



US00D995629S

(12) **United States Design Patent**  
**Bogue et al.**

(10) **Patent No.:** **US D995,629 S**

(45) **Date of Patent:** **\*\* Aug. 15, 2023**

(54) **DRAWING TOOL**

(71) Applicant: **WobbleWorks, Inc.**, Wilmington, DE (US)

(72) Inventors: **Maxwell Bogue**, Hong Kong (HK); **Daniel Cowen**, Hong Kong (HK)

(73) Assignee: **Wobble Works, Inc.**, Wilmington, DE (US)

(\*\*) Term: **15 Years**

(21) Appl. No.: **29/768,602**

(22) Filed: **Jan. 29, 2021**

(51) **LOC (14) Cl.** ..... **19-06**

(52) **U.S. Cl.**  
USPC ..... **D19/180**

(58) **Field of Classification Search**  
USPC ..... D8/61; D24/112, 119, 209; D26/38;  
D14/341, 411, 480; D19/142, 153, 158,  
D19/177, 180, 192, 195, 196, 201, 202  
CPC ..... G06F 3/0354; G06F 3/0442  
See application file for complete search history.

(56) **References Cited**

**U.S. PATENT DOCUMENTS**

1,466,509 A	8/1923	Laskey	
2,302,062 A	11/1942	Schweyer	
2,374,065 A	4/1945	Worthington	
D149,677 S	5/1948	Roblin	
2,517,882 A	8/1950	Johnson	
3,010,140 A	11/1961	Thomas	
3,281,576 A	10/1966	Cooper et al.	
3,285,475 A	11/1966	Phillips	
RE26,180 E	4/1967	Frenzel et al.	
D212,147 S *	8/1968	Leong et al.	D8/61
3,559,241 A	2/1971	Chu	
3,604,597 A	9/1971	Pohl et al.	
3,665,158 A	5/1972	Froedge	

3,887,319 A	6/1975	Cottingham
4,059,204 A	11/1977	Duncan et al.
D247,317 S	2/1978	Mantelet
4,114,781 A	9/1978	Doyel
4,197,448 A	4/1980	Harigai
		(Continued)

**FOREIGN PATENT DOCUMENTS**

CN	1285856	2/2001
CN	2761402	3/2006
		(Continued)

**OTHER PUBLICATIONS**

3Doodler 3D Pen, Amazon.com, date Published Mar. 4, 2016, date retrieved May 22, 2022—29768602—<https://www.amazon.com/3Doodler-Start-Mega-Box-Printing/dp/B01CL1FCLM> (Year: 2016).\*

*Primary Examiner* — Nicole C Shiflet  
*Assistant Examiner* — Danielle Nichole Bowly  
(74) *Attorney, Agent, or Firm* — Morgan, Lewis & Bockius LLP

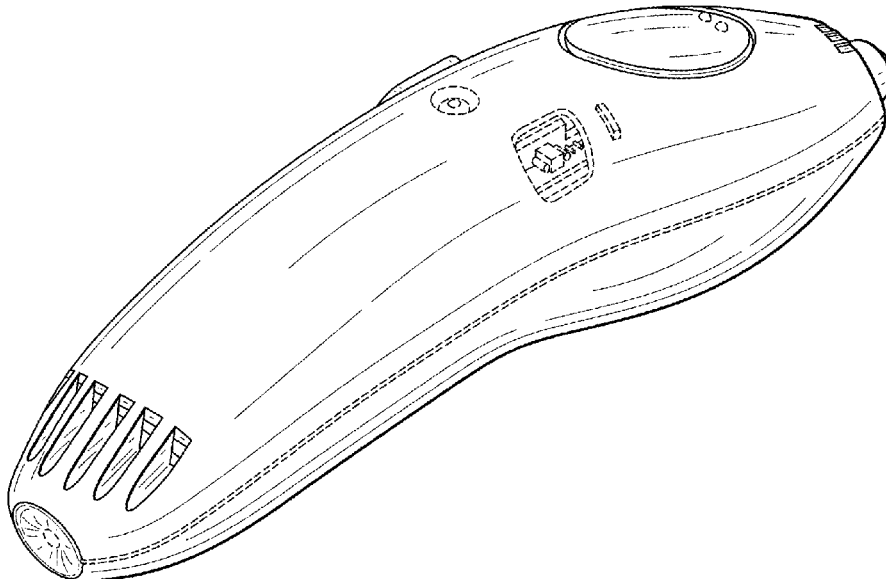
(57) **CLAIM**

The ornamental design for a drawing tool, as shown and described.

**DESCRIPTION**

FIG. 1 is a rear perspective view of a drawing tool of the new design;  
FIG. 2 is a front view thereof;  
FIG. 3 is a rear view thereof;  
FIG. 4 is a right side view thereof;  
FIG. 5 is a left side view thereof;  
FIG. 6 is a top plan view thereof; and,  
FIG. 7 is a bottom plan view thereof.  
The broken lines in the Figures show portions of the drawing tool which form no part of the claimed design.

**1 Claim, 4 Drawing Sheets**



(56)

References Cited

U.S. PATENT DOCUMENTS

D264,854	S	6/1982	Spiegel	D658,183	S	*	4/2012	Avery	.....	D14/411
D268,598	S	4/1983	Mizutani et al.	8,221,669	B2		7/2012	Batchelder et al.		
4,552,287	A	11/1985	Dziki	8,236,227	B2		8/2012	Batchelder et al.		
4,597,821	A	7/1986	Munro	D667,054	S		9/2012	Dyer		
D290,333	S	6/1987	Pashley	8,262,304	B2		9/2012	Llach et al.		
4,681,524	A	7/1987	Ikeda et al.	D670,699	S		11/2012	Sato		
D292,104	S	9/1987	Keller, Jr.	D681,038	S		4/2013	Tomohiro		
4,704,088	A	11/1987	Newman	8,439,665	B2		5/2013	Batchelder et al.		
D294,519	S	3/1988	Hardy, Jr.	D686,618	S		7/2013	Wilson et al.		
D300,601	S	4/1989	Himbert	D686,621	S		7/2013	Pawlus		
D311,854	S	11/1990	Wilson	D688,790	S		8/2013	Guarraia et al.		
5,071,069	A	12/1991	Strim	D688,791	S		8/2013	Guarraia et al.		
5,121,329	A	6/1992	Crump	D688,792	S		8/2013	Guarraia et al.		
5,169,587	A	12/1992	Courval	D691,137	S		10/2013	Yeon et al.		
D338,964	S	8/1993	Tarjoto	D695,903	S	*	12/2013	Tamsiran	.....	D24/209
D345,568	S	3/1994	Feinbloom	D706,440	S		6/2014	Hahr		
5,340,433	A	8/1994	Crump	D709,887	S		7/2014	Yagi		
D371,747	S	7/1996	Strader	D714,386	S		9/2014	Au		
5,655,554	A	8/1997	Goldberg	D715,298	S		10/2014	Hong et al.		
5,672,312	A	9/1997	Almquist et al.	D719,163	S		12/2014	Dowd et al.		
5,785,443	A	7/1998	Rubin	D720,348	S		12/2014	Robinson et al.		
D400,421	S	11/1998	Okada	8,926,882	B2		1/2015	Batchelder et al.		
5,843,490	A	12/1998	Horiba et al.	D722,412	S		2/2015	Tsai		
5,853,774	A	12/1998	Dreve	9,067,458	B1		6/2015	Mock		
D407,533	S	3/1999	Watanabe	9,102,098	B2		8/2015	Dilworth et al.		
6,013,096	A	1/2000	Tucek	D744,037	S		11/2015	Matsumura		
D421,666	S	3/2000	Lyons et al.	D749,173	S		2/2016	Walker et al.		
D422,748	S	4/2000	Lang	D751,762	S		3/2016	Hollinger		
6,065,188	A	5/2000	Wold	D754,129	S		4/2016	Kao		
D429,845	S	8/2000	Lang	D756,363	S	*	5/2016	Mathis	.....	D14/402
6,117,385	A	9/2000	Chartoff et al.	D770,453	S		11/2016	Sumsion		
6,129,872	A	10/2000	Jang	D771,048	S	*	11/2016	Martindale	.....	D14/411
6,162,378	A	12/2000	Bedal et al.	D772,875	S		11/2016	Kim et al.		
6,238,613	B1	5/2001	Batchelder et al.	D773,462	S		12/2016	Mitchell		
6,241,408	B1	6/2001	Lang	D774,512	S	*	12/2016	Liu	.....	D14/411
D446,242	S	8/2001	Stukenkemper	D783,617	S		4/2017	Chrenka et al.		
D451,358	S	12/2001	Griese et al.	D785,093	S		4/2017	Hsu et al.		
6,328,494	B1	12/2001	Moxon	D787,083	S	*	5/2017	Ely	.....	D24/209
D454,413	S	3/2002	Shepperson	D806,796	S	*	1/2018	Cowen	.....	D19/934
6,443,675	B1	9/2002	Kopras et al.	D820,464	S	*	6/2018	Gabriele	.....	D24/209
6,460,481	B1	10/2002	Young	D855,700	S	*	8/2019	Cowen	.....	D19/934
6,500,374	B1	12/2002	Akioka et al.	D860,315	S	*	9/2019	Chen	.....	D19/180
D470,386	S	2/2003	Giese	2001/0030383	A1		10/2001	Swanson et al.		
D472,578	S	4/2003	Plantz	2001/0033037	A1		10/2001	Nitschke et al.		
6,543,549	B1	4/2003	Riedl et al.	2003/0137077	A1		7/2003	Lee et al.		
6,558,059	B1	5/2003	Hillinger et al.	2004/0232165	A1		11/2004	Lee		
D486,993	S	2/2004	McGuyer	2005/0129941	A1		6/2005	Comb et al.		
6,776,602	B2	8/2004	Swanson	2005/0288813	A1		12/2005	Yang et al.		
D499,841	S	12/2004	Angeletta	2006/0051442	A1		3/2006	Miceli et al.		
D500,642	S	1/2005	McGuyer	2006/0198918	A1		9/2006	Koyagi et al.		
D506,576	S	6/2005	Chen	2007/0003656	A1		1/2007	LaBossiere et al.		
D509,301	S	9/2005	Talbot et al.	2007/0029693	A1		2/2007	Wigand et al.		
D509,506	S	*	Huang	2007/0169353	A1		7/2007	Wu		
D511,288	S	11/2005	Brown	2007/0228590	A1		10/2007	LaBossiere et al.		
6,964,534	B2	11/2005	Brand et al.	2008/0197116	A1		8/2008	Achtner et al.		
D518,907	S	4/2006	Leung	2008/0213419	A1		9/2008	Skubic		
D540,947	S	*	Jung	2009/0133800	A1		5/2009	Morohoshi et al.		
D553,188	S	10/2007	DaBoll	2009/0274540	A1		11/2009	Batchelder et al.		
D554,183	S	10/2007	Paulus et al.	2009/0283544	A1		11/2009	Salmela et al.		
D555,609	S	11/2007	Galbraith	2010/0147465	A1		6/2010	Di Miceli		
7,310,881	B2	12/2007	Ohuka	2010/0166969	A1		7/2010	Batchelder		
D562,008	S	2/2008	Liu	2010/0327479	A1		12/2010	Zinniel et al.		
D565,101	S	*	Chan	2011/0074065	A1		3/2011	Batchelder et al.		
D575,337	S	*	Eichel	2011/0076496	A1		3/2011	Batchelder et al.		
D578,571	S	10/2008	Yeh	2011/0079936	A1		4/2011	Oxman		
D583,063	S	12/2008	Bauer et al.	2011/0196660	A1		8/2011	Liu et al.		
D584,126	S	1/2009	Meyer	2012/0070523	A1		3/2012	Swanson et al.		
D590,492	S	*	Powell	2012/0219699	A1		8/2012	Pettersson		
D610,614	S	2/2010	Dyer	2012/0258190	A1		10/2012	Batchelder et al.		
D612,510	S	3/2010	Byle	2013/0209600	A1		8/2013	Tow		
D613,417	S	4/2010	Imboden et al.	2013/0234366	A1		9/2013	Batchelder et al.		
D620,490	S	*	Avery	2014/0044823	A1		2/2014	Pax et al.		
D637,308	S	5/2011	Imboden	2014/0120197	A1		5/2014	Swanson et al.		
7,959,847	B2	6/2011	Wicker et al.	2014/0154347	A1		6/2014	Dilworth et al.		
D656,620	S	*	Altshuler	2014/0159273	A1		6/2014	Koop et al.		
				2014/0291886	A1		10/2014	Mark et al.		
				2014/0328963	A1		11/2014	Mark et al.		
				2015/0096717	A1		4/2015	Batchelder et al.		
				2015/0137402	A1		5/2015	Schmehl et al.		

(56)

## References Cited

## U.S. PATENT DOCUMENTS

2015/0147427	A1	5/2015	Lundwall et al.
2015/0150353	A1	6/2015	Yiu
2015/0165691	A1	6/2015	Mark et al.
2015/0331412	A1	11/2015	Adair et al.
2016/0031159	A1	2/2016	Church et al.
2017/0057168	A1	3/2017	Miller et al.
2017/0120519	A1	5/2017	Mark
2017/0157826	A1	6/2017	Hishiki
2017/0182701	A1	6/2017	Ryan
2019/0111725	A1*	4/2019	Xie ..... B29C 64/393

## FOREIGN PATENT DOCUMENTS

CN	2813176	9/2006
CN	101166597	4/2008
CN	101172428	5/2008
CN	201086388	7/2008
CN	202079738	12/2011
CN	202399493	8/2012
CN	102922721	2/2013
CN	103341975	10/2013
CN	203357906	12/2013
CN	302680797	12/2013
CN	203371791	1/2014
CN	203449607	2/2014
CN	103707511	4/2014
CN	302781312	4/2014
CN	203592687	5/2014
CN	203752533	8/2014
CN	203752534	8/2014
CN	104040040	9/2014
CN	305332298	* 9/2019
DE	3341201	5/1985
EM	002315440-0001	9/2013
EM	002315440-0002	9/2013
EP	257838	3/1988
EP	2957420	12/2015
JP	S 61-141959	6/1986
JP	S 63-205216	8/1988
WO	WO 99/32544	7/1999
WO	WO 2009/134298	11/2009
WO	WO 2012/088257	6/2012
WO	WO 2012/152510	11/2012
WO	WO 2012/152511	11/2012
WO	WO 2015/020944	2/2015
WO	WO 2015/193490	12/2015
WO	WO 2016/108950	7/2016

## OTHER PUBLICATIONS

3Doodler 3D Pen Set, Amazon.com, date published May 1, 2020, date retrieved from internet May 2, 2022—29768602—<https://amzn.to/38IDtF6> (Year: 2020).\*

“3D MakerPen—Handheld 3D Printer.” Web page retrieved Sep. 27, 2013 from MakerGeeks.com, 2 pages.

“3D Pen OEM Version,” Yaya Technology, Web page retrieved on Apr. 15, 2015 from [www.yaya3dpen.com/?page.sub.id=3015](http://www.yaya3dpen.com/?page.sub.id=3015).

“3D pen RP500A 3D pen with LCD screen,” JER Education Technology Co Ltd, retrieved Sep. 20, 2016 from <http://www.jereducation.com/yw/cpzx.sub.--show.asp?pid=268>.

“3Dsimo: First multi-material 3D drawing pen,” Oct. 15, 2013, retrieved from [www.3ders.org/articles/20131015-3dsimo-first-multi-material-3d-drawing-pen.html](http://www.3ders.org/articles/20131015-3dsimo-first-multi-material-3d-drawing-pen.html).

“3DSIMO: The Amazing 3D Pen,” Sep. 25, 2013, retrieved from [www.popular3dprinters.com/3dsimo-the-amazing-3d-pen/](http://www.popular3dprinters.com/3dsimo-the-amazing-3d-pen/).

“A Range of Leister Hand-Held and Automatic Welders from Techspan,” Dec. 12, 2006, retrieved from <http://www.ferret.com.au/c/techspan-group/a-range-of-leister-hand-held-automatic-welders-from-techspan-n667443>.

“CreoPop-Cool Ink. Infinite Creativity,” Web page retrieved on Apr. 15, 2015 from [www.indiegogo.com/projects/creopop-cool-ink-infinite-creativity](http://www.indiegogo.com/projects/creopop-cool-ink-infinite-creativity).

“Crowdsourcing Mornings: 3Dsimo—The Next Generation of 3D Pens,” Feb. 24, 2014, retrieved from [www.geekalabama.com/2014/02/24/crowdsourcing-mornings-3dsimo-the-next-generation-of-3d-pens/](http://www.geekalabama.com/2014/02/24/crowdsourcing-mornings-3dsimo-the-next-generation-of-3d-pens/).

“Diode PID/S: The powerful pair.” Plastic Welding General Catalog, disclosed Jun. 2019, 3 pages.

“Electron ST-Strong, Compact and handy,” Plastic Welding General Catalog, disclosed Jun. 2019, 2 pages.

“Hot Jet S: Small and powerful,” Plastic Welding General Catalog, disclosed Jun. 2019, 2 pages.

“iMakr 3D Printing Pen Review”, Jul. 28, 2014, retrieved from <http://3dprinterplans.info/imakr-3d-printing-pen-review/>.

“Leister Diode S Diode PID,” Aug. 2018, 84 pages.

“Leister Electron ST Hot Air Tool—User Manual,” Oct. 2017, 40 pages.

“Leister Hot Jet S,” Oct. 2017, 87 pages.

“Leister Triac ST Hot Air Tool—User Manual,” Oct. 2018, 40 pages.

“Leister Welding Pen S Welding Pen R,” Sep. 2005, 82 pages.

“Lixpen, the smallest 3D printing pen,” Mar. 28, 2014, retrieved from [www.3ders.org/articles/20140328-lixpen-the-smallest-3d-printing-pen.html](http://www.3ders.org/articles/20140328-lixpen-the-smallest-3d-printing-pen.html).

“Myriwell 3D Printing Pen Lets You Create 3D Models with Your Hand,” May 19, 2014, retrieved from [gadgets.in.com/myriwell-3d-printing-pen-lets-you-create-3d-models-with-your-hand.htm](http://gadgets.in.com/myriwell-3d-printing-pen-lets-you-create-3d-models-with-your-hand.htm).

“New OEM Model Leak!” Yaya Technology, Jan. 16, 2014, retrieved from [www.yaya3dpen.com/?p=2939](http://www.yaya3dpen.com/?p=2939).

“Polyes Q1 SLA-based 3D Printing Pen to Launch on Kickstarter in November,” Sep. 30, 2014, retrieved from [www.3dprint.com/17201/polyes-q1-3d-printing-pen/](http://www.3dprint.com/17201/polyes-q1-3d-printing-pen/).

“Polyes Q1—The Safest, Cool-Ink 3D Pen,” Dec. 21, 2014, retrieved from [www.kickstarter.com/projects/1241980839/polyes-q1-the-safest-cool-ink-3d-pen/description](http://www.kickstarter.com/projects/1241980839/polyes-q1-the-safest-cool-ink-3d-pen/description).

“RP400A 3D pen with OLED display,” JER Education Technology Co Ltd, Oct. 21, 2014, retrieved from <http://www.jereducation.com/yw/cpzx.sub.--show.asp?pid=266>.

“Triac ST—Design meets experience,” disclosed Jun. 2019, 4 pages.

“Welding Pen: Slim and flexible,” Plastic Welding General Catalog, disclosed Jun. 2019, 2 pages.

Ahiro-002A Product description retrieved on Jun. 12, 2015 from <http://www.goodluckbuy.com/images/detailed.sub.--images2/file/Printer%20Pen.pdf>.

Amended Complaint for Patent Infringement and Demand for Jury Trial, *Wobbleworks, Inc. v. Ditech Solutions, LLC*, Case No. 8:17-CV-2147, dated Apr. 13, 2018, 22 pages.

Bryant, “Adobe moves into hardware: Project Mighty ‘cloud pen’ and Project Napoleon ruler to launch in 2014,” Sep. 17, 2013, retrieved from [www.thenextweb.com/gadgets/2013/09/17/adobe-moves-into-hardware-its-project-mighty-cloud-pen-and-project-napoleon-digital-ruler-will-launch-in-2014/](http://www.thenextweb.com/gadgets/2013/09/17/adobe-moves-into-hardware-its-project-mighty-cloud-pen-and-project-napoleon-digital-ruler-will-launch-in-2014/).

CoLiDo, “CoLiDo 3D Pen: Maximize Safety in 3D Printing Pen,” (stating Funding Period Feb. 8, 2016 to Mar. 9, 2016), retrieved from <https://www.kickstarter.com/projects/colido/colido-3d-pen-maximize-safety-in-3d-printing-pen>.

Complaint for Patent Infringement and Demand for Jury Trial, *Wobbleworks, Inc. v. Ditech Solutions, LLC*, Case No. 8:17-CV-2147, dated Dec. 8, 2017, 9 pages.

Decision Denying Petitioner’s Request for Rehearing, *Ditec Solutions, LLC v. WobbleWorks, Inc.*, Case IPR2018-01414, entered Mar. 13, 2019, 10 pages.

Ditec’s Answer and Counterclaims to Wobbleworks’ Complaint, *Wobbleworks, Inc. v. Ditech Solutions, LLC*, Case No. 8:17-CV-2147, dated Apr. 25, 2019, 12 pages.

Ditec’s Answer and Counterclaims to Wobbleworks’ First Amended Complaint, *Wobbleworks, Inc. v. Ditech Solutions, LLC*, Case No. 8:17-CV-2147, dated Apr. 19, 2018, 10 pages.

Donutman.sub.—2000 “Plastic Welding Gun (Plastruder MK4)” published Sep. 19, 2010, <http://www.thingiverse.com/thing:4156>, last accessed Jul. 3, 2014.

EP 13861105.8, Third Party Observations dated Aug. 16, 2019, 27 pages, including attachments.

(56)

**References Cited**

## OTHER PUBLICATIONS

Fincher, "Move over 3Doodler—here comes the SwissPen," Aug. 23, 2013, retrieved from <http://newatlas.com/swisspen-handheld-3d-printer/28799/>.

Heater, "SwissPen 3D printing pen brings 3Doodler competition well before launch," Aug. 21, 2013, retrieved from [www.engadget.com/2013/08/21/swisspen/](http://www.engadget.com/2013/08/21/swisspen/).

Indiegogo campaign Web page, "3Dsimo—The Next Generation of 3D pens," (starting "campaign ended on Mar. 1, 2014"), retrieved on Apr. 15, 2015 from [www.indiegogo.com/projects/3dsimo-the-next-generation-of-3d-pens-4](http://www.indiegogo.com/projects/3dsimo-the-next-generation-of-3d-pens-4).

"6 reasons why the 3Doodler Pro Pen is the next gen of 3D printing," Oct. 9, 2016, retrieved from <https://www.3dengr.com/3doodler-3d-printer-pen.html>, 9 pages.

MonUnivers3D: 3Ddoodler, a 3D drawing pen, Aug. 9, 2013, retrieved from <http://www.monunivers3d.com/1493>.

Ridden, "Cordless CreoPop pen makes 3D sketching cool," Jun. 5, 2014, retrieved from [www.gizmag.com/creopop-3d-sketch-pen/32422/](http://www.gizmag.com/creopop-3d-sketch-pen/32422/).

Second Amended Complaint for Patent Infringement and Demand for Jury Trial, *Wobbleworks, Inc. v. Ditech Solutions, LLC*, Case No. 8:17-CV-2147, dated Apr. 9, 2019, 16 pages.

"3D Pen V2," Shenzhen Yaya Technology Co Ltd, retrieved Sep. 20, 2016 from <http://www.yaya3dpcn.com?page.sub.-id=3425>.

So, "Adobe's first hardware in the form of a 'cloud pen' and digital ruler," dated Nov. 1, 2013, retrieved from [www.itbusiness.ca/news/adobes-first-hardware-comes-in-the-form-of-a-cloud-pen-and-digital-ruler/44527](http://www.itbusiness.ca/news/adobes-first-hardware-comes-in-the-form-of-a-cloud-pen-and-digital-ruler/44527).

\* cited by examiner

FIG. 1

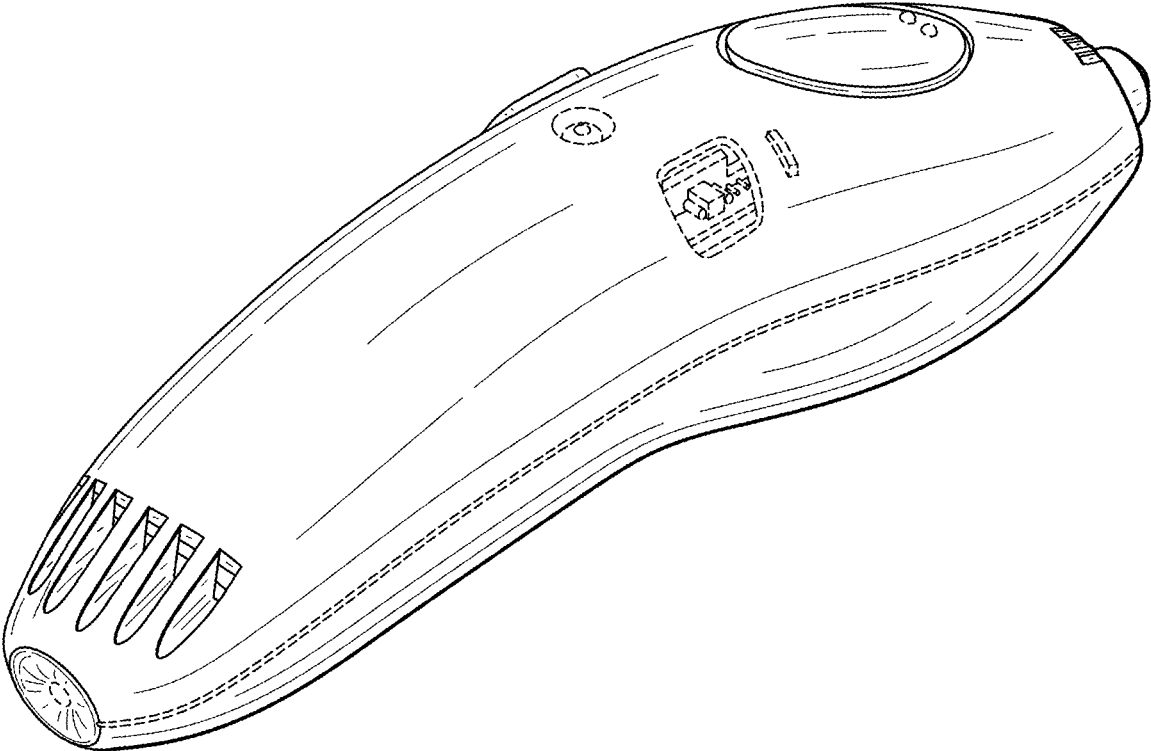


FIG. 2

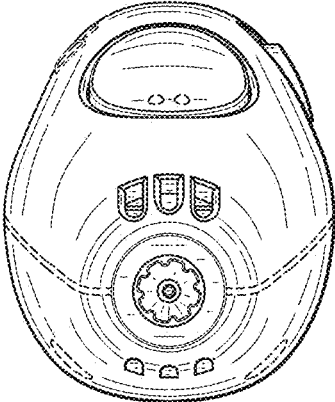


FIG. 3

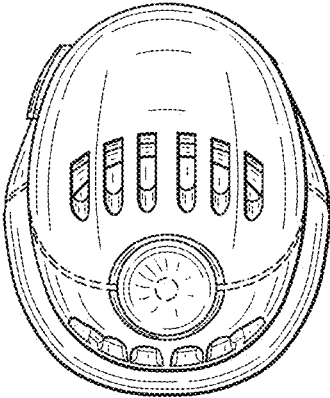


FIG. 4

FIG. 5

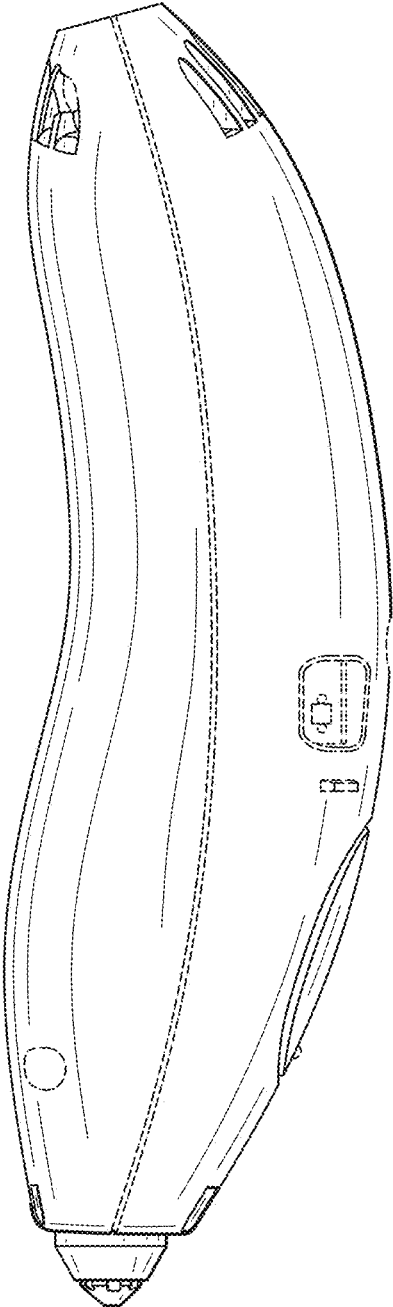
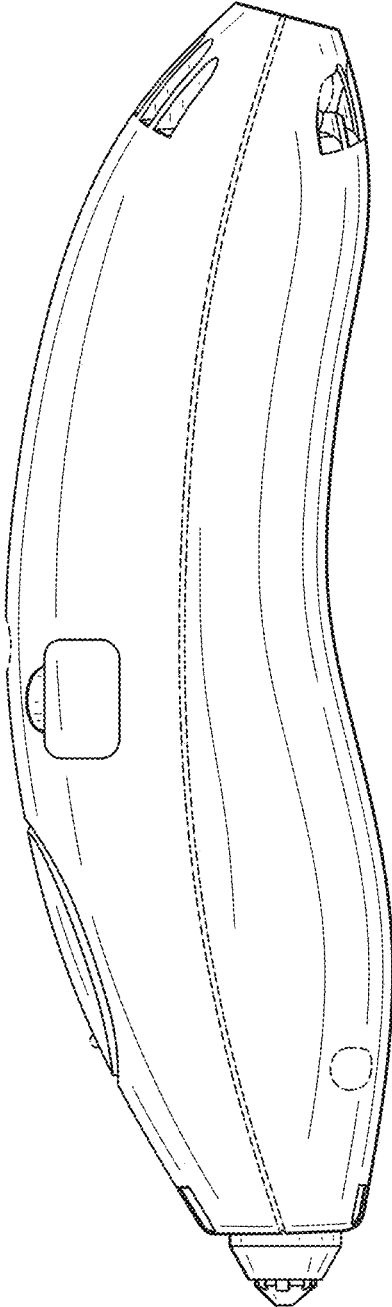


FIG. 6

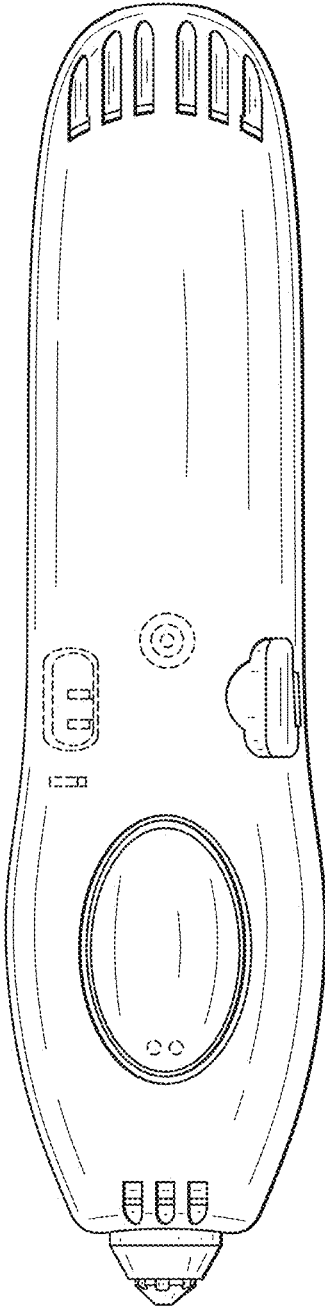


FIG. 7

