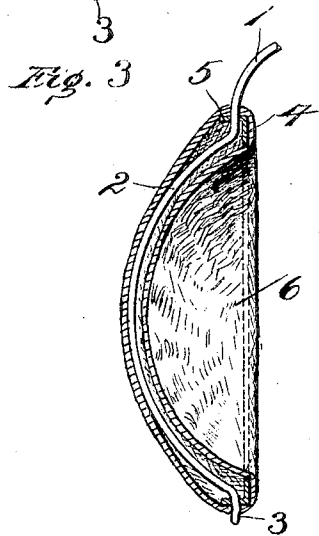
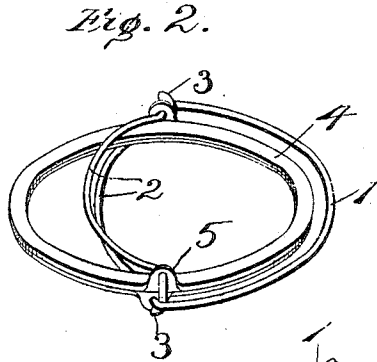
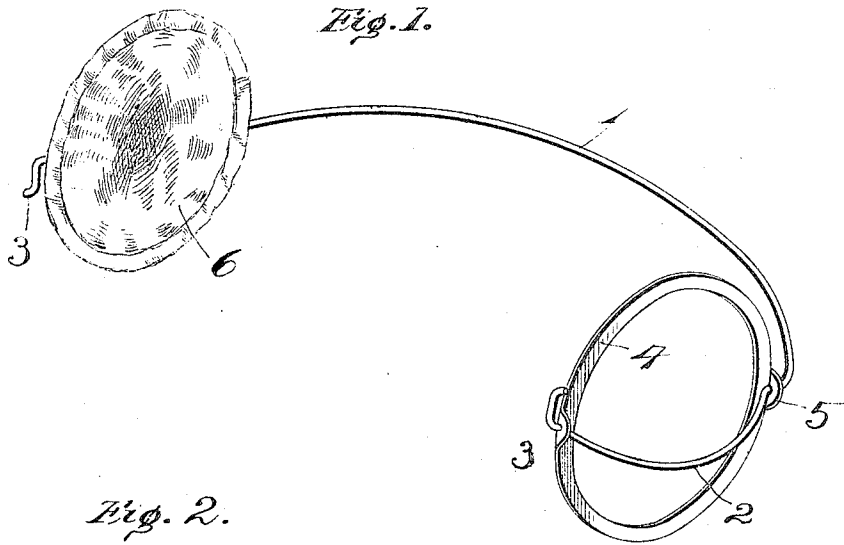


C. J. KELLER.  
EAR MUFFLER.  
APPLICATION FILED MAY 4, 1905.



Inventor  
*Charles J. Keller*

Witnesses  
*M. R. Taylor*  
*Herbert Lawson*

By *W. J. Fitzgerald & Co.*  
Attorneys

# UNITED STATES PATENT OFFICE.

CHARLES JACOB KELLER, OF BLOOMSBURG, PENNSYLVANIA.

## EAR-MUFFLER.

No. 804,731.

Specification of Letters Patent.

Patented Nov. 14, 1905.

Application filed May 4, 1905. Serial No. 258,837.

*To all whom it may concern:*

Be it known that I, CHARLES JACOB KELLER, a citizen of the United States, residing at Bloomsburg, in the county of Columbia and State of Pennsylvania, have invented certain new and useful Improvements in Ear-Mufflers; and I do hereby declare the following to be a full, clear, and exact description of the invention, such as will enable others skilled in the art to which it appertains to make and use the same.

My invention relates to ear-mufflers; and its object is to provide a device of this character which can be folded into a compact bundle adapted to be conveniently carried in the pocket and which can be quickly opened to assume a position upon the head.

Another object is to provide means whereby the coverings of the mufflers can be held distended while in use.

Still another object is to provide means for causing the coverings to assume their proper positions for use when the device is opened.

With the above and other objects in view the invention consists of a spring-bow having curved extensions at the ends thereof, said extensions forming pivots for rings to which are connected the ear-coverings of the muffler. These coverings are formed of two layers which completely surround the rings and the curved extensions. Projecting devices are formed with the extensions in such a manner as to interlock with the bow to hold the mufflers one upon the other, as in a compact bundle.

The invention also consists in further novel construction and combination of parts hereinafter fully described and claimed.

In the accompanying drawings I have shown the preferred forms of my invention.

In said drawings, Figure 1 is a perspective view of the muffler, the ear-covering being removed from one of the rings thereof. Fig. 2 is a perspective view of the muffler with the coverings removed and showing the device folded. Fig. 3 is an enlarged section through one of the ear-coverings and its ring.

Referring to the figures by numerals of reference, 1 is a spring-bow having curved extensions 2 at the ends thereof, each of said extensions terminating in a hook 3. A ring 4, preferably formed of sheet metal, is provided adjacent each extension and is hinged thereto by means of ears 5, extending from the ring and having apertures through which the extensions project. Each of these rings is in-

closed by an ear-covering 6, formed of suitable fabric, and this covering also incloses the extension 2.

The muffler herein described is placed in position upon the ears by springing the extensions 2 apart a sufficient distance to permit the rings 4 to encircle the ears. When the rings are in this position, the curved extensions 2 will press the fabric covering 6 outward to form a substantially concavo-convex receptacle for the ear. When the muffler is not in use, it can be detached and the bow 1 bent so as to bring the two rings 4 in position one upon the other. The hooks 3 can then be placed into engagement with the adjoining portions of the bow, as shown in Fig. 2, and the entire muffler will therefore be locked in a folded position and can be conveniently carried in a small space.

It will be seen that this device is very simple and inexpensive in construction and can be folded into a compact bundle when not in use. As the ring is of flat steel, it can only be turned in one direction, and therefore the lining is always kept upon the inside. It will protect the ears without danger of accidental displacement, and when it is opened the coverings 6 will be disposed with their linings in proper position to contact with the ears. Said coverings can therefore be lined with a material different from that on their outer faces, and it is not necessary to carefully adjust them during their application.

In the foregoing description I have shown the preferred forms of my invention; but I do not limit myself thereto, as I am aware that modifications may be made therein without departing from the spirit or sacrificing the advantages thereof, and I therefore reserve the right to make such changes as fairly fall within the scope of my invention.

Having thus fully described my invention, what I claim as new, and desire to secure by Letters Patent, is—

1. An ear-muffler comprising a spring-bow formed in a single piece and having a curved extension at each end, endless sheet-metal rings, ears extending from opposite portions of the rings and engaged by the end curved extensions, a fabric covering inclosing each of the rings and the adjoining curved extension, and hooks integral with the extensions and projecting at right angles from the planes occupied thereby, said hooks adapted to engage the bow to hold the rings in position one upon the other.

2. An ear-muffler comprising flat sheet-metal rings having ears extending at right angles therefrom at diametrically opposite points, a spring-bow interposed between the  
5 rings, curved extensions integral with the ends of the bow and projecting through the ears, said extensions being adapted to lie flat upon their respective rings to prevent rotation thereof, and hooks integral with the exten-  
10 sions and projecting at right angles to the

planes occupied thereby, said hooks adapted to engage the bow to hold the rings in position one upon the other.

In testimony whereof I have signed my name to this specification in the presence of two sub- 15  
scribing witnesses.

CHARLES JACOB KELLER.

Witnesses:

CLYDE CHAS. YETTER,  
EDWARD CASEY.