

No. 869,741.

PATENTED OCT. 29, 1907.

I. SEITZMAN.
PROTECTOR FOR EARS, FOREHEAD, AND EYES.
APPLICATION FILED FEB. 10, 1906.

Fig. 1.

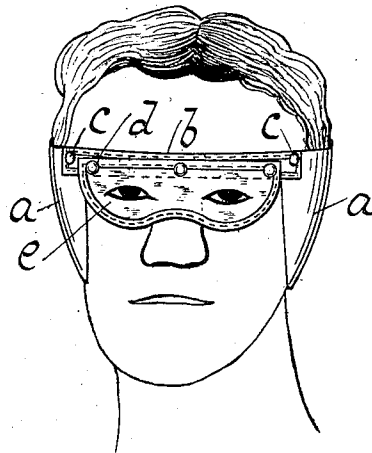


Fig. 4.

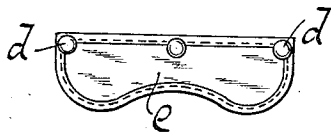


Fig. 2.

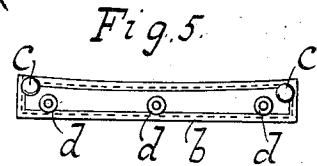


Fig. 6.

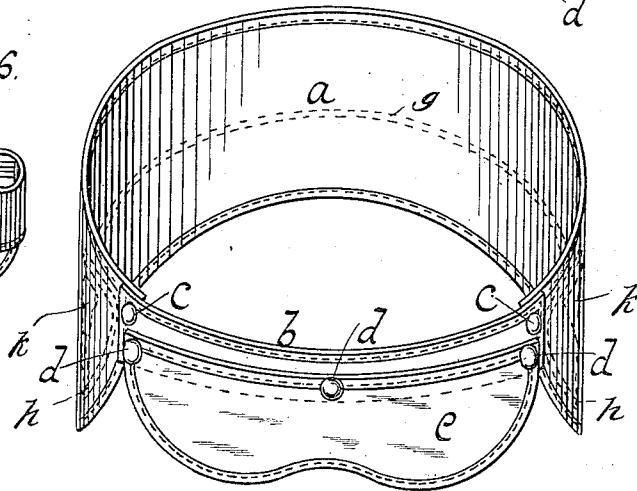
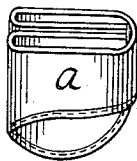
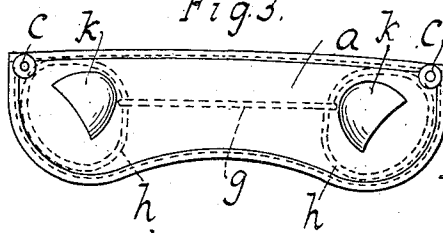


Fig. 3.



WITNESSES:
William Miller
Edward Wisnes

INVENTOR
Issak Seitzman
BY
W. C. Hauff
ATTORNEY

UNITED STATES PATENT OFFICE.

ISSAK SEITZMAN, OF NEW YORK, N. Y.

PROTECTOR FOR EARS, FOREHEAD, AND EYES.

No. 869,741.

Specification of Letters Patent.

Patented Oct. 29, 1907.

Application filed February 10, 1906. Serial No. 300,536.

To all whom it may concern:

Be it known that I, ISSAK SEITZMAN, a citizen of the United States, residing at New York city, in the county of New York and State of New York, have invented a new and useful Improvement in Protectors for Ears, Forehead, and Eyes, &c., of which the following is a description.

This invention relates to a protector to be worn independently or free from the hat and having a rear portion for the head and ears and the front or tape part of which is wide enough to protect the forehead. The opening part of the device being placed away from the front will not press or hurt the forehead. Means for attaching an eye shield can be provided.

This invention is set forth in the following specification and claim and illustrated in the annexed drawing, in which:

Figure 1 shows a protector embodying this invention applied to use. Fig. 2 is a perspective view of Fig. 1. Fig. 3 shows the rear part of Fig. 2 opened or flat. Fig. 4 shows an eye protector. Fig. 5 shows a band or forehead part. Fig. 6 shows the part of Fig. 3 folded or doubled to be in small compass.

The rear portion *a* of the device is of such width as to protect the back of the head and the ears. The front or forehead portion *b* is in form of a tape and is wide enough to protect the forehead below the hat or cap.

In clasping or unclasping the device to engage or release the head the fastenings *c* practically in form of the well known glove fastener are closed or opened. The forehead part can be detached or made releasable at both ends as seen in Fig. 1.

The opening portion or portions *c* being at each side of the median line will not press or incommode the center portion of the forehead of the wearer.

The forehead portion is provided with attaching means *d* for detachably engaging an eye shield *e*. These means *d* may likewise be in form of glove fastenings or snap studs and sockets.

The eye shield of suitable transparent material can 40 be provided with a binding or doubled edge or be sewed in cloth or the like cut to any desired shape to act as a nose protector or give a comfortable contact and avoid cutting the nose.

A brace or spring wire can be employed as seen in 45 Fig. 3 at *g*. This wire causes the protector to clasp the head. The hinged portions *h* of wire or the like cause the protector to lie to the ears.

When released or taken off the wearer the spring *g* and hinged piece *h* when folded or closed will bring the 50 device to small compass (Fig. 6) to be easily stored or carried in the pocket.

The device is provided with ear pockets which sit or slip down onto the ear thus protecting the latter and preventing the protector slipping down out of place. 55 When opened or its inner side exposed as seen in Fig. 3 the pockets *k* are exposed to view.

What I claim as my invention and desire to secure by Letters Patent, is:

1. A head protector made separate from the hat or head 60 wear and provided with ear pockets, and with a removable forehead grasping strip having means for detachably engaging the eye shield.

2. A head protector with spring wire and hinged flap 65 parts to fold into small compass and provided with a forehead grasping strip having means for detachably engaging an eye shield.

ISSAK SEITZMAN.

Witnesses:

DAVID SEITZMAN,
CHRISTIAN WINSTEAD.