

(19) World Intellectual Property Organization
International Bureau



(43) International Publication Date
16 July 2009 (16.07.2009)

PCT

(10) International Publication Number
WO 2009/087238 A2

(51) International Patent Classification:

C07D 401/12 (2006.01) A61P 9/10 (2006.01)
C07D 213/74 (2006.01) A61P 7/12 (2006.01)
A61K 31/444 (2006.01) A61P 3/10 (2006.01)
A61K 31/4439 (2006.01) A61P 31/18 (2006.01)
A61K 31/4192 (2006.01) A61K 31/165 (2006.01)
A61P 25/00 (2006.01) A61K 31/415 (2006.01)
A61P 35/00 (2006.01) A61K 31/472 (2006.01)
A61P 17/00 (2006.01) C07D 213/81 (2006.01)

(21) International Application Number:

PCT/EP2009/050280

(22) International Filing Date: 12 January 2009 (12.01.2009)

(25) Filing Language: English

(26) Publication Language: English

(30) Priority Data:

0850144 10 January 2008 (10.01.2008) FR

(71) Applicants (for all designated States except US):

CENTRE NATIONAL DE LA RECHERCHE SCIENTIFIQUE (CNRS) [FR/FR]; 3, rue Michel Ange, F-75016 Paris (FR). **INSTITUT CURIE** [FR/FR]; 26, rue d'Ulm, F-75005 Paris (FR). **UNIVERSITE MONTPELLIER 2 SCIENCES ET TECHNIQUES** [FR/FR]; Place Eugène Bataillon, F-34000 Montpellier (FR).

(72) Inventors; and

(75) Inventors/Applicants (for US only): **TAZI, Jamal** [FR/FR]; 4, rue Condorcet, F-34830 Clapiers (FR). **GRIERSON, David** [CA/CA]; 6018 IONA DRIVE Apartment 402, Vancouver BC, V6T 2L1 (CA). **MAHUTEAU-BETZER, Florence** [FR/FR]; 36 avenue Hoche, F-78470 Saint-Remy-Les-Chevreuse (FR). **ROUX, Pierre** [—/FR]; 700, rue Erables, F-34980 Saint Gely Du Fesc (FR).

(74) Agent: **WARCOIN, AHNER, TEXIER, LE FORESTIER, CALLON DE LAMARCK, COLLIN, TETAZ-Cabinet Regimbeau**; 20, rue de Chazelles, F-75847 Paris Cedex 17 (FR).

(81) Designated States (unless otherwise indicated, for every kind of national protection available):

AE, AG, AL, AM, AO, AT, AU, AZ, BA, BB, BG, BH, BR, BW, BY, BZ, CA, CH, CN, CO, CR, CU, CZ, DE, DK, DM, DO, DZ, EC, EE, EG, ES, FI, GB, GD, GE, GH, GM, GT, HN, HR, HU, ID, IL, IN, IS, JP, KE, KG, KM, KN, KP, KR, KZ, LA, LC, LK, LR, LS, LT, LU, LY, MA, MD, ME, MG, MK, MN, MW, MX, MY, MZ, NA, NG, NI, NO, NZ, OM, PG, PH, PL, PT, RO, RS, RU, SC, SD, SE, SG, SK, SL, SM, ST, SV, SY, TJ, TM, TN, TR, TT, TZ, UA, UG, US, UZ, VC, VN, ZA, ZM, ZW.

(84) Designated States (unless otherwise indicated, for every kind of regional protection available):

ARIPO (BW, GH, GM, KE, LS, MW, MZ, NA, SD, SL, SZ, TZ, UG, ZM, ZW), Eurasian (AM, AZ, BY, KG, KZ, MD, RU, TJ, TM), European (AT, BE, BG, CH, CY, CZ, DE, DK, EE, ES, FI, FR, GB, GR, HR, HU, IE, IS, IT, LT, LU, LV, MC, MK, MT, NL, NO, PL, PT, RO, SE, SI, SK, TR), OAPI (BF, BJ, CF, CG, CI, CM, GA, GN, GQ, GW, ML, MR, NE, SN, TD, TG).

Declaration under Rule 4.17:

— of inventorship (Rule 4.17(iv))

Published:

— without international search report and to be republished upon receipt of that report
— with sequence listing part of description published separately in electronic form and available upon request from the International Bureau

(54) Title: CHEMICAL MOLECULES THAT INHIBIT THE SLICING MECHANISM FOR TREATING DISEASES RESULTING FROM SPLICING ANOMALIES

(57) Abstract: The present invention relates to a compound of one of the formulas I to XXI; a pharmaceutical composition comprising at least one such compound; and the use of at least one such compound in preparing a drug to treat, in a subject, a genetic disease resulting from at least one splicing anomaly.

WO 2009/087238 A2

CHEMICAL MOLECULES THAT INHIBIT THE SLICING MECHANISM
FOR TREATING DISEASES RESULTING FROM SPLICING ANOMALIES

This patent application claims the priority of
5 French patent application FR08/50144 filed on January
10, 2008 which is herein incorporated by reference.

The invention relates to novel indole derivative
compounds for the preparation of compositions useful
for the treatment of diseases resulting from changes in
10 splicing processes.

Certain indole derivative compounds such as
ellipticine derivatives and aza-ellipticine derivatives
are already known as intercalating molecules for
correcting dysfunctions in gene expression, notably in
15 DNA replication. They have been more specifically
described for treating diseases such as cancer,
leukemia or AIDS (see in particular patents FR
2,627,493, FR 2,645,861, FR 2,436,786).

Concerning current treatments for AIDS, the
20 various approaches aimed at reducing viral load in
patients infected by HIV utilize molecules intended to
inhibit the enzymatic activity of viral reverse
transcriptase or of the protease involved in virus
protein maturation. Regarding reverse transcriptase
25 inhibitors, these can be nucleosidic (NRTIs), non-
nucleosidic (NNRTIs) or nucleotidic in nature. The
purpose of using these compounds is to prevent a DNA
copy of the retroviral genome from being produced and,
consequently, from being integrated into the genome of
30 the host cell. Protease inhibitors (PIs) interfere with
the proper maturation of viral proteins and cause the
production of incomplete particles with altered
infectious capacities. There is another type of anti-
retroviral compound used for its ability to prevent
35 viruses from entering the cell. These entry inhibitors

can be either peptides that interfere with the fusion of viral glycoproteins gp41 or gp120 with the membrane of CD4 cells or molecules that target HIV cellular co-receptors CCR5 and CXCR4. The absence of cellular proteins resembling HIV integrase has also been exploited to develop novel anti-HIV molecules that inhibit this enzymatic activity. Although a number of integrase inhibitors are in the clinical trial phase, no molecule is yet available on the market.

Concerning cancers, more than 90% originate from the malignant transformation of epithelial cells and, in most cases, cancer patient mortality is not due to the primary tumor but to metastases that derive from it. This malignant progression leading to metastases and their subsequent invasion initially involves the loss of cellular adhesion and an increase in motility, thus allowing invasive cells to escape from the initial site and to colonize target tissues. In a great number of cases, it appears that the tumor progression mechanism is associated with aberrant splicing that leads to the formation of isoforms with proto-oncogenic activity. Currently, no molecule with anti-invasive functionality exists. This underlines the lack of a genuinely powerful means of fighting metastases. The current absence of this type of molecule on the market confers on them an economic potential of the highest order.

Duchenne muscular dystrophy (DMD) is a serious illness resulting from mutations in the dystrophin gene. The absence of this protein leads to degeneration of skeletal and cardiac muscles. Several therapeutic strategies are currently envisaged, including so-called exon skipping, whose principle is to cut from dystrophin the internal exon carrying the mutation,

thus allowing the production of a shorter but functional dystrophin.

Laminopathies are disorders that lead to an unsatisfactory quality of life, require expensive care and, in many cases, can lead to premature death (i.e., laminopathies of striated muscle tissues and laminopathies characterized by premature aging). Laminopathies are caused by functional changes in lamins, ubiquitous proteins located in the cell nucleus, and in their molecular partners. Most cases of progeria, or early-aging syndrome, are caused by a recurring de novo point mutation (c.1824C>T, "G608G") occurring in exon 11, i.e., in the part of the gene specifically coding for lamin A. It has been shown that this mutation alters splicing mechanisms and leads to the production of a truncated lamin A precursor ("progerin", Lamin Δ 50, p.V607_Q656del), exerting a dominant negative effect on residual wild proteins.

In all these pathologies, the splicing process plays a key role. This intracellular splicing process consists of eliminating introns in pre-messenger RNAs to produce mature messenger RNAs that can be used by the translation mechanism of the cell (SHARP, *Cell*, vol. 77, p. 805-815, 1994). In the case of alternative splicing, the same precursor can be the source of messenger RNAs coding for proteins with distinct functions (BLACK, *Annu. Rev. Biochem.* vol. 72, p. 291-336, 2003). The precise selection of 5' and 3' splicing sites is thus a mechanism that generates diversity and that can lead to the regulation of gene expression according to the type of tissue or during the development of an organism. The factors involved in this selection include a family of proteins called SR, characterized by the presence of one or two RNA recognition motifs (RRM) and a domain rich in arginine

and serine residues called an RS domain (MANLEY & TACKE, *Genes Dev.*, vol. 10, p. 1569-1579, 1996). By binding to short exon or intron sequences of the pre-mRNA, called ESE (exonic splicing enhancer) or ISE
5 (intronic splicing enhancer), SR proteins are able to activate, in a dose-dependant manner, sub-optimal splicing sites and to enable the inclusion of exons (GRAVELEY, *RNA*, vol. 6, p. 1197-1211, 2000). The activity of an SR protein in alternative splicing is
10 specific insofar as the inactivation of the corresponding gene is lethal (WANG *et al.*, *Mol. Cell*, vol. 7, p. 331-342, 2001).

Sequencing of the human genome and analysis of EST (expressed sequence tag) banks has revealed that 65% of
15 genes are expressed in the form of alternatively spliced variants (EWING & GREEN, *Nat. Genet.*, vol. 25, p. 232-234, 2000; JOHNSON *et al.*, *Science*, vol. 302, p. 2141-2144, 2003). This mechanism is thus a favored target of modifications that can affect the factors
20 involved in regulating splicing and of mutations that affect the sequences necessary for this regulation. At present, it is estimated that roughly 50% of the point mutations responsible for genetic diseases induce aberrant splicing. These mutations can interfere with
25 splicing by inactivating or creating splicing sites, but also by modifying or generating regulating elements such as splicing enhancers or splicing silencers in a particular gene (CARTEGNI *et al.*, *Nat. Rev. Genet.*, vol. 3, p. 285-298, 2002; TAZI *et al.*, *TIBS*, vol. 40,
30 p. 469-478, 2005).

The strategies currently developed to correct these splicing defects rest on the use of various types of molecules (TAZI *et al.*, cited above, 2005).

One strategy aimed at developing novel molecules
35 to correct or eliminate abnormal splicing, for example,

rests on the overexpression of proteins that interfere with this type of splicing (NISSIM-RAFINIA *et al.*, *Hum. Mol. Genet.*, vol. 9, p. 1771-1778, 2000; HOFINANN *et al.*, *Proc. Natl. Acad. Sci. U.S.A.*, vol. 97, p. 9618-9623, 2000).

Other strategies rest on the use of antisense oligonucleotides (SAZANI *et al.*, *Nat. Biotechnol.*, vol. 20, p. 1228-1233, 2002; SAZANI & KOLE, *Prog. Mol. Subcell. Biol.*, vol. 31, p. 217-239, 2003) or of PNA (CARTEGNI *et al.*, *Nat. Struct. Biol.*, vol. 10, p. 120-125, 2003) enabling, respectively, the inhibition or activation of a splicing event.

Yet another strategy rests on the identification of compounds that influence the splicing efficiency of the pre-mRNA of interest (ANDREASSI *et al.*, *Hum. Mol. Genet.*, vol. 10, p. 2841-2849, 2001).

Lastly, a strategy based on the use of trans-splicing to replace mutant exons has been described (LIU *et al.*, *Nat. Biotechnol.*, vol. 20, p. 47-52, 2002).

One of the disadvantages of the developed strategies cited above to correct or eliminate abnormal splicing is their production cost. Indeed, the cost of producing antisense oligonucleotides that must be modified to improve their stability, and that of PNA molecules, is high.

Another disadvantage of the developed strategies cited above is that they require the use of expression vectors, such as, for example, for the strategy based on the use of trans-splicing.

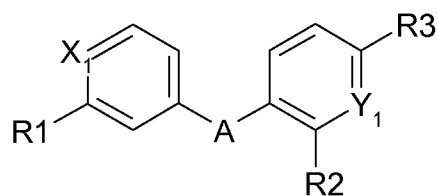
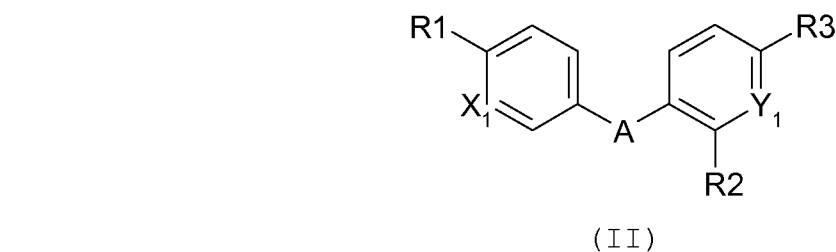
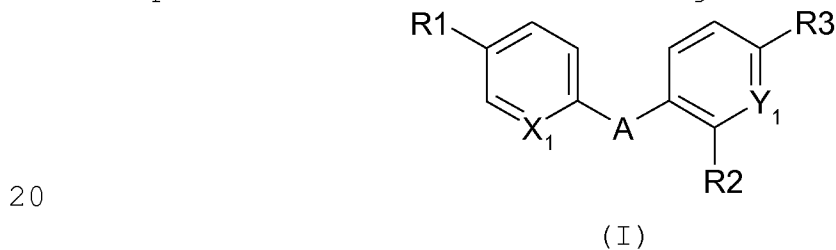
International application WO05023255, under French priority of requests FR0310460 and FR0400973, filed by the Applicant, disclosed the use of indole derivatives to treat diseases related to the pre-messenger RNA splicing process in the cell.

Thus it was recently shown that certain indole derivatives prove particularly effective in treating metastatic cancer and in treating AIDS (BAKKOUR *et al.*, *PLoS Pathogens*, vol. 3, p. 1530-1539, 2007).

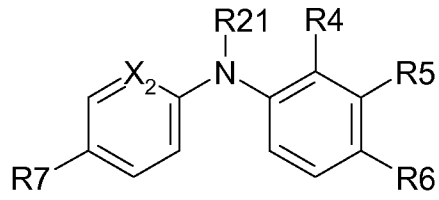
5 However, the compounds described have a flat structure with four rings that have the disadvantage of intercalating between DNA bases and can thus lead to cellular toxicity.

10 In order to minimize the risk that these indole derivatives intercalate between DNA bases, the inventors developed novel compounds that are particularly effective in treating diseases related to the splicing process, but which, in a surprising manner, have a cellular toxicity that is clearly less
15 than the indole derivatives of the prior art. In addition, these compounds are able to selectively inhibit certain splicing events.

A first object of the invention thus relates to a compound of one of the following formulas (I) to (XXI):

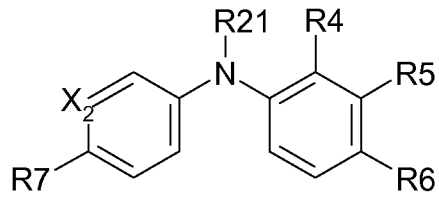


(III)

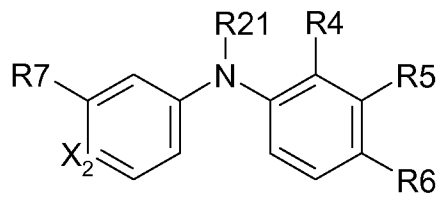


(IV)

5

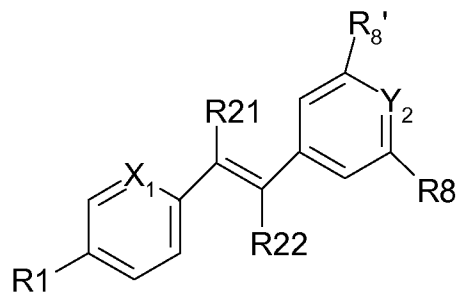


(V)

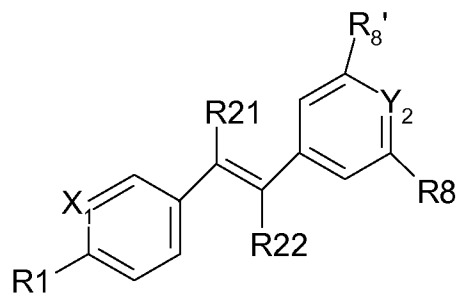


(VI)

10

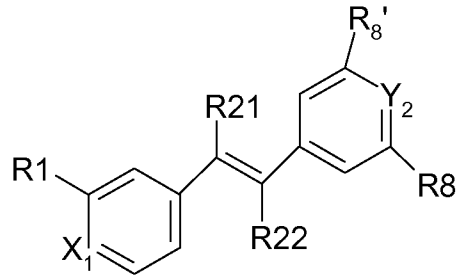


(VII)



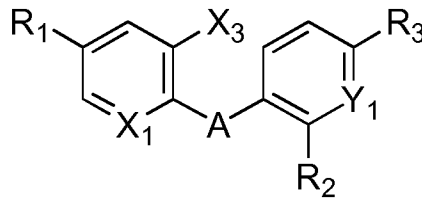
15

(VIII)



(IX)

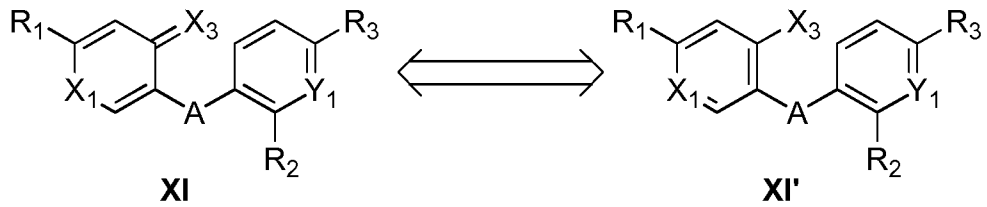
5



(X)

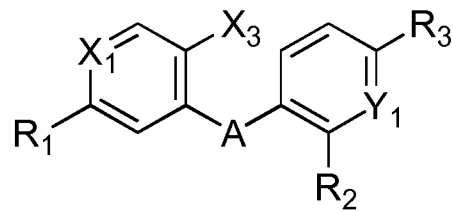
When X1 = N-R11

When X1 = Nitrogen

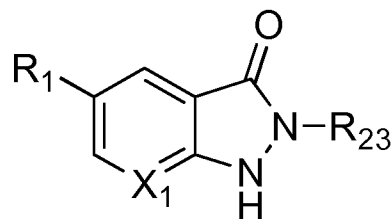


10

(XI)

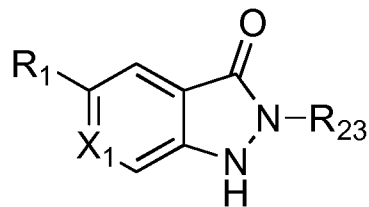


(XII)



15

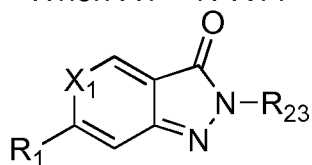
(XIII)



(XIV)

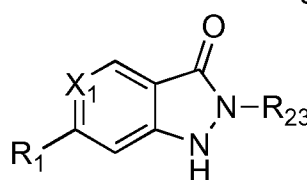
5

When X1 = N-R11

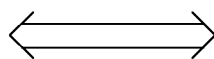


XV

When X1 = Nitrogen

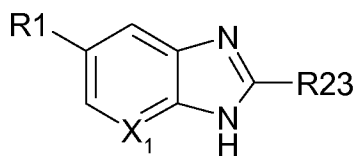


XV'

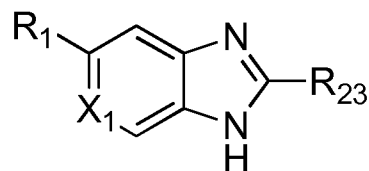


(XV)

10

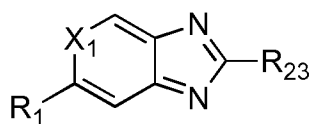


(XVI)



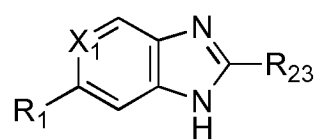
(XVII)

When X1 = N-R11




XVIII

When X1 = Nitrogen

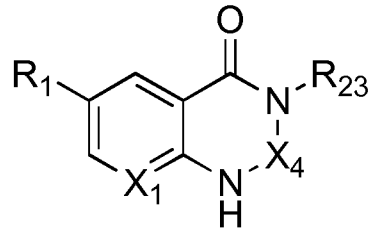


XVIII'

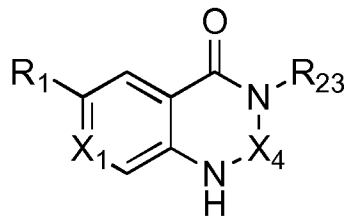


(XVIII)

15

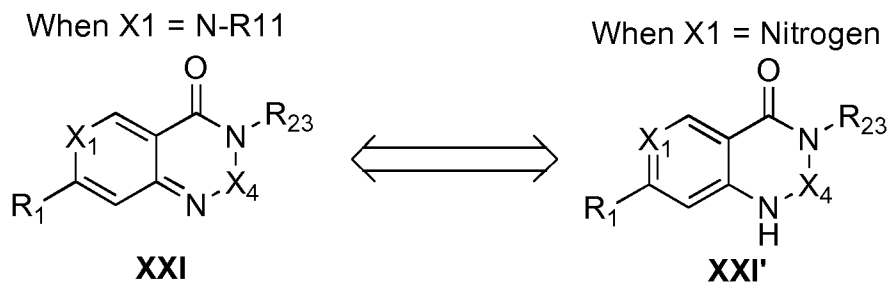


(XIX)



(XX)

5



(XXI)

10

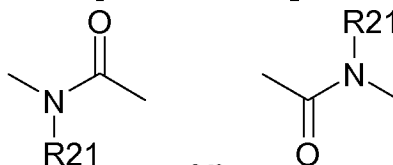
wherein,

- X₁ represents a nitrogen atom, a NR₁₁ group or a CR₁₀ group with R₁₀ chosen among the group comprising a hydrogen atom or an NR₁₁R₁₂ or OR₁₁ group with R₁₁ and R₁₂ representing independently of the other a hydrogen atom, a C₁ to C₃ alkyl group, preferably a methyl or trifluoromethyl group;

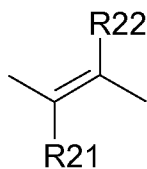
with X₁ corresponds to NR₁₁ in compounds with formulas XI, XV, XVIII and XXI, and to the chemically distinct isomeric forms XI', XV', XVIII' and XXI' when X₁ corresponds to a nitrogen atom ;

20

-
- R1 represents a hydrogen atom, an NR₁₁R₁₂ or OR₁₂ group with R₁₁ and R₁₂ as defined above, with X₁ representing a CH group when R₁ represents an NR₁₁R₁₂ or OR₁₂ group, preferably R₁ represents an OR₁₂ group and more specifically an OCH₃ group;

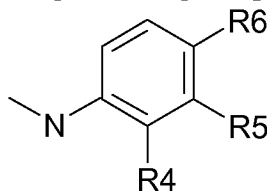


- A represents a amide group

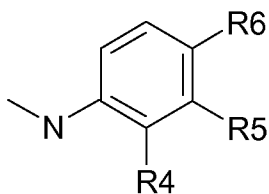


or a alkene group;

- Y₁ represents a nitrogen atom or a CR₁₃ group with R₁₃ chosen among the group comprising a hydrogen



atom or a group, preferably a



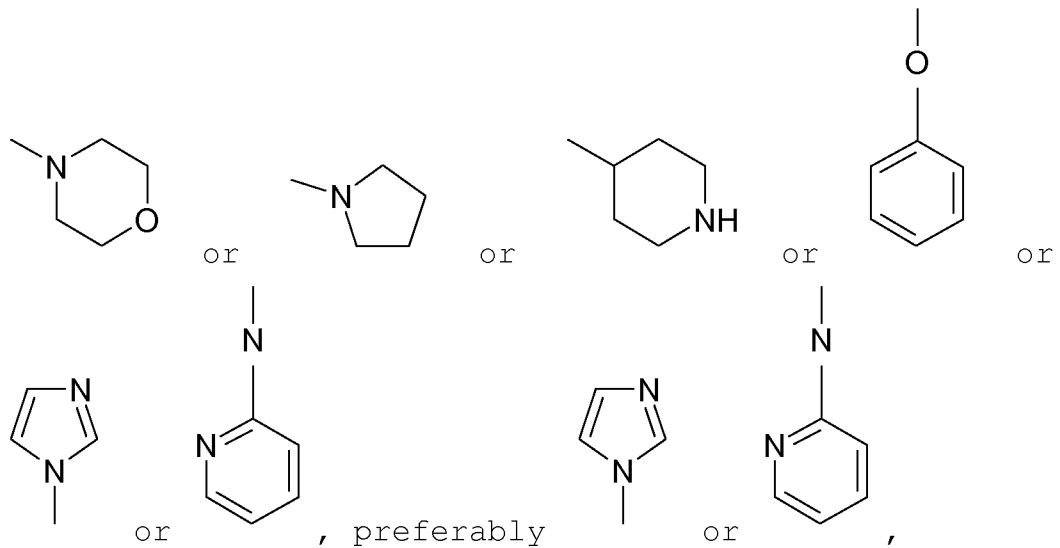
group;

- R₂ represents a hydrogen, halogen or oxygen atom, in order to form a carbonyl group, or a C₁ to C₃ alkyl group, preferably a methyl or trifluoromethyl group, an NR₁₄R₁₅ group, an SO₂R₁₄R₁₅ group or a C(=O)NR₁₄R₁₅ group with R₁₄ and R₁₅ representing independently of the other:

- a hydrogen atom, or
- a linear or branched C₁ to C₁₀ alkyl group, preferably C₁ to C₆ alkyl group, and most preferably C₁ to C₃ alkyl group, wherein one or more carbon atoms can be substituted by a

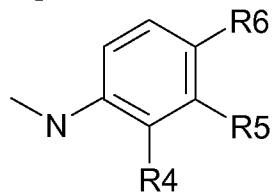
nitrogen atom, said alkyl group optionally being substituted by one or more -OH and/or =O groups and/or by a group, substituted or unsubstituted, such as:

5



10

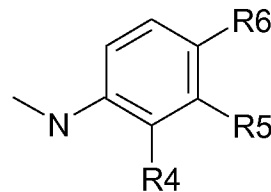
with R₂ representing a hydrogen atom when Y₁ represents a CR₁₃ group with R₁₃ representing a



group;

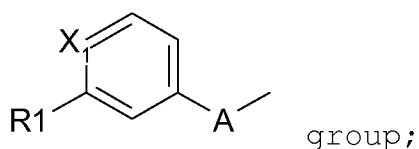
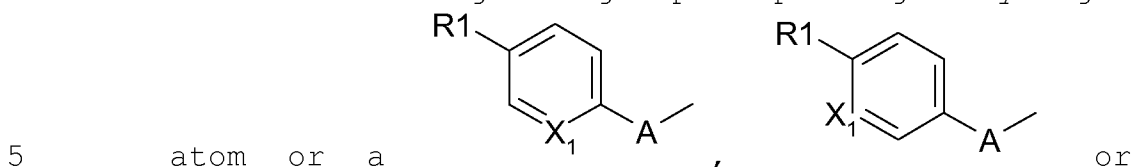
15

- R₃ represents a hydrogen atom or an oxygen atom, in order to form a carbonyl group, or a C₁ to C₃ alkyl group, preferably a methyl or trifluoromethyl group, or an NR₁₄R₁₅ group, an SO₂R₁₄R₁₅ or C(=O)NR₁₄R₁₅ group as defined above with R₃ representing a hydrogen atom when R₂ represents a halogen atom, an NR₁₄R₁₅, SO₂R₁₄R₁₅ or C(=O)NR₁₄R₁₅ group and when Y₁ represents a



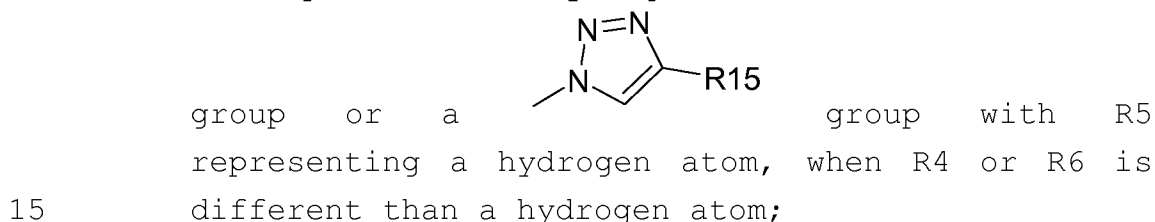
CR13 group with R13 representing a group;

- X2 represents a nitrogen atom or a CR16 group with R16 chosen among the group comprising a hydrogen

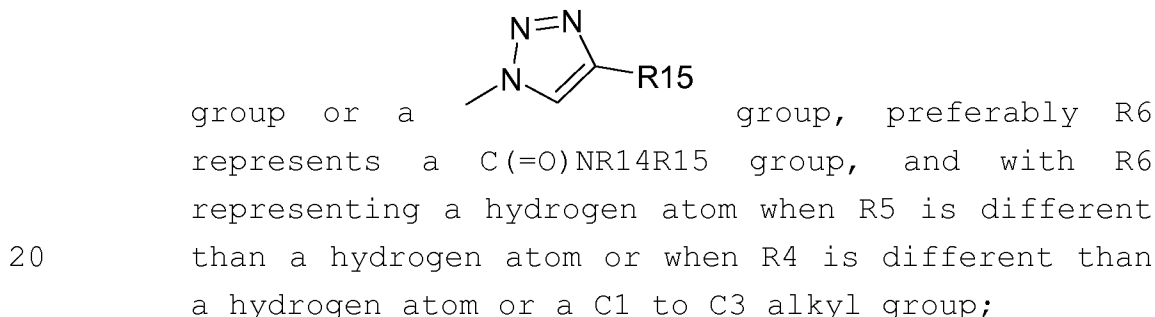


- R4 represents a hydrogen atom or a C1 to C3 alkyl group (preferably a methyl group) or a C(=O)NR14R15 group with R4 representing a hydrogen atom or a C1 to C3 alkyl group when R5 or R6 is different than a hydrogen atom;
- 10

- R5 represents a hydrogen atom, a C(=O)NR14R15



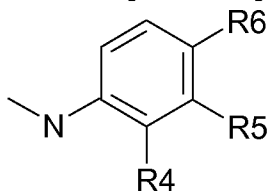
- R6 represents a hydrogen atom, or a C(=O)NR14R15



- R7 represents a hydrogen atom, an NR11R12 or OR12 group with R11 and R12 as defined above, preferably R7 represents a hydrogen atom, and with

X2 representing a CH group when R7 represents an NR11R12 or OR12 group;

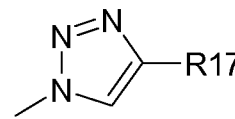
- Y2 represents a nitrogen atom or a CR11 group with R11 chosen among the group comprising a hydrogen



5

atom, a

group or a



group where R17 represents:

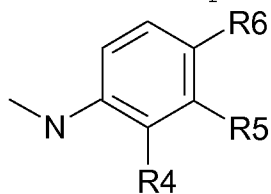
- a hydrogen atom, or
- a linear or branched C1 to C13 alkyl group, wherein one or more carbon atoms can be substituted by a nitrogen atom, said alkyl group optionally being substituted by one or more -OH and/or =O groups;

10

with Y2 representing a nitrogen atom or a CR11 group with R11 being a hydrogen atom, when R8 or R8' is different than a nitrogen atom or a CH group and when R8' is different than a hydrogen or halogen atom

15

- R8 and R8' represents a hydrogen or halogen atom,



a

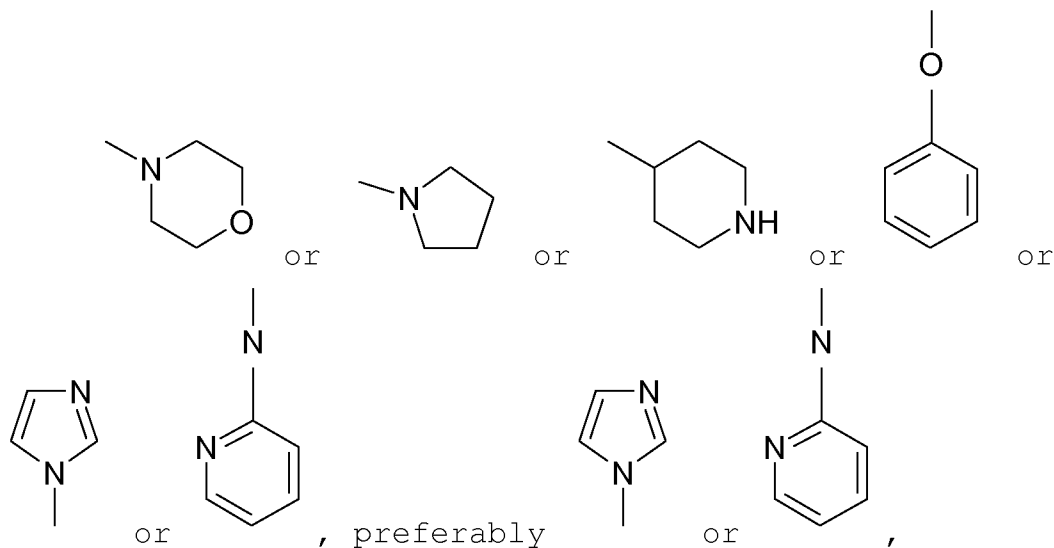
or a C(=O)NR18R19 group with R18

20

and R19 representing independently of the other:

- a hydrogen atom, or
- a linear or branched C1 to C13 alkyl group, wherein one or more carbon atoms can be substituted by a nitrogen atom, said alkyl group optionally being substituted by one or more -OH and/or =O groups and/or by a group, substituted or unsubstituted, such as:

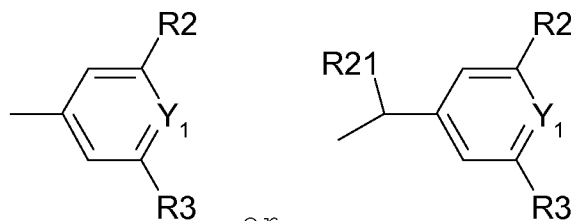
25



5 with R8 representing a hydrogen or halogen atom, when Y2 is different than a nitrogen atom or a CH group and when R8' is different than a hydrogen or halogen atom; and

10 with R8' representing a hydrogen or halogen atom, when Y2 is different than a nitrogen atom or a CH group and when R8 is different than a hydrogen or halogen atom;

- X3 represents an oxygen atom, an NOR20 or NNHR20 group with R20 representing a hydrogen atom or a C1 to C6 alkyl group;
- 15 • X4 represents a CH2 or CO group;
- R21 and R22 represent independently of the other a hydrogen atom or a methyl group, preferably a hydrogen atom;



20 • R23 represents a group;

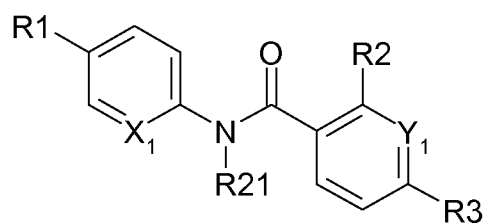
pharmaceutically acceptable salts of said compounds, isomers thereof and/or mixtures of same.

"Halogen atom" means the group comprised of F, Cl, Br and I, preferably said halogen atom is a chlorine atom.

All the compounds disclosed in the examples are in the scope of the present invention.

According to a preferred embodiment, the inventive compound has formula (I).

According to a particular embodiment of said preferred embodiment, the inventive compound has formula (Ia) as follows:



(Ia)

Preferably, said compound is selected among the group comprising:

- N-(4-Methoxy-phenyl)-2-[6-(N'-(4-Methoxy-phenyl)nicotinamido)-pyridin-2-ylamino)-hexylamino]-nicotinamide;
- 2-(2-Dimethylamino-ethylamino)-N-(4-trifluoromethoxy-phenyl)-nicotinamide;
- 2-(3-Dimethylamino-propylamino)-N-(4-trifluoromethoxy-phenyl)-nicotinamide;
- 2-(3-Diethylamino-propylamino)-N-(4-trifluoromethoxy-phenyl)-nicotinamide;
- 2-(4-Hydroxy-butylamino)-N-(4-trifluoromethoxy-phenyl)-nicotinamide;
- N-(4-Trifluoromethoxy-phenyl)-2-[6-(N'-(4-Trifluoromethoxy-phenyl)nicotinamido)-pyridin-2-ylamino)-hexylamino]-nicotinamide;
- N-(3-Diethylamino-propyl)-3-[3-(3-methoxybenzamido)-phenylamino]-benzamide;

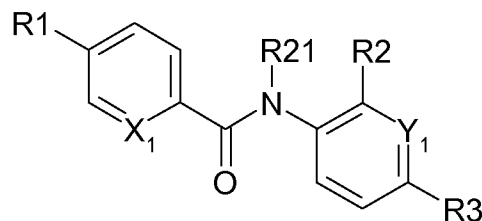
- N-(3-Methyl-butyl)-3-methyl-4-[3-(4-methoxybenzamido)-phenylamino]-benzamide; and
- (N-Diethylamino)-3-(1-{3-[4(4-methoxybenzamido)-phenylamino]-phenyl}-1H-1,2,3-triazol-4-yl)-methylamine;
- 5
- 2-Bromo-N-(4-dimethylamino-phenyl)-benzamide;
- 2-Chloro-N-(4-dimethylamino-phenyl)-nicotinamide;
- 2-(2-Dimethylamino-ethylamino)-N-(4-methoxy-phenyl)-nicotinamide ;
- 10
- 2-(2-Dimethylamino-ethylamino)-N-(4-methoxy-phenyl)-benzamide;
- 2-(3-Diethylamino-ethylamino)-N-(4-methoxy-phenyl)-benzamide;
- 2-(3-Dimethylamino-propylamino)-N-(4-methoxy-phenyl)-benzamide;
- 15
- 2-(4-Hydroxy-butylamino)-N-(4-methoxy-phenyl)-benzamide;
- 2-(3-Imidazol-1-yl-propylamino)-N-(4-methoxy-phenyl)-benzamide;
- 20
- 2-Chloro-N-(4-trifluoromethoxy-phenyl)-nicotinamide;
- 2-Bromo-N-(4-trifluoromethoxy-phenyl)-benzamide;
- 2-(3-Imidazol-1-yl-propylamino)-N-(4-trifluoromethoxy-phenyl)-nicotinamide;
- 25
- 2-(2-Diethylamino-ethylamino)-N-(4-trifluoromethoxy-phenyl)-benzamide;
- 2-(3-Dimethylamino-propylamino)-N-(4-trifluoromethoxy-phenyl)-benzamide;
- 2-(3-Diethylamino-propylamino)-N-(4-trifluoromethoxy-phenyl)-benzamide;
- 30
- 2-(4-Hydroxy-butylamino)-N-(4-trifluoromethoxy-phenyl)-benzamide;
- 2-(6-Amino-hexylamino)-N-(4-trifluoromethoxy-phenyl)-benzamide;

- 2-(3-Imidazol-1-yl-propylamino)-N-(4-trifluoromethoxy-phenyl)-benzamide; and
- 2-(4-Diethylamino-1-methyl-butylamino)-N-(4-trifluoromethoxy-phenyl)-benzamide.

5 In a particularly preferred manner, the compound is selected among:

- 2-(2-Dimethylamino-ethylamino)-N-(4-methoxy-phenyl)-nicotinamide ;
- 2-(2-Dimethylamino-ethylamino)-N-(4-methoxy-phenyl)-benzamide;
- 2-(3-Imidazol-1-yl-propylamino)-N-(4-trifluoromethoxy-phenyl)-benzamide.

10 According to another particular embodiment of said preferred embodiment, the inventive compound has
15 formula (Ib) as follows:



(Ib)

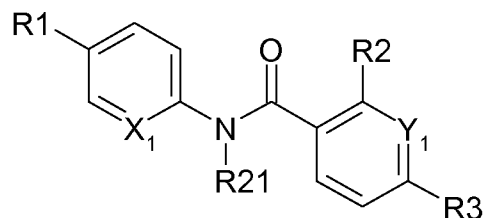
Preferably, said compound is selected among the group comprising:

- 20 • 4-Benzoylamino-N-(2-diethylamino-ethyl)-benzamide;
- N-(3-Methyl-butyl)-3-[3-(4-methoxy-benzoylamino)-phenylamino]-benzamide;
- N-{3-[3-(4-Diethylaminomethyl-[1,2,3]triazol-1-yl)-phenylamino]-phenyl}-4-methoxy-benzamide;
- 25 • N-(3-{4-[4-(3-Hydroxy-propyl)-[1,2,3]triazol-1-yl]-phenylamino}-phenyl)-4-methoxy-benzamide; and
- N-(3-Methyl-butyl)-4-[3-(4-methoxybenzamido)-phenylamino]-benzamide.

In a particularly preferred manner, the compound is N-
30 (3-Methyl-butyl)-3-[3-(4-methoxy-benzoylamino)-phenylamino]-benzamide or N-(3-{4-[4-(3-Hydroxy-

propyl)-[1,2,3]triazol-1-yl]-phenylamino}-phenyl)-4-methoxy-benzamide.

According to a second preferred embodiment, the inventive compound has formula (II), preferably formula (IIa) as follows:



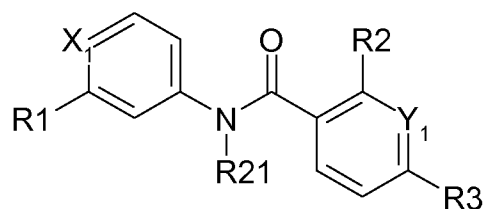
(IIa)

Preferably, said compound is selected among the group comprising:

- 2-(3-Dimethylamino-propylamino)-N-pyridin-3-yl-benzamide;
- 2-(3-Imidazol-1-yl-propylamino)-N-pyridin-3-yl-benzamide;
- 2-(2-Dimethylamino-ethylamino)-N-pyridin-3-yl-nicotinamide;
- 2-(2-Diethylamino-ethylamino)-N-pyridin-3-yl-nicotinamide;
- 2-(3-Dimethylamino-propylamino)-N-pyridin-3-yl-nicotinamide;
- 2-(3-Diethylamino-propylamino)-N-pyridin-3-yl-nicotinamide;
- 2-(3-Imidazol-1-yl-propylamino)-N-pyridin-3-yl-nicotinamide;
- 2-Bromo-N-pyridin-3-yl-benzamide ;
- 2-Bromo-N-(4-methoxy-phenyl)-benzamide ;
- 2-Chloro-N-(4-methoxy-phenyl)-nicotinamide ;
- 2-Chloro-N-pyridin-3-yl-nicotinamide ; and
- 2-(3-Diethylamino-propylamino)-N-pyridin-3-yl-benzamide.

In a particularly preferred manner, the compound is 2-Bromo-N-(4-methoxy-phenyl)-benzamide or 2-Chloro-N-(4-methoxy-phenyl)-nicotinamide.

According to a third preferred embodiment, the inventive compound has formula (III), preferably formula (IIIa) as follows:



(IIIa)

10 Preferably, said compound is selected among the group comprising:

- N-(4-pyridyl)-2-[6-(N'-(4-pyridylbenzamido)-phenylamino)-1-hydroxybutylamino]-benzamide;
- 2-(3-Diethylamino-propylamino)-N-pyridin-4-yl-nicotinamide;
- 15 • 2-(3-Imidazol-1-yl-propylamino)-N-pyridin-4-yl-nicotinamide;
- N-(3-Diethylamino-propyl)-3-[3-(3-methoxybenzamido)-phenylamino]-benzamide;
- 20 • 3-(1-{3-[3-methoxybenzamido)-phenylamino]-phenyl}-1H-1,2,3-triazol-4-yl)-propan-1-ol;
- N-(3-Diethylamino-propyl)-3-methyl-4-[3-(3-methoxybenzamido)-phenylamino]-benzamide;
- N-(3-Methyl-butyl)-4-[3-(3-methoxybenzamido)-phenylamino]-benzamide;
- 25 • 3-(1-{4-[3-methoxybenzamido)-phenylamino]-phenyl}-1H-1,2,3-triazol-4-yl)-propan-1-ol;
- (N-Diethylamino)-3-(1-{3-[3-methoxybenzamido)-phenylamino]-phenyl}-1H-1,2,3-triazol-4-yl)-methylamine;
- 30 • 3-(1-{4-[3-methoxybenzamido)-phenylamino]-phenyl}-1H-1,2,3-triazol-4-yl)-propan-1-ol;

- N-(3-Diethylamino-propyl)-4-[4-(3-methoxybenzamido)-phenylamino]-benzamide;
- N-(3-Diethylamino-propyl)-3-methyl-4-[4-(3-methoxybenzamido)-phenylamino]-benzamide;
- 5 • N-(3-methyl-butyl)-3-methyl-4-[4-(3-methoxybenzamido)-phenylamino]-benzamide;
- (N-Diethylamino)-3-(1-{4-[4-(3-methoxybenzamido)-phenylamino]-phenyl}-1H-1,2,3-triazol-4-yl)-methylamine;
- 10 • 3-(1-{4-[3-methoxybenzamido)-phenylamino]-phenyl}-1H-1,2,3-triazol-4-yl)-propan-1-ol;
- N-(3-Diethylamino-propyl)-3-[4-(3-methoxybenzamido)-phenylamino]-benzamide;
- N-(3-methyl-butyl)-3-[4-(3-methoxybenzamido)-phenylamino]-benzamide;
- 15 • 2-Chloro-N-(3-methoxy-phenyl)-nicotinamide;
- 2-(3-Dimethylamino-propylamino)-N-(3-methoxy-phenyl)-nicotinamide;
- 2-Bromo-N-pyridin-4-yl-benzamide;
- 20 • 2-Bromo-N-(3-methoxy-phenyl)-benzamide;
- 2-Chloro-N-pyridin-4-yl-nicotinamide;
- 2-(2-Dimethylamino-ethylamino)-N-(3-methoxy-phenyl)-nicotinamide;
- 2-(2-Diethylamino-ethylamino)-N-(3-methoxy-phenyl)-nicotinamide;
- 25 • 2-(3-Diethylamino-propylamino)-N-(3-methoxy-phenyl)-nicotinamide;
- 2-(4-Hydroxy-butylamino)-N-(3-methoxy-phenyl)-nicotinamide;
- 30 • 2-(5-Hydroxy-pentylamino)-N-(3-methoxy-phenyl)-nicotinamide;
- 2-(6-Amino-hexylamino)-N-(3-methoxy-phenyl)-nicotinamide;
- 2-(3-Imidazol-1-yl-propylamino)-N-(3-methoxy-phenyl)-nicotinamide;
- 35

- 2-(2-Dimethylamino-ethylamino)-N-(3-methoxy-phenyl)-benzamide;
- 2-(2-Diethylamino-ethylamino)-N-(3-methoxy-phenyl)-benzamide;
- 5 • 2-(4-Hydroxy-butylamino)-N-(3-methoxy-phenyl)-benzamide;
- 2-(4-Diethylamino-1-methyl-butylamino)-N-(3-methoxy-phenyl)-benzamide;
- 10 • 2-(2-Diethylamino-ethylamino)-N-pyridin-4-yl-benzamide;
- 2-(2-Diethylamino-ethylamino)-N-pyridin-4-yl-benzamide;
- 2-(3-Diethylamino-propylamino)-N-pyridin-4-yl-benzamide;
- 15 • 2-(3-Imidazol-1-yl-propylamino)-N-pyridin-4-yl-benzamide;
- 2-(2-Diethylamino-ethylamino)-N-pyridin-4-yl-nicotinamide ; and
- 2-(3-Dimethylamino-propylamino)-N-pyridin-4-yl-nicotinamide.
- 20

In a particularly preferred manner, the compound is selected among:

- N-(3-Diethylamino-propyl)-3-methyl-4-[3-(3-methoxybenzamido)-phenylamino]-benzamide;
- 25 • N-(3-Methyl-butyl)-4-[3-(3-methoxybenzamido)-phenylamino]-benzamide;
- 2-Bromo-N-(3-methoxy-phenyl)-benzamide;
- 2-(6-Amino-hexylamino)-N-(3-methoxy-phenyl)-nicotinamide; and
- 30 • 2-(3-Imidazol-1-yl-propylamino)-N-(3-methoxy-phenyl)-nicotinamide.

According to a fourth preferred embodiment, the inventive compound has formula (IV).

- Preferably, said compound is selected among the
- 35 group comprising:

- N-(3-Dimethylamino-propyl)-3-(4-trifluoromethoxy-phenylamino)-benzamide;
- 4-(4-Methoxy-phenylamino)-3-methyl-N-(3-methyl-butyl)-benzamide;
- 5 • 3-Methyl-N-(3-methyl-butyl)-4-(4-trifluoromethoxy-phenylamino)-benzamide;
- N-(2-Dimethylamino-ethyl)-2-(4-trifluoromethoxy-phenylamino)-benzamide;
- N-(2-Diethylamino-ethyl)-2-(4-
- 10 trifluoromethoxyphenylamino)-benzamide;
- N-(2-Diethylamino-propyl)-2-(4-trifluoromethoxy-phenylamino)-benzamide;
- (N-Diethylamino)-{1-[4-(4-Methoxy-phenylamino)-phenyl]-1H-1,2,3-triazol-4-yl}-methylamine;
- 15 • (N-Diethylamino)-{1-[4-(4-
- trifluoromethoxyphenylamino)-phenyl]-1H-1,2,3-
- triazol-4-yl}-methylamine;
- (N-Diethylamino)-{1-[4-(4-N-dimethylamino-
- 20 phenylamino)-phenyl]-1H-1,2,3-triazol-4-yl}-
- methylamine;
- N-(3-Imidazol-1-yl-propyl)-2-(4-methoxy-
- phenylamino)-benzamide;
- N-(3-Imidazol-1-yl-propyl)-2-(4-trifluoromethoxy-
- phenylamino)-benzamide;
- 25 • 2-(4-Dimethylamino-phenylamino)-N-(3-imidazol-1-
- yl-propyl)-benzamide;
- N-(4-Diethylamino-1-methyl-butyl)-2-(4-
- dimethylaminophenylamino)-benzamide;
- N-(2-Dimethylamino-ethyl)-4-(4-trifluoromethoxy-
- 30 phenylamino)-benzamide;
- N-(2-Dimethylamino-ethyl)-4-(4-dimethylamino-
- phenylamino)-benzamide;
- N-(2-Dimethylamino-ethyl)-4-(4-methoxy-
- phenylamino)-3-methyl-benzamide;

- N-(3-Diethylamino-propyl)-4-(4-methoxy-phenylamino)-benzamide;
- N-(3-Diethylamino-propyl)-4-(4-methoxy-phenylamino)-3-methyl-benzamide;
- 5 • N-(3-Diethylamino-propyl)-3-methyl-4-(4-trifluoromethoxy-phenylamino)-benzamide;
- N-(3-Diethylamino-propyl)-4-(4-dimethylamino-phenylamino)-3-methyl-benzamide;
- N-(2-Dimethylamino-ethyl)-3-methyl-4-(4-trifluoromethoxy-phenylamino)-benzamide;
- 10 • 3-{1-[4-(4-Methoxy-phenylamino)-phenyl]-1H-1,2,3-triazol-4-yl}-propan-1-ol;
- (N-diethylamino)-{1-[3-(4-Methoxy-phenylamino)-phenyl]-1H-1,2,3-triazol-4-yl}-methylamine;
- 15 • [4-(5-Chloro-1H-imidazol-2-yl)-2-methyl-phenyl]-4-methoxy-phenyl)-amine;
- N-(2-Diethylamino-ethyl)-4-(4-methoxy-phenylamino)-benzamide;
- N-(2-Dimethylamino-ethyl)-2-(4-methoxy-phenylamino)-benzamide;
- 20 • 4-(4-Methoxy-phenylamino)-N-(3-methyl-butyl)-benzamide;
- N-(3-Imidazol-1-yl-propyl)-4-(4-trifluoromethoxy-phenylamino)-benzamide;
- 25 • [3-(4-Diethylaminomethyl-[1,2,3]triazol-1-yl)-phenyl]-4-(4-dimethylamino)-phenylamine;
- N-(2-Diethylamino-ethyl)-2-(4-methoxy-phenylamino)-benzamide;
- 3-{1-[3-(4-Trifluoromethoxy-phenylamino)-phenyl]-1H-[1,2,3]triazol-4-yl}-propan-1-ol; and
- 30 • 3-{1-[3-(4-Dimethylamino-phenylamino)-phenyl]-1H-[1,2,3]triazol-4-yl}-propan-1-ol

In a particularly preferred way, the compound is selected among N-(2-Dimethylamino-ethyl)-4-(4-trifluoromethoxyphenylamino)-benzamide; [4-(5-Chloro-

1H-imidazol-2-yl)-2-methyl-phenyl]- (4-methoxy-phenyl)-amine; and 4-(4-Methoxy-phenylamino)-N-(3-methyl-butyl)-benzamide.

According to a fifth preferred embodiment, the
5 inventive compound has formula (V).

Preferably, said compound is selected among the group comprising:

- N-(3-Dimethylamino-propyl)-3-(pyridin-3-ylamino)-benzamide;
- 10 • 3-Methyl-N-(3-methyl-butyl)-4-(pyridin-3-ylamino)-benzamide;
- N-(3-Methyl-butyl)-4-(pyridin-3-ylamino)-benzamide;
- (N-Diethylamino)-{1-[4-(pyridin-3-ylamino)-phenyl]-1H-1,2,3-triazol-4-yl}-methylamine;
- 15 • N-(3-Imidazol-1-yl-propyl)-2-(pyridin-3-ylamino)-benzamide;
- N-(2-Dimethylamino-ethyl)-4-(pyridin-3-ylamino)-benzamide;
- 20 • N-(3-Diethylamino-propyl)-3-[3-(3-methoxybenzamido)-phenylamino]-benzamide;
- 3-(1-{3-[3-methoxybenzamido)-phenylamino]-phenyl}-1H-1,2,3-triazol-4-yl)-propan-1-ol;
- N-(3-Diethylamino-propyl)-3-methyl-4-[3-(3-methoxybenzamido)-phenylamino]-benzamide;
- 25 • N-(3-Methyl-butyl)-4-[3-(3-methoxybenzamido)-phenylamino]-benzamide;
- 3-(1-{4-[3-methoxybenzamido)-phenylamino]-phenyl}-1H-1,2,3-triazol-4-yl)-propan-1-ol;
- 30 • (N-diethylamino)-3-(1-{3-[3-methoxybenzamido)-phenylamino]-phenyl}-1H-1,2,3-triazol-4-yl)-methylamine;
- N-(3-Diethylamino-propyl)-3-methyl-4-(pyridin-3-ylamino)-benzamide;

- N-(3-Diethylamino-propyl)-3-[3-(3-methoxybenzamido)-phenylamino]-benzamide;
- N-(3-Methyl-butyl)-3-methyl-4-[3-(4-methoxybenzamido)-phenylamino]-benzamide;
- 5 • (N-Diethylamino)-3-(1-{3-[4(4-methoxybenzamido)-phenylamino]-phenyl}-1H-1,2,3-triazol-4-yl)-methylamine;
- 4-Methyl-N-(3-methyl-butyl)-3-[3-((E)-2-pyridin-4-yl-vinyl)-phenylamino]-benzamide;
- 10 • N-(3-Diethylamino-propyl)-3-[3-((E)-2-pyridin-4-yl-vinyl)-phenylamino]-benzamide;
- N-(3-Methyl-butyl)-3-[3-((E)-2-pyridin-4-yl-vinyl)-phenylamino]-benzamide;
- (N-diethylamino)-3-(1-{3-[3-((E)-2-Pyridin-4-yl-vinyl)-phenylamino]-phenyl}-1H-1,2,3-triazol-4-yl)-methylamine;
- 15 • 3-(1-{3-[3-((E)-2-Pyridin-4-yl-vinyl)-phenylamino]-phenyl}-1H-1,2,3-triazol-4-yl)-propan-1-ol;
- 20 • N-(2-Dimethylamino-ethyl)-4-(4-trifluoromethoxyphenylamino)-benzamide;
- N-(3-Diethylamino-propyl)-3-methyl-4-[3-((E)-2-pyridin-4-yl-vinyl)-phenylamino]-benzamide;
- N-(3-Methyl-butyl)-4-[3-((E)-2-pyridin-4-yl-vinyl)-phenylamino]-benzamide;
- 25 • N-(3-Dimethylamino-propyl)-4-(4-methoxyphenylamino)-benzamide;
- N-(2-Dimethylamino-ethyl)-2-(pyridin-3-ylamino)-benzamide;
- 30 • N-(3-Diethylamino-propyl)-2-(pyridin-3-ylamino)-benzamide;
- N-{3-[3-(3-Diethylamino-propylcarbamoyl)-phenylamino]-phenyl}-nicotinamide;
- N-(3-Diethylamino-propyl)-3-[3-(pyridoyl)-phenylamino]-benzamide;
- 35

- N-{3-[3-(3-Methyl-butylcarbamoyl)-phenylamino]-phenyl}-nicotinamide;
- N-{3-[3-(4-Diethylaminomethyl-[1,2,3]triazol-1-yl)-phenylamino]-phenyl}-nicotinamide;
- 5 • N-{3-[4-(3-Diethylamino-propylcarbamoyl)-phenylamino]-phenyl}-nicotinamide;
- N-(3-Dimethylamino propyl)-2-(4-methoxy-phenylamino)-benzamide; and
- N-(3-Dimethylamino propyl)-2-(pyridin-3-ylamino)benzamide.

10 In a particularly preferred manner, said compound is selected among the group comprising:

- N-(2-Dimethylamino-ethyl)-4-(4-trifluoromethoxyphenylamino)-benzamide;
- 15 • N-(2-Dimethylamino-ethyl)-4-(pyridin-3-ylamino)-benzamide;
- N-(3-Diethylamino-propyl)-3-methyl-4-[3-(3-methoxybenzamido)-phenylamino]-benzamide; and
- N-(3-Methyl-butyl)-4-[3-(3-methoxybenzamido)-phenylamino]-benzamide.

20 According to a sixth preferred embodiment, the inventive compound has formula (VI).

Preferably, said compound is selected among the group comprising:

- 25 • N-(2-Dimethylamino-ethyl)-2-(pyridin-4-ylamino)-benzamide;
- N-(3-Dimethylamino-propyl)-3-(3-methoxy-phenylamino)-benzamide;
- N-(3-Dimethylamino-propyl)-3-(4-methoxy-phenylamino)-benzamide;
- 30 • 4-(3-Methoxy-phenylamino)-3-methyl-N-(3-methyl-butyl)-benzamide;
- 3-Methyl-N-(3-methyl-butyl)-4-(pyridin-4-ylamino)-benzamide;

- N-(3-Methyl-butyl)-4-(pyridin-4-ylamino)-benzamide;
- (N-Diethylamino)-{1-[4-(3-Methoxy-phenylamino)-phenyl]-1H-1,2,3-triazol-4-yl}-methylamine;
- 5 • N-(2-Dimethylamino-ethyl)-3-(3-methoxy-phenylamino)-benzamide;
- N-(3-Imidazol-1-yl-propyl)-2-(3-methoxy-phenylamino)-benzamide;
- N-(2-Dimethylamino-ethyl)-4-(3-methoxy-phenylamino)-benzamide;
- 10 • N-(3-Diethylamino-propyl)-4-(3-methoxy-phenylamino)-3-methyl-benzamide;
- 3-{1-[4-(3-Methoxy-phenylamino)-phenyl]-1H-1,2,3-triazol-4-yl}-propan-1-ol;
- 15 • N-(3-Diethylamino-propyl)-3-[4-((E)-2-pyridin-4-yl-vinyl)-phenylamino]-benzamide;
- N-(3-Methyl-butyl)-3-[4-((E)-2-pyridin-4-yl-vinyl)-phenylamino]-benzamide;
- (N-Diethylamino)-3-(1-{3-[4-((E)-2-Pyridin-4-yl-vinyl)-phenylamino]-phenyl}-1H-1,2,3-triazol-4-yl)-methylamine;
- 20 • 3-(1-{3-[4-((E)-2-Pyridin-4-yl-vinyl)-phenylamino]-phenyl}-1H-1,2,3-triazol-4-yl)-propan-1-ol;
- 25 • N-(3-Diethylamino-propyl)-3-methyl-4-[4-((E)-2-pyridin-4-yl-vinyl)-phenylamino]-benzamide;
- 3-Methyl-N-(3-methyl-butyl)-4-[4-((E)-2-pyridin-4-yl-vinyl)-phenylamino]-benzamide;
- 3-(1-{4-[4-((E)-2-Pyridin-4-yl-vinyl)-phenylamino]-phenyl}-1H-1,2,3-triazol-4-yl)-propan-1-ol;
- 30 • 3-(1-{4-[3-methoxybenzamido]-phenylamino]-phenyl}-1H-1,2,3-triazol-4-yl)-propan-1-ol;
- N-(3-Diethylamino-propyl)-4-[4-(3-methoxybenzamido)-phenylamino]-benzamide;
- 35

- N-(3-Diethylamino-propyl)-3-methyl-4-[4-(3-methoxybenzamido)-phenylamino]-benzamide;
- N-(3-methyl-butyl)-3-methyl-4-[4-(3-methoxybenzamido)-phenylamino]-benzamide;
- 5 • (N-Diethylamino)-3-(1-{4-[4-(3-methoxybenzamido)-phenylamino]-phenyl}-1H-1,2,3-triazol-4-yl)-methylamine;
- 3-(1-{4-[3-methoxybenzamido)-phenylamino]-phenyl}-1H-1,2,3-triazol-4-yl)-propan-1-ol;
- 10 • N-(3-Diethylamino-propyl)-3-[4-(3-methoxybenzamido)-phenylamino]-benzamide;
- N-(3-methyl-butyl)-3-[4-(3-methoxybenzamido)-phenylamino]-benzamide;
- 4-(3-Methoxy-phenylamino)-N-(3-methyl-butyl)-benzamide;
- 15 • [3-(4-Diethylaminomethyl-[1,2,3]triazol-1-yl)-phenyl]-(3-methoxy)-phenylamine;
- N-(3-Diethylamino-propyl)-3-[4-(4-methoxybenzoylamino)-phenylamino]-3-methyl-benzamide;
- 20 • N-(3-Methyl-butyl)-3-[4-(4-methoxy-benzoylamino)-phenylamino]-benzamide;
- (N-Diethylamino)-3-(1-{4-[4-(4-methoxybenzamido)-phenylamino]-phenyl}-1H-1,2,3-triazol-4-yl)-methylamine;
- 25 • 3-(1-{4-[4-(4-methoxybenzamido)-phenylamino]-phenyl}-1H-1,2,3-triazol-4-yl)-propan-1-ol;
- N-(3-Diethylamino-propyl)-4-[4-(4-methoxybenzoylamino)-phenylamino]-3-methyl-benzamide;
- N-(3-Methyl-butyl)-4-[4-(4-methoxy-benzoylamino)-phenylamino]-benzamide; and
- 30 • N-{4-[3-(3-Methyl-butylcarbonyl)-phenylamino]-phenyl}-nicotinamide.

In a particularly preferred manner, said compound is selected among the group comprising:

- N-(3-Diethylamino-propyl)-3-[4-(4-methoxy-benzoylamino)-phenylamino]-3-methyl-benzamide;
- N-(3-Methyl-butyl)-3-[4-(4-methoxy-benzoylamino)-phenylamino]-benzamide;
- 5 • 3-(1-{4-[(4-methoxybenzamido)-phenylamino]-phenyl}-1H-1,2,3-triazol-4-yl)-propan-1-ol;
- N-(3-Diethylamino-propyl)-4-[4-(4-methoxy-benzoylamino)-phenylamino]-3-methyl-benzamide; and
- N-(3-Methyl-butyl)-4-[4-(4-methoxy-benzoylamino)-phenylamino]-benzamide.

10

According to a seventh preferred embodiment, the inventive compound has formula (VII).

Preferably, said compound is selected among the group comprising:

- 15 • N-(4-Hydroxy-butyl)-3-((E)-2-pyridin-2-yl-vinyl)-benzamide;
- 2-(1-{4-[(E)-2-(4-Methoxy-phenyl)-vinyl]-phenyl}-1H-1,2,3-triazol-4-yl)-propan-2-ol;
- N-(4-Hydroxy-butyl)-3-[2-(4-methoxy-phenyl)-vinyl]-benzamide;
- 20 • N-(3-Diethylamino-propyl)-3-[4-((E)-2-pyridin-2-yl-vinyl)-phenylamino]-benzamide;
- N-(3-Methyl-butyl)-3-[4-((E)-2-pyridin-2-yl-vinyl)-phenylamino]-benzamide;
- 25 • N-(3-Diethylamino-propyl)-4-[4-((E)-2-pyridin-2-yl-vinyl)-phenylamino]-benzamide;
- N-(3-Methyl-butyl)-4-[4-((E)-2-pyridin-2-yl-vinyl)-phenylamino]-benzamide; and
- 3-(1-{3-[4-((E)-2-Pyridin-2-ylvinyl)-phenylamino]-phenyl}-1H-1,2,3-triazol-4-yl)-propan-1-ol.

30

In a particularly preferred manner, said compound is N-(3-Methyl-butyl)-4-[4-((E)-2-pyridin-2-yl-vinyl)-phenylamino]-benzamide.

According to an eighth preferred embodiment, the inventive compound has formula (IX).

35

Preferably, said compound is selected among the group comprising:

- N-(3-Diethylamino-propyl)-3-[4-((E)-2-pyridin-4-yl-vinyl)-phenylamino]-benzamide;
- 5 • N-(3-Methyl-butyl)-3-[4-((E)-2-pyridin-4-yl-vinyl)-phenylamino]-benzamide;
- (N-Diethylamino)-3-(1-{3-[4-((E)-2-Pyridin-4-yl-vinyl)-phenylamino]-phenyl}-1H-1,2,3-triazol-4-yl)-methylamine;
- 10 • 3-(1-{3-[4-((E)-2-Pyridin-4-yl-vinyl)-phenylamino]-phenyl}-1H-1,2,3-triazol-4-yl)-propan-1-ol;
- N-(3-Diethylamino-propyl)-3-methyl-4-[4-((E)-2-pyridin-4-yl-vinyl)-phenylamino]-benzamide;
- 15 • 3-Methyl-N-(3-methyl-butyl)-4-[4-((E)-2-pyridin-4-yl-vinyl)-phenylamino]-benzamide;
- 3-(1-{4-[4-((E)-2-Pyridin-4-yl-vinyl)-phenylamino]-phenyl}-1H-1,2,3-triazol-4-yl)-propan-1-ol;
- 20 • 4-Methyl-N-(3-methyl-butyl)-3-[3-((E)-2-pyridin-4-yl-vinyl)-phenylamino]-benzamide;
- N-(3-Diethylamino-propyl)-3-[3-((E)-2-pyridin-4-yl-vinyl)-phenylamino]-benzamide;
- N-(3-Methyl-butyl)-3-[3-((E)-2-pyridin-4-yl-vinyl)-phenylamino]-benzamide;
- 25 • (N-diethylamino)-3-(1-{3-[3-((E)-2-Pyridin-4-yl-vinyl)-phenylamino]-phenyl}-1H-1,2,3-triazol-4-yl)-methylamine;
- 3-(1-{3-[3-((E)-2-Pyridin-4-yl-vinyl)-phenylamino]-phenyl}-1H-1,2,3-triazol-4-yl)-propan-1-ol;
- 30 • N-(3-Diethylamino-propyl)-3-methyl-4-[3-((E)-2-pyridin-4-yl-vinyl)-phenylamino]-benzamide;
- N-(3-Methyl-butyl)-4-[3-((E)-2-pyridin-4-yl-vinyl)-phenylamino]-benzamide;
- 35

- N-(3-Diethylaminol-propyl)-3-[3-((E)-(4-methoxy-styryl)-phenylamino)]-benzamide;
- N-(3-Methyl-butyl)-3-[3-((E)-(4-methoxy-styryl)-phenylamino)]-benzamide;
- 5 • N-(3-Diethylaminol-propyl)-3-methyl-4-[3-((E)-(4-methoxy-styryl)-phenylamino)]-benzamide;
- N-(3-Methyl-butyl)-3-methyl-4-[3-((E)-(4-methoxy-styryl)-phenylamino)]-benzamide;
- N-(3-Methyl-butyl)-4-[3-((E)-(4-methoxy-styryl)-phenylamino)]-benzamide;
- 10 • N-(3-Diethylamino-propyl)-3-[3-((E)-2-pyridin-2-yl-vinyl)-phenylamino]-benzamide;
- N-(3-Methyl-butyl)-3-[3-((E)-2-pyridin-2-yl-vinyl)-phenylamino]-benzamide;
- 15 • 3-(1-{3-[4-((E)-2-Pyridin-4-ylvinyl)-phenylamino]-phenyl}-1H-1,2,3-triazol-4-yl)-propan-1-ol;
- N-(3-Diethylamino-propyl)-4-[3-((E)-2-pyridin-2-yl-vinyl)-phenylamino]-benzamide;
- N-(3-Methyl-butyl)-3-methyl-4-[3-((E)-2-pyridin-2-yl-vinyl)-phenylamino]-benzamide; and
- 20 • 3-(1-{3-[3-((E)-2-Pyridin-2-ylvinyl)-phenylamino]-phenyl}-1H-1,2,3-triazol-4-yl)-propan-1-ol.

A second object of the invention consists of a pharmaceutical composition comprising at least one
25 compound as described above and, optionally, a pharmaceutically acceptable support.

As examples of pharmaceutically acceptable supports, the composition can include emulsions, microemulsions, oil in water emulsions, anhydrous
30 lipids and water in oil emulsions or other types of emulsions.

The inventive composition can further include one or more additives such as diluents, excipients, stabilizers and preservatives. Such additives are well
35 known to those skilled in the art and are described

notably in "Ullmann's Encyclopedia of Industrial Chemistry, 6th Ed." (various editors, 1989-1998, Marcel Dekker) and in "Pharmaceutical Dosage Forms and Drug Delivery Systems" (ANSEL et al., 1994, WILLIAMS & WILKINS).

A third object consists of the use of at least one compound as described above in preparing a drug to treat, in a subject, a disease resulting from at least one splicing anomaly.

As used in the present application, the term "subject" refers to a mammal such as a rodent, cat, dog, primate or human, preferably said subject is a human.

Preferably, the inventive compounds have the ability to inhibit pre-messenger RNA splicing processes that are either constitutive or, more specifically, dependent on regulating sequences known as an ESE (exonic splicing enhancer), ISE (intronic splicing enhancer), ESS (exonic splicing silencer) and ISS (intronic splicing silencer).

In a particularly preferred way, splicing processes are either constitutive and/or or dependent on ESE regulating sequences.

Diseases related to the splicing process include genetic diseases resulting from the alteration of splicing processes, most notably Frasier syndrome, frontotemporal dementia related to chromosome 17 (a form of Parkinson's), Leigh syndrome (a type of encephalopathy), atypical cystic fibrosis, certain neuropathologies including most notably Alzheimer's related to a mutation of the Tau protein, amyotrophy which affects the SMN (survival motor neuron) gene, depression related to dysregulation of serotonin splicing, and certain metastatic cancers in which the overall splicing process is affected (most notably in

epithelial cancer including breast cancer, colon cancer, pancreas cancer, liver cancer, prostate cancer, uterus cancer and certain lymphomas).

In a particular embodiment, the use of the at least one compound of the invention is for preparing a drug to treat, in a subject, a cancer, most preferably a metastatic cancer, which cancer is selected in the group comprising breast cancer, colon cancer, pancreas cancer, liver cancer, prostate cancer, uterus cancer.

In light of recent results, it appears that many splicing process anomalies appear with aging.

Additionally, it is thus highly probable that said anomalies play a role in the appearance of pathologies with aging. Examples of diseases that appear with aging and that are likely related to the splicing process include atherosclerosis, insulin resistant type II diabetes, cataracts, osteoporosis and aging of the skin.

Diseases related to the splicing process also include diseases of viral origin for which ESE sequences are identified for splicing. An example of such diseases of viral origin is AIDS.

In another particular embodiment, the use of the at least one compound of the invention is for preparing a drug to treat, in a subject, diseases of viral origin for which ESE sequences are identified for splicing, preferably AIDS.

Other pathologies associated with gene mutations, and which can be treated can exon skipping may also be treated by the compounds of the invention. As an example of such pathologies, one may cite Duchenne muscular dystrophy (DMD).

In still another particular embodiment, the use of the at least one compound of the invention is for preparing a drug to treat, in a subject, diseases

associated with gene mutations which may be treated by exon skipping, preferably Duchenne muscular dystrophy (DMD).

Preferentially, the disease related to a splicing anomaly is selected among the group comprising AIDS, cancer, Leigh syndrome characterized by a mitochondrial defect, early-aging syndrome (progeria) and Duchenne muscular dystrophy.

A fourth object of the invention relates to a therapeutic method for treating a subject for a genetic disease resulting from splicing anomalies comprising the administration of a therapeutically effective quantity of a pharmaceutical composition as described above.

A "therapeutically effective quantity" means a quantity that induces inhibition of the splicing of the pre-mRNAs of interest. Those skilled in the art will be able to determine said therapeutically effective quantity based on their general knowledge and on the methods described in the examples.

The compounds can be administered by any mode of administration such as, for example, by intramuscular, intravenous or oral route, etc.

In one embodiment according to the invention, said composition further includes an excipient making it possible to formulate the inventive compounds in such a way that said composition is provided in solid or liquid form to be prepared and administered by intravenous route.

The inventive compounds preferably will be administered by intravenous route at a concentration of 80-100 mg/m². The concentration will be chosen by those skilled in the art according to the organ or tissue to be treated, the state of advancement of the disease and the targeting mode used.

The following examples are provided as illustrations and in no way limit the scope of this invention.

5 Example 1: Development of IDC16 derivative compounds

The inventors have shown that compound IDC16 (BAKKOUR *et al.*, cited above, 2007) interacts functionally with the SF2/ASF complex and thus contributes to blocking alternative splicing during HIV replication, leading to the termination of the production of Tat protein.

10 Accordingly, the family of polycyclic indoles, to which compound IDC16 belongs, is known to exhibit the properties of DNA intercalating agents. Such compounds thus present a risk in terms of undesirable side effects.

The inventors thus sought to develop novel molecules exhibiting activity comparable to IDC16, in terms of activity inhibiting HIV splicing, but while not exhibiting the characteristics of DNA intercalating agents.

20 In their initial hypothesis, the inventors considered that the two polar heterocycles at the two ends of compound IDC16 were associated with its activity and that the two median rings were of less importance.

Based on this hypothesis, the inventors considered that:

- 30 - the nitrogen of the indoline and of the D ring of IDC16 might act as acceptors of hydrogen bonds;
- the N-methylated 4-pyridinone motif might be preserved in the analogues;
- 35 - the flat tetracyclic geometry was not optimal and it might be wise to replace the B and C

rings by other motifs to limit DNA intercalating properties.

Example 2: Method for synthesizing the compounds of the present invention

5 [A1.] The list of the compounds used in the present study is provided in table I below.

Table I

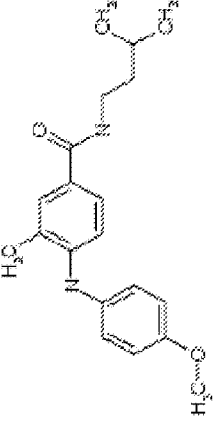
Compound	Structure	MW	Structure	Compound
C1		568,6815	C32H36N6O4	N-(4-Methoxy-phenyl)-2-[6-(N'-(4-Methoxyphenyl)nicotinamido)-pyridin-2-ylamino]-hexylamino]-nicotinamide
C2		298,3911	C17H22N4O	2-(3-Dimethylaminopropylamino)-N-pyridin-3-ylbenzamide
C3		321,385	C18H19N5O	2-(3-Imidazol-1-ylpropylamino)-N-pyridin-3-ylbenzamide

C4	481,5591	C28H27N5O3	N-(4-pyridyl)-2-[6-(N'-(4-pyridyl)benzamido)-phenylamino]-1-hydroxybutylamino]-benzamide
C5	285,3516	C15H19N5O	2-(2-Dimethylaminoethylamino)-N-pyridin-3-ylnicotinamide
C6	313,4058	C17H23N5O	2-(2-Diethylaminoethylamino)-N-pyridin-ylnicotinamide

C7		299,3787	C16H21N5O	2-(3-Dimethylaminopropylamino)-N-pyridin-3-ynicotinamide
C8		327,4329	C18H25N5O	2-(3-Diethylaminopropylamino)-N-pyridin-ynicotinamide
C9		322,3726	C17H18N6O	2-(3-Imidazol-1-ylpropylamino)-N-pyridin-3-ynicotinamide
C10		284,364	C16H20N4O	N-(2-Dimethylamino-ethyl)-2-(pyridin-4-ylamino)-benzamide
C11		296,3723	C18H20N2O2	N-(4-Hydroxy-butyl)-3-((E)-2-pyridin-2-yl-vinyl)-benzamide

C12		327,43	C19H25N3O2	N-(3-Dimethylamino-propyl)-3-(3-methoxy-phenylamino)-benzamide
C13		327,43	C19H25N3O2	N-(3-Dimethylamino-propyl)-3-(4-methoxy-phenylamino)-benzamide

C14	298,3911	C17H22N4O	N-(3-Dimethylamino-propyl)-3-(pyridin-3-ylamino)-benzamide
C15	381,4013	C19H22F3N3O2	N-(3-Dimethylamino-propyl)-3-(4-trifluoromethoxyphenylamino)-benzamide
C16	326,4424	C20H26N2O2	4-(3-Methoxy-phenylamino)-3-methyl-N-(3-methyl-butyl)-benzamide

C17		326,4424	C20H26N2O2	4-(4-Methoxy-phenylamino)-3-methyl-N-(3-methyl-butyl)-benzamide
C18		297,4035	C18H23N3O	3-Methyl-N-(3-methyl-butyl)-4-(pyridin-3-ylamino)-benzamide
C19		297,4035	C18H23N3O	3-Methyl-N-(3-methyl-butyl)-4-(pyridin-4-ylamino)-benzamide

C20		380,4137	C ₂₀ H ₂₃ F ₃ N ₂ O ₂	3-Methyl-N-(3-methyl-butyl)-4-(4-trifluoromethoxyphenylamino)-benzamide
C21		283,3764	C ₁₇ H ₂₁ N ₃ O	N-(3-Methyl-butyl)-4-(pyridin-3-ylamino)-benzamide
C22		283,3764	C ₁₇ H ₂₁ N ₃ O	N-(3-Methyl-butyl)-4-(pyridin-4-ylamino)-benzamide

C23		368,3618	C17H19F3N4O2	2-(2-Dimethylaminoethoxyphenyl)-N-(4-trifluoromethoxyphenyl)-nicotinamide
C24		382,3889	C18H21F3N4O2	2-(3-Dimethylaminopropylamino)-N-(4-trifluoromethoxyphenyl)-nicotinamide
C25		410,4431	C20H25F3N4O2	2-(3-Diethylaminopropylamino)-N-(4-trifluoromethoxyphenyl)-nicotinamide
C26		369,3465	C17H18F3N3O3	2-(4-Hydroxybutylamino)-N-(4-trifluoromethoxyphenyl)-nicotinamide

C27	676,6241	C32H30F6N6O4	N-(4-Trifluoromethoxyphenyl)-2-[6-(N-(4-Trifluoromethoxyphenyl)nicotinamido)-pyridin-2-ylamino]-hexylamino]-nicotinamide
C28	327,4329	C18H25N5O	2-(3-Diethylaminopropylamino)-N-pyridin-ylnicotinamide
C29	322,3726	C17H18N6O	2-(3-Imidazol-1-ylpropylamino)-N-pyridin-ylnicotinamide

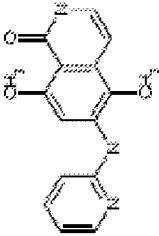
C30		367,3742	C18H20F3N3O2	N-(2-Dimethylamino-ethyl)-2-(4-trifluoromethoxyphenylamino)-benzamide
C31		395,4284	C20H24F3N3O2	N-(2-Diethylamino-ethyl)-2-(4-trifluoromethoxyphenylamino)-benzamide

C32		409,4555	C21H26F3N3O2	N-(2-Diethylamino-propyl)-2-(4-trifluoromethoxyphenylamino)-benzamide
C33		351,4552	C20H25N5O	(N-Diethylamino)-(1-[4-(3-Methoxy-phenylamino)-phenyl]-1H-1,2,3-triazol-4-yl)-methanamine
C34		351,4552	C20H25N5O	(N-Diethylamino)-(1-[4-(4-Methoxy-phenylamino)-phenyl]-1H-1,2,3-triazol-4-yl)-methanamine
C35		322,4162	C18H22N6	(N-Diethylamino)-(1-[4-(pyridin-3-ylamino)-phenyl]-1H-1,2,3-triazol-4-yl)-methanamine

C36		405,4264	C20H22F3N5O	(N-Diethylamino)-{1-[4-(4-trifluoromethoxy-phenylamino)-phenyl]-1H-1,2,3-triazol-4-yl}-methylamine
C37		364,4975	C21H28N6	(N-Diethylamino)-{1-[4-(4-Ndimethylaminophenylamino)-phenyl]-1H-1,2,3-triazol-4-yl}-methylamine
C38		313,4029	C18H23N3O2	N-(2-Dimethylamino-ethyl)-3-(3-methoxy-phenylamino)-benzamide

C39		350,4239	C20H22N4O2	N-(3-Imidazol-1-yl-propyl)-2-(3-methoxy-phenylamino)-benzamide
C40		350,4239	C20H22N4O2	N-(3-Imidazol-1-yl-propyl)-2-(4-methoxy-phenylamino)-benzamide
C41		321,385	C18H19N5O	N-(3-Imidazol-1-yl-propyl)-2-(pyridin-3-ylamino)-benzamide

C42	404,3952	C20H19F3N4O2	N-(3-Imidazol-1-yl-propyl)-2-(4-trifluoromethoxyphenylamino)-benzamide
C43	363,4663	C21H25N5O	2-(4-Dimethylaminophenylamino)-N-(3-imidazol-1-yl-propyl)-benzamide
C44	335,4093	C20H21N3O2	2-(1-{4-[E]-2-(4-Methoxyphenyl)-vinyl]-phenyl}-1H-1,2,3-triazol-4-yl)-propan-2-ol

C45		265,3175	C16H15N3O	5,8-Dimethyl-6-(pyridin-2-ylamino)-2H-isoquinolin-1-one
C46		396,5807	C24H36N4O	N-(4-Diethylamino-1-methylbutyl)-2-(4-dimethylaminophenylamino)-benzamide
C47		313,4029	C18H23N3O2	N-(2-Dimethylamino-ethyl)-4-(3-methoxy-phenylamino)-benzamide
C48		284,364	C16H20N4O	N-(2-Dimethylamino-ethyl)-4-(pyridin-3-ylamino)-benzamide

C49			367,3742	C18H20F3N3O2	N-(2-Dimethylamino-ethyl)-4-(4-trifluoromethoxyphenylamino)-benzamide
C50			326,4453	C19H26N4O	N-(2-Dimethylamino-ethyl)-4-(4-dimethylaminophenylamino)-benzamide
C51			327,43	C19H25N3O2	N-(2-Dimethylamino-ethyl)-4-(4-methoxy-phenylamino)-3-methyl-benzamide
C52			355,4842	C21H29N3O2	N-(3-Diethylamino-propyl)-4-(4-methoxy-phenylamino)-benzamide
C53			474,6082	C28H34N4O3	N-(3-Diethylamino-propyl)-3-[3-(3-methoxybenzamido)-phenylamino]-benzamide

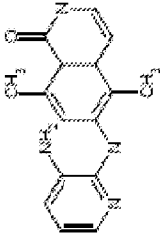
C54	443,5097	C25H25N5O3	3-(1-[3-[3-methoxybenzamido]-phenylamino]-phenyl)-1H-1,2,3-triazol-4-yl)-propan-1-ol
C55	488,6353	C29H36N4O3	N-(3-Diethylamino-propyl)-3-methyl-4-[3-(3-methoxybenzamido)-phenylamino]-benzamide

C56	431,5393	C26H29N3O3	N-(3-Methyl-butyl)-4-[3-(3-methoxybenzamido)-phenylamino]-benzamide
C57	443,5097	C25H25N5O3	3-(1-(4-[3-methoxybenzamido)-phenylamino]-phenyl)-1H-1,2,3-triazol-4-yl)-propan-1-ol
C58	470,5797	C27H30N6O2	(N-diethylamino)-3-(1-{3-[3-methoxybenzamido)-phenylamino]-phenyl}-1H-1,2,3-triazol-4-yl)-methylamine

C59		369,5113	C22H31N3O2	N-(3-Diethylamino-propyl)-4-(3-methoxy-phenylamino)-3-methyl-benzamide
C60		369,5113	C22H31N3O2	N-(3-Diethylamino-propyl)-4-(4-methoxy-phenylamino)-3-methyl-benzamide
C61		340,4724	C20H28N4O	N-(3-Diethylamino-propyl)-3-methyl-4-(pyridin-3-ylamino)-benzamide
C62		423,4826	C22H28F3N3O2	N-(3-Diethylamino-propyl)-3-methyl-4-(4-trifluoromethoxyphenylamino)-benzamide

C63		382,5536	C ₂₃ H ₃₄ N ₄ O	N-(3-Diethylamino-propyl)-4-(4-dimethylaminophenylamino)-3-methylbenzamide
C64		381,4013	C ₁₉ H ₂₂ F ₃ N ₃ O ₂	N-(2-Dimethylamino-ethyl)-3-methyl-4-(4-trifluoromethoxyphenylamino)-benzamide
C65		324,3857	C ₁₈ H ₂₀ N ₄ O ₂	3-{1-[4-(3-Methoxyphenylamino)-phenyl]-1H-1,2,3-triazol-4-yl}-propan-1-ol
C66		324,3857	C ₁₈ H ₂₀ N ₄ O ₂	3-{1-[4-(4-Methoxyphenylamino)-phenyl]-1H-1,2,3-triazol-4-yl}-propan-1-ol

C67		474,6082	C28H34N4O3	N-(3-Diethylamino-propyl)-3-[3-(3-methoxybenzamido)-phenylamino]-benzamide
C68		445,5664	C27H31N3O3	N-(3-Methyl-butyl)-3-methyl-4-[3-(4-methoxybenzamido)-phenylamino]-benzamide

C69		470,5792	C27H30N6O2	(N-Diethylamino)-3-(1-(3-(4-methoxybenzamido)-phenylamino)-methylamine
C70		282,3481	C16H18N4O	6-(3-Amino-pyridin-2-ylamino)-5,8-dimethyl-4a,8-dihydro-2H-isoquinolin-1-one

C71	351,4552	C20H25N5O	(N-diethylamino)-[1-[3-(4-Methoxy-phenylamino)-phenyl]-1H-1,2,3-triazol-4-yl]-methanamine
C72	428,5823	C27H32N4O	N-(3-Diethylamino-propyl)-3-[4-((E)-2-pyridin-4-yl-vinyl)-phenylamino]-benzamide

C73	385,5134	C25H27N3O	N-(3-Methyl-butyl)-3-[4-((E)-2-pyridin-4-yl-vinyl)-phenylamino]-benzamide
C74	424,5533	C26H28N6	(N-Diethylamino)-3-(1-[3-[4-((E)-2-Pyridin-4-yl-vinyl)-phenylamino]-phenyl]-1H-1,2,3-triazol-4-yl)-methanamine

C75	397,4838	C24H23N5O	3-(1-{3-[4-((E)-2-Pyridin-4-ylvinyl)-phenylamino]phenyl}-1H-1,2,3-triazol-4-yl)-propan-1-ol
C76	442,6094	C28H34N4O	N-(3-Diethylamino-propyl)-3-methyl-4-[4-((E)-2-pyridin-4-yl-vinyl)-phenylamino]-benzamide

C77		399,5405	C26H29N3O	3-Methyl-N-(3-methyl-butyl)-4-[4-((E)-2-pyridin-4-yl-vinyl)-phenylamino]-benzamide
C78		397,4838	C24H23N5O	3-(1-(4-[4-((E)-2-Pyridin-ylvinyl)-phenylamino]-phenyl)-1H-1,2,3-triazol-4-yl)-propan-1-ol
C79		399,5405	C26H29N3O	4-Methyl-N-(3-methyl-butyl)-3-[3-((E)-2-pyridin-4-yl-vinyl)-phenylamino]-benzamide
C80		443,5097	C25H25N5O3	3-(1-(4-[3-methoxybenzamido]-

				phenylamino]-phenyl]-1H-1,2,3-triazol-4-yl)-propan-1-ol
C81	474,6082	C28H34N4O3		N-(3-Diethylamino-propyl)-4-[4-(3-methoxybenzamido)-phenylamino]-benzamide
C82	488,6353	C29H36N4O3		N-(3-Diethylamino-propyl)-3-methyl-4-[4-(3-methoxybenzamido)-phenylamino]-benzamide

C83	445,5664	C27H31N3O3	N-(3-methyl-butyl)-3-methyl-4-[4-(3-methoxybenzamido)-phenylamino]-benzamide
C84	470,5792	C27H30N6O2	(N-Diethylamino)-3-(1-[4-(3-methoxybenzamido)-phenylamino]-phenyl)-1H-1,2,3-triazol-4-yl)-methylamine
C85	443,5097	C25H25N5O3	3-(1-[4-[3-methoxybenzamido)-phenylamino]-phenyl]-1H-1,2,3-triazol-4-yl)-propan-1-ol

C86		474,6082	C28H34N4O3	N-(3-Diethylamino-propyl)-3-[4-(3-methoxybenzamido)-phenylamino]-benzamide
C87		431,5393	C26H29N3O3	N-(3-methyl-butyl)-3-[4-(3-methoxybenzamido)-phenylamino]-benzamide
C88		428,5823	C27H32N4O	N-(3-Diethylamino-propyl)-3-[3-(E)-2-pyridin-4-yl-vinyl]-phenylamino]-benzamide

C89	385,5134	C25H27N3O	N-(3-Methyl-butyl)-3-[3-((E)-2-pyridin-4-yl-vinyl)-phenylamino]-benzamide
C90	424,5533	C26H28N6	(N-diethylamino)-3-(1-[3-[3-((E)-2-pyridin-4-yl-vinyl)-phenylamino]-phenyl]-1H-1,2,3-triazol-4-yl)-methylamine
C91	397,4838	C24H23N5O	3-(1-[3-[3-((E)-2-Pyridin-4-ylvinyl)-phenylamino]-phenyl]-1H-1,2,3-triazol-4-yl)-propan-1-ol

C92	442,6094	C28H34N4O	N-(3-Diethylamino-propyl)-3-methyl-4-[3-((E)-2-pyridin-4-yl-vinyl)-phenylamino]-benzamide
C93	385,5134	C25H37N3O	N-(3-Methyl-butyl)-4-[3-((E)-2-pyridin-4-yl-vinyl)-phenylamino]-benzamide
FMB008	327,43	C19H25N3O2	N-(3-Dimethylamino-propyl)-4-(4-methoxy-phenylamino)-benzamide Formula V

FMB080		262,6978	C ₁₃ H ₁₁ ClN ₂ O ₂	2-Chloro-N-(3-methoxy-phenyl)-nicotinamide Formula III
FMB085		328,4176	C ₁₈ H ₂₄ N ₄ O ₂	2-(3-Dimethylamino-propylamino)-N-(3-methoxy-phenyl)-nicotinamide Formula III
FMB103		277,1223	C ₁₂ H ₉ BrN ₂ O	2-Bromo-N-pyridin-3-yl-benzamide Formula II
FMB104		277,1223	C ₁₂ H ₉ BrN ₂ O	2-Bromo-N-pyridin-4-yl-benzamide Formula III

MB228		313,7896	C ₁₇ H ₁₆ ClN ₃ O	[4-(5-Chloro-1H-imidazol-2-yl)-2-methyl-phenyl]-(4-methoxy-phenyl)-amine Formula IV
MB260		262,6978	C ₁₃ H ₁₁ ClN ₂ O ₂	2-Chloro-N-(4-methoxy-phenyl)-nicotinamide Formula II
MB261		306,1612	C ₁₄ H ₁₂ BrN ₂ O ₂	2-Bromo-N-(4-methoxy-phenyl)-benzamide Formula II
MB262		306,1612	C ₁₄ H ₁₂ BrN ₂ O ₂	2-Bromo-N-(3-methoxy-phenyl)-benzamide Formula III
MB265		233,6589	C ₁₁ H ₈ ClN ₃ O	2-Chloro-N-pyridin-4-yl-nicotinamide Formula III

MB266		233,6589	C ₁₁ H ₈ ClN ₃ O	2-Chloro-N-pyridin-3-yl-nicotinamide Formula II
MB273		319,2036	C ₁₅ H ₁₅ BrN ₂ O	2-Bromo-N-(4-dimethylamino-phenyl)- benzamide Formula I
MB274		275,7402	C ₁₄ H ₁₄ ClN ₃ O	2-Chloro-N-(4-dimethylamino-phenyl)- nicotinamide Formula I
FMMB15.1		369,4676	C ₂₁ H ₂₇ N ₃ O ₃	Formula I

FMMB15.4		341,4571	C ₂₀ H ₂₇ N ₃ O ₂	N-(2-Diethylamino-ethyl)-4-(4-methoxy-phenylamino)-benzamide Formula IV
FMMB17.1		314,3905	C ₁₇ H ₂₂ N ₄ O ₂	2-(2-Dimethylamino-ethylamino)-N-(3-methoxy-phenyl)-nicotinamide Formula III
FMMB17.2		342,4447	C ₁₉ H ₂₆ N ₄ O ₂	2-(2-Diethylamino-ethylamino)-N-(3-methoxy-phenyl)-nicotinamide Formula III
FMMB17.3		356,4718	C ₂₀ H ₂₈ N ₄ O ₂	2-(3-Diethylamino-propylamino)-N-(3-methoxy-phenyl)-nicotinamide Formula III
FMMB17.4		315,3752	C ₁₇ H ₂₁ N ₃ O ₃	2-(4-Hydroxy-butylamino)-N-(3-methoxy-phenyl)-nicotinamide Formula III

FMMB17.5		329,4023	C-18H23N3O3	2-(5-Hydroxy-pentylamino)-N-(3-methoxy-phenyl)-nicotinamide Formula III
FMMB17.6		342,4447	C-19H26N4O2	2-(6-Amino-hexylamino)-N-(3-methoxy-phenyl)-nicotinamide Formula III
FMMB17.7		351,4115	C-19H21N5O2	2-(3-Imidazol-1-yl-propylamino)-N-(3-methoxy-phenyl)-nicotinamide Formula III
FMMB21.1		314,3905	C-17H22N4O2	2-(2-Dimethylamino-ethylamino)-N-(4-methoxy-phenyl)-nicotinamide Formula I
FMMB22.1		313,4029	C-18H23N3O2	2-(2-Dimethylamino-ethylamino)-N-(4-methoxy-phenyl)-benzamide Formula I

FMMB22.2		341,4571	C ₂₀ H ₂₇ N ₃ O ₂	2-(3-Diethylamino-ethylamino)-N-(4-methoxy-phenyl)-benzamide Formula I
FMMB22.3		327,43	C ₁₉ H ₂₅ N ₃ O ₂	2-(3-Dimethylamino-propylamino)-N-(4-methoxy-phenyl)-benzamide Formula I
FMMB22.5		314,3876	C ₁₈ H ₂₂ N ₂ O ₃	2-(4-Hydroxy-butylamino)-N-(4-methoxy-phenyl)-benzamide Formula I
FMMB22.7		350,4239	C ₂₀ H ₂₂ N ₄ O ₂	2-(3-Imidazol-1-yl-propylamino)-N-(4-methoxy-phenyl)-benzamide Formula I

FMMB22.9		313,4029	C ₁₈ H ₂₃ N ₃ O ₂	2-(2-Dimethylamino-ethylamino)-N-(3-methoxy-phenyl)-benzamide Formula III
FMMB22.10		341,4571	C ₂₀ H ₂₇ N ₃ O ₂	2-(2-Diethylamino-ethylamino)-N-(3-methoxy-phenyl)-benzamide Formula III
FMMB22.11		314,3876	C ₁₈ H ₂₂ N ₂ O ₃	2-(4-Hydroxy-butylamino)-N-(3-methoxy-phenyl)-benzamide Formula III

FMMB22.13		383,5384	C23H33N3O2	2-(4-Diethylamino-1-methyl-butylamino)-N-(3-methoxy-phenyl)-benzamide Formula III
FMMB22.16		313,4029	C18H23N3O2	N-(2-Dimethylamino-ethyl)-2-(4-methoxy-phenylamino)-benzamide Formula IV
FMMB23.4		326,4453	C19H26N4O	2-(3-Diethylamino-propylamino)-N-pyridin-3-yl-benzamide Formula II

FMMB23.10		312,4182	C ₁₈ H ₂₄ N ₄ O	2-(2-Diethylamino-ethylamino)-N-pyridin-4-yl-benzamide Formula III
FMMB23.11		298,3911	C ₁₇ H ₂₂ N ₄ O	2-(2-Diethylamino-ethylamino)-N-pyridin-4-yl-benzamide Formula III
FMMB23.12		326,4453	C ₁₉ H ₂₆ N ₄ O	2-(3-Diethylamino-propylamino)-N-pyridin-4-yl-benzamide Formula III
FMMB23.15		321,385	C ₁₈ H ₁₉ N ₅ O	2-(3-Imidazol-1-yl-propylamino)-N-pyridin-4-yl-benzamide Formula III

FMMB25.3		284,364	C ₁₆ H ₂₀ N ₄ O	N-(2-Dimethylamino-ethyl)-2-(pyridin-3-ylamino)-benzamide Formula V
FMB139		325,4112	C ₂₀ H ₂₃ N ₃ O ₃	N-(4-Hydroxy-butyl)-3-[2-(4-methoxy-phenyl)-vinyl]-benzamide Formula VII
FMMB15.3		339,4412	C ₂₀ H ₂₅ N ₃ O ₂	4-Benzoylamino-N-(2-diethylamino-ethyl)-benzamide Formula I
MB317		316,6691	C ₁₃ H ₈ ClF ₃ N ₂ O ₂	2-Chloro-N-(4-trifluoromethoxy-phenyl)-nicotinamide Formula I

<p>MB318</p>		<p>360, 1325</p>	<p>C₁₄H₉BrF₃NO₂</p>	<p>2-Bromo-N-(4-trifluoromethoxy-phenyl)-benzamide Formula I</p>
<p>FMMB31.11</p>		<p>312, 4153</p>	<p>C₁₉H₂₄N₂O₂</p>	<p>4-(3-Methoxy-phenylamino)-N-(3-methyl-butyl)-benzamide Formula VI</p>
<p>FMMB31.12</p>		<p>312, 4153</p>	<p>C₁₉H₂₄N₂O₂</p>	<p>4-(4-Methoxy-phenylamino)-N-(3-methyl-butyl)-benzamide Formula IV</p>

FMMB31.15		404,3952	C20H19F3N4O2	N-(3-Imidazol-1-yl-propyl)-4-(4-trifluoromethoxy-phenylamino)-benzamide Formula IV
FMMB32.7		405,3828	C19H18F3N5O2	2-(3-Imidazol-1-yl-propylamino)-N-(4-trifluoromethoxy-phenyl)-nicotinamide Formula I
FMMB32.10		395,4284	C20H24F3N3O2	2-(2-Diethylamino-ethylamino)-N-(4-trifluoromethoxy-phenyl)-benzamide Formula I

FMMB32.11		381,4013	C19H22F3N3O2	2-(3-Dimethylamino-propylamino)-N-(4-trifluoromethoxy-phenyl)-benzamide Formula I
FMMB32.12		409,4555	C21H26F3N3O2	2-(3-Diethylamino-propylamino)-N-(4-trifluoromethoxy-phenyl)-benzamide Formula I
FMMB32.13		368,3589	C18H19F3N2O3	2-(4-Hydroxy-butylamino)-N-(4-trifluoromethoxy-phenyl)-benzamide Formula I
FMMB32.14		395,4284	C20H24F3N3O2	2-(6-Amino-hexylamino)-N-(4-trifluoromethoxy-phenyl)-benzamide Formula I

FMMB32.15		404,3952	C20H19F3N4O2	2-(3-Imidazol-1-yl-propylamino)-N-(4-trifluoromethoxy-phenyl)-benzamide Formula I
FMMB32.16		437,5097	C23H30F3N3O2	2-(4-Diethylamino-1-methyl-butylamino)-N-(4-trifluoromethoxy-phenyl)-benzamide Formula I
FMMB33.2		313,4058	C17H23N5O	2-(2-Diethylamino-ethylamino)-N-pyridin-4-yl-nicotinamide Formula III

FMMB33.3		299,3787	C ₁₆ H ₂₁ N ₅ O	2-(3-Dimethylamino-propylamino)-N-pyridin-4-yl-nicotinamide Formula III
FMMB34.1		351,4552	C ₂₀ H ₂₅ N ₅ O	[3-(4-Diethylaminomethyl-[1,2,3]triazol-1-yl)-phenyl]-(3-methoxy)-phenylamine Formula VI
FMMB34.10		364,4975	C ₂₁ H ₂₈ N ₆	[3-(4-Diethylaminomethyl-[1,2,3]triazol-1-yl)-phenyl]-(4-dimethylamino)-phenylamine Formula IV
FMMB25.6		341,4571	C ₂₀ H ₂₇ N ₃ O ₂	N-(2-Diethylamino-ethyl)-2-(4-methoxy-phenylamino)-benzamide Formula IV

FMMB25.15		326,4453	C ₁₉ H ₂₆ N ₄ O	N-(3-Diethylamino-propyl)-2-(pyridin-3-ylamino)-benzamide Formula V
FMMB39.15		378,357	C ₁₈ H ₁₇ F ₃ N ₄ O ₂	3-{1-[3-(4-Trifluoromethoxy-phenylamino)-phenyl]-1H-[1,2,3]triazol-4-yl}-propan-1-ol Formula IV
FMMB39.16		337,4281	C ₁₉ H ₂₃ N ₅ O	3-{1-[3-(4-Dimethylamino-phenylamino)-phenyl]-1H-[1,2,3]triazol-4-yl}-propan-1-ol Formula IV

<p>FMMB41.2</p>		<p>431,5393</p>	<p>C26H29N3O3</p>	<p>N-(3-Methyl-butyl)-3-[3-(4-methoxy-benzoylamino)-phenylamino]-benzamide Formula I</p>
<p>FMMB41.3</p>		<p>470,5792</p>	<p>C27H30N6O2</p>	<p>N-[3-[3-(4-Diethylaminomethyl-[1,2,3]triazol-1-yl)-phenylamino]-phenyl]-4-methoxy-benzamide Formula I</p>

FMMB41.4		443,5097	C ₂₅ H ₂₅ N ₅ O ₃	N-(3-{4-[4-(3-Hydroxy-propyl)-[1,2,3]triazol-1-yl]-phenylamino}-phenyl)-4-methoxy-benzamide Formula I
FMMB41.8		431,5393	C ₂₆ H ₂₉ N ₃ O ₃	N-(3-Methyl-butyl)-4-[3-(4-methoxybenzamido)-phenylamino]-benzamide Formula I
FMMB44.1		474,6082	C ₂₈ H ₃₄ N ₄ O ₃	N-(3-Diethylamino-propyl)-3-[4-(4-methoxy-benzoylamino)-phenylamino]-3-methyl-benzamide Formula VI

<p>FMMB44.2</p>		<p>431,5393</p>	<p>C26H29N3O3</p>	<p>N-(3-Methyl-butyl)-3-[4-(4-methoxy-benzoylamino)-phenylamino]-benzamide Formula VI</p>
<p>FMMB44.3</p>		<p>470,5792</p>	<p>C27H30N6O2</p>	<p>(N-Diethylamino)-3-(1-[4-[(4-methoxybenzamido)-phenylamino]-phenyl]-1H-1,2,3-triazol-4-yl)-methylamine Formula VI</p>

<p>FMMB44.4</p>		<p>443,5097</p>	<p>C₂₅H₂₅N₅O₃</p>	<p>3-(1-[4-(4-methoxybenzamido)-phenylamino]-phenyl)-1H-1,2,3-triazol-4-yl)-propan-1-ol Formula VI</p>
<p>FMMB44.6</p>		<p>488,6353</p>	<p>C₂₉H₃₆N₄O₃</p>	<p>N-(3-Diethylamino-propyl)-4-[4-(4-methoxy-benzoylamino)-phenylamino]-3-methyl-benzamide Formula VI</p>

8.9

FMMB44.8		431,5393	C26H29N3O3	N-(3-Methyl-butyl)-4-[4-(4-methoxy-benzoylamino)-phenylamino]-benzamide Formula VI
FMMB55.1		457,6212	C29H35N3O2	N-(3-Diethylaminol-propyl)-3-[3-(E)-(4-methoxy-styryl)-phenylamino]-benzamide Formula IX
FMMB55.2		414,5524	C27H30N2O2	N-(3-Methyl-butyl)-3-[3-(E)-(4-methoxy-styryl)-phenylamino]-benzamide Formula IX

FMMB55.6		471,6483	C30H37N3O2	N-(3-Diethylaminol-propyl)-3-methyl-4-[3-(E)-(4-methoxy-styryl)-phenylamino]-benzamide Formula IX
FMMB55.7		428,5794	C28H32N2O2	N-(3-Methyl-butyl)-3-methyl-4-[3-(E)-(4-methoxy-styryl)-phenylamino]-benzamide Formula IX

FMMB55.8		414,5524	C ₂₇ H ₃₀ N ₂ O ₂	N-(3-Methyl-butyl)-4-[3-((E)-4-methoxy-styryl)-phenylamino]-benzamide Formula IX
FMMB57.1		428,5823	C ₂₇ H ₃₂ N ₄ O	N-(3-Diethylamino-propyl)-3-[3-((E)-2-pyridin-2-yl-vinyl)-phenylamino]-benzamide Formula IX
FMMB57.2		385,5134	C ₂₅ H ₂₇ N ₃ O	N-(3-Methyl-butyl)-3-[3-((E)-2-pyridin-2-yl-vinyl)-phenylamino]-benzamide Formula IX
FMMB57.4		397,4838	C ₂₄ H ₂₃ N ₅ O	3-(1-[3-[4-((E)-2-Pyridin-4-ylvinyl)-phenylamino]-phenyl]-1H-1,2,3-triazol-4-yl)-propan-1-ol Formula IX

FMMB57.5		428,5823	C27H32N4O	N-(3-Diethylamino-propyl)-4-[3-((E)-2-pyridin-2-yl-vinyl)-phenylamino]-benzamide Formula IX
FMMB57.7		399,5405	C26H29N3O	N-(3-Methyl-butyl)-3-methyl-4-[3-((E)-2-pyridin-2-yl-vinyl)-phenylamino]-benzamide Formula IX
FMMB57.10		397,4838	C24H23N5O	3-(1-(3-[3-((E)-2-Pyridin-2-ylvinyl)-phenylamino]-phenyl)-1H-1,2,3-triazol-4-yl)-propan-1-ol Formula IX

FMMB53.1		428,5823	C27H32N4O	N-(3-Diethylamino-propyl)-3-[4-((E)-2-pyridin-2-yl-vinyl)-phenylamino]-benzamide Formula VII
FMMB53.2		385,5134	C25H27N3O	N-(3-Methyl-butyl)-3-[4-((E)-2-pyridin-2-yl-vinyl)-phenylamino]-benzamide Formula VII
FMMB53.5		428,5823	C27H32N4O	N-(3-Diethylamino-propyl)-4-[4-((E)-2-pyridin-2-yl-vinyl)-phenylamino]-benzamide Formula VII
FMMB53.8		385,5134	C25H27N3O	N-(3-Methyl-butyl)-4-[4-((E)-2-pyridin-2-yl-vinyl)-phenylamino]-benzamide Formula VII

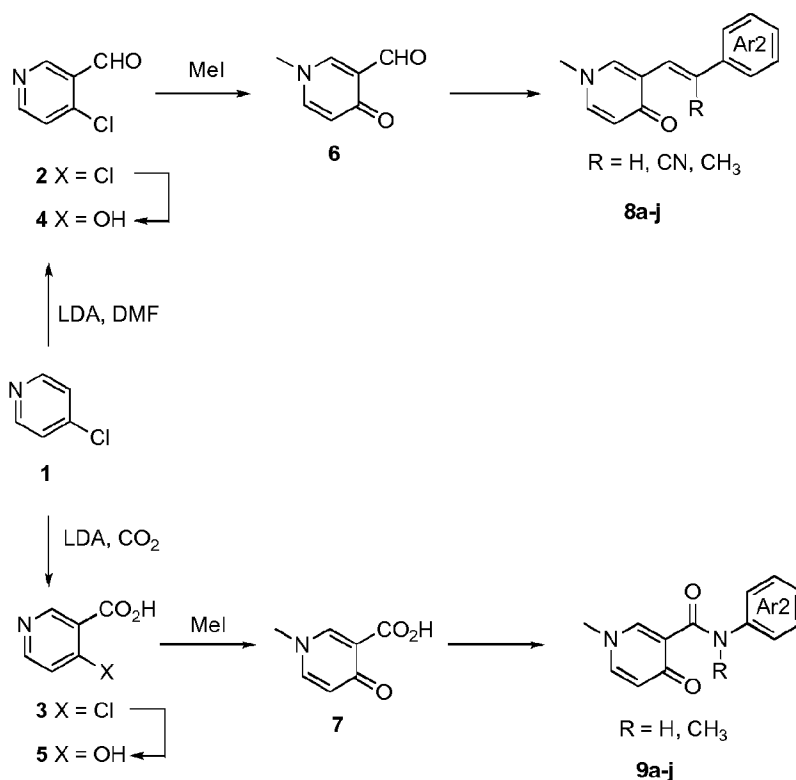
FMMB53.10		397,4838	C24H23N5O	3-(1-[3-[4-(E)-2-Pyridin-2-ylvinyl]-phenylamino]-phenyl)-1H-1,2,3-triazol-4-yl)-propan-1-ol Formula VII
FMMB59.2		402,5004	C24H26N4O2	N-[4-[3-(3-Methyl-butylcarbamoyl)-phenylamino]-phenyl]-nicotinamide Formula VI
FMMB59.10		414,4708	C23H22N6O2	N-[3-[3-(3-Diethylamino-propylcarbamoyl)-phenylamino]-phenyl]-nicotinamide Formula V

FMMB46.1		445,5693	C26H31N5O2	N-(3-Diethylamino-propyl)-3-[3-(pyridoyl)-phenylamino]-benzamide Formula V
FMMB46.2		402,5004	C24H26N4O2	N-[3-[3-(3-Methyl-butylcarbonyl)-phenylamino]-phenyl]-nicotinamide Formula V
FMMB46.3		441,5402	C25H27N7O	N-[3-[3-(4-Diethylaminomethyl-[1,2,3]triazol-1-yl)-phenylamino]-phenyl]-nicotinamide Formula V

FMMB46.5		445,5693	C26H31N5O2	N-(3-[4-(3-Diethylamino-propylcarbamoyl)-phenylamino]-phenyl)-nicotinamide Formula V
FMMB25.11		298,3911	C17H22N4O	N-(3-Dimethylamino propyl)-2-(pyridin-3-ylamino)benzamide Formula V
FMMB25.14		355,4842	C21H29N3O2	N-(3-Dimethylamino propyl)-2-(4-methoxy-phenylamino)-benzamide Formula V

Synthesis of the compounds described in table I is described below.

Synthesis of stilbene (olefin) compounds



5

4-Chloropyridine **1** is obtained by neutralization of 4-chloropyridine hydrochloride with 10% NaOH as described in SCHMID & WOLKOFF (*Canadian Journal of Chemistry*, vol. 50, p. 1181-1187, 1972). 4-Chloropyridine **1** (15 mmol) is reacted in THF (250 ml) at -78 °C (nitrogen atmosphere) with 1.2 equivalents of lithium diisopropylamide (1.5 M solution in hexanes containing one equivalent of THF, ALDRICH) (THRASHER *et al.*, *Heterocycles*, vol. 67, p. 543-547, 2006).

Reaction of the resulting anion with either an excess of anhydrous DMF or an excess of methyl formate allows the formation of 4-chloropyridine-3-

carboxaldehyde **2**, isolated in the form of a colorless solid (60-70%).

Following the procedure described in MARSAIS *et al.* (*J. Het. Chem.*, vol. 25, p. 81-87, 1988), compound **2** is heated for 6 h in an aqueous solution of 3 N HCl containing several drops of 3% H₂O₂, in order to obtain 4-hydroxypyridine-3-carboxaldehyde **4** as a colorless solid (>80%).

Following the procedure described in DI MARCO (*Eur. J. Inorg. Chem.*, p. 1284-1293, 2006), pyridine aldehyde **4** is reacted with an excess of methyl iodide for 2 h in DMF at 100 °C in order to obtain compound **6** isolated in the form of a colorless solid.

NMR and mass spectra data for compounds **2**, **4** and **6** correspond to values found in the literature.

Finally, compound **6** serves as a skeleton for the synthesis of stilbene analogues of IDC16, notably compounds **8a-j**. This reaction involves placing compound **6**, under the classic conditions of the WITTIG reaction (see for example GOPALSAMY *et al.*, *J. Med. Chem.*, vol. 47, p. 1893-1899, 2004), in contact with the required phosphonium salts obtained either commercially or prepared by reacting the required bromide derivative with triphenylphosphine. For all of the compounds **8a-j**, the presence of E double bond geometry is deduced from the values of the 400 MHz ¹H NMR spectrum.

Synthesis of amide compounds

As above, 4-chloropyridine **1** is obtained by neutralization of 4-chloropyridine hydrochloride with 10% NaOH as described in SCHMID & WOLKOFF (*Canadian Journal of Chemistry*, vol. 50, p. 1181-1187, 1972). 4-Chloropyridine **1** (15 mmol) is reacted in THF (250 ml) at -78 °C (nitrogen atmosphere) with 1.2 equivalents of lithium diisopropylamide (1.5 M solution in hexanes

containing one equivalent of THF, ALDRICH) (THRASHER *et al.*, *Heterocycles*, vol. 67, p. 543-547, 2006).

Reaction of the resulting anion with dry CO₂ allows the formation of 4-chloropyridine-3-carboxylic acid **3** (4-chloronicotinic acid), isolated as a colorless solid with a yield of 60-80% (see GUILLIER *et al.*, *J. Org. Chem.*, vol. 60, p. 292-296, 1995).

Compound **3** is heated in water (see ROSS, *J. Chem. Soc. (C)*, p. 1816-1821, 1966) to obtain 4-hydroxypyridine-3-carboxylic acid **5** as a colorless solid (>80%).

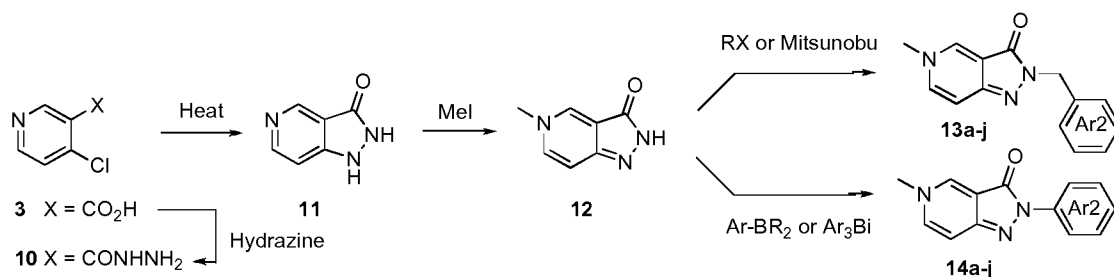
Acid **5** is reacted in the presence of an excess of methyl iodide in DMF at 1000 °C for 2 h. Compound **7** is then isolated as a colorless solid.

NMR and mass spectra data for compounds **3**, **5** and **7** correspond to values found in the literature.

Finally, compound **7** serves as a skeleton for the synthesis of amide analogues of IDC16, notably compounds **9a-j**. This reaction involves placing compound **7** in contact with the required aromatic and heteroaromatic amines under classical conditions for forming peptide bonds. Typically, compound **7** in solution in DMF containing N-methylmorpholine is reacted with isobutyl chloroformate (0 °C or room temperature, 1 hour), and compounds **9a-j** are then isolated as colorless solids with yields of 60-90%. These compounds are finally characterized by mass spectroscopy and 1H NMR (400 MHz).

Preparation of IDC16 analogues 13a-j and 14a-j

30

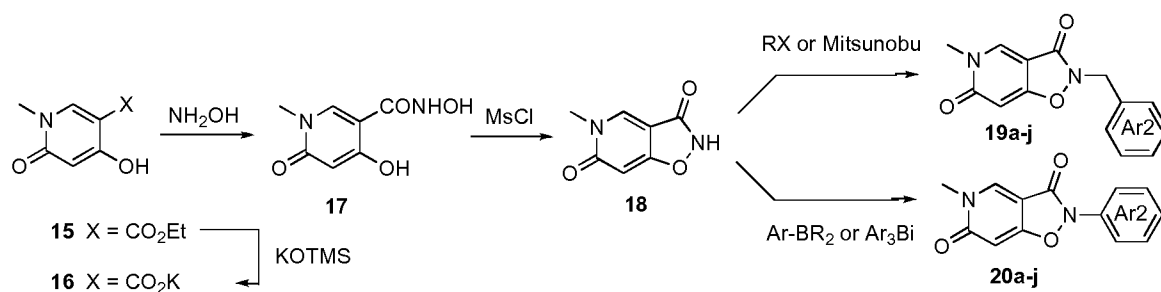


4-Chloropyridine-3-carboxylic acid **3** is reacted under classical peptide coupling conditions with isobutylchloroformate (1.3 equivalents) and N-methylmorpholine (1.3 equivalents) in DMF at room temperature and the active ester intermediate is then treated with a solution of anhydrous hydrazine (1 equivalent; 1.0 M solution in THF; ALDRICH) stirred constantly overnight (*Intl. J. Peptide & Protein Res.*, vol. 11, p. 297, 1978). The mixture containing hydrazide **10** is then filtered to eliminate solids and heated at 100 °C for 2-4 hours to form a ring and to obtain compound **11**.

Compound **11** is reacted in the presence of an excess of methyl iodide in DMF at 1000 °C for 2 h. Compound **12** is then isolated as a colorless solid.

Compound **12** is alkylated to obtain compounds 13a-j and 14a-j according to techniques well known to those skilled in the art (see in particular STARKOV, *Tet. Letters*, vol. 48, p. 1155-1157, 2007).

20 Preparation of IDC16 analogues 19a-j and 20a-j

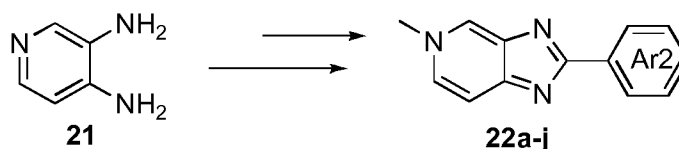


4-Hydroxy-1-methyl-6-oxo-1,6-dihydropyridine-3-carboxylate **15** is prepared according to the protocol described in WALLACE *et al.* (*J. Med. Chem.*, vol. 49, p. 441-444, 2006), then reacted with potassium trimethylsilanolate in THF for 4-5 hours at 20 °C (MOTORINA *et al.*, *J. Am. Chem. Soc.*, vol. 23, p. 8-17, 2001), and the corresponding potassium salt **16** of the

acid obtained after vacuum concentration is resuspended in DMF and reacted with isobutyl chloroformate and N-methyl morpholine (2 eq.) at room temperature, and then hydroxylamine in MeOH is added to the mixture (REDDY, *Tet. Letters*, vol. 41, p. 6285-6288, 2000). Hydroxamic acid intermediate derivative **17** is then resuspended in CH₂Cl₂ containing isopropylethylamine and treated with mesyl chloride (1 eq.) and stirred at room temperature for 24 h. The desired product with a closed ring **18** is produced by allowing the reaction to proceed, and then the solvent is eliminated by vacuum drying.

Compound **18** is alkylated to obtain compounds 19a-j and 20a-j again according to techniques well known to those skilled in the art (see notably STARKOV, *Tet. Letters*, vol. 48, p. 1155-1157, 2007).

Preparation of azabenzimidazoles



Numerous compounds of formula **22** are already well known (approximately 1,500 compounds identified in SciFinder). Said compounds can be simply obtained from 3,4-daminopyridine.

Example 3: Selective inhibition of HIV-1 mRNA splicing *ex vivo* by compounds according to the present invention

The efficiency of the compounds described in example 2 was tested using pΔPSP plasmid (JACQUENET *et al.*, *J. Biol. Chem.*, vol. 276, p. 40464-40475, 2001), which contains the proviral HIV-1 genome with a deletion of nucleotides 1511 to 4550. This pΔPSP plasmid contains all HIV-1 splicing sites and the

relative use of these various sites appears similar to that of the wild virus.

HeLa cells were cultivated in RPMI 1640 medium (GIBCO) supplemented with fetal calf serum on plates 3 cm in diameter (NUNC) to a confluence of 70-80%. These cells were then transfected with the p Δ PSP plasmid as described in JACQUENET *et al.* (2001).

The HeLa cells transfected with p Δ PSP were then treated with various concentrations (1.5 μ M or 3 μ M) of the compounds described in example 2 or of IDC16 as a positive control. As a negative control, cells transfected with p Δ PSP, but without subsequent treatment, were included (Cl_t).

Total cellular RNA was then extracted with the RNeasy kit (QIAGEN) while following the manufacturer's instructions. 4 μ g of total RNA then underwent reverse transcription using the OMNISCRIP_T REVERSE TRANSCRIPTASE kit (QIAGEN) while following the manufacturer's instructions. The mixture obtained was then aliquotted in 96-well plates and subjected to amplification using BSS sense primers (5'-GGCTTGCTGAAGCGCGCACGGCAAGAGG-3'; SEQ ID NO: 1), SJ4.7A anti-sense primers (5'-TTGGGAGGTGGGTTGCTTTGATAGAG-3'; SEQ ID NO: 2) and primers to amplify GAPDH as an internal control. BSS and SJ4.7A primers make it possible to amplify several isoforms resulting from various splices coding for viral proteins Nef, Rev, and Tat (JACQUENET *et al.*, cited above, 2001). The PCR products were then analyzed by polyacrylamide gel electrophoresis after standardization with GAPDH (SORET *et al.*, *Proc. Natl. Acad. Sci. U.S.A.*, vol. 102, p. 8764-8769, 2005).

Figure 1 shows the detail of a polyacrylamide gel obtained presenting the various isoforms obtained (Nef₂, Rev₁, Rev₂, Nef₃, Nef₄, Nef₅, Tat₁ and Tat₂) for

the untreated cells (Cl_t) or treated with the compounds IDC16, C48, C49, C55 or C56.

The results show a dose-dependent reduction in the level of HIV-1 splicing products for the cells treated
5 with compounds C48, C49, C55 and C56, a reduction comparable to that obtained in the presence of compound IDC16.

Consequently, the results thus show that compounds C48, C49, C55 and C56 inhibit HIV-1 splicing with an
10 efficiency comparable to compound IDC16.

Example 4: Inhibition of HIV-1 production in infected peripheral blood mononuclear cells (PBMCs)

The first determination is that of the concentration of compound that exhibits the fewest side
15 effects in terms of cell viability and progression of the cell cycle.

Within this framework, the peripheral blood mononuclear cells (PBMCs) of healthy donors are isolated by centrifugation on a FICOLL gradient. The
20 cells are then cultivated to a density of 2.5×10^6 cells/ml with RPMI medium supplemented with 1% inactivated human AB serum, then incubated at 37 °C, 5% CO₂ for an additional hour. The peripheral blood mononuclear cells are then recovered and cultivated for
25 two days in RPMI medium supplemented with 10% fetal calf serum.

Part of the peripheral blood mononuclear cells (PBMC) is then cultivated for 72 hours in the presence of tritiated thymidine and phytohemagglutinin A (PHA)
30 and in the presence or absence of the compounds described in example 2. Cell proliferation in the presence of the compounds of example 2 is finally measured by determining the incorporation of tritiated thymidine in the cellular DNA of the treated cells.

Another part of the peripheral blood mononuclear cells (PBMCs) that is activated (stimulated for 2 days with PHA and IL-2) is infected with HIV strains NL4.3 or Ada-M R5. The cells are then cultivated for 14 days in the presence of the compounds described in example 2. Viral replication is finally determined by quantifying protein p24 by the ELISA method. In parallel, cell viability is measured by exclusion with trypan blue in comparison with that of the untreated cells.

Example 5: Inhibition of HIV-1 production in infected macrophages

In order to generalize the HIV-1 replication effect of the molecules described in example 2 to other cell types, we examined various steps of the viral cycle in cells treated with the various drug at a concentration of 5 μ M and submitted to one-round infection.

For such experiences, macrophages can be infected by the Ada-M R5 HIV strain and treated for 18 hours with various concentrations of the compounds described in example 2. The culture medium is then eliminated and the cells washed with an abundance of PBS. The cells are then cultivated under normal conditions. The culture medium and the cells are then collected at days 4, 7 and 14. Finally, virus replication is measured indirectly by determining the level of p24 antigen in both the culture supernatant and the cellular lysate by the ELISA method. In parallel, cell viability of the macrophages in the presence of the compounds of example 2 is measured as before.

For this purpose, we exposed HOS-CD4⁺-CCR5⁺ cells to defective virions obtained by cotransfecting 293T cells with a plasmid encoding the R5 envelope of the AD8 strain and another plasmid containing the entire

HIV-1 genome mutated in the *envelope* gene and harbouring a *luciferase* marker gene fused to *nef* (Connor RI, Chen BK, Choe S, Landau NR. (1995) Vpr is required for efficient replication of human immunodeficiency virus type-1 in mononuclear phagocytes. *Virology* 206: 935-944.). The amounts of luciferase activity in cells infected with these virions reflect both the number of integrated proviruses and expression of multiply spliced species encoding *nef/luc*. Two days post-infection, luciferase activity in HOS-CD4+-CCR5+ infected cells was measured. Of note, the inhibitory effect could be smaller in this one-round infection assay than in other assays where several rounds of infection were carried out. Among the compounds of the example 2 tested, 12 show a luciferase inhibitory effect ranging between 30% up to 52%, which compound are listed in table II.

Table II

Compound (5 μm)	Structure	Compound	% of luciferase inhibition
FMMB17.6		2-(6-Amino-hexylamino)-N-(3-methoxy-phenyl)-nicotinamide	45
FMMB17.7		2-(3-Imidazol-1-yl-propylamino)-N-(3-methoxy-phenyl)-nicotinamide	41
FMMB31.12		4-(4-Methoxy-phenylamino)-N-(3-methyl-butyl)-benzamide	44

FMMB32.15		2-(3-Imidazol-1-yl-propylamino)-N-(4-trifluoromethoxy-phenyl)-benzamide	41
FMMB41.2		N-(3-Methyl-butyl)-3-[3-(4-methoxy-benzoylamino)-phenylamino]-benzamide	35

<p>FMMB41.4</p>		<p>N-(3-[4-[4-(3-Hydroxy-propyl)-[1,2,3]triazol-1-yl]-phenylamino]-phenyl)-4-methoxy-benzamide</p>	<p>31</p>
<p>FMMB44.1</p>		<p>N-(3-Diethylamino-propyl)-3-[4-(4-methoxy-benzoylamino)-phenylamino]-3-methyl-benzamide</p>	<p>57</p>
<p>FMMB44.2</p>		<p>N-(3-Methyl-butyl)-3-[4-(4-methoxy-benzoylamino)-phenylamino]-benzamide</p>	<p>32</p>

FMMB44.4		3-(1-{4-[4-methoxybenzamido]-phenylamino]-phenyl}-1H-1,2,3-triazol-4-yl)propan-1-ol	33
FMMB44.6		N-(3-Diethylamino-propyl)-4-[4-(4-methoxybenzoylamino)-phenylamino]-3-methylbenzamide	46

FMMB44.8	N-(3-Methyl-butyl)-4-[4-(4-methoxy-benzoylamino)-phenylamino]-benzamide	52
FMMB53.8	N-(3-Methyl-butyl)-4-[4-((E)-2-pyridin-2-yl-vinyl)-phenylamino]-benzamide	33
Control (AZT 50 µm)	-	39,5

Only compounds that demonstrated less than 10% toxicity are shown.

The results established that compared to Azidothymidine (AZT, 3'-azido-3'-deoxythymidine, zidovudine) which is the first nucleoside reverse transcriptase inhibitor (NRTI) approved for HIV-1 therapy, our compounds are 10 times more efficient than AZT. In fact, a concentration of 50 μ M of AZT is required to achieve 32% inhibition of luciferase under the same conditions.

10 Example 6: Absence of inhibition of splicing of cellular genes

In order to identify the effect of the compounds of example 2 on the splicing of endogenous genes, 96 isoforms obtained after alternative splicing and covering a variety of apoptotic genes were selected.

15 Peripheral blood mononuclear cells are treated or not treated with the compounds of example 2 and IDC16 as a positive control as described in example 3. Preparation of total RNA for each culture condition followed by preparation of cDNA for each RNA sample is then carried out as described in example 3.

The mixture obtained is then aliquotted in 96-well plates and subjected to amplification using for each well a pair of sense and anti-sense primers specific to each isoform.

25 The level of expression of each isoform for the cells treated with the compounds of example 2 is then compared with that obtained for the cells treated with IDC16 and for the untreated cells.

30 Example 7: Identification of effective compounds to treat metastatic breast cancers

By alternative splicing the RON proto-oncogene generates two protein isoforms with distinct properties: 1) RON is a tyrosine kinase receptor involved in tissue dissociation, cell mobility and

invasion of the extracellular matrix, 2) the truncated isoform of the RON receptor is constitutively active due to the elimination of exon 11 sequences. This truncated isoform is expressed strongly in breast cancer cells with high metastatic capacity and its expression is sufficient to activate epithelial-mesenchymal transition.

To test the effectiveness of the compounds described above in treating metastatic breast cancer, cells preferentially expressing the truncated RON isoform were treated with various concentrations of the compounds described in example 2. The effectiveness of said compounds is then measured by determining the level of expression of the truncated RON isoform in the treated or untreated cells, with effective compounds corresponding to those that lower the level of expression of said isoform.

Other protocols are available for testing the effectiveness of the compounds described above in treating metastatic cancer. One of these protocols corresponds to the wound Healing assay protocol testing cell migration.

To mimics cell migration during wound healing in vivo, we have used the wound-healing assay to study directional cell migration in vitro (Rodriquer et al., Methods Mol Biol, 2005). A cell monolayer of seed Breast cancer cells (MDA-MB231 Luc D3H2LN) is treated with 5 μ M of indicated molecules for 48h before a "wound" is created, images were then captured at the beginning and at regular intervals during cell migration to close the wound. Images were compared to control untreated cells or to compounds that have no effect on cell migration. Wounds can heal in as little

as 12-24 hours for highly metastatic cells, or may take up to 72 hours for less metastatic cells. Images of the same field at 0, 2, 4, 6, 8, 10, 12, 18 and 24 hours until the closure of the entire wound using phase-contrast
5 light microscopy (10X magnifications).

The figure 2 shows that the compounds MB260, FMB008 and FMMB22.3 strongly inhibit cell migration compared to negative control (CTL).

Example 8: Identification of effective compounds
10 for treating Duchenne muscular dystrophy

As target for gene therapy, Duchenne muscular dystrophy (DMD) presents many obstacles but also unparalleled prospect for correction by alternative splicing. Duchenne muscular dystrophy results from
15 mutations in the dystrophin gene, leading to the absence of its expression or to the expression of truncated proteins. More specifically, the majority of mutations in the dystrophin gene occur in the region encoding the spectrin-like central rod domain (see dia
20 1), which is largely dispensable. Exon 51 is one of the most mutated exon of encoding the spectrin-like central rod domain in DMD patients. The skipping of exon 51 can generate a shortened but in-frame transcript, permitting translation of a partially functional
25 dystrophin protein.

To test the inventive compounds, an animal model of Duchenne muscular dystrophy can be used, namely the mdx mouse. More specifically, mdx mice carry a stop codon mutation in exon 23 of the dystrophin gene which
30 is responsible for completely extinguishing dystrophin expression. Thus, mdx mice can be treated with various concentrations of the compounds described in example 2 and then myoblast samples are taken from these mice to

test these compounds for their capacity to induce exon 23 skipping in these cells.

Presently, we have tested this idea using stable cell lines expressing a luciferase reporter in which
5 exon 51 and flanking introns were inserted in the middle of the luciferase cDNA. Because exon 51 was constitutively included between luciferase halves no luciferase activity was detected in these stable cell lines. In contrast in the presence of AAV vectors
10 harbouring U7 antisens designed to promote skipping of exon 51, luciferase activity was restored. We have used this system to screen molecules able to potentiate the efficacy of AAV vectors. The compounds of example 2 have been tested (5 μ m) in this system and the results
15 for the most efficient molecules are disclosed in Table III.

Table III

Compound (5 μ m)	Structure	Compound	% of Activity luciferase*
FMMB21.1		2-(2-Dimethylamino-ethylamino)-N-(4-methoxyphenyl)-nicotinamide	220
FMMB22.1		2-(2-Dimethylamino-ethylamino)-N-(4-methoxyphenyl)-benzamide	220
FMB080		2-Chloro-N-(3-methoxyphenyl)-nicotinamide	150

MB228	4-(5-Chloro-1H-imidazol-2-yl) methyl-phenyl-(4-methoxy-pi amine	180
MB260	2-Chloro-N-(4-methoxy-phenyl)-nicotinamide	200
MB261	2-Bromo-N-(4-methoxy-phenyl)-benzamide	220
MB262	2-Bromo-N-(3-methoxy-phenyl)-benzamide	180

* luciferase activity reflect exon skipping induced by 5000 MOI of AAV vector harbouring an anti-sens sequence of exon 51 of Dystrophin gene

Among the compounds of example 2 tested 7 showed a two fold increase of luciferase activity compared to AAV vector alone. These molecules are, therefore, potent therapeutic agent for DMD treatment.

5

Example 9: Identification of effective compounds for treating early-aging syndrome (progeria)

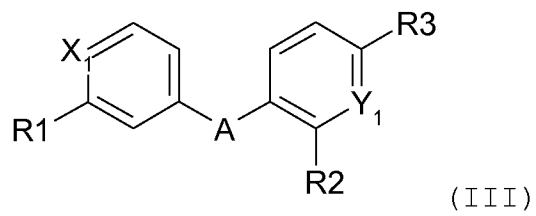
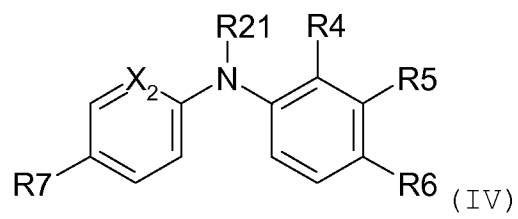
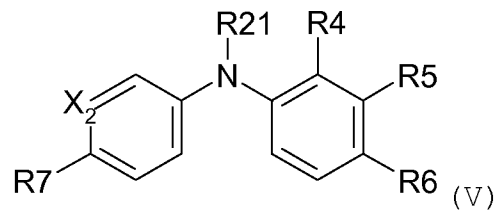
Progeria is a rare (prevalence of approximately one in four to eight million births) and very severe developmental disorder characterized by the early appearance of certain pathologies usually developed during physiological aging, such as atherosclerosis, insulin resistant type II diabetes, cataracts, osteoporosis and aging of the skin. Analysis of this pathology has shown that it results from abnormal expression of the LMNA gene associated with its abnormal splicing. Astonishingly, this same aberrant splicing of the LMNA gene has been found in healthy elderly subjects not carrying the mutation.

It could be shown that certain compounds acting on splicing are able to increase the use of the normal LMNA gene splicing site while that of the aberrant splicing site decreases. To test the effectiveness of the compounds described in example 2 in treating progeria, cells carrying a mutation of the LMNA gene causing its abnormal splicing were treated or not treated with various concentrations of said compounds. The effectiveness of said compounds is then measured by determining the level of expression of the abnormal isoform in the treated or untreated cells, with the effective compounds corresponding to those that lower the level of expression of said isoform.

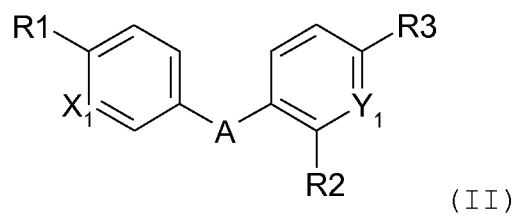
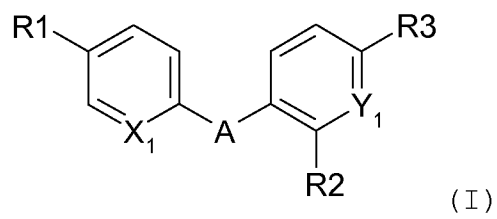
CLAIMS

1. A compound characterized in that it has one of the following formulas (I) to (XXI):

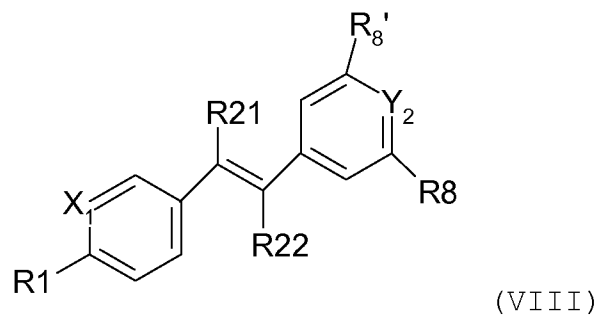
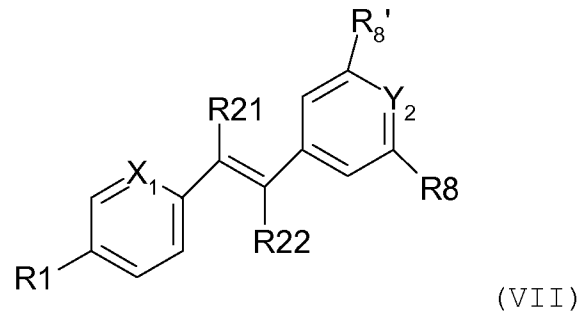
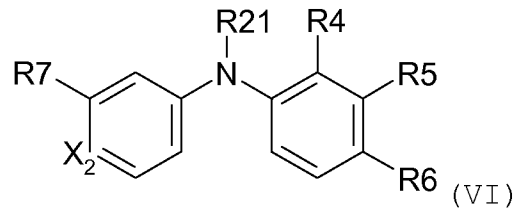
5



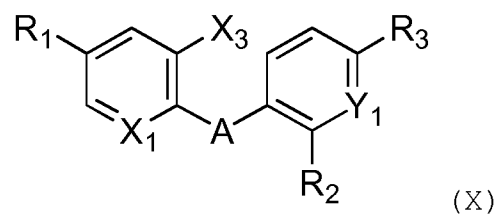
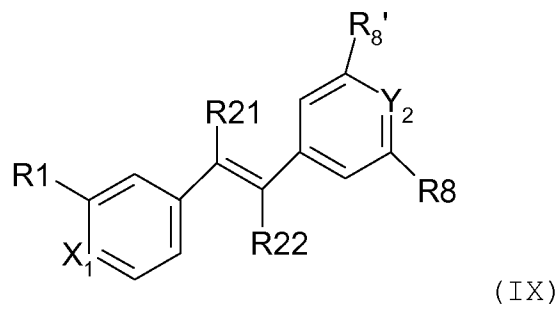
10



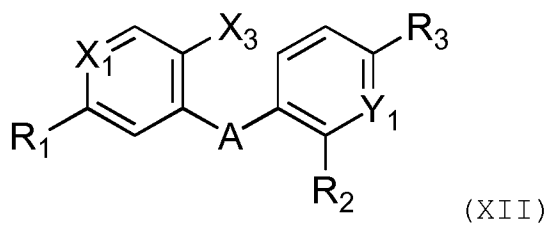
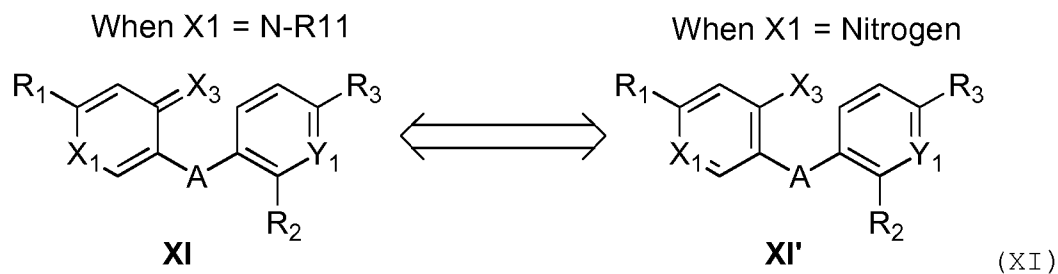
15



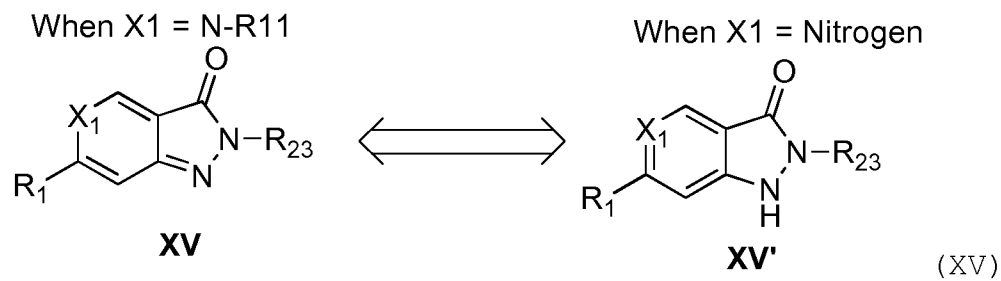
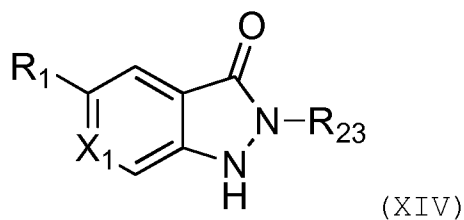
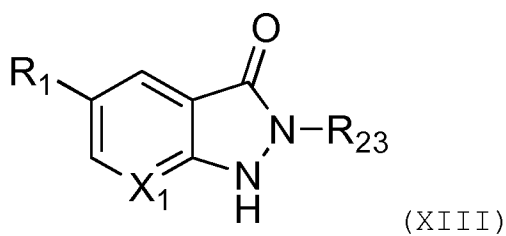
5



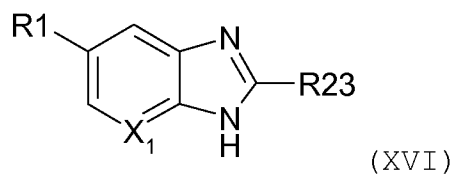
10

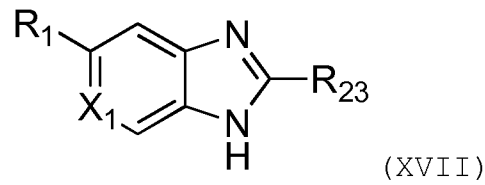


5



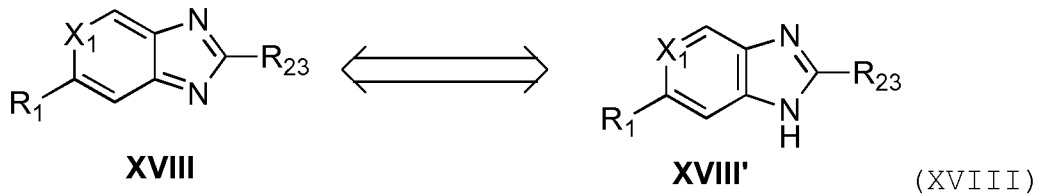
10



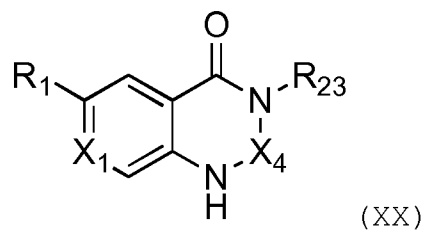
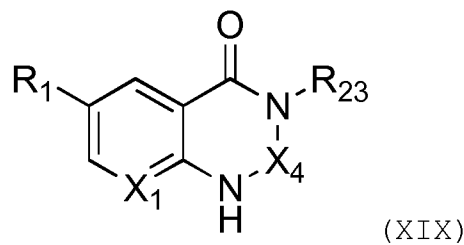


When X1 = N-R11

When X1 = Nitrogen

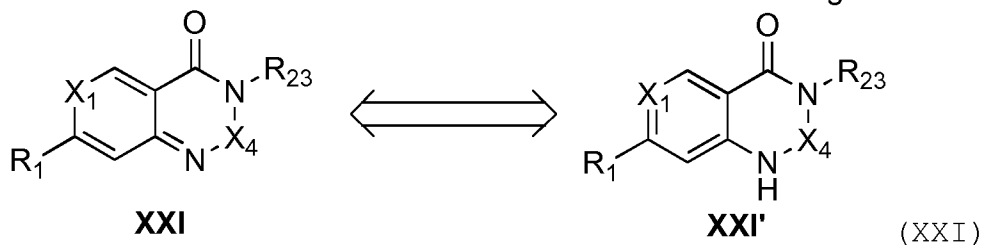


5



When X1 = N-R11

When X1 = Nitrogen



10

wherein,

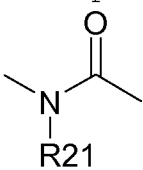
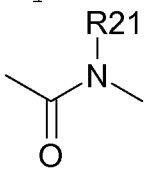
- X1 represents a nitrogen atom, a NR11 group or a CR10 group with R10 chosen among the group comprising a hydrogen atom or an NR11R12 or OR11

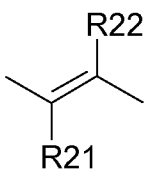
15

group with R11 and R12 representing independently of the other a hydrogen atom, a C1 to C3 alkyl group, preferably a methyl or trifluoromethyl group;

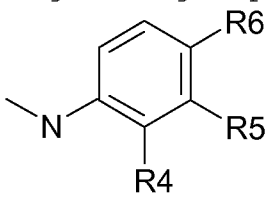
5 with X1 corresponds to NR11 in compounds with formulas XI, XV, XVIII and XXI, and to the chemically distinct isomeric forms XI', XV', XVIII' and XXI' when X1 corresponds to a nitrogen atom ;

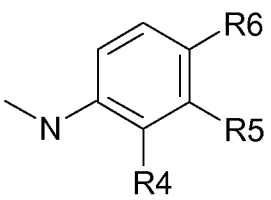
10 • R1 represents a hydrogen atom, an NR11R12 or OR12 group with R11 and R12 as defined above, with X1 representing a CH group when R1 represents an NR11R12 or OR12 group, preferably R1 represents an OR12 group and more specifically an OCH₃ group;

15 • A represents a  or  amide group

or a  alcene group;

• Y1 represents a nitrogen atom or a CR13 group with R13 chosen among the group comprising a hydrogen

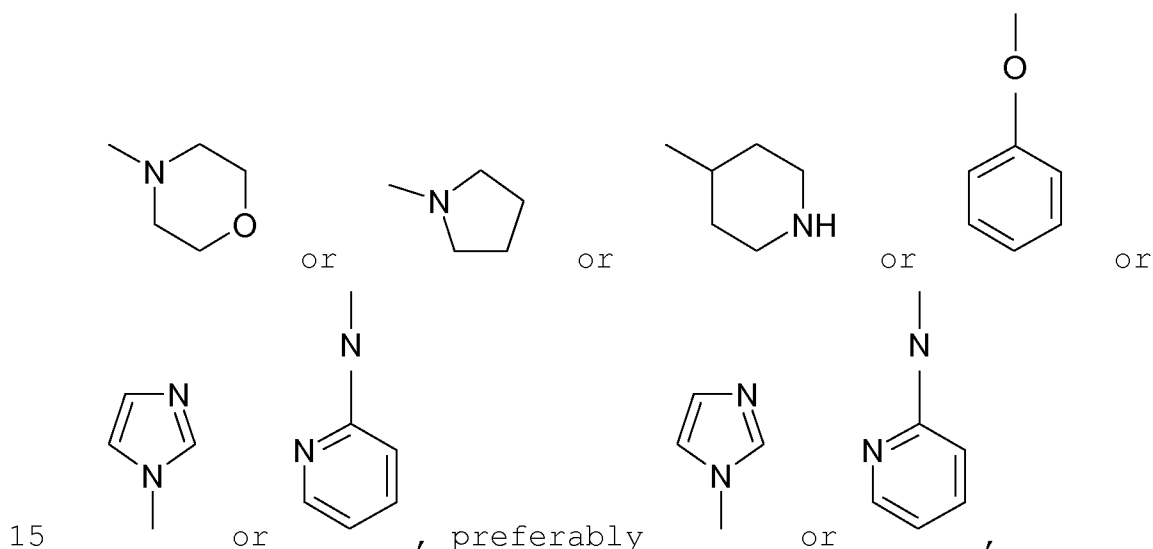
atom or a  group, preferably a

20  group;

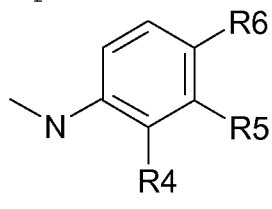
• R2 represents a hydrogen, halogen or oxygen atom, in order to form a carbonyl group, or C1 to C3 alkyl group, preferably a methyl or

trifluoromethyl group, an NR₁₄R₁₅ group, an SO₂R₁₄R₁₅ group or a C(=O)NR₁₄R₁₅ group with R₁₄ and R₁₅ representing independently of the other:

- a hydrogen atom, or
- 5 • a linear or branched C₁ to C₁₀ alkyl group, preferably C₁ to C₆ alkyl group, and most preferably C₁ to C₃ alkyl group, wherein one or more carbon atoms can be substituted by a nitrogen atom, said alkyl group optionally
- 10 being substituted by one or more -OH and/or =O groups and/or by a group, substituted or unsubstituted, such as:

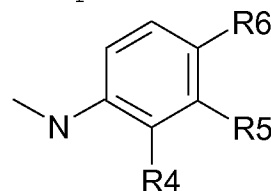


with R₂ representing a hydrogen atom when Y₁ represents a CR₁₃ group with R₁₃ representing a



- 20 • R₃ represents a hydrogen atom or an oxygen atom, in order to form a carbonyl group, or a C₁ to C₃ alkyl group, preferably a methyl or

trifluoromethyl group, or an NR₁₄R₁₅ group, an SO₂R₁₄R₁₅ or C(=O)NR₁₄R₁₅ group as defined above with R₃ representing a hydrogen atom when R₂ represents a halogen atom, an NR₁₄R₁₅, SO₂R₁₄R₁₅ or C(=O)NR₁₄R₁₅ group and when Y₁ represents a



CR₁₃ group with R₁₃ representing a group;

- X₂ represents a nitrogen atom or a CR₁₆ group with R₁₆ chosen among the group comprising a hydrogen

atom or a

, or

group;

- R₄ represents a hydrogen atom or a C₁ to C₃ alkyl group (preferably a methyl group) or a C(=O)NR₁₄R₁₅ group with R₄ representing a hydrogen atom or a C₁ to C₃ alkyl group when R₅ or R₆ is different than a hydrogen atom;

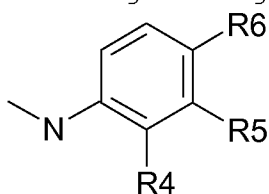
- R₅ represents a hydrogen atom, a C(=O)NR₁₄R₁₅ group or a
-
- group with R₅ representing a hydrogen atom, when R₄ or R₆ is different than a hydrogen atom;

- R₆ represents a hydrogen atom, or a C(=O)NR₁₄R₁₅ group or a
-
- group, preferably R₆ represents a C(=O)NR₁₄R₁₅ group, and with R₆ representing a hydrogen atom when R₅ is different

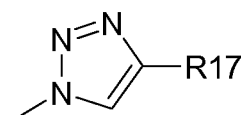
than a hydrogen atom or when R4 is different than a hydrogen atom or a C1 to C3 alkyl group;

- R7 represents a hydrogen atom, an NR11R12 or OR12 group with R11 and R12 as defined above, preferably R7 represents a hydrogen atom, and with X2 representing a CH group when R7 represents an NR11R12 or OR12 group;

- Y2 represents a nitrogen atom or a CR11 group with R11 chosen among the group comprising a hydrogen



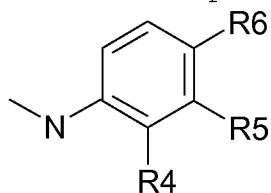
atom, a group or a group where R17 represents:



- a hydrogen atom, or
- a linear or branched C1 to C3 alkyl group, wherein one or more carbon atoms can be substituted by a nitrogen atom, said alkyl group optionally being substituted by one or more -OH and/or =O groups;

with Y2 representing a nitrogen atom or a CR11 group with R11 being a hydrogen atom, when R8 or R8' is different than a nitrogen atom or a CH group and when R8' is different than a hydrogen or halogen atom

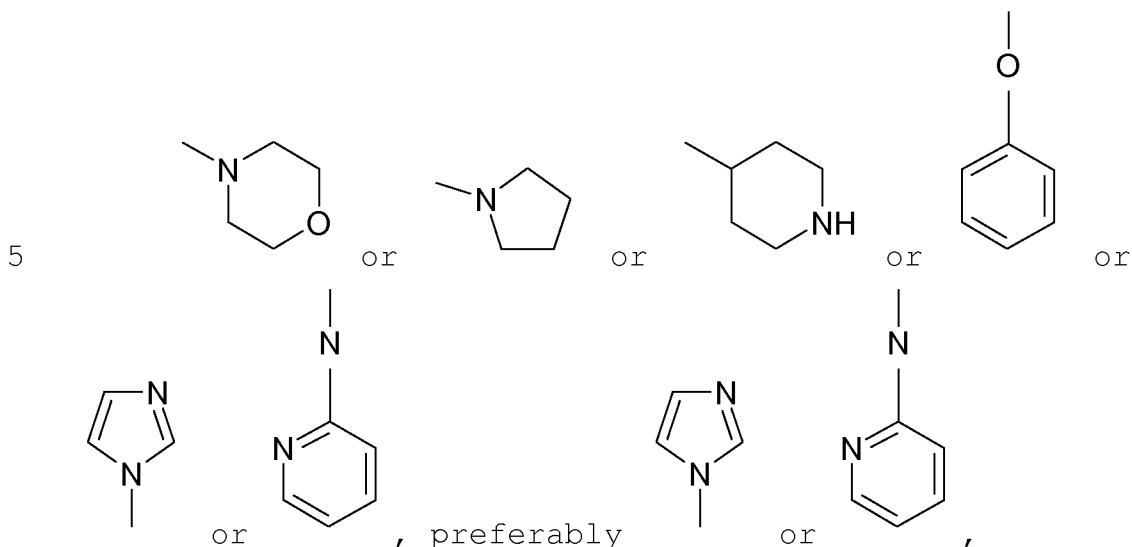
- R8 and R8' represents a hydrogen or halogen atom,



a or a C(=O)NR18R19 group with R18 and R19 representing independently of the other:

- a hydrogen atom, or
- a linear or branched C1 to C3 alkyl group, wherein one or more carbon atoms can be substituted by a nitrogen atom, said alkyl

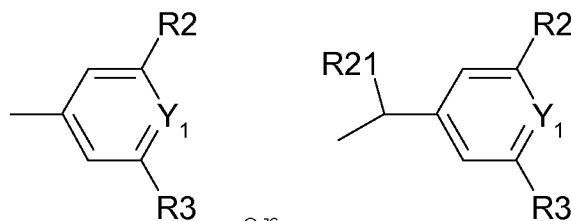
group optionally being substituted by one or more -OH and/or =O groups and/or by a group, substituted or unsubstituted, such as:



10 with R8 representing a hydrogen or halogen atom, when Y2 is different than a nitrogen atom or a CH group and when R8' is different than a hydrogen or halogen atom; and

15 with R8' representing a hydrogen or halogen atom, when Y2 is different than a nitrogen atom or a CH group and when R8 is different than a hydrogen or halogen atom;

- X3 represents an oxygen atom, an NOR₂₀ or NNHR₂₀ group with R₂₀ representing a hydrogen atom or a C1 to C6 alkyl group;
- X4 represents a CH₂ or CO group;
- 20 • R₂₁ and R₂₂ represent independently of the other a hydrogen atom or a methyl group, preferably a hydrogen atom;



- R23 represents a group;

pharmaceutically acceptable salts of said compounds, isomers thereof and/or mixtures of same.

5

2. The compound of claim 1, characterized in that it has formula (V).

3. The compound of claim 2, characterized in that said compound is selected among the group comprising:

- N-(3-Dimethylamino-propyl)-3-(pyridin-3-ylamino)-benzamide;
- 3-Methyl-N-(3-methyl-butyl)-4-(pyridin-3-ylamino)-benzamide;
- N-(3-Methyl-butyl)-4-(pyridin-3-ylamino)-benzamide;
- (N-Diethylamino)-{1-[4-(pyridin-3-ylamino)-phenyl]-1H-1,2,3-triazol-4-yl}-methylamine;
- N-(3-Imidazol-1-yl-propyl)-2-(pyridin-3-ylamino)-benzamide;
- N-(2-Dimethylamino-ethyl)-4-(pyridin-3-ylamino)-benzamide;
- N-(3-Diethylamino-propyl)-3-[3-(3-methoxybenzamido)-phenylamino]-benzamide;
- 3-(1-{3-[3-methoxybenzamido)-phenylamino]-phenyl}-1H-1,2,3-triazol-4-yl)-propan-1-ol;
- N-(3-Diethylamino-propyl)-3-methyl-4-[3-(3-methoxybenzamido)-phenylamino]-benzamide;
- N-(3-Methyl-butyl)-4-[3-(3-methoxybenzamido)-phenylamino]-benzamide;

- 3-(1-{4-[3-methoxybenzamido]-phenylamino}-phenyl)-1H-1,2,3-triazol-4-yl)-propan-1-ol;
- (N-diethylamino)-3-(1-{3-[3-methoxybenzamido]-phenylamino}-phenyl)-1H-1,2,3-triazol-4-yl)-methylamine;
- 5 • N-(3-Diethylamino-propyl)-3-methyl-4-(pyridin-3-ylamino)-benzamide;
- N-(3-Diethylamino-propyl)-3-[3-(3-methoxybenzamido)-phenylamino]-benzamide;
- 10 • N-(3-Methyl-butyl)-3-methyl-4-[3-(4-methoxybenzamido)-phenylamino]-benzamide;
- (N-Diethylamino)-3-(1-{3-[4(4-methoxybenzamido)-phenylamino]-phenyl}-1H-1,2,3-triazol-4-yl)-methylamine;
- 15 • 4-Methyl-N-(3-methyl-butyl)-3-[3-((E)-2-pyridin-4-yl-vinyl)-phenylamino]-benzamide;
- N-(3-Diethylamino-propyl)-3-[3-((E)-2-pyridin-4-yl-vinyl)-phenylamino]-benzamide;
- N-(3-Methyl-butyl)-3-[3-((E)-2-pyridin-4-yl-vinyl)-phenylamino]-benzamide;
- 20 • (N-diethylamino)-3-(1-{3-[3-((E)-2-Pyridin-4-yl-vinyl)-phenylamino]-phenyl}-1H-1,2,3-triazol-4-yl)-methylamine;
- 3-(1-{3-[3-((E)-2-Pyridin-4-yl-vinyl)-phenylamino]-phenyl}-1H-1,2,3-triazol-4-yl)-propan-1-ol;
- 25 • N-(2-Dimethylamino-ethyl)-4-(4-trifluoromethoxyphenylamino)-benzamide;
- N-(3-Diethylamino-propyl)-3-methyl-4-[3-((E)-2-pyridin-4-yl-vinyl)-phenylamino]-benzamide;
- 30 • N-(3-Methyl-butyl)-4-[3-((E)-2-pyridin-4-yl-vinyl)-phenylamino]-benzamide;
- N-(3-Dimethylamino-propyl)-4-(4-methoxyphenylamino)-benzamide;

- N-(2-Dimethylamino-ethyl)-2-(pyridin-3-ylamino)-benzamide;
- N-(3-Diethylamino-propyl)-2-(pyridin-3-ylamino)-benzamide;
- 5 • N-{3-[3-(3-Diethylamino-propylcarbamoyl)-phenylamino]-phenyl}-nicotinamide;
- N-(3-Diethylamino-propyl)-3-[3-(pyridoyl)-phenylamino]-benzamide;
- N-{3-[3-(3-Methyl-butylcarbamoyl)-phenylamino]-phenyl}-nicotinamide;
- 10 • N-{3-[3-(4-Diethylaminomethyl-[1,2,3]triazol-1-yl)-phenylamino]-phenyl}-nicotinamide;
- N-{3-[4-(3-Diethylamino-propylcarbamoyl)-phenylamino]-phenyl}-nicotinamide;
- 15 • N-(3-Dimethylamino propyl)-2-(4-methoxyphenylamino)-benzamide; and
- N-(3-Dimethylamino propyl)-2-(pyridin-3-ylamino)benzamide.

20 4. The compound of claim 3, characterized in that said compound is selected among the group comprising:

- N-(2-Dimethylamino-ethyl)-4-(4-trifluoromethoxyphenylamino)-benzamide;
- 25 • N-(2-Dimethylamino-ethyl)-4-(pyridin-3-ylamino)-benzamide;
- N-(3-Diethylamino-propyl)-3-methyl-4-[3-(3-methoxybenzamido)-phenylamino]-benzamide; and
- N-(3-Methyl-butyl)-4-[3-(3-methoxybenzamido)-phenylamino]-benzamide.
- 30

5. The compound of claim 1, characterized in that it has formula (IV).

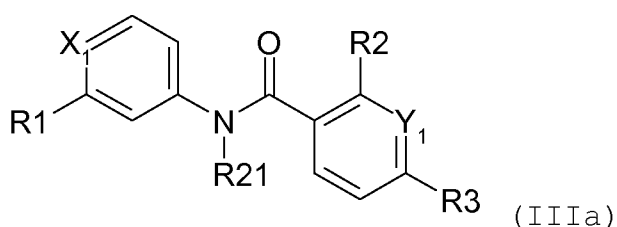
6. The compound of claim 5, characterized in that said compound is selected among the group comprising:

- 5 • N-(3-Dimethylamino-propyl)-3-(4-trifluoromethoxy-phenylamino)-benzamide;
- 4-(4-Methoxy-phenylamino)-3-methyl-N-(3-methyl-butyl)-benzamide;
- 3-Methyl-N-(3-methyl-butyl)-4-(4-trifluoromethoxy-phenylamino)-benzamide;
- 10 • N-(2-Dimethylamino-ethyl)-2-(4-trifluoromethoxy-phenylamino)-benzamide;
- N-(2-Diethylamino-ethyl)-2-(4-trifluoromethoxyphenylamino)-benzamide;
- N-(2-Diethylamino-propyl)-2-(4-trifluoromethoxy-phenylamino)-benzamide;
- 15 • (N-Diethylamino)-{1-[4-(4-Methoxy-phenylamino)-phenyl]-1H-1,2,3-triazol-4-yl}-methylamine;
- (N-Diethylamino)-{1-[4-(4-trifluoromethoxyphenylamino)-phenyl]-1H-1,2,3-triazol-4-yl}-methylamine;
- 20 • (N-Diethylamino)-{1-[4-(4-N-dimethylamino-phenylamino)-phenyl]-1H-1,2,3-triazol-4-yl}-methylamine;
- N-(3-Imidazol-1-yl-propyl)-2-(4-methoxy-phenylamino)-benzamide;
- 25 • N-(3-Imidazol-1-yl-propyl)-2-(4-trifluoromethoxy-phenylamino)-benzamide;
- 2-(4-Dimethylamino-phenylamino)-N-(3-imidazol-1-yl-propyl)-benzamide;
- 30 • N-(4-Diethylamino-1-methyl-butyl)-2-(4-dimethylaminophenylamino)-benzamide;
- N-(2-Dimethylamino-ethyl)-4-(4-trifluoromethoxy-phenylamino)-benzamide;
- N-(2-Dimethylamino-ethyl)-4-(4-dimethylamino-phenylamino)-benzamide;
- 35

- N-(2-Dimethylamino-ethyl)-4-(4-methoxy-phenylamino)-3-methyl-benzamide;
- N-(3-Diethylamino-propyl)-4-(4-methoxy-phenylamino)-benzamide;
- 5 • N-(3-Diethylamino-propyl)-4-(4-methoxy-phenylamino)-3-methyl-benzamide;
- N-(3-Diethylamino-propyl)-3-methyl-4-(4-trifluoromethoxy-phenylamino)-benzamide;
- N-(3-Diethylamino-propyl)-4-(4-dimethylamino-phenylamino)-3-methyl-benzamide;
- 10 • N-(2-Dimethylamino-ethyl)-3-methyl-4-(4-trifluoromethoxy-phenylamino)-benzamide;
- 3-{1-[4-(4-Methoxy-phenylamino)-phenyl]-1H-1,2,3-triazol-4-yl}-propan-1-ol;
- 15 • (N-diethylamino)-{1-[3-(4-Methoxy-phenylamino)-phenyl]-1H-1,2,3-triazol-4-yl}-methylamine;
- [4-(5-Chloro-1H-imidazol-2-yl)-2-methyl-phenyl]-4-methoxy-phenyl-amine;
- N-(2-Diethylamino-ethyl)-4-(4-methoxy-phenylamino)-benzamide;
- 20 • N-(2-Dimethylamino-ethyl)-2-(4-methoxy-phenylamino)-benzamide;
- 4-(4-Methoxy-phenylamino)-N-(3-methyl-butyl)-benzamide;
- 25 • N-(3-Imidazol-1-yl-propyl)-4-(4-trifluoromethoxy-phenylamino)-benzamide;
- [3-(4-Diethylaminomethyl-[1,2,3]triazol-1-yl)-phenyl]-4-(4-dimethylamino)-phenylamine;
- N-(2-Diethylamino-ethyl)-2-(4-methoxy-phenylamino)-benzamide;
- 30 • 3-{1-[3-(4-Trifluoromethoxy-phenylamino)-phenyl]-1H-[1,2,3]triazol-4-yl}-propan-1-ol; and
- 3-{1-[3-(4-Dimethylamino-phenylamino)-phenyl]-1H-[1,2,3]triazol-4-yl}-propan-1-ol.

7. The compound of claim 6, characterized in that said compound is selected among N-(2-Dimethylamino-ethyl)-4-(4-trifluoromethoxyphenylamino)-benzamide; [4-(5-Chloro-1H-imidazol-2-yl)-2-methyl-phenyl]-(4-methoxy-phenyl)-amine; and 4-(4-Methoxy-phenylamino)-N-(3-methyl-butyl)-benzamide.

8. The compound of claim 1, characterized in that it has following formula (IIIa):



10

9. The compound of claim 8, characterized in that said compound is selected among the group comprising:

- 15
- N-(4-pyridyl)-2-[6-(N'-(4-pyridylbenzamido)-phenylamino)-1-hydroxybutylamino]-benzamide;
 - 2-(3-Diethylamino-propylamino)-N-pyridin-4-yl-nicotinamide;
 - 2-(3-Imidazol-1-yl-propylamino)-N-pyridin-4-yl-nicotinamide;

20

 - N-(3-Diethylamino-propyl)-3-[3-(3-methoxybenzamido)-phenylamino]-benzamide;
 - 3-(1-{3-[3-methoxybenzamido)-phenylamino]-phenyl}-1H-1,2,3-triazol-4-yl)-propan-1-ol;

25

 - N-(3-Diethylamino-propyl)-3-methyl-4-[3-(3-methoxybenzamido)-phenylamino]-benzamide;
 - N-(3-Methyl-butyl)-4-[3-(3-methoxybenzamido)-phenylamino]-benzamide;
 - 3-(1-{4-[3-methoxybenzamido)-phenylamino]-phenyl}-1H-1,2,3-triazol-4-yl)-propan-1-ol;

30

- (N-diethylamino)-3-(1-{3-[3-methoxybenzamido]-phenylamino}-phenyl)-1H-1,2,3-triazol-4-yl)-methylamine;
- 3-(1-{4-[3-methoxybenzamido]-phenylamino}-phenyl)-1H-1,2,3-triazol-4-yl)-propan-1-ol;
- 5 • N-(3-Diethylamino-propyl)-4-[4-(3-methoxybenzamido)-phenylamino]-benzamide;
- N-(3-Diethylamino-propyl)-3-methyl-4-[4-(3-methoxybenzamido)-phenylamino]-benzamide;
- 10 • N-(3-methyl-butyl)-3-methyl-4-[4-(3-methoxybenzamido)-phenylamino]-benzamide;
- (N-Diethylamino)-3-(1-{4-[4-(3-methoxybenzamido)-phenylamino]-phenyl}-1H-1,2,3-triazol-4-yl)-methylamine;
- 15 • 3-(1-{4-[3-methoxybenzamido]-phenylamino}-phenyl)-1H-1,2,3-triazol-4-yl)-propan-1-ol;
- N-(3-Diethylamino-propyl)-3-[4-(3-methoxybenzamido)-phenylamino]-benzamide;
- N-(3-methyl-butyl)-3-[4-(3-methoxybenzamido)-phenylamino]-benzamide;
- 20 • 2-Chloro-N-(3-methoxy-phenyl)-nicotinamide;
- 2-(3-Dimethylamino-propylamino)-N-(3-methoxy-phenyl)-nicotinamide;
- 2-Bromo-N-pyridin-4-yl-benzamide;
- 25 • 2-Bromo-N-(3-methoxy-phenyl)-benzamide;
- 2-Chloro-N-pyridin-4-yl-nicotinamide;
- 2-(2-Dimethylamino-ethylamino)-N-(3-methoxy-phenyl)-nicotinamide;
- 2-(2-Diethylamino-ethylamino)-N-(3-methoxy-phenyl)-nicotinamide;
- 30 • 2-(3-Diethylamino-propylamino)-N-(3-methoxy-phenyl)-nicotinamide;
- 2-(4-Hydroxy-butylamino)-N-(3-methoxy-phenyl)-nicotinamide;

- 2-(5-Hydroxy-pentylamino)-N-(3-methoxy-phenyl)-nicotinamide;
- 2-(6-Amino-hexylamino)-N-(3-methoxy-phenyl)-nicotinamide;
- 5 • 2-(3-Imidazol-1-yl-propylamino)-N-(3-methoxy-phenyl)-nicotinamide;
- 2-(2-Dimethylamino-ethylamino)-N-(3-methoxy-phenyl)-benzamide;
- 2-(2-Diethylamino-ethylamino)-N-(3-methoxy-phenyl)-benzamide;
- 10 • 2-(4-Hydroxy-butylamino)-N-(3-methoxy-phenyl)-benzamide;
- 2-(4-Diethylamino-1-methyl-butylamino)-N-(3-methoxy-phenyl)-benzamide;
- 15 • 2-(2-Diethylamino-ethylamino)-N-pyridin-4-yl-benzamide;
- 2-(2-Diethylamino-ethylamino)-N-pyridin-4-yl-benzamide;
- 2-(3-Diethylamino-propylamino)-N-pyridin-4-yl-benzamide;
- 20 • 2-(3-Imidazol-1-yl-propylamino)-N-pyridin-4-yl-benzamide;
- 2-(2-Diethylamino-ethylamino)-N-pyridin-4-yl-nicotinamide ; and
- 25 • 2-(3-Dimethylamino-propylamino)-N-pyridin-4-yl-nicotinamide.

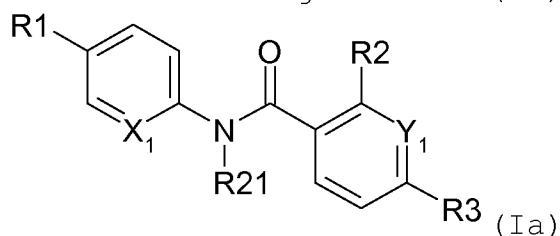
10. The compound of claim 9, characterized in that said compound is selected among:

- 30 • N-(3-Diethylamino-propyl)-3-methyl-4-[3-(3-methoxybenzamido)-phenylamino]-benzamide;
- N-(3-Methyl-butyl)-4-[3-(3-methoxybenzamido)-phenylamino]-benzamide;
- 2-Bromo-N-(3-methoxy-phenyl)-benzamide;

- 2-(6-Amino-hexylamino)-N-(3-methoxy-phenyl)-nicotinamide; and
2-(3-Imidazol-1-yl-propylamino)-N-(3-methoxy-phenyl)-nicotinamide.

5

11. The compound of claim 1, characterized in that it has following formula (Ia):



10 12. The compound of claim 11, characterized in that said compound is selected among the group comprising:

- N-(4-Methoxy-phenyl)-2-[6-(N'-(4-Methoxy-phenyl)nicotinamido)-pyridin-2-ylamino)-hexylamino]-nicotinamide;
- 2-(2-Dimethylamino-ethylamino)-N-(4-trifluoromethoxy-phenyl)-nicotinamide;
- 2-(3-Dimethylamino-propylamino)-N-(4-trifluoromethoxy-phenyl)-nicotinamide;
- 2-(3-Diethylamino-propylamino)-N-(4-trifluoromethoxy-phenyl)-nicotinamide;
- 2-(4-Hydroxy-butylamino)-N-(4-trifluoromethoxy-phenyl)-nicotinamide;
- N-(4-Trifluoromethoxy-phenyl)-2-[6-(N'-(4-Trifluoromethoxy-phenyl)nicotinamido)-pyridin-2-ylamino)-hexylamino]-nicotinamide;
- N-(3-Diethylamino-propyl)-3-[3-(3-methoxybenzamido)-phenylamino]-benzamide;
- N-(3-Methyl-butyl)-3-methyl-4-[3-(4-methoxybenzamido)-phenylamino]-benzamide;

30

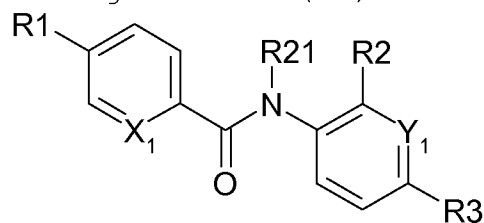
- (N-Diethylamino)-3-(1-{3-[4(4-methoxybenzamido)-phenylamino]-phenyl}-1H-1,2,3-triazol-4-yl)-methylamine;
- 2-Bromo-N-(4-dimethylamino-phenyl)-benzamide;
- 5 • 2-Chloro-N-(4-dimethylamino-phenyl)-nicotinamide;
- 2-(2-Dimethylamino-ethylamino)-N-(4-methoxy-phenyl)-nicotinamide ;
- 2-(2-Dimethylamino-ethylamino)-N-(4-methoxy-phenyl)-benzamide;
- 10 • 2-(3-Diethylamino-ethylamino)-N-(4-methoxy-phenyl)-benzamide;
- 2-(3-Dimethylamino-propylamino)-N-(4-methoxy-phenyl)-benzamide;
- 2-(4-Hydroxy-butylamino)-N-(4-methoxy-phenyl)-benzamide;
- 15 • 2-(3-Imidazol-1-yl-propylamino)-N-(4-methoxy-phenyl)-benzamide;
- 2-Chloro-N-(4-trifluoromethoxy-phenyl)-nicotinamide;
- 20 • 2-Bromo-N-(4-trifluoromethoxy-phenyl)-benzamide;
- 2-(3-Imidazol-1-yl-propylamino)-N-(4-trifluoromethoxy-phenyl)-nicotinamide;
- 2-(2-Diethylamino-ethylamino)-N-(4-trifluoromethoxy-phenyl)-benzamide;
- 25 • 2-(3-Dimethylamino-propylamino)-N-(4-trifluoromethoxy-phenyl)-benzamide;
- 2-(3-Diethylamino-propylamino)-N-(4-trifluoromethoxy-phenyl)-benzamide;
- 2-(4-Hydroxy-butylamino)-N-(4-trifluoromethoxy-phenyl)-benzamide;
- 30 • 2-(6-Amino-hexylamino)-N-(4-trifluoromethoxy-phenyl)-benzamide;
- 2-(3-Imidazol-1-yl-propylamino)-N-(4-trifluoromethoxy-phenyl)-benzamide; and

- 2-(4-Diethylamino-1-methyl-butylamino)-N-(4-trifluoromethoxy-phenyl)-benzamide.

13. The compound of claim 12, characterized in that said compound is selected among:

- 2-(2-Dimethylamino-ethylamino)-N-(4-methoxy-phenyl)-nicotinamide ;
- 2-(2-Dimethylamino-ethylamino)-N-(4-methoxy-phenyl)-benzamide; and
- 2-(3-Imidazol-1-yl-propylamino)-N-(4-trifluoromethoxy-phenyl)-benzamide.

14. The compound of claim 1, characterized in that it has following formula (Ib):



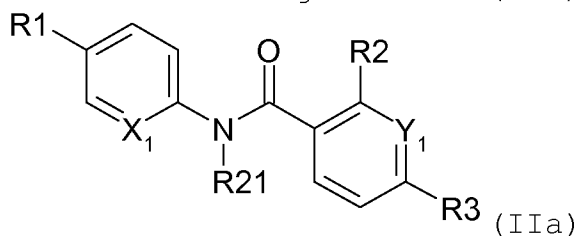
(Ib)

15. The compound of claim 14, characterized in that said compound is selected among the group comprising:

- 4-Benzoylamino-N-(2-diethylamino-ethyl)-benzamide;
- N-(3-Methyl-butyl)-3-[3-(4-methoxy-benzoylamino)-phenylamino]-benzamide;
- N-{3-[3-(4-Diethylaminomethyl-[1,2,3]triazol-1-yl)-phenylamino]-phenyl}-4-methoxy-benzamide;
- N-(3-{4-[4-(3-Hydroxy-propyl)-[1,2,3]triazol-1-yl]-phenylamino}-phenyl)-4-methoxy-benzamide; and
- N-(3-Methyl-butyl)-4-[3-(4-methoxybenzamido)-phenylamino]-benzamide.

16. The compound of claim 15, characterized in that said compound is N-(3-Methyl-butyl)-3-[3-(4-methoxy-benzoylamino)-phenylamino]- benzamide or N-(3-{4-[4-(3-Hydroxy-propyl)-[1,2,3]triazol-1-yl]-phenylamino}-phenyl)-4-methoxy-benzamide.

17. The compound of claim 1, characterized in that it has following formula (IIa):



10

18. The compound of claim 17, characterized in that said compound is selected among the group comprising:

- 2-(3-Dimethylamino-propylamino)-N-pyridin-3-yl-benzamide;
- 2-(3-Imidazol-1-yl-propylamino)-N-pyridin-3-yl-benzamide;
- 2-(2-Dimethylamino-ethylamino)-N-pyridin-3-yl-nicotinamide;
- 2-(2-Diethylamino-ethylamino)-N-pyridin-3-yl-nicotinamide;
- 2-(3-Dimethylamino-propylamino)-N-pyridin-3-yl-nicotinamide;
- 2-(3-Diethylamino-propylamino)-N-pyridin-3-yl-nicotinamide;
- 2-(3-Imidazol-1-yl-propylamino)-N-pyridin-3-yl-nicotinamide;
- 2-Bromo-N-pyridin-3-yl-benzamide ;
- 2-Bromo-N-(4-methoxy-phenyl)-benzamide ;
- 2-Chloro-N-(4-methoxy-phenyl)-nicotinamide ;
- 2-Chloro-N-pyridin-3-yl-nicotinamide ; and

30

- 2-(3-Diethylamino-propylamino)-N-pyridin-3-yl-benzamide.

19. The compound of claim 18, characterized in
5 that said compound is 2-Bromo-N-(4-methoxy-phenyl)-
benzamide or 2-Chloro-N-(4-methoxy-phenyl)-
nicotinamide.

20. The compound of claim 1, characterized in
10 that it has formula (VI).

21. The compound of claim 20, characterized in
that said compound is selected among the group
comprising:

- 15 • N-(2-Dimethylamino-ethyl)-2-(pyridin-4-ylamino)-
benzamide;
- N-(3-Dimethylamino-propyl)-3-(3-methoxy-
phenylamino)-benzamide;
- N-(3-Dimethylamino-propyl)-3-(4-methoxy-
20 phenylamino)-benzamide;
- 4-(3-Methoxy-phenylamino)-3-methyl-N-(3-methyl-
butyl)-benzamide;
- 3-Methyl-N-(3-methyl-butyl)-4-(pyridin-4-ylamino)-
benzamide;
- 25 • N-(3-Methyl-butyl)-4-(pyridin-4-ylamino)-
benzamide;
- (N-Diethylamino)-{1-[4-(3-Methoxy-phenylamino)-
phenyl]-1H-1,2,3-triazol-4-yl}-methylamine;
- N-(2-Dimethylamino-ethyl)-3-(3-methoxy-
30 phenylamino)-benzamide;
- N-(3-Imidazol-1-yl-propyl)-2-(3-methoxy-
phenylamino)-benzamide;
- N-(2-Dimethylamino-ethyl)-4-(3-methoxy-
phenylamino)-benzamide;

- N-(3-Diethylamino-propyl)-4-(3-methoxy-phenylamino)-3-methyl-benzamide;
- 3-{1-[4-(3-Methoxy-phenylamino)-phenyl]-1H-1,2,3-triazol-4-yl}-propan-1-ol;
- 5 • N-(3-Diethylamino-propyl)-3-[4-((E)-2-pyridin-4-yl-vinyl)-phenylamino]-benzamide;
- N-(3-Methyl-butyl)-3-[4-((E)-2-pyridin-4-yl-vinyl)-phenylamino]-benzamide;
- (N-Diethylamino)-3-(1-{3-[4-((E)-2-Pyridin-4-yl-vinyl)-phenylamino]-phenyl}-1H-1,2,3-triazol-4-yl)-methylamine;
- 10 • 3-(1-{3-[4-((E)-2-Pyridin-4-yl-vinyl)-phenylamino]-phenyl}-1H-1,2,3-triazol-4-yl)-propan-1-ol;
- 15 • N-(3-Diethylamino-propyl)-3-methyl-4-[4-((E)-2-pyridin-4-yl-vinyl)-phenylamino]-benzamide;
- 3-Methyl-N-(3-methyl-butyl)-4-[4-((E)-2-pyridin-4-yl-vinyl)-phenylamino]-benzamide;
- 3-(1-{4-[4-((E)-2-Pyridin-4-yl-vinyl)-phenylamino]-phenyl}-1H-1,2,3-triazol-4-yl)-propan-1-ol;
- 20 • 3-(1-{4-[3-methoxybenzamido]-phenylamino]-phenyl}-1H-1,2,3-triazol-4-yl)-propan-1-ol;
- N-(3-Diethylamino-propyl)-4-[4-(3-methoxybenzamido)-phenylamino]-benzamide;
- 25 • N-(3-Diethylamino-propyl)-3-methyl-4-[4-(3-methoxybenzamido)-phenylamino]-benzamide;
- N-(3-methyl-butyl)-3-methyl-4-[4-(3-methoxybenzamido)-phenylamino]-benzamide;
- 30 • (N-Diethylamino)-3-(1-{4-[4-(3-methoxybenzamido)-phenylamino]-phenyl}-1H-1,2,3-triazol-4-yl)-methylamine;
- 3-(1-{4-[3-methoxybenzamido]-phenylamino]-phenyl}-1H-1,2,3-triazol-4-yl)-propan-1-ol;

- N-(3-Diethylamino-propyl)-3-[4-(3-methoxybenzamido)-phenylamino]-benzamide;
- N-(3-methyl-butyl)-3-[4-(3-methoxybenzamido)-phenylamino]-benzamide;
- 5 • 4-(3-Methoxy-phenylamino)-N-(3-methyl-butyl)-benzamide;
- [3-(4-Diethylaminomethyl-[1,2,3]triazol-1-yl)-phenyl]-(3-methoxy)-phenylamine;
- N-(3-Diethylamino-propyl)-3-[4-(4-methoxy-benzoylamino)-phenylamino]-3-methyl-benzamide;
- 10 • N-(3-Methyl-butyl)-3-[4-(4-methoxy-benzoylamino)-phenylamino]-benzamide;
- (N-Diethylamino)-3-(1-{4-[(4-methoxybenzamido)-phenylamino]-phenyl}-1H-1,2,3-triazol-4-yl)-methylamine;
- 15 • 3-(1-{4-[(4-methoxybenzamido)-phenylamino]-phenyl}-1H-1,2,3-triazol-4-yl)-propan-1-ol;
- N-(3-Diethylamino-propyl)-4-[4-(4-methoxy-benzoylamino)-phenylamino]-3-methyl-benzamide;
- 20 • N-(3-Methyl-butyl)-4-[4-(4-methoxy-benzoylamino)-phenylamino]-benzamide; and
- N-{4-[3-(3-Methyl-butylcarbamoyl)-phenylamino]-phenyl}-nicotinamide.

25 22. The compound of claim 21, characterized in that said compound is selected among the group comprising:

- N-(3-Diethylamino-propyl)-3-[4-(4-methoxy-benzoylamino)-phenylamino]-3-methyl-benzamide;
- 30 • N-(3-Methyl-butyl)-3-[4-(4-methoxy-benzoylamino)-phenylamino]-benzamide;
- 3-(1-{4-[(4-methoxybenzamido)-phenylamino]-phenyl}-1H-1,2,3-triazol-4-yl)-propan-1-ol;
- N-(3-Diethylamino-propyl)-4-[4-(4-methoxy-benzoylamino)-phenylamino]-3-methyl-benzamide; and
- 35

- N-(3-Methyl-butyl)-4-[4-(4-methoxy-benzoylamino)-phenylamino]-benzamide.

23. The compound of claim 1, characterized in
5 that it has formula (VII).

24. The compound of claim 23, characterized in
that said compound is selected among the group
comprising:

- 10 • N-(4-Hydroxy-butyl)-3-((E)-2-pyridin-2-yl-vinyl)-benzamide;
- 2-(1-{4-[(E)-2-(4-Methoxy-phenyl)-vinyl]-phenyl}-1H-1,2,3-triazol-4-yl)-propan-2-ol;
- N-(4-Hydroxy-butyl)-3-[2-(4-methoxy-phenyl)-
15 vinyl]-benzamide;
- N-(3-Diethylamino-propyl)-3-[4-((E)-2-pyridin-2-yl-vinyl)-phenylamino]-benzamide;
- N-(3-Methyl-butyl)-3-[4-((E)-2-pyridin-2-yl-vinyl)-phenylamino]-benzamide;
- 20 • N-(3-Diethylamino-propyl)-4-[4-((E)-2-pyridin-2-yl-vinyl)-phenylamino]-benzamide;
- N-(3-Methyl-butyl)-4-[4-((E)-2-pyridin-2-yl-vinyl)-phenylamino]-benzamide; and
- 3-(1-{3-[4-((E)-2-Pyridin-2-ylvinyl)-phenylamino]-phenyl}-1H-1,2,3-triazol-4-yl)-propan-1-ol.
25

25. The compound of claim 24, characterized in
that said compound is N-(3-Methyl-butyl)-4-[4-((E)-2-
pyridin-2-yl-vinyl)-phenylamino]-benzamide.

30

26. The compound of claim 1, characterized in
that it has formula (IX).

27. The compound of claim 26, characterized in that said compound is selected among the group comprising:

- 5 • N-(3-Diethylamino-propyl)-3-[4-((E)-2-pyridin-4-yl-vinyl)-phenylamino]-benzamide;
- N-(3-Methyl-butyl)-3-[4-((E)-2-pyridin-4-yl-vinyl)-phenylamino]-benzamide;
- (N-Diethylamino)-3-(1-{3-[4-((E)-2-Pyridin-4-yl-vinyl)-phenylamino]-phenyl}-1H-1,2,3-triazol-4-yl)-methylamine;
- 10 • 3-(1-{3-[4-((E)-2-Pyridin-4-yl-vinyl)-phenylamino]-phenyl}-1H-1,2,3-triazol-4-yl)-propan-1-ol;
- N-(3-Diethylamino-propyl)-3-methyl-4-[4-((E)-2-pyridin-4-yl-vinyl)-phenylamino]-benzamide;
- 15 • 3-Methyl-N-(3-methyl-butyl)-4-[4-((E)-2-pyridin-4-yl-vinyl)-phenylamino]-benzamide;
- 3-(1-{4-[4-((E)-2-Pyridin-4-yl-vinyl)-phenylamino]-phenyl}-1H-1,2,3-triazol-4-yl)-propan-1-ol;
- 20 • 4-Methyl-N-(3-methyl-butyl)-3-[3-((E)-2-pyridin-4-yl-vinyl)-phenylamino]-benzamide;
- N-(3-Diethylamino-propyl)-3-[3-((E)-2-pyridin-4-yl-vinyl)-phenylamino]-benzamide;
- 25 • N-(3-Methyl-butyl)-3-[3-((E)-2-pyridin-4-yl-vinyl)-phenylamino]-benzamide;
- (N-diethylamino)-3-(1-{3-[3-((E)-2-Pyridin-4-yl-vinyl)-phenylamino]-phenyl}-1H-1,2,3-triazol-4-yl)-methylamine;
- 30 • 3-(1-{3-[3-((E)-2-Pyridin-4-yl-vinyl)-phenylamino]-phenyl}-1H-1,2,3-triazol-4-yl)-propan-1-ol;
- N-(3-Diethylamino-propyl)-3-methyl-4-[3-((E)-2-pyridin-4-yl-vinyl)-phenylamino]-benzamide;

- N-(3-Methyl-butyl)-4-[3-((E)-2-pyridin-4-yl-vinyl)-phenylamino]-benzamide;
- N-(3-Diethylamino-propyl)-3-[3-((E)-(4-methoxy-styryl)-phenylamino)-benzamide;
- 5 • N-(3-Methyl-butyl)-3-[3-((E)-(4-methoxy-styryl)-phenylamino)-benzamide;
- N-(3-Diethylamino-propyl)-3-methyl-4-[3-((E)-(4-methoxy-styryl)-phenylamino)-benzamide;
- N-(3-Methyl-butyl)-3-methyl-4-[3-((E)-(4-methoxy-styryl)-phenylamino)-benzamide;
- 10 • N-(3-Methyl-butyl)-4-[3-((E)-(4-methoxy-styryl)-phenylamino)-benzamide;
- N-(3-Diethylamino-propyl)-3-[3-((E)-2-pyridin-2-yl-vinyl)-phenylamino]-benzamide;
- 15 • N-(3-Methyl-butyl)-3-[3-((E)-2-pyridin-2-yl-vinyl)-phenylamino]-benzamide;
- 3-(1-{3-[4-((E)-2-Pyridin-4-ylvinyl)-phenylamino]-phenyl}-1H-1,2,3-triazol-4-yl)-propan-1-ol;
- N-(3-Diethylamino-propyl)-4-[3-((E)-2-pyridin-2-yl-vinyl)-phenylamino]-benzamide;
- 20 • N-(3-Methyl-butyl)-3-methyl-4-[3-((E)-2-pyridin-2-yl-vinyl)-phenylamino]-benzamide; and
- 3-(1-{3-[3-((E)-2-Pyridin-2-ylvinyl)-phenylamino]-phenyl}-1H-1,2,3-triazol-4-yl)-propan-1-ol.

25

28 A pharmaceutical composition, characterized in that it comprises at least one compound of any of claims 1 to 27 and, optionally, a pharmaceutically acceptable support.

30

29. The use of at least one compound of any of claims 1 to 27 in preparing a drug to treat, in a subject, a disease related to the process of splicing pre-messenger RNAs in the cell.

35

30. The use of claim 29, characterized in that said disease is a genetic disease resulting from the alteration of splicing processes, said disease being selected among the group comprising Frasier syndrome, frontotemporal dementia related to chromosome 17 (a form of Parkinson's), Leigh syndrome (a type of encephalopathy), atypical cystic fibrosis, certain neuropathologies including most notably Alzheimer's related to a mutation of the Tau protein, amyotrophy which affects the SMN (survival motor neuron) gene, depression related to dysregulation of serotonin splicing, and certain metastatic cancers in which the overall splicing process is affected (most notably in epithelial cancer including breast cancer, colon cancer, pancreas cancer, liver cancer, prostate cancer, uterus cancer and certain lymphomas).

31. The use of claim 30, characterized in that said disease is a cancer, which cancer is selected in the group comprising breast cancer, colon cancer, pancreas cancer, liver cancer, prostate cancer, and uterus cancer.

32. The use of claim 29, characterized in that said disease appears with aging, said disease being selected among the group comprising atherosclerosis, insulin resistant type II diabetes, cataracts, osteoporosis and aging of the skin.

33. The use of claim 29, characterized in that said disease is a disease of viral origin, preferably AIDS.

34. The use of at least one compound of any of claims 1 to 27 in preparing a drug to treat, in a subject, a disease associated with gene mutations, which disease can be treated can exon skipping, such as
5 Duchenne muscular dystrophy (DMD).

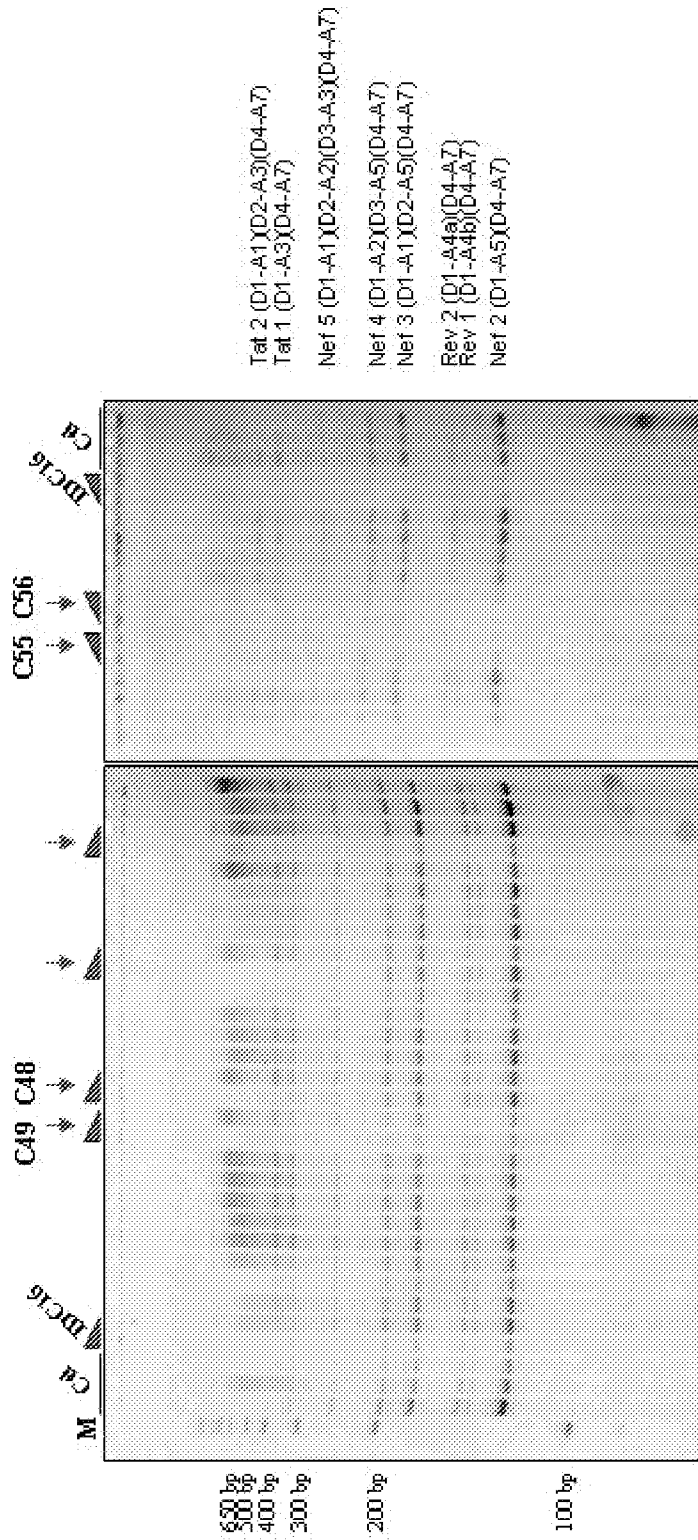


Figure 1

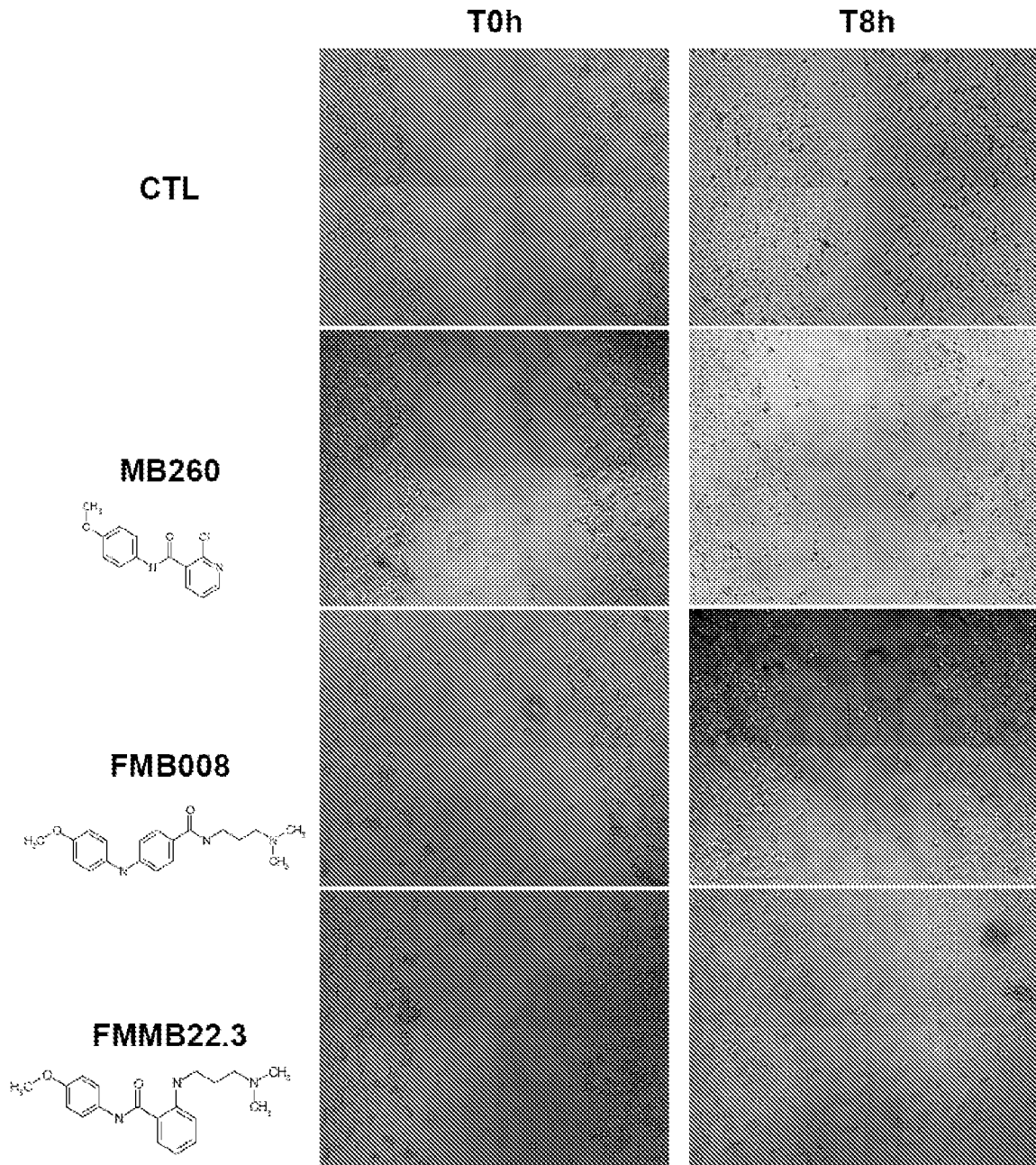


Figure 2