

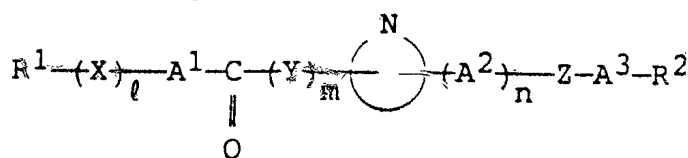


AU9476657

**(12) PATENT ABRIDGMENT (11) Document No. AU-B-76657/94**  
**(19) AUSTRALIAN PATENT OFFICE (10) Acceptance No. 684547**

- (54) Title  
**N-(3-PIPERIDINYLCARBONYL)-BETA-ALANINE DERIVATIVES AS PAF ANTAGONISTS**
- International Patent Classification(s)  
 (51)<sup>6</sup> C07D 211/60 C07D 211/32 C07D 211/34 C07D 211/56  
 C07D 211/62 C07D 211/70 C07D 401/06 C07D 401/14  
 C07D 405/14 C07D 413/06 C07K 005/06 A61K 031/445
- (21) Application No. : 76657/94 (22) Application Date : 21.09.94
- (87) PCT Publication Number : WO95/08536
- (30) Priority Data
- (31) Number (32) Date (33) Country  
 9319561 22.09.93 GB UNITED KINGDOM  
 9413936 11.07.94 GB UNITED KINGDOM
- (43) Publication Date : 10.04.95
- (44) Publication Date of Accepted Application : 18.12.97
- (71) Applicant(s)  
 FUJISAWA PHARMACEUTICAL CO., LTD.
- (72) Inventor(s)  
 MITSURU OHKUBO; FUMIE TAKAHASHI; TOSHIO YAMANAKA; HIROYOSHI SAKAI; MASAYUKI KATO
- (74) Attorney or Agent  
 DAVIES COLLISON CAVE , 1 Little Collins Street, MELBOURNE VIC 3000
- (56) Prior Art Documents  
 EP 512831  
 EP 445796
- (57) Claim

1. A compound of the formula :



wherein R<sup>1</sup> is N-containing cycloalkyl which may have one or more suitable substituent(s),

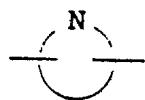
R<sup>2</sup> is carboxy or protected carboxy,

A<sup>1</sup> is lower alkylene, lower alkanyl-ylidene or lower alkenylene, each of which may have one or more suitable substituent(s),

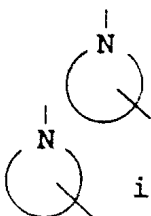
A<sup>2</sup> is lower alkylene,


A<sup>3</sup> is lower alkylene which may have one or

more suitable substituent(s),



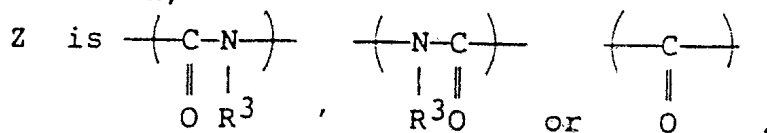
is a group of the formula:



( wherein  is N-containing heterocyclic group which may have one or more suitable substituent(s) ),

X is O, S or NH,

Y is NH,



(wherein R<sup>3</sup> is hydrogen or lower alkyl),

l, m and n are each the same or different an integer of 0 or 1,

and a pharmaceutically acceptable salt thereof.

7. N-[(R)-1-{3-(4-piperidyl)propionyl}-3-piperidylcarbonyl]-2(S)-acetylamino-β-alanine or its hydrochloride
9. N-[(R)-1-{3-(4-piperidyl)propionyl}-3-piperidylcarbonyl]-3(S)-ethynyl-β-alanine

16.  
~~16.~~ A method for the prevention and/or the treatment of diseases caused by thrombus formation; restenosis or reocclusion; the thrombus formation in case of vascular surgery, valve replacement, extracorporeal circulation or transplantation; disseminated intravascular coagulation; thrombotic thrombocytopenic; essential thrombocytosis; inflammation; immune diseases; or metastasis; or for the adjuvant therapy with thrombolytic drug or anticoagulant; which comprises administering a compound of claim 1 or a pharmaceutically acceptable salt thereof to a human being or an animal.

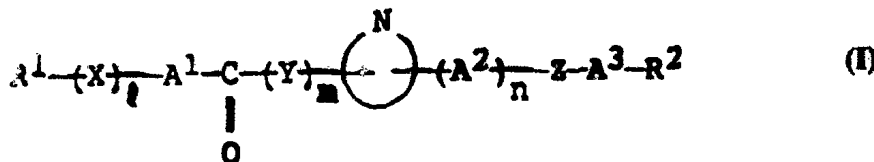


<p>(51) International Patent Classification <sup>6</sup> :  <b>C07D 211/60, C07K 5/06, C07D 401/12, 405/12, A61K 31/445, C07D 401/06, 211/56</b></p>	<p>A1</p>	<p>(11) International Publication Number: <b>WO 95/08536</b>                  (43) International Publication Date: 30 March 1995 (30.03.95)</p>
<p>(21) International Application Number: PCT/JP94/01550                  (22) International Filing Date: 21 September 1994 (21.09.94)                  (30) Priority Data:                  9319561.8 22 September 1993 (22.09.93) GB                  9413936.7 11 July 1994 (11.07.94) GB                  (71) Applicant (for all designated States except US): FUJISAWA PHARMACEUTICAL CO., LTD. [JP/JP]; 4-7, Doshomachi 3-chome, Chuo-ku, Osaka-shi, Osaka 541 (JP).                  (72) Inventors; and                  (75) Inventors/Applicants (for US only): OHKUBO, Mitsun [JP/JP]; 5-1-65, Fushimidai, Inzagawa-cho, Kawabe-gun Hyogo 666-02 (JP). TAKAHASHI, Fumie [JP/JP]; 3-4-29 Hishiyaniishi, Higashiosaka-shi, Osaka 577 (JP). YA MANAKA, Toshio [JP/JP]; 1-4-5, Akagawa, Asahi-ku Osaka-shi, Osaka 535 (JP). SAKAI, Hiroyoshi [JP/JP] 28-134, Kowada-Hirao, Uji-shi, Kyoto 611 (JP). KATO Masayuki [JP/JP]; 6-16-12, Goryo-oeyamacho, Nishikyo ku, Kyoto-shi, Kyoto 610-11 (JP).</p>	<p>(74) Agent: SEKI, Hideo; Fujisawa Pharmaceutical Co., Ltd., Osaka Factory, 1-6, Kashima 2-chome, Yodogawa-ku, Osaka-shi, Osaka 532 (JP).                  (81) Designated States: AU, CA, CN, HU, JP, KR, RU, US, European patent (AT, BE, CH, DE, DK, ES, FR, GB, GR, IE, IT, LU, MC, NL, PT, SE).                  Published                  With international search report.</p> <div style="text-align: center; font-size: 2em; font-weight: bold;">684547</div>	

(54) Title: N-(3-PIPERIDINYLCARBONYL)-BETA-ALANINE DERIVATIVES AS PAF ANTAGONISTS

(57) Abstract

This invention relates to  $\beta$ -alanine derivatives represented by formula (I), wherein each symbol is as defined in the specification and pharmaceutically acceptable salt thereof which is glyco-protein IIb/IIIa antagonist, inhibitor of blood platelets aggregation and inhibitor of the binding of fibrinogen to blood platelets, to processes for the preparation thereof, to a pharmaceutical composition comprising the same and to a method for the prevention and/or treatment of diseases indicated in the specification to a human being or an animal.



## DESCRIPTION

## N-(3-PIPERIDINYLCARBONYL)-BETA-ALANINE DERIVATIVES AS PAF ANTAGONISTS

5

## TECHNICAL FIELD

The present invention relates to  $\beta$ -alanine derivative and a pharmaceutically acceptable salt thereof. More particularly, it relates to  $\beta$ -alanine derivative and a salt thereof which is glycoprotein IIb/IIIa antagonist, inhibitor of blood platelets aggregation and inhibitor of the binding of fibrinogen to blood platelets.

## BACKGROUND ART

In European Patent Application No. 512,831 A1, there are disclosed fibrinogen receptor antagonists.

In European Patent Application No. 445,796 A2, there are disclosed inhibitor of blood platelets aggregation.

## 20 DISCLOSURE OF INVENTION

The present invention relates to  $\beta$ -alanine derivative and a salt thereof. More particularly, it relates to  $\beta$ -alanine derivative and a salt thereof which is glycoprotein IIb/IIIa antagonist and inhibitor of platelet aggregation, and useful as :

a drug for the prevention and/or the treatment of diseases caused by thrombus formation such as arterial thrombosis; arterial sclerosis; ischemic heart diseases [e.g. angina pectoris (e.g. stable angina pectoris, unstable angina pectoris including imminent infarction, etc.), myocardial infarction (e.g. acute myocardial infarction, etc.), coronary thrombosis, etc.]; ischemic brain diseases [e.g. cerebral infarction (e.g. cerebral thrombosis (e.g. acute cerebral thrombosis, etc.), cerebral embolism, etc.), transient cerebral ischemia

(e.g. transient ischemic attack, etc.), cerebrovascular spasm after cerebral hemorrhage (e.g. cerebrovascular spasm after subarachnoid hemorrhage, etc.), etc.); pulmonary vascular diseases (e.g. pulmonary thrombosis, pulmonary embolism etc.); peripheral circulatory disorder [e.g. arteriosclerosis obliterans, thromboangiitis obliterans (i.e. B $\ddot{u}$ rger's disease), Raynaud's disease, complication of diabetes mellitus (e.g. diabetic angiopathy, diabetic neuropathy, etc.), phlebothrombosis (e.g. deep vein thrombosis, etc.), etc.] or the like;

5 a drug for the prevention and/or the treatment of restenosis and/or reocclusion such as restenosis and/or reocclusion after percutaneous transluminal coronary angioplasty (PTCA), restenosis and/or reocclusion after the administration of thrombolytic drug (e.g. tissue plasminogen activator (TPA), etc.) or the like;

15 a drug for the adjuvant therapy with thrombolytic drug (e.g. TPA, etc.) or anticoagulant (e.g. heparin, etc.);

20 a drug for the prevention and/or the treatment of the thrombus formation in case of vascular surgery, valve replacement, extracorporeal circulation [e.g. surgery (e.g. open heart surgery, pump-oxygenator, etc.) hemodialysis, etc.], transplantation, or the like;

25 a drug for the prevention and/or the treatment of disseminated intravascular coagulation (DIC), thrombotic thrombocytopenia, essential thrombocytosis, inflammation (e.g. nephritis, etc.), immune diseases, or the like;

a drug for inhibiting of metastasis; or the like.

30 The  $\beta$ -alanine derivative of the present invention is expected to be useful as an inhibitor of cell adhesion and so is expected to be useful as

35 a drug for the prevention and/or the treatment of disseminated intravascular coagulation (DIC), thrombotic

thrombocytopenia, essential thrombocytosis, inflammation (e.g. nephritis, etc.), immune diseases, or the like;  
a drug for inhibiting of metastasis; or the like.

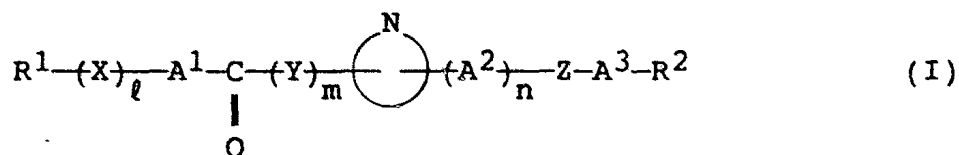
5 Accordingly, one object of the present invention is to provide  $\beta$ -alanine derivative or a salt thereof which is useful as stated above.

Another object of the present invention is to provide processes for preparation of said  $\beta$ -alanine derivative or  
10 a salt thereof.

A further object of the present invention is to provide a pharmaceutical composition comprising, as an active ingredient, said  $\beta$ -alanine derivative or a salt thereof.

15 Still further object of this invention is to provide methods of using said  $\beta$ -alanine derivative or a salt thereof for the prevention and/or the treatment of aforesaid diseases in a human being or an animal.

20 The object  $\beta$ -alanine derivative of the present invention can be shown by the following formula (I) :



25

wherein  $R^1$  is N-containing cycloalkyl which may have one or more suitable substituent(s),

30

$R^2$  is carboxy or protected carboxy,

$A^1$  is lower alkylene, lower alkanyl-ylidene or lower alkenylene, each of which may have one or more suitable substituent(s),

$A^2$  is lower alkylene,

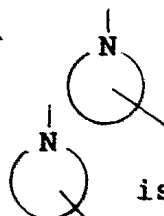
35


$A^3$  is lower alkylene which may have one or more

suitable substituent(s),

 is a group of the formula:

5



( wherein  is N-containing heterocyclic group which may have one or more suitable substituent(s) ),

10

X is O, S or NH,

Y is NH,

Z is  $\left( \begin{array}{c} \text{C-N} \\ | \quad | \\ \text{O} \quad \text{R}^3 \end{array} \right)$  ,  $\left( \begin{array}{c} \text{N-C} \\ | \quad | \\ \text{R}^3\text{O} \end{array} \right)$  or  $\left( \begin{array}{c} \text{C} \\ | \\ \text{O} \end{array} \right)$  ,

15

( wherein  $\text{R}^3$  is hydrogen or lower alkyl),  
l, m and n are each the same or different an integer of 0 or 1,


or a pharmaceutically acceptable salt thereof.

20

The object compound (I) or a salt thereof can be prepared by the following processes.

Process 1

25



30

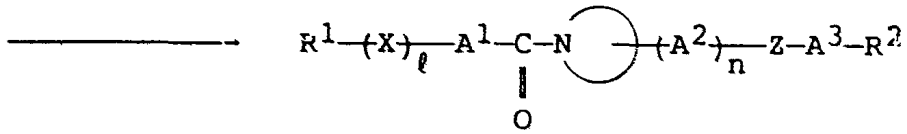
(II)

or its reactive derivative  
at the carboxy group  
or a salt thereof

(III)

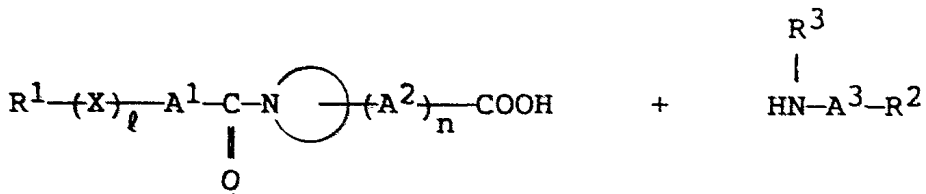
or its reactive derivative  
at the amino group  
or a salt thereof

35



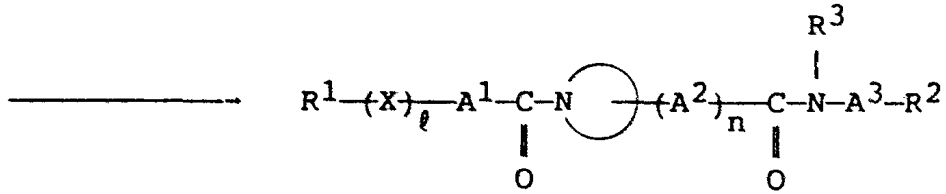
(Ia)  
or a salt thereof

Process 2



15  
(IV)  
or its reactive derivative  
at the carboxy group  
or a salt thereof

(V)  
or its reactive derivative  
at the amino group  
or a salt thereof



25  
(Ib)  
or a salt thereof

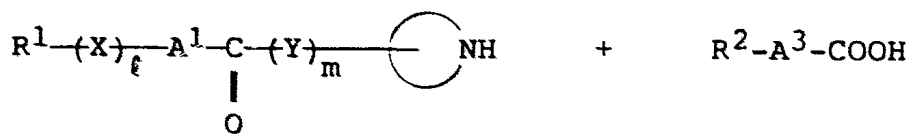
30

35



Process 3

5



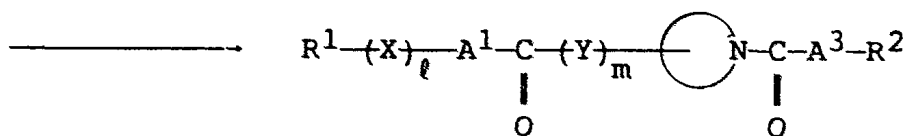
(VI)

(VII)

or its reactive derivative  
at the amino group  
or a salt thereof

or its reactive derivative  
at the carboxy group  
or a salt thereof

10



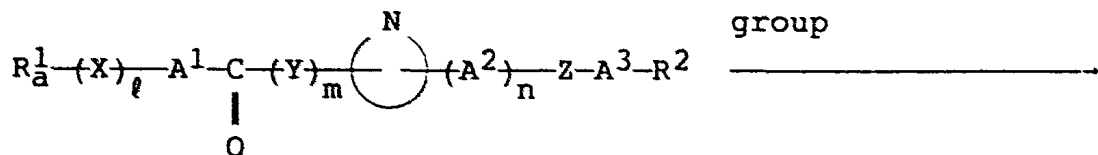
(Ic)

or a salt thereof

15

Process 4

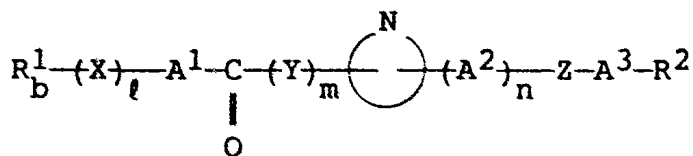
20



(Id)

or a salt thereof

25



(Ie)

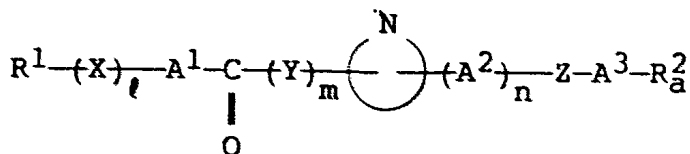
or a salt thereof

30

35

Process 5

5

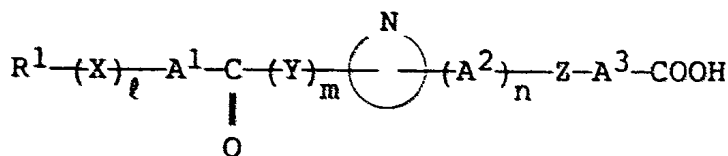


elimination reaction  
of carboxy protective  
group

(If)

10

or a salt thereof



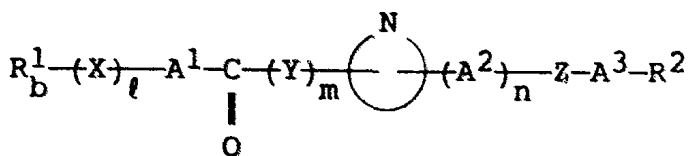
15

(Ig)

or a salt thereof

Process 6

20



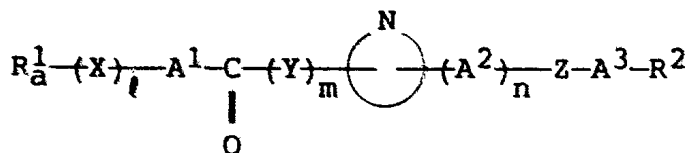
protecting reaction  
of amino

25

(Ie)

or its reactive derivative  
at the amino group  
or a salt thereof

30

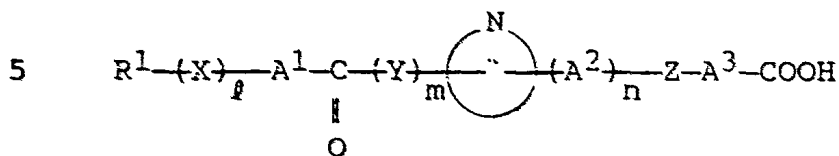


(Id)

35

or a salt thereof

Process 7



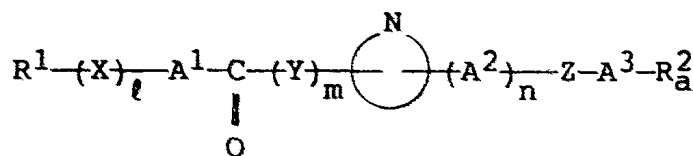
protecting reaction  
of carboxy

---

(Ig)

or its reactive derivative  
at the carboxy group  
or a salt thereof

10

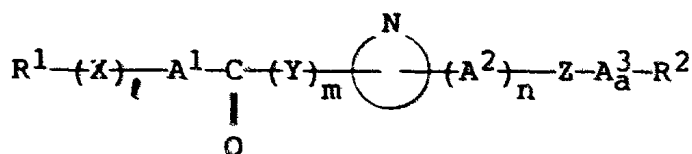


(If)

or a salt thereof

20

Process 8



elimination reaction  
of amino protective  
group

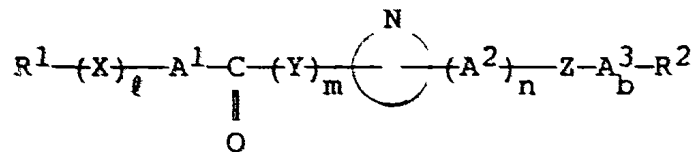
---

(Ih)

or a salt thereof

30

35



5

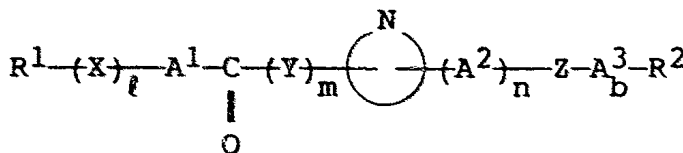
(Ii)

or a salt thereof

Process 9

10

acylation reaction  
of amino

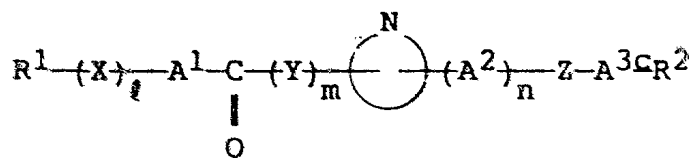


15

(Ii)

or its reactive derivative  
at the amino group  
or a salt thereof

20



(Ih)

25

or a salt thereof

wherein  $R^1$ ,  $R^2$ ,  $R^3$ ,  $A^1$ ,  $A^2$ ,  $A^3$ ,  $\text{N}$ ,  $\text{N}$ ,  $X$ ,  $Y$ ,  $Z$ ,  
 $\ell$ ,  $m$  and  $n$  are each as defined above,

30

$R^1_a$  is N-containing cycloalkyl having amino  
protective group, which may have one or  
more suitable substituent(s),

$R^1_b$  is N-containing cycloalkyl which may  
have one or more suitable substituent(s),

$R^2_a$  is protected carboxy,

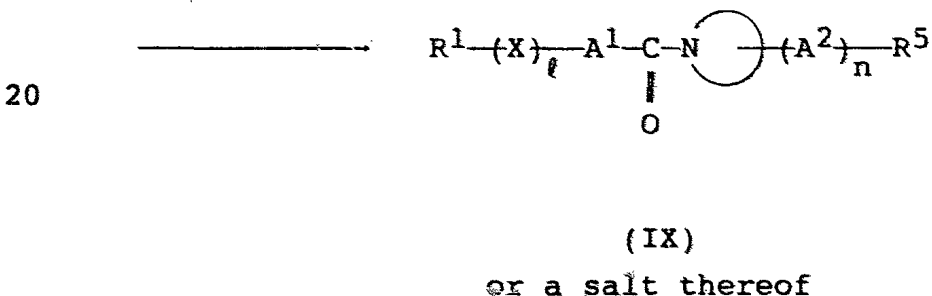
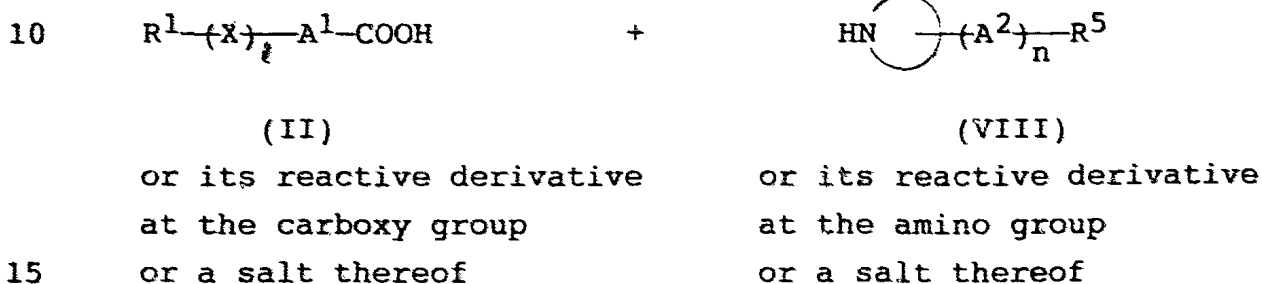
35

$A^3_a$  is lower alkylene having protected amino, and

A<sub>3</sub> is lower alkylene having amino,  
 A<sub>3</sub><sup>b</sup> lower alkylene having  
 A<sub>3</sub><sup>c</sup> is acylamino.

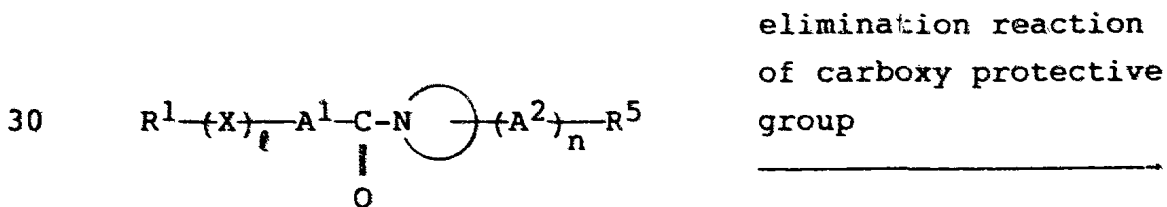
The starting compound (IV) or a salt thereof is novel  
 5 and can be prepared by the following schemes.

Process A



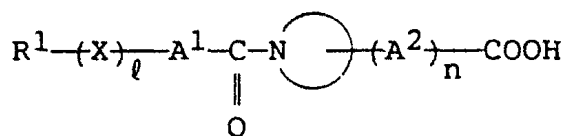
25

Process B



35 (IX)  
or a salt thereof





5

(IV)

or a salt thereof

wherein  $R^1$ ,  $A^1$ ,  $A^2$ ,  $-N \text{---}$ ,  $X$ ,  $\ell$  and  $n$  are each as defined above, and

10

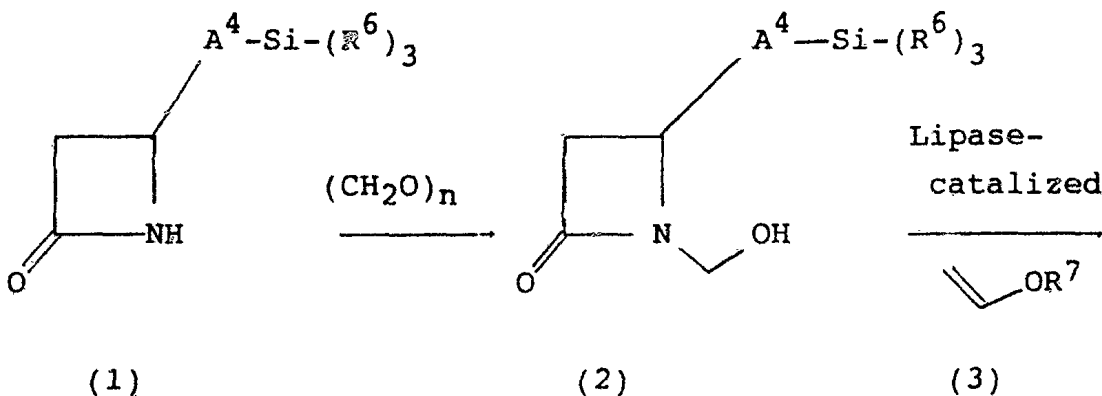
$R^5$  is protected carboxy.

The starting compound (V) or a salt thereof is novel and can be prepared by the following schemes.

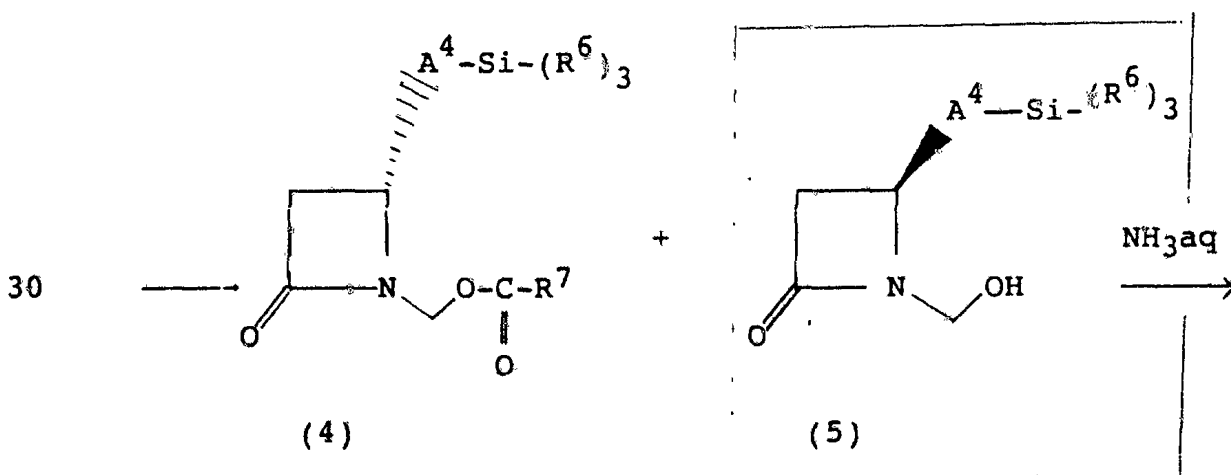
15

Process C

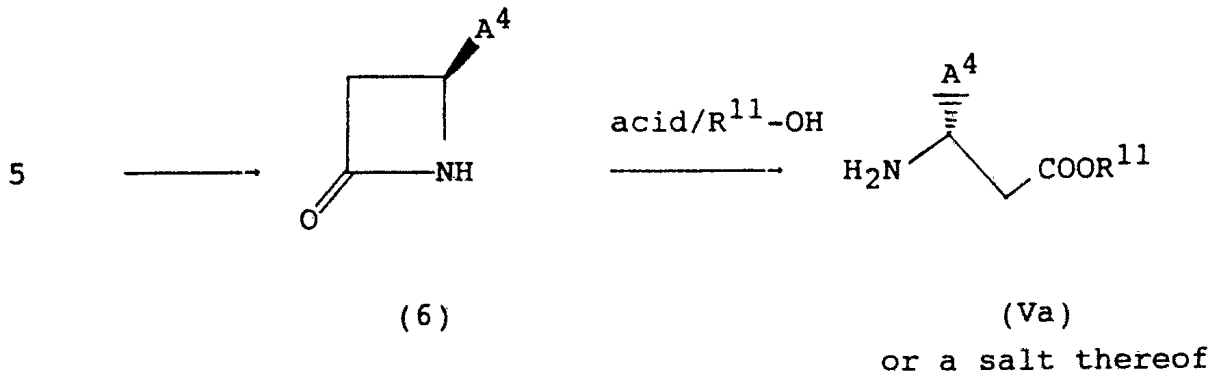
20



25

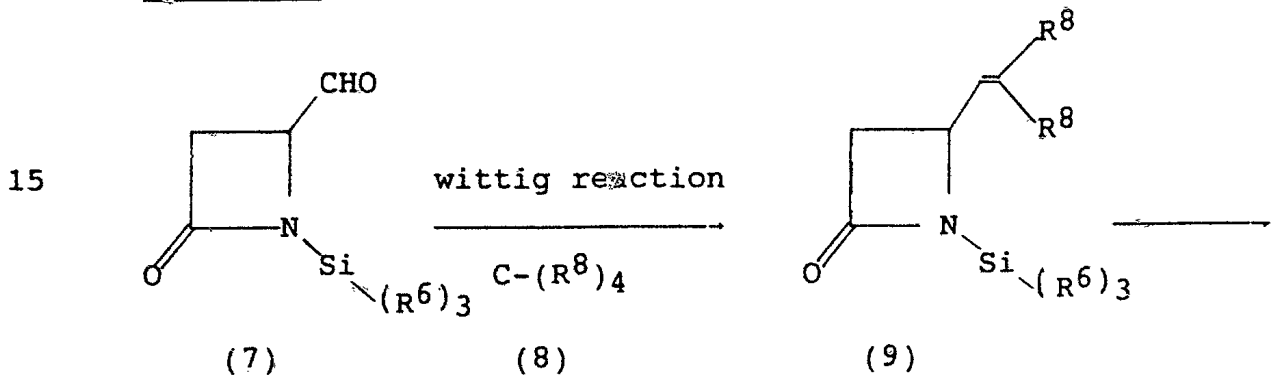


30

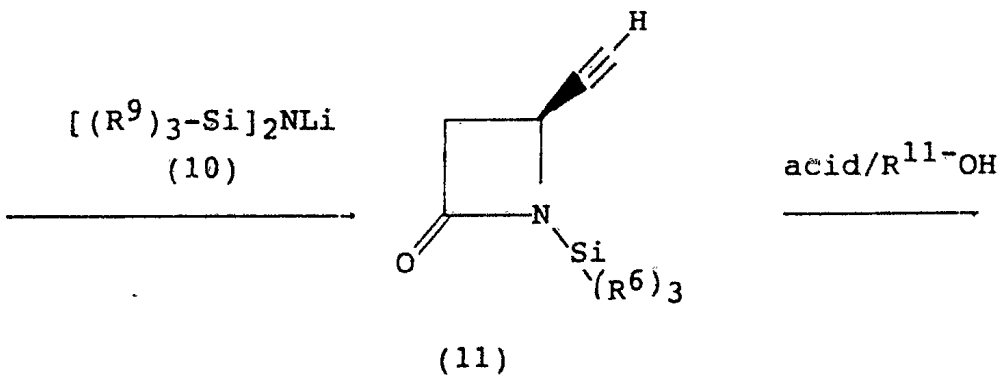


10

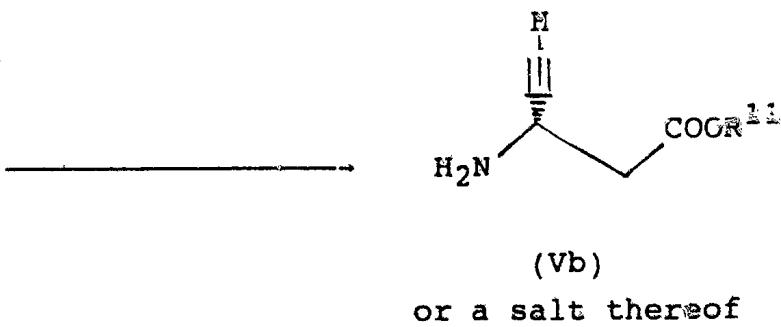
Process D



20



30



wherein A<sup>4</sup> is lower alkynylene,  
Three R<sup>6</sup> are independently lower alkyl,  
R<sup>7</sup> is lower alkyl,  
Two R<sup>8</sup> are independently halogen,  
5 Three R<sup>9</sup> are independently lower alkyl, and  
R<sup>11</sup> is lower alkyl.

Among the starting compounds (II), (III), (IV), (V),  
(VI), (VII), (VIII), and (IX), there are novel compounds.  
10 They can be prepared from the known compounds in a  
conventional manner in this field of the art or the  
similar manners to those disclosed in Preparations and/or  
Examples mentioned later in the present specification.

15 Suitable pharmaceutically acceptable salts of the  
object compound (I) are conventional non-toxic salts and  
include a metal salt such as an alkali metal salt [e.g.  
sodium salt, potassium salt, etc.] and an alkaline earth  
metal salt [e.g. calcium salt, magnesium salt, etc.] an  
20 ammonium salt, an organic base salt [e.g. trimethylamine  
salt, triethylamine salt, pyridine salt, picoline salt  
dicyclohexylamine salt, N,N-dibenzylethylenediamine salt,  
etc.], an organic acid addition salt [e.g. formate,  
acetate, trifluoroacetate, maleate, tartrate,  
25 methanesulfonate, benzenesulfonate, toluenesulfonate,  
etc.], an inorganic acid addition salt [e.g.  
hydrochloride, hydrobromide, hydroiodide, sulfate,  
phosphate, etc.], a salt with an amino acid [e.g. arginine  
salt, aspartic acid salt, glutamic acid salt, etc.] and  
30 the like.

In the above and subsequent descriptions of this  
specification, suitable examples of the various  
definitions are explained in detail as follows :

35



The term "lower" is intended to mean 1 to 6 carbon atom(s), unless otherwise indicated.

The term "higher" is used to intend a group having 7 to 20 carbon atoms, unless otherwise provided.

5 The preferable number of the "one or more" in the term "one or more suitable substituent(s)" may be 1 to 4.

Suitable "lower alkyl" may be straight or branched ones such as methyl, ethyl, isopropyl, propyl, butyl, isobutyl, sec-butyl, t-butyl, pentyl, hexyl or the like.

10 Suitable "protected carboxy" may be a conventional protecting group such as an esterified carboxy group, or the like, and concrete examples of the ester moiety in said esterified carboxy group may be the ones such as  
15 lower alkyl ester [e.g. methyl ester, ethyl ester, propyl ester, isopropyl ester, butyl ester, isobutyl ester, tert-butyl ester, pentyl ester, hexyl ester, 1-cyclopropylethyl ester, etc.] which may have suitable substituent(s), for example, lower alkanoyloxy(lower)alkyl ester [e.g. acetoxymethyl ester, propionyloxymethyl ester,  
20 butyryloxymethyl ester, valeryloxymethyl ester, pivaloyloxymethyl ester, 1-acetoxyethyl ester, 1-propionyloxyethyl ester, pivaloyloxyethyl ester, 2-propionyloxyethyl ester, hexanoyloxymethyl ester, etc.], lower-  
25 alkanesulfonyl(lower)alkyl ester [e.g. 2-mesyloethyl ester, etc.] or mono(or di or tri)halo(lower)alkyl ester [e.g. 2-iodoethyl ester, 2,2,2-trichloroethyl ester, etc.]; higher alkyl ester [e.g. heptyl ester, octyl ester, 3,5-dimethyloctyl ester, 3,7-dimethyloctyl ester, nonyl  
30 ester, decyl ester, undecyl ester, dodecyl ester, tridecyl ester, tetradecyl ester, pentadecyl ester, hexadecyl ester, heptadecyl ester, octadecyl ester, nonadecyl ester, adamantyl ester, etc.];  
lower alkenyl ester [e.g. (C2-C6)alkenyl ester (e.g.  
35 vinyl ester, allyl ester, etc.)];

lower alkynyl ester [e.g. (C2-C6)alkynyl ester (e.g. ethynyl ester, propynyl ester, etc.)];

ar(lower)alkyl ester which may have one or more suitable substituent(s) [e.g. phenyl(lower)alkyl ester which may have 1 to 4 lower alkoxy, halogen, nitro, hydroxy, lower alkyl, phenyl, or halo(lower)alkyl, (e.g. benzyl ester, 4-methoxybenzyl ester, 4-chlorobenzyl ester, 4-nitrobenzyl ester, phenethyl ester, trityl ester, benzhydryl ester, bis(methoxyphenyl)methyl ester, 3,4-dimethoxybenzyl ester, 4-hydroxy-3,5-di-tert-butylbenzyl ester, 4-trifluoromethylbenzyl ester, etc.)];

aryl ester which may have one or more suitable substituent(s) [e.g. phenyl ester which may have 1 to 4 lower alkyl, or halogen, (e.g. phenyl ester, 4-chlorophenyl ester, tolyl ester, 4-tert-butylphenyl ester, xylyl ester, mesityl ester, cumenyl ester, etc.)];

cycloalkyloxycarbonyloxy(lower)alkyl ester which may have lower alkyl (e.g., cyclopentyloxycarbonyloxymethyl ester, cyclohexyloxycarbonyloxymethyl ester, cycloheptyloxycarbonyloxymethyl ester, 1-methylcyclohexyloxycarbonyloxymethyl ester, 1-(or 2)-[cyclopentyloxycarbonyloxy]ethyl ester, 1-(or 2)-[cyclohexyloxycarbonyloxy]ethyl ester, 1-(or 2)-[cycloheptyloxycarbonyloxy]ethyl ester, etc.), etc.];

(5-(lower)alkyl-2-oxo-1,3-dioxol-4-yl)(lower)alkyl ester [e.g., (5-methyl-2-oxo-1,3-dioxol-4-yl)methyl ester, (5-ethyl-2-oxo-1,3-dioxol-4-yl)methyl ester, (5-propyl-2-oxo-1,3-dioxol-4-yl)methyl ester, 1-(or 2)-(5-methyl-2-oxo-1,3-dioxol-4-yl)ethyl ester, 1-(or 2)-(5-ethyl-2-oxo-1,3-dioxol-4-yl)ethyl ester, 1-(or 2)-(5-propyl-2-oxo-1,3-dioxol-4-yl)ethyl ester, etc.]; or the like,

in which the preferred one may be lower alkyl ester, lower alkanoyloxy(lower)alkyl ester, ar(lower)alkyl ester which may have one or more suitable substituent(s), cycloalkyloxycarbonyloxy(lower)alkyl ester which may have

lower alkyl, higher alkyl ester, and [5-(lower)alkyl-2-oxo-1,3-dioxol-4-yl](lower)alkyl ester;

and the more preferred one may be methyl ester, ethyl ester, isobutyl ester, butyl ester, pentyl ester, hexyl ester, benzyl ester, 4-trifluoromethylbenzyl ester, 4-chlorobenzyl ester, adamantyl ester, (5-methyl-2-oxo-1,3-dioxol-4-yl)methyl ester, (1-cyclohexyloxycarbonyloxy)ethyl ester and pivaloyloxymethyl ester.

10           Suitable "lower alkanyl-ylidene" may include straight or branched one such as methine, 1-ethanyl-2-ylidene, 1-propanyl-3-ylidene, 2-methyl-1-propanyl-3-ylidene, 7-pentanyl-5-ylidene, 1-hexanyl-6-ylidene and the like, in which the preferred one may be (C1-C4)alkanyl-ylidene; and the more preferred one may be methine.

15           Suitable "lower alkylene" may include straight or branched one such as methylene, ethylene, trimethylene, tetramethylene, pentamethylene, hexamethylene, methylmethylene, 1-ethylethylene, 2-ethylpropylene, and the like, in which the preferred one may be (C<sub>1</sub>-C<sub>4</sub>)alkylene; and the more preferred one may be methylene, ethylene and trimethylene.

20           Suitable "lower alkenylene" may include straight or branched one having 2 to 6 carbon atom(s) such as vinylene, propenylene, butenylene, 1 or 2 or 3-pentenylene, 1 or 2 or 3-hexenylene, methylvinylene, ethylvinylene, 1 or 2 or 3-methylpropenylene, 1 or 2 or 3-ethylpropenylene, 1 or 2 or 3 or 4-methyl-1 or 2-butenylene, or the like.

30           Suitable "amino protective group" may include acyl group as explained below, a conventional protecting group such as ar(lower)alkyl which may have 1 to 3 suitable substituent(s) (e.g. benzyl, phenethyl, 1-phenylethyl, benzhydryl, trityl, etc.), [5-(lower)alkyl-2-oxo-1,3-dioxol-4-yl](lower)alkyl [e.g. (5-methyl-2-oxo-

1,3-dioxol-4-yl)methyl, etc.] or the like; and the like.

Suitable "acyl group" and "acyl" may include aliphatic acyl, aromatic acyl, arylaliphatic acyl and heterocyclic-aliphatic acyl derived from carboxylic acid, carbonic acid, carbamic acid, sulfonic acid, and the like.

Suitable example of said "acyl group" may be illustrated as follows.

Aliphatic acyl such as lower or higher alkanoyl (e.g., formyl, acetyl, propanoyl, butanoyl, 2-methylpropanoyl, pentanoyl, 2,2-dimethylpropanoyl, hexanoyl, heptanoyl, octanoyl, nonanoyl, decanoyl, undecanoyl, dodecanoyl, tridecanoyl, tetradecanoyl, pentadecanoyl, hexadecanoyl, heptadecanoyl, octadecanoyl, nonadecanoyl, icosanoyl, etc.);

lower or higher alkoxy carbonyl (e.g., methoxycarbonyl, ethoxycarbonyl, t-butoxycarbonyl, t-pentyloxycarbonyl, heptyloxycarbonyl, etc.);

lower or higher alkylsulfonyl (e.g., methylsulfonyl, ethylsulfonyl, etc.);

lower or higher alkoxy sulfonyl (e.g., methoxysulfonyl, ethoxysulfonyl, etc.); or the like;

Aromatic acyl such as

aroyl (e.g., benzoyl, toluoyl, naphthoyl, etc.);

ar(lower)alkanoyl [e.g., phenyl(C1-C6)alkanoyl (e.g., phenylacetyl, phenylpropanoyl, phenylbutanoyl, phenylisobutanoyl, phenylpentanoyl, phenylhexanoyl, etc.), naphthyl(C1-C6)alkanoyl (e.g., naphthylacetyl, naphthylpropanoyl, naphthylbutanoyl, etc.), etc.];

ar(lower)alkenoyl [e.g., phenyl(C3-C6)alkenoyl (e.g., phenylpropenoyl, phenylbutenoyl, phenylmethacryloyl, phenylpentenoyl, phenylhexenoyl, etc.), naphthyl(C3-C6)alkenoyl (e.g., naphthylpropenoyl, naphthylbutenoyl, etc.), etc.];

ar(lower)alkoxy carbonyl [e.g., phenyl(C1-C6)alkoxy carbonyl (e.g., benzyloxy carbonyl, etc.), etc.];

aryloxycarbonyl (e.g., phenoxy carbonyl, naphthylloxycarbonyl, etc.);

aryloxy(lower)alkanoyl (e.g., phenoxyacetyl, phenoxypropionyl, etc.);

5 arylcarbamoyle (e.g., phenylcarbamoyle, etc.);

arylthiocarbamoyle (e.g., phenylthiocarbamoyle, etc.);

arylglyoxyloyle (e.g., phenylglyoxyloyle, naphthylglyoxyloyle, etc.);

10 arylsulfonyl which may have 1 to 4 lower alkyl (e.g., phenylsulfonyl, p-tolylsulfonyl, etc.); or the like;

Heterocyclic acyl such as

heterocycliccarbonyl;

heterocyclic(lower)alkanoyl (e.g., heterocyclicacetyl, heterocyclicpropanoyl, heterocyclicbutanoyl,

15 heterocyclicpentanoyl, heterocyclichexanoyl, etc.);

heterocyclic(lower)alkenoyl (e.g., heterocyclicpropenoyl, heterocyclicbutenoyl, heterocyclicpentenoyl, heterocyclichexenoyl, etc.);

heterocyclicglyoxyloyle; or the like;

20 in which suitable "heterocyclic moiety" in the terms "heterocycliccarbonyl", "heterocyclic(lower)alkyl", "heterocyclic(lower)alkenoyl" and "heterocyclicglyoxyloyle" as mentioned above means, in more detail, saturated or unsaturated monocyclic or polycyclic heterocyclic group  
25 containing at least one hetero-atom such as an oxygen, sulfur, nitrogen atom and the like.

And, especially preferable heterocyclic group may be heterocyclic group such as

30 unsaturated 3 to 8-membered (more preferably 5 or 6-membered) heteromonocyclic group containing 1 to 4 nitrogen atom(s), for example, pyrrolyl, pyrrolinyl, imidazolyl, pyrazolyl, pyridyl, dihydropyridyl, pyrimidyl, pyrazinyl, pyridazinyl, triazolyl (e.g., 4H-1,2,4-triazolyl, 1H-1,2,3-triazolyl, 2H-1,2,3-triazolyl, etc.),  
35 tetrazolyl (e.g., 1H-tetrazolyl, 2H-tetrazolyl, etc.),

etc.;

saturated 3 to 8-membered (more preferably 5 or 6-membered) heteromonocyclic group containing 1 to 4 nitrogen atom(s), for example, pyrrolidinyl, imidazolidinyl, piperidyl, piperazinyl, etc.;

unsaturated condensed heterocyclic group containing 1 to 4 nitrogen atom(s), for example, indolyl, isoindolyl, indolinyl, indolizinyll, benzimidazolyl, quinolyl, dihydroquinolyl, isoquinolyl, indazolyl, quinoxalinyll, dihydroquinoxalinyll, benzotriazolyl, etc.;

unsaturated 3 to 8-membered (more preferably 5 or 6-membered) heteromonocyclic group containing 1 to 2 oxygen atom(s) and 1 to 3 nitrogen atom(s), for example, oxazolyl, isoxazolyl, oxadiazolyl (e.g., 1,2,4-oxadiazolyl, 1,3,4-oxadiazolyl, 1,2,5-oxadiazolyl, etc), etc.;

saturated 3 to 8-membered (more preferably 5 or 6-membered) heteromonocyclic group containing 1 to 2 oxygen atom(s) and 1 to 3 nitrogen atom(s), for example, morpholinyl, sydnonyll, etc.;

unsaturated condensed heterocyclic group containing 1 to 2 oxygen atom(s) and 1 to 3 nitrogen atom(s), for example, benzoxazolyl, benzoxadiazolyl, etc.;

unsaturated 3 to 8-membered (more preferably 5 or 6-membered) heteromonocyclic group containing 1 to 2 sulfur atom(s) and 1 to 3 nitrogen atom(s), for example, thiazolyl, isothiazolyl, thiadiazolyl (e.g., 1,2,3-thiadiazolyl, 1,2,4-thiadiazolyl, 1,3,4-thiadiazolyl, 1,2,5-thiadiazolyl, etc.), dihydrothiazinyl, etc.;

saturated 3 to 8-membered (more preferably 5 or 6-membered) heteromonocyclic group containing 1 to 2 sulfur atom(s) and 1 to 3 nitrogen atom(s), for example, thiazolidinyl, etc.;

unsaturated 3 to 8-membered (more preferably 5 or 6-membered) heteromonocyclic group containing 1 to 2 sulfur

atom(s), for example, thienyl, dihydrodithiiny, dihydrodithionyl, etc.;

5 unsaturated condensed heterocyclic group containing 1 to 2 sulfur atom(s) and 1 to 3 nitrogen atom(s), for example, benzothiazolyl, benzothiadiazolyl, etc.;

unsaturated 3 to 8-membered (more preferably 5 or 6-membered) heteromonocyclic group containing an oxygen atom, for example, furyl, etc.;

10 unsaturated 3 to 8-membered (more preferably 5 or 6-membered) heteromonocyclic group containing an oxygen atom and 1 to 2 sulfur atom(s), for example, dihydrooxathiiny, etc.;

15 unsaturated condensed heterocyclic group containing 1 to 2 sulfur atom(s), for example, benzothienyl, benzodithiiny, etc.;

unsaturated condensed heterocyclic group containing an oxygen atom and 1 to 2 sulfur atom(s), for example, benzoxathiiny, etc.; and the like.

20 The acyl moiety as mentioned above may have one to ten, same or different, suitable substituent(s) such as lower alkyl (e.g., methyl, ethyl, propyl, etc.);

lower alkoxy (e.g., methoxy, ethoxy, propoxy, etc.);

lower alkylthio (e.g., methylthio, ethylthio, etc.);

25 lower alkylamino (e.g., methylamino, ethylamino, propylamino, etc.);

cyclo(lower)alkyl [e.g. cyclo(C3-C6)alkyl (e.g., cyclopentyl, cyclohexyl, etc.)];

cyclo(lower)alkenyl [e.g. cyclo(C3-C6)alkenyl (e.g., cyclohexenyl, cyclohexadienyl, etc.)];

30 halogen (e.g., fluorine, chlorine, bromine, iodine);

amino; amino protective group as mentioned above; hydroxy;

protected hydroxy as mentioned below; cyano; nitro;

carboxy; protected carboxy as mentioned above; sulfo;

sulfamoyl; imino; oxo;

35 amino(lower)alkyl (e.g., aminomethyl, aminoethyl, etc.);

carbamoyloxy; hydroxy(lower)alkyl (e.g., hydroxymethyl, 1 or 2-hydroxyethyl, 1 or 2 or 3-hydroxypropyl, etc.), or the like.

5        Suitable "protected hydroxy" may include acyl as mentioned above, phenyl(lower)alkyl which may have one or more suitable substituent(s) (e.g., benzyl, 4-methoxybenzyl, trityl, etc.), trisubstituted silyl [e.g., tri(lower)alkylsilyl (e.g., trimethylsilyl, t-butyl dimethylsilyl, etc.), etc.], tetrahydropyranyl and  
10        the like.

      The more preferred example of "amino protective group" may be lower alkoxy carbonyl or ar(lower)alkoxy carbonyl and the most preferred one may be t-butoxy carbonyl or benzyloxy carbonyl.

15        Suitable "lower alkylene" in the term "lower alkylene which may have one or more suitable substituent(s)" can be referred to the ones as exemplified above.

      Suitable example of "suitable substituent(s)" in the term "lower alkylene which may have one or more suitable  
20        substituent(s)" may include lower alkyl (e.g., methyl, ethyl, propyl, isopropyl, butyl, isobutyl, t-butyl, pentyl, neopentyl, t-pentyl, hexyl, etc.);

      lower alkoxy (e.g., methoxy, ethoxy, propoxy, isopropoxy, isobutoxy, t-butoxy, pentyloxy, neopentyloxy, t-pentyloxy,  
25        hexyloxy, etc.);

      lower alkenyl [e.g. (C2-C6)alkenyl (e.g., vinyl, 1-propenyl, allyl, 1-methylallyl, 1 or 2 or 3-butenyl, 1 or 2 or 3 or 4-pentenyl, 1 or 2 or 3 or 4 or 5-hexenyl, etc.)];

30        lower alkynyl [e.g. (C2-C6)alkynyl (e.g., ethynyl, 1-propynyl, propargyl, 1-methylpropargyl, 1-ethylpropargyl, 1 or 2 or 3-butylnyl, 1 or 2 or 3 or 4-pentylnyl, 1 or 2 or 3 or 4 or 5 hexynyl, etc.)];

      mono(or di or tri)halo(lower)alkyl (e.g., fluoromethyl,  
35        difluoromethyl, trifluoromethyl, chloromethyl,



dichloromethyl, trichloromethyl, bromomethyl,  
dibromomethyl, tribromomethyl, 1 or  
2-fluoroethyl, 1 or 2-bromoethyl, 1 or 2-chloroethyl,  
1,1-difluoroethyl, 2,2-difluoroethyl, etc.);  
5 halogen (e.g., chlorine, bromine, fluorine, iodine);  
carboxy; protected carboxy as mentioned above; hydroxy;  
protected hydroxy as mentioned above;  
aryl (e.g., phenyl, naphthyl, etc.);  
heterocyclic group as mentioned above [e.g. unsaturated  
10 condensed heterocyclic group containing 1 to 4 nitrogen  
atom(s) (e.g. indolyl, isoindolyl, indolynyl, indolizinyll,  
benzimidazolyl, quinolyl, dihydroquinolyl, isoquinolyl,  
indazolyl, quinoxalinyll, dihydroquinoxalinyll,  
benzotriazolyl, etc.)];  
15 ar(lower)alkyl such as phenyl(lower)alkyl (e.g., benzyl,  
phenethyl, phenylpropyl, etc.);  
ar(lower)alkyl having one or more suitable substituent(s)  
such as ar(lower)alkyl having one or more (preferably 1 to  
4) lower alkoxy, halogen, cyano, halo(lower)alkyl, lower  
20 alkylene dioxy or the like;  
carboxy(lower)alkyl; protected carboxy(lower)alkyl;  
nitro; amino;  
protected amino, i.e. amino protected by aforesaid "amino  
protective group", preferably, acylamino, in which acyl  
25 moiety can be aforementioned "acyl", such as aliphatic  
acylamino such as lower or higher alkanoylamino (e.g.,  
formylamino, acetylamino, propanoylamino, butanoylamino,  
2-methylpropanoylamino, pentanoylamino, 2,2-  
dimethylpropanoylamino, hexanoylamino, heptanoylamino,  
30 octanoylamino, nonanoylamino, decanoylamino,  
undecanoylamino, dodecanoylamino, tridecanoylamino,  
tetradecanoylamino, pentadecanoylamino, hexadecanoylamino,  
heptadecanoylamino, octadecanoylamino, nonadecanoylamino,  
icosanoylamino, etc.), cyclo(lower)alkylcarbonylamino  
35 [e.g. cyclo(C3-C6)alkylcarbonylamino (e.g.

cyclopropylcarbonylamino, cyclobutylcarbonylamino, cyclopentylcarbonylamino, cyclohexylcarbonylamino, etc.)], lower or higher alkoxycarbonylamino (e.g., methoxycarbonylamino, ethoxycarbonylamino, t-butoxycarbonylamino, pentyloxycarbonylamino, heptyloxycarbonylamino, etc.), lower alkoxy(lower)alkanoylamino (e.g. methoxyacetylamino, 2- or 3-methoxypropionylamino, ethoxyacet lamino, 2- or 3-ethoxypropionylamino, etc.), lower alkynylcarbonylamino [e.g. (C2-C6)alkynylcarbonylamino (e.g. propargylcarbonylamino, 1-methylpropargylcarbonylamino, 1- or 2- or 3-butynylcarbonylamino, etc.), lower or higher alkylsulfonylamino (e.g., methylsulfonylamino, ethylsulfonylamino, propylsulfonylamino, n-butylsulfonylamino, sec-butylsulfonylamino, t-butylsulfonylamino, n-pentylsulfonylamino, neo-pentylsulfonylamino, hexylsulfonylamino, etc.), lower or higher alkoxy-sulfonylamino (e.g., methoxy-sulfonylamino, ethoxysulfonylamino, etc.), aroylamino which may have one or more (preferably 1 to 3) suitable substituent(s) (e.g. benzoylamino, toluoylamino, naphthoylamino, 2- or 3- or 4-hydroxybenzoylamino, 2- or 3- or 4-methoxybenzoylamino, 2- or 3- or 4-chlorobenzoylamino, phenylbenzoylamino, etc.), ar(lower)alkanoylamino [e.g., phenyl(C1-C6)alkanoylamino (e.g., phenylacetylamino, phenylpropanoylamino, phenylbutanoylamino, phenylisobutanoylamino, phenylpentanoylamino, phenylhexanoylamino, etc.), naphthyl(lower)alkanoylamino (e.g., naphthylacetylamino, naphthylpropanoylamino, naphthylbutanoylamino, etc.), etc.], ar(lower)alkenoylamino [e.g., phenyl(C3-C6)alkenoylamino (e.g., phenylpropenoylamino, phenylbutenoylamino,

- phenylmethacryloylamino, phenylpentenoylamino, phenylhexenoylamino, etc.), naphthyl(C3-C6)alkenoylamino (e.g., naphthylpropenoylamino, naphthylbutenoylamino, etc.), etc.],
- 5 ar(lower)alkoxycarbonylamino [e.g., phenyl(C1-C6)alkoxycarbonylamino (e.g. benzyloxycarbonylamino, phenethyloxycarbonylamino, etc.), etc.], aryloxycarbonylamino (e.g., phenoxy carbonylamino, naphthyloxycarbonylamino, etc.),
- 10 aryloxy(lower)alkanoylamino (e.g., phenoxyacetylamino, phenoxypropionylamino, etc.), arylcarbamoylelamino (e.g., phenylcarbamoylelamino, etc.), arylthiocarbamoylelamino (e.g., phenylthiocarbamoylelamino, etc.),
- 15 arylglyoxyloylamino (e.g., phenylglyoxyloylamino, naphthylglyoxyloylamino, etc.), arylsulfonylamino (e.g. phenylsulfonylamino, p-tolylsulfonylamino, etc.), or the like;
- 20 di(lower)alkylamino (e.g., dimethylamino, diethylamino, diisopropylamino, ethylmethylamino, isopropylmethylamino, ethylmethylamino, ethylpropylamino, etc.); hydroxy(lower)alkyl; protected hydroxy(lower)alkyl; acyl as mentioned above; cyano; mercapto; oxo;
- 25 lower alkylthio(lower)alkyl (e.g. methylthiomethyl, ethylthiomethyl, propylthiomethyl, isopropylthiomethyl, butylthiomethyl, methylthioethyl, ethylthioethyl, etc.); arylthio(lower)alkyl (e.g. phenylthiomethyl, phenylthioethyl, etc.);
- 30 arylsulfonyl(lower)alkyl (e.g. phenylsulfonylmethyl, phenylsulfonylethyl, p-tolylsulfonylmethyl, p-tolylsulfonylethyl, etc.); lower alkylsulfonyl(lower)alkyl (e.g. methylsulfonylmethyl, ethylsulfonylmethyl,
- 35 propylsulfonylmethyl, etc.);

acylamino(lower)alkyl, in which acyl moiety can be  
aforementioned "acyl" [e.g., arylsulfonylamino(lower)alkyl  
(e.g., phenylsulfonylaminoethyl,  
phenylsulfonylaminoethyl, p-tolylsulfonylaminoethyl,  
5 p-tolylsulfonylethyl, etc.),

lower alkylsulfonylamino(lower)alkyl (e.g.,  
methylsulfonylaminoethyl, ethylsulfonylaminoethyl,  
propylsulfonylaminoethyl,  
butylsulfonylaminoethyl, t-butylsulfonylaminoethyl,  
10 pentylsulfonylaminoethyl, etc.), etc.];

lower alkylcarbonyl(lower)alkyl (e.g.  
methylcarbonylmethyl, ethylcarbonylmethyl,  
propylcarbonylmethyl, etc.);

aroyl(lower)alkyl (e.g. benzoylmethyl, naphthoylmethyl,  
15 toluoylmethyl, anisoylmethyl, etc.);

heterocyclic(lower)alkyl such as (lower)alkyl having  
heterocyclic group as exemplified above [e.g. (C1-C6)alkyl  
having unsaturated condensed heterocyclic group containing  
1 to 4 nitrogen atom(s) (e.g. indolyethyl,  
20 isoindolyethyl, indolinylmethyl, indolizinyethyl,  
benzimidazolymethyl, quinolyethyl,  
dihydroquinolyethyl, isoquinolyethyl, indazolylethyl,  
quinoxalinyethyl, dihydroquinoxalinyethyl,  
benzotriazolylethyl, etc.)];

25 lower alkyl sulfamoyl(lower)alkyl (e.g.  
methylsulfamoylmethyl, ethylsulfamoylmethyl,  
n-propylsulfamoylmethyl, isopropylsulfamoylmethyl,  
n-butylsulfamoylmethyl, t-butylsulfamoylmethyl,  
methylsulfamoylethyl, etc.);

30 arylsulfamoyl(lower)alkyl (e.g. phenylsulfamoylmethyl,  
tolylsulfamoylmethyl, phenylsulfamoylethyl,  
naphthylsulfamoylmethyl, etc.);

lower alkylcarbamoyl(lower)alkyl (e.g.  
methylcarbamoylmethyl, ethylcarbamoylmethyl,  
35 n-propylcarbamoylmethyl, isopropylcarbamoylmethyl,

n-butylcarbamoylmethyl, t-butylcarbamoylmethyl,  
methylcarbamoylethyl, etc.);

arylcabamoyl(lower)alkyl (e.g. phenylcarbamoylmethyl,  
tolylcarbamoylmethyl, phenylcarbamoylethyl,  
5 naphthylcarbamoylmethyl, etc.);

ar(lower)alkylcarbamoyl which may have one or more  
suitable substituent(s) [e.g. phenyl(C1-C6)alkylcarbamoyl  
which may have 1 to 3 lower alkoxy (e.g. 2-  
methoxyphenethylcarbamoyl, 3-methoxyphenethylcarbamoyl, 4-  
10 methoxyphenethylcarbamoyl, etc.) and the like,

in which the more preferred one may be (C1-C6)alkyl; (C2-  
C6)alkenyl; (C2-C6)alkynyl; phenyl; phenyl(C1-C6)alkyl;  
phenyl(C1-C6)alkyl having 1 to 4 (C1-C6)alkoxy, halo(C1-  
C6)alkyl or (C1-C6)alkylene dioxy; (C1-C6)alkyl having  
15 unsaturated condensed heterocyclic group containing 1 to 4  
nitrogen atom(s); cyano; amino; (C1-C6)alkanoylamino;  
aroylamino which may have 1 to 3 hydroxy, (C1-C6)alkoxy,  
halogen or phenyl; cyclo(C3-C6)alkylcarbonylamino; (C1-  
C6)alkoxy(C1-C6)alkylcarbonylamino; (C2-  
20 C6)alkynylcarbonylamino; (C1-C6)alkylsulfonylamino;  
phenylsulfonylamino; phenyl(C1-C6)alkylcarbamoyl;

and the more preferred one may be methyl, ethyl, vinyl,  
ethynyl, cyano, phenyl, phenethyl,  
2-methoxyphenethyl, 3-methoxyphenethyl,  
25 4-methoxyphenethyl, 3,4-dimethoxyphenethyl,  
3-trifluoromethylphenethyl, 3,4-methylenedioxyphenethyl,  
2-indolylethyl, 4-methoxyphenethylcarbamoyl,  
phenylsulfonylamino, n-butylsulfonylamino, methyl,  
benzoylamino, amino, acetylamino, p-hydroxybenzoylamino,  
30 p-methoxybenzoylamino, p-chlorobenzoylamino,  
n-butanoylamino, cyclopropylcarbonylamino,  
3-methoxypropionylamino, biphenylcarbonylamino and  
propargylcarbonylamino.

35 Sutable "N-containing heterocyclic group" may

include saturated or unsaturated monocyclic or polycyclic heterocyclic group containing at least nitrogen atom and which may also contain the other hetero-atom such as an oxygen, sulfur atom or the like.

5 And, especially preferable N-containing heterocyclic group may be heterocyclic group such as

unsaturated 3 to 8-membered (more preferably 5 or 6-membered) heteromonocyclic group containing 1 to 4 nitrogen atom(s), for example, pyrrolyl, pyrrolinyl, 10 imidazolyl, pyrazolyl, pyridyl, dihydropyridyl, pyrimidyl, pyrazinyl, pyridazinyl, triazolyl (e.g., 4H-1,2,4-triazolyl, 1H-1,2,3-triazolyl, 2H-1,2,3-triazolyl, etc.), tetrazolyl (e.g., 1H-tetrazolyl, 2H-tetrazolyl, etc.), etc.;

15 saturated 3 to 8-membered (more preferably 5 or 6-membered) heteromonocyclic group containing 1 to 4 nitrogen atom(s), for example, pyrrolidinyl, imidazolidinyl, piperidyl, piperazinyl, etc.;

unsaturated condensed heterocyclic group containing 1 20 to 4 nitrogen atom(s), for example, indolyl, isoindolyl, indolinyl, indolizinyll, benzimidazolyl, quinolyl, tetrahydroquinolyl (e.g. 1,2,3,4-tetrahydroquinolyl, etc.), dihydroquinolyl, isoquinolyl, indazolyl, quinoxalinyl, dihydroquinoxalinyl, benzotriazolyl, etc.;

25 unsaturated 3 to 8-membered (more preferably 5 or 6-membered) heteromonocyclic group containing 1 to 2 oxygen atom(s) and 1 to 3 nitrogen atom(s), for example, oxazolyl, isoxazolyl, oxadiazolyl (e.g., 1,2,4-oxadiazolyl, 1,3,4-oxadiazolyl, 1,2,5-oxadiazolyl, 30 etc.), etc.;

saturated 3 to 8-membered (more preferably 5 or 6-membered) heteromonocyclic group containing 1 to 2 oxygen atom(s) and 1 to 3 nitrogen atom(s), for example, morpholinyl, sydnonyl, etc.;

35 unsaturated condensed heterocyclic group containing 1

to 2 oxygen atom(s) and 1 to 3 nitrogen atom(s), for example, benzoxazolyl, benzoxadiazolyl, etc.;

5 unsaturated 3 to 8-membered (more preferably 5 or 6-membered) heteromonocyclic group containing 1 to 2 sulfur atom(s) and 1 to 3 nitrogen atom(s), for example, thiazolyl, isothiazolyl, thiadiazolyl (e.g., 1,2,3-thiadiazolyl, 1,2,4-thiadiazolyl, 1,3,4-thiadiazolyl, 1,2,5-thiadiazolyl, etc.), dihydrothiazinyl, etc.;

10 saturated 3 to 8-membered (more preferably 5 or 6-membered) heteromonocyclic group containing 1 to 2 sulfur atom(s) and 1 to 3 nitrogen atom(s), for example, thiomorpholinyl, thiazolidinyl, etc.;

15 unsaturated condensed heterocyclic group containing 1 to 2 sulfur atom(s) and 1 to 3 nitrogen atom(s), for example, benzothiazolyl, benzothiadiazolyl, etc. and the like,

20 in which the preferred one may be saturated 5 or 6-membered heteromonocyclic group containing 1 to 4 nitrogen atom(s), unsaturated condensed heterocyclic group containing 1 to 4 nitrogen atom(s), or saturated 5 or 6-membered heteromonocyclic group containing 1 to 2 oxygen atom(s) and 1 to 3 nitrogen atom(s);

25 and the more preferred one may be piperidyl, pyrrolidinyl, morpholinyl and 2,3,4-tetrahydroquinolyl.

30 Suitable "N-containing cyclo(lower)alkyl" in the term "N-containing cyclo(lower)alkyl which may have one or more suitable substituent(s)" may include 3 to 8-membered cycloalkyl containing 1 to 3 nitrogen atom(s), for example, azetidiny, pyrrolidinyl, piperidyl, piperazinyl, etc..

35 Suitable "suitable substituent(s)" in the term "N-containing cyclo(lower)alkyl which may have one or more suitable substituent(s)" may include oxo, amino protective group as mentioned above.

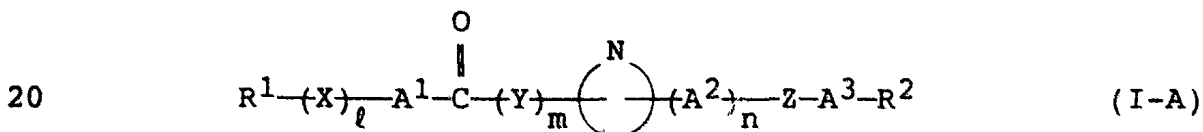
Suitable "suitable substituent(s)" in the term "lower alkylene, lower alkanyl-ylidene or lower alkenylene each of which may have one or more suitable substituent(s)" may include lower alkyl or oxo.

5 Suitable "suitable substituent(s)" in the term "N-containing heterocyclic group which may have one or more suitable substituent(s)" may include lower alkyl, phenyl, halogen or oxo.

10 Suitable "lower alkynylene" may include the ones having 2 to 6 carbon atoms such as ethynylene, 2-propynylene, 2- or 3-butynylene, 2- or 3- or 4-pentynylene or 2- or 3- or 4- or 5-hexynylene.

15 In the compound (I) as explained above, the preferred one is the following compound (I-A) :

Compound (I-A) :



wherein  $R^1$  is 3 to 8 membered cycloalkyl containing 1 to 3 nitrogen atom(s) which may have one or more suitable substituent(s),

25  $R^2$  is carboxy or esterified carboxy,

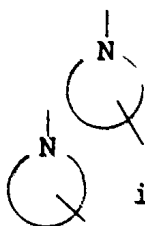
$A^1$  is lower alkylene, lower alkanyl-ylidene or lower alkenylene, each of which may have one or more suitable substituent(s),


30  $A^2$  is lower alkylene,

$A^3$  is lower alkylene which may have one or more suitable substituent(s),

35  is a group of the formula:

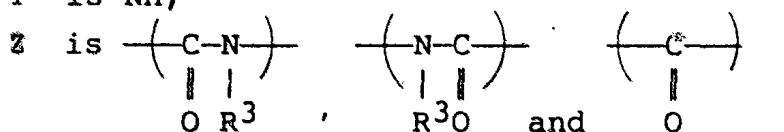




5 wherein  is saturated 3 to 8 membered heteromonocyclic group containing 1 to 4 nitrogen atom(s) which may have one or more suitable substituent(s), unsaturated condensed heterocyclic group containing 1 to 4 nitrogen atom(s) which may have one or more suitable substituent(s) or saturated 3 to 8-membered heteromonocyclic group containing 1 to 2 oxygen atom(s) and 1 to 3 nitrogen atom(s) which may have one or more suitable substituent(s),

15 X is O, S, or NH,

Y is NH,



20 (wherein R<sup>3</sup> is hydrogen or lower alkyl),

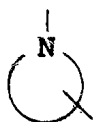
l is an integer of 0 or 1,

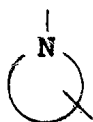
m is an integer of 0 or 1,

n is an integer of 0 or 1,

and the more preferred one is the aforementioned compound (I-A),

25 wherein R<sup>1</sup> is piperidyl which may have 1 or 2 oxo or [5-(lower)alkyl-2-oxo-1,3-dioxol-4-yl]- (lower)alkyl,



30  is piperidyl, morpholinyl, tetrahydroquinolyl or pyrrolydinyll,

A<sup>3</sup> is lower alkylene which may have 1 to 3 suitable substituent(s) selected from the group consisting of (C1-C6)alkyl; (C2-C6)alkenyl; (C2-C6)alkynyl; phenyl;

35

phenyl(C1-C6)alkyl; phenyl(C1-C6)alkyl  
 having 1 to 4 (C1-C6)alkoxy, halo(C1-  
 C6)alkyl or (C1-C6)alkylene dioxy; (C1-  
 C6)alkyl having unsaturated condensed  
 heterocyclic group containing 1 to 4  
 nitrogen atom(s); cyano; amino; (C1-  
 C6)alkanoylamino; aroylamino which may have  
 1 to 3 hydroxy, (C1-C6)alkoxy, halogen or  
 phenyl; cyclo(C3-C6)alkylcarbonylamino;  
 (C1-C6)alkoxy(C1-C6)alkylcarbonylamino;  
 (C2-C6)alkynylcarbonylamino; (C1-  
 C6)alkylsulfonylamino; phenylsulfonylamino;  
 and phenyl(C1-C6)alkylcarbonylamino;

$R^2$ ,  $R^3$ ,  $A^1$ ,  $A^2$ , X, Y or Z are each as defined  
 above,

$l$  is an integer of 0,

$m$  is an integer of 0,

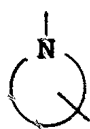
$n$  is an integer of 0,

and the much more preferred one is the aforementioned  
 compound (I-A),

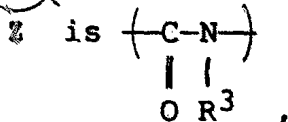
wherein  $R^1$  is piperidyl,

$A^1$  is lower alkylene or lower alkanyl-ylidene,

$A^3$  is lower alkylene which may have lower alkyl,  
 lower alkynyl or lower alkanoylamino,



is piperidyl,



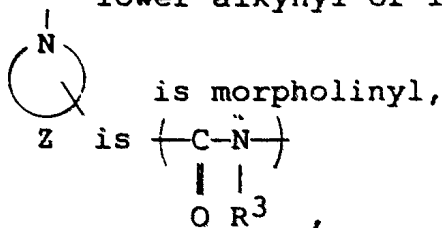
30  $R^2$ ,  $R^3$ ,  $A^2$ , Y,  $l$ ,  $m$  and  $n$  are each as defined in  
 the more preferred one,

and the another much more preferred one is the  
 aforementioned compound (I-A),

wherein  $R^1$  is piperidyl,

35  $A^1$  is lower alkylene or lower alkanyl-ylidene,

A<sup>3</sup> is lower alkylene which may have lower alkyl,  
lower alkynyl or lower alkanoylamino,



5

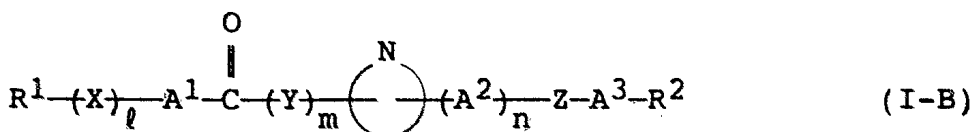
R<sup>2</sup>, R<sup>3</sup>, A<sup>2</sup>, Y, ℓ, m and n are each as defined in  
the more preferred one.

10

In the compound (I) as explained above, another  
preferred one is the following compound (I-B) :

15

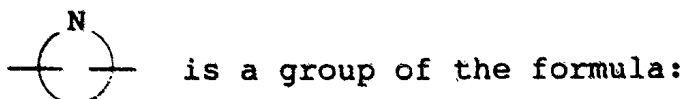
Compound (I-B) :



20

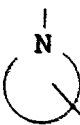
wherein R<sup>1</sup> is N-containing cycloalkyl which may  
have one or more suitable substituent(s),  
R<sup>2</sup> is carboxy or esterified carboxy,  
A<sup>1</sup> is lower alkylene, lower alkanyl-ylidene or  
lower alkenylene, each of which may have one  
or more suitable substituent(s),  
A<sup>2</sup> is lower alkylene,  
A<sup>3</sup> is lower alkylene which may have one or more  
suitable substituent(s),

30



35



wherein  is N-containing heterocyclic group which may have one or more suitable substituent(s),

5 X is O,

Y is NH,

Z is  $\left( \begin{array}{c} \text{---C---N---} \\ | \quad | \\ \text{O} \quad \text{R}^3 \end{array} \right)$  ,  $\left( \begin{array}{c} \text{---N---C---} \\ | \quad | \\ \text{R}^3 \text{O} \end{array} \right)$  and  $\left( \begin{array}{c} \text{---C---} \\ | \\ \text{O} \end{array} \right)$  ,

10 (wherein R<sup>3</sup> is hydrogen or lower alkyl),

ℓ is an integer of 1,

m is an integer of 0 or 1,

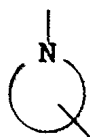
n is an integer of 0 or 1,

and the more preferred one is the aforementioned compound (I-B),

15

wherein R<sup>1</sup> is piperidyl, piperazinyl or azetidiny, each of which may have 1 or 2 oxo or [5-(lower)alkyl-2-oxo-1,3-dioxol-4-yl]-(lower)alkyl,

20



is piperidyl, morpholinyl,

tetrahydroquinolyl or pyrrolydiny,

A<sup>3</sup> is lower alkylene which may have 1 to 3 suitable substituent(s) selected from the group consisting of (C1-C6)alkyl; (C2-C6)alkenyl; (C2-C6)alkynyl; phenyl; phenyl(C1-C6)alkyl; phenyl(C1-C6)alkyl having 1 to 4 (C1-C6)alkoxy, halo(C1-C6)alkyl or (C1-C6)alkylene dioxy; (C1-C6)alkyl having unsaturated condensed heterocyclic group containing 1 to 4 nitrogen atom(s); cyano; amino; (C1-C6)alkanoylamino; aroylamino which may have 1 to 3 hydroxy, (C1-C6)alkoxy, halogen or phenyl; cyclo(C3-C6)alkanoylamino; (C1-

30

35

C6)alkoxy(C1-C6)alkylcarbonylamino; (C2-C6)alkynylcarbonylamino; (C1-C6)alkylsulfonylamino; phenylsulfonylamino; and phenyl(C1-C6)alkylcarbonyl;

5  $R^2, R^3, A^1, A^2, X, Y, Z$  or  $\ell$  are each as defined above,

$m$  is an integer of 0,

$n$  is an integer of 0,

and the much more preferred one is the aforementioned compound (I-B),

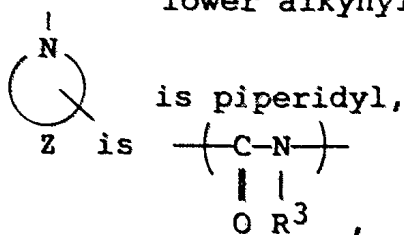
10

wherein  $R^1$  is piperidyl,

$A^1$  is lower alkylene,

$A^3$  is lower alkylene which may have lower alkyl, lower alkynyl or lower alkanoylamino,

15



20

$R^2, R^3, A^2, X, Y, \ell, m$  and  $n$  are each as defined in the more preferred one.

and the much more preferred one is the aforementioned compound (I-B),

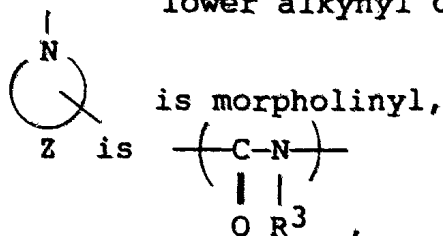
wherein  $R^1$  is piperidyl,

25

$A^1$  is lower alkylene,

$A^3$  is lower alkylene which may have lower alkyl, lower alkynyl or lower alkanoylamino,

30



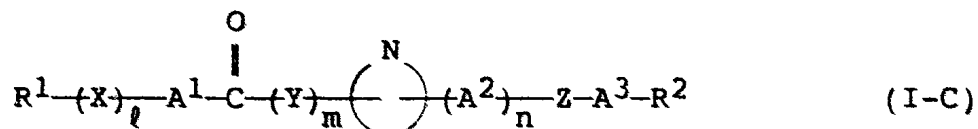
$R^2, R^3, A^2, X, Y, \ell, m$  and  $n$  are each as defined in the more preferred one.

35

In the compound (I) as explained above, another preferred one is the following compound (I-C) :

Compound (I-C) :

5



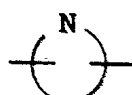
10 wherein  $R^1$  is piperidyl which may have 1 or 2 oxo or [5-(lower)alkyl-2-oxo-1,3-dioxol-4-yl]-  
(lower)alkyl,

$R^2$  is carboxy or esterified carboxy,

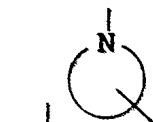
$A^1$  is lower alkanyl-ylidene or lower alkenylene,


15  $A^2$  is lower alkylene,

$A^3$  is lower alkylene which may have lower alkyl,  
lower alkynyl or lower alkanoylamino,

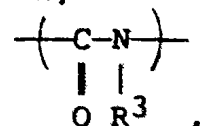
20  is a group of the formula:

20



25 wherein  is piperidyl, morpholinyl,  
tetrahydroquinolyl or pyrrolydinyll,

Y is NH,

Z is  ,

30

(wherein  $R^3$  is hydrogen),

l is 0,

m is an integer of 0 or 1,

n is an integer of 0 or 1,

and the other preferred one is the aforementioned compound  
35 (I-C),

wherein A<sup>3</sup> is lower alkylene having lower alkynyl or lower alkanoylamino,



5 is piperidyl or morpholinyl,  
R<sup>1</sup>, R<sup>2</sup>, R<sup>3</sup>, A<sup>1</sup>, A<sup>2</sup>, X, Y, Z, and t are each as defined above.

m is an integer of 0,

n is an integer of 0.

10

The processes for preparing the object compound (I) of the present invention are explained in detail in the following.

15 Process 1

The object compound (Ia) or a salt thereof can be prepared by reacting a compound (II) or its reactive derivative at the carboxy group or a salt thereof with a compound (III) or its reactive derivative at the amino group or a salt thereof.

20

Suitable reactive derivative at the carboxy group of the compound (II) may include an acid halide, an acid anhydride, an activated amide, an activated ester, and the like. Suitable examples of the reactive derivatives may be an acid chloride; an acid azide; a mixed acid anhydride with an acid such as substituted phosphoric acid [e.g. dialkylphosphoric acid, phenylphosphoric acid, diphenylphosphoric acid, dibenzylphosphoric acid, halogenated phosphoric acid, etc.], dialkylphosphorous acid, sulfurous acid, thiosulfuric acid, sulfuric acid, sulfonic acid [e.g. methanesulfonic acid, etc.], aliphatic carboxylic acid [e.g. acetic acid, propionic acid, butyric acid, isobutyric acid, pivalic acid, pentanoic acid, isopentanoic acid, 2-ethylbutyric acid, trichloroacetic acid, etc.] or aromatic carboxylic acid [e.g. benzoic

30

35

acid, etc.]; a symmetrical acid anhydride; an activated amide with imidazole, 4-substituted imidazole, dimethylpyrazole, triazole, tetrazole or 1-hydroxy-1H-benzotriazole; or an activated ester [e.g. cyanomethyl ester, methoxymethyl ester, dimethyliminomethyl  
5 [(CH<sub>3</sub>)<sub>2</sub>N<sup>+</sup>=C-] ester, vinyl ester, propargyl ester, p-nitrophenyl ester, 2,4-dinitrophenyl ester, trichlorophenyl ester, pentachlorophenyl ester, mesylphenyl ester,  
10 phenylazophenyl ester, phenyl thioester, p-nitrophenyl thioester, p-cresyl thioester, carboxymethyl thioester, pyranyl ester, pyridyl ester, piperidyl ester, 8-quinolyl thioester, etc.], or an ester with a N-hydroxy compound [e.g. N,N-dimethylhydroxylamine, 1-hydroxy-2-(1H)-  
15 pyridone, N-hydroxysuccinimide, N-hydroxyphthalimide, 1-hydroxy-1H-benzotriazole, etc.], and the like. These reactive derivative can optionally be selected from them according to the kind of the compound (II) to be used.

Suitable salts of the compound (II) and its reactive  
20 derivative can be referred to the ones as exemplified for the compound (I).

Suitable reactive derivative at the amino group of the compound (III) may include Schiff's base type imino or its tautomeric enamine type isomer formed by the reaction  
25 of the compound (III) with a carbonyl compound such as aldehyde, ketone or the like; a silyl derivative formed by the reaction of the compound (III) with a silyl compound such as bis(trimethylsilyl)acetamide, mono(trimethylsilyl)acetamide, bis(trimethylsilyl)urea or  
30 the like; a derivative formed by reaction of the compound (III) with phosphorus trichloride or phosgene, and the like.

Suitable salts of the compound (III) and its reactive  
35 derivative can be referred to the ones as exemplified for the compound (I).



The reaction is usually carried out in a conventional solvent such as water, alcohol [e.g. methanol, ethanol, etc.], acetone, dioxane, acetonitrile, chloroform, methylene chloride, ethylene chloride, tetrahydrofuran, ethyl acetate, N,N-dimethylformamide, pyridine or any other organic solvent which does not adversely influence the reaction. These conventional solvent may also be used in a mixture with water.

In this reaction, when the compound (II) is used in a free acid form or its salt form, the reaction is preferable carried out in the presence of a conventional condensing agent such as N,N'-dicyclohexylcarbodiimide; N-cyclohexyl-N'-morpholinoethylcarbodiimide; N-cyclohexyl-N'-(4-diethylaminocyclohexyl)carbodiimide; N,N'-diethylcarbodiimide, N,N'-diisopropylcarbodiimide; N-ethyl-N'-(3-dimethylaminopropyl)carbodiimide; N,N'-carbonylbis-(2-methylimidazole); pentamethyleneketene-N-cyclohexylimine; diphenylketene-N-cyclohexylimine; ethoxyacetylene; 1-alkoxy-1-chloroethylene; trialkylphosphite; ethyl polyphosphate; isopropyl polyphosphate; phosphorous oxychloride (phosphoryl chloride); phosphorus trichloride; thionyl chloride; oxalyl chloride; lower alkyl haloformate [e.g. ethyl chloroformate, isopropyl chloroformate, etc.]; triphenylphosphine; 2-ethyl-7-hydroxybenzoxazolium salt; 2-ethyl-5-(m-sulfophenyl)isoxazolium hydroxide intramolecular salt; 1-(p-chlorobenzenesulfonyloxy)-6-chloro-1H-benzotriazole; so-called Vilsmeier reagent prepared by the reaction of N,N-dimethylformamide with thionyl chloride, phosgene, trichloromethyl chloroformate, phosphorus oxychloride, methanesulfonyl chloride, etc.; or the like.

The reaction may also be carried out in the presence of an inorganic or organic base such as an alkali metal carbonate, alkali metal bicarbonate, tri(lower)alkylamine,

pyridine, N-(lower)alkylmorpholine,  
N,N-di(lower)alkylbenzylamine, or the like.

The reaction temperature is not critical, and the  
reaction is usually carried out under cooling to warming.

5

#### Process 2

The object compound (Ib) or a salt thereof can be  
prepared by reacting a compound (IV) or its reactive  
derivative at the carboxy group or a salt thereof with a  
10 compound (V) or its reactive derivative at the amino group  
or a salt thereof.

10

This reaction can be carried out in a similar manner  
to that of Process 1 mentioned in the above, and therefore  
the reaction mode and reaction conditions [e.g. reactive  
15 derivative, solvent, reaction temperature, etc.] of this  
reaction are to be referred to those as explained in  
Process 1.

15

#### Process 3

The object compound (Ic) or a salt thereof can be  
prepared by reacting a compound (VII) or its reactive  
derivative at the carboxy group or a salt thereof with a  
20 compound (VI) or its reactive derivative at the amino  
group or a salt thereof.

20

This reaction can be carried out in a similar manner  
to that of Process 1 mentioned in the above, and therefore  
the reaction mode and reaction conditions [e.g. reactive  
25 derivative, solvent, reaction temperature, etc.] of this  
reaction are to be referred to those as explained in  
Process 1.

25

30

#### Process 4

The object compound (Ie) or a salt thereof can be  
prepared by subjecting a compound (Id) or a salt thereof  
35 to elimination reaction of amino protective group.

35

This reaction is carried out in accordance with a conventional method such as hydrolysis, reduction or the like.

5 The hydrolysis is preferably carried out in the presence of a base or an acid including Lewis acid.

Suitable base may include an inorganic base and an organic base such as an alkali metal [e.g. sodium, potassium, etc.], an alkaline earth metal [e.g. magnesium, calcium, etc.], the hydroxide or carbonate or bicarbonate thereof, trialkylamine [e.g. trimethylamine, triethylamine, etc.], picoline, 1,5-diazabicyclo[4.3.0]non-5-ene, 1,4-diazabicyclo[2.2.2]octane, 1,8-diazabicyclo[5.4.0]undec-7-ene, or the like.

15 Suitable acid may include an organic acid [e.g. formic acid, acetic acid, propionic acid, trichloroacetic acid, trifluoroacetic acid, etc.] and an inorganic acid [e.g. hydrochloric acid, hydrobromic acid, sulfuric acid, hydrogen chloride, hydrogen bromide, etc.].

20 The elimination using Lewis acid such as trihaloacetic acid [e.g. trichloroacetic acid, trifluoroacetic acid, etc.] or the like is preferably carried out in the presence of cation trapping agents [e.g. anisole, phenol, etc.].

25 The reaction is usually carried out in a solvent such as water, an alcohol [e.g. methanol, ethanol, etc.], methylene chloride, tetrahydrofuran, a mixture thereof or any other solvent which does not adversely influence the reaction. A liquid base or acid can be also used as the solvent. The reaction temperature is not critical and the reaction is usually carried out under cooling to warming.

30 The reduction method applicable for the elimination reaction may include chemical reduction and catalytic reduction.

35 Suitable reducing agents to be used in chemical

reduction are a combination of metal [e.g. tin, zinc, iron, etc.] or metallic compound [e.g. chromium chloride, chromium acetate, etc.] and an organic or inorganic acid [e.g. formic acid, acetic acid, propionic acid, trifluoroacetic acid, p-toluenesulfonic acid, hydrochloric acid, hydrobromic acid, etc.].

Suitable catalysts to be used in catalytic reduction are conventional ones such as platinum catalysts [e.g. platinum plate, spongy platinum, platinum black, colloidal platinum, platinum oxide, platinum wire, etc.], palladium catalysts [e.g. spongy palladium, palladium black, palladium oxide, palladium on carbon, colloidal palladium, palladium on barium, sulfate, palladium on barium carbonate, etc.], nickel catalysts [e.g. reduced nickel, nickel oxide, Raney nickel, etc.], cobalt catalysts [e.g. reduced cobalt, Raney cobalt, etc.], iron catalysts [e.g. reduced iron, Raney iron, etc.], copper catalysts [e.g. reduced copper, Raney copper, Ullman copper, etc.] and the like.

The reduction is usually carried out in a conventional solvent which does not adversely influence the reaction such as water, methanol, ethanol, propanol, N,N-dimethylformamide, or a mixture thereof. Additionally, in case that the above-mentioned acids to be used in chemical reduction are in liquid, they can also be used as a solvent. Further, a suitable solvent to be used in catalytic reduction may be the above-mentioned solvent, and other conventional solvent such as diethyl ether, dioxane, tetrahydrofuran, etc., or a mixture thereof.

The reaction temperature of this reduction is not critical and the reaction is usually carried out under cooling to warming.

The present invention includes within the scope of the invention the case that protected carboxy in R<sup>2</sup> is transformed into carboxy.

Process 5

The object compound (Ig) or a salt thereof can be prepared by subjecting a compound (If) or a salt thereof to elimination reaction of the carboxy protective group.

5 This reaction can be carried out in a similar manner to that of Process 4 mentioned in the above, and therefore the reaction mode and reaction conditions [e.g. base, acid, catalyst, solvent, reaction temperature, etc.] of this reaction are to be referred to those as explained in  
10 Process 4.

Process 6

The object compound (Id) or a salt thereof can be prepared by reacting the compound (Ie) or a salt thereof  
15 to protecting reaction of amino.

This reaction can be carried out according to a conventional manner such as the one described in Examples or the similar manners thereto.

Process 7

20 The object compound (If) or a salt thereof can be prepared by subjecting the compound (Ig) or a salt thereof to protecting reaction of carboxy.

This reaction can be carried out according to a  
25 conventional manner such as the ones described in Examples or the similar manners thereto.

Process 8

30 The object compound (Ii) or a salt thereof can be prepared by subjecting a compound (Ih) or a salt thereof to elimination reaction of amino protective group.

This reaction can be carried out in a similar manner to that of Process 4 mentioned in the above, and therefore the reaction mode and reaction conditions [e.g. reactive  
35 derivative, solvent, reaction temperature, etc.] of this

reaction are to be referred to those as explained in Process 4.

Process 9

5 The object compound (Ih) or a salt thereof can be prepared by subjecting the compound (Ii) or its reactive derivative at the amino group, or a salt thereof to acylation reaction.

10 Suitable acylating agent to be used in the present acylation reaction may include the compound of the formula :



15 (wherein  $R^{10}$  is acyl as mentioned before) or its reactive derivative, or a salt thereof.

20 Suitable reactive derivative at the amino group of the compound (Ii) may include Schiff's base type imino or its tautomeric enamine type isomer formed by the reaction of the compound (Ii) with a carbonyl compound such as aldehyde, ketone or the like; a silyl derivative formed by the reaction of the compound (Ii) with a silyl compound such as N,O-bis(trimethylsilyl)acetamide, N-trimethylsilylacetamide or the like; a derivative formed by the reaction of the compound (Ii) with phosphorus trichloride or phosgene, and the like.

25 Suitable reactive derivative of the compound (X) may include an acid halide, an acid anhydride, an activated ester, and the like. The suitable example may be an acid chloride; acid azide; a mixed acid anhydride with an acid such as substituted phosphoric acid (e.g.,  
30 dialkylphosphoric acid, phenylphosphoric acid, diphenylphosphoric acid, dibenzylphosphoric acid, halogenated phosphoric acid, etc.), dialkylphosphorous acid, sulfurous acid, thiosulfuric acid, alkanesulfonic acid (e.g., methanesulfonic acid, ethanesulfonic acid,  
35

etc.), sulfuric acid, alkylcarbonic acid, aliphatic  
carboxylic acid (e.g., pivalic acid, pentanoic acid,  
isopentanoic acid, 2-ethylbutyric acid, trichloroacetic  
acid, etc.); aromatic carboxylic acid (e.g., benzoic acid,  
5 etc.); a symmetrical acid anhydride; an activated amide  
with imidazole, 4-substituted imidazole, dimethylpyrazole,  
triazole or tetrazole; an activated ester (e.g.,  
cyanomethyl ester, methoxymethyl ester,  
dimethyliminomethyl  $[(CH_3)_2^+N=CH-]$  ester, vinyl ester,  
10 propargyl ester, p-nitrophenyl ester, 2,4-dinitrophenyl  
ester, trichlorophenyl ester, pentachlorophenyl ester,  
mesylphenyl ester, phenylazophenyl ester, phenylthio  
ester, p-nitrophenyl thioester, p-cresyl thioester,  
carboxymethyl thioester, pyranyl ester, pyridyl ester,  
15 piperidyl ester, 8-quinolyl thioester, etc.); an ester  
with a N-hydroxy compound (e.g.,  
N,N-dimethylhydroxylamine, 1-hydroxy-2-(1H)-pyridone,  
N-hydroxysuccinimide, N-hydroxybenzotriazole,  
N-hydroxyphthalimide, 1-hydroxy-6-chloro-1H-benzotriazole,  
20 etc.); and the like. These reactive derivatives can  
optionally be selected from them accordingly to the kind  
of the compound (Ii) to be used.

The reaction is usually carried out in a conventional  
solvent such as water, acetone, dioxane, acetonitrile,  
25 chloroform, methylene chloride, ethylene chloride,  
tetrahydrofuran, ethyl acetate, N,N-dimethylformamide,  
pyridine or any other organic solvents which do not  
adversely affect the reaction, or the mixture thereof.

When the compound (Ii) is used in free acid form or  
30 its salt form in the reaction, the reaction is preferably  
carried out in the presence of a conventional condensing  
agent such as N,N'-dicyclohexylcarbodiimide; N-cyclohexyl-  
N'-morpholinoethylcarbodiimide; N-cyclohexyl-N'-(4-  
diethylaminocyclohexyl)carbodiimide;  
35 N,N'-diisopropylcarbodiimide; N-ethyl-N'-(3-

dimethylaminopropyl)carbodiimide; N,N-carbonyl-bis(2-methylimidazole); pentamethyleneketene-N-cyclohexylimine; diphenylketene-N-cyclohexylimine; ethoxyacetylene; 1-alkoxy-1-chloroethylene; trialkyl phosphite; isopropyl polyphosphate; phosphorous oxychloride (phosphoryl chloride); phosphorous trichloride; thionyl chloride; oxalyl chloride; triphenylphosphite; 2-ethyl-7-hydroxybenzoxazolium salt; 2-ethyl-5-(m-sulfophenyl)isoxazolium hydroxide intra-molecular salt; 1-(p-chlorobenzenesulfonyloxy)-6-chloro-1H-benzotriazole; so-called Vilsmeier reagent prepared by the reaction of N,N-dimethylformamide with thionyl chloride, phosgene, phosphorous oxychloride, etc.; or the like.

The reaction may also be carried out in the presence of an organic or inorganic base such as an alkali metal bicarbonate, tri(lower)alkylamine, pyridine, N-(lower)alkylmorpholine, 1-di(lower)alkylbenzylamine, or the like.

The reaction temperature is not critical, and the reaction is usually carried out under cooling to heating.

The processes for preparing the starting compounds (IV) and (V) are explained in detail in the following.

#### 25 Process A

The object compound (IX) or a salt thereof can be prepared by reacting a compound (II) or its reactive derivative at the carboxy group or a salt thereof with a compound (VIII) or its reactive derivative at the amino group or a salt thereof.

This reaction can be carried out in a similar manner to that of Process 1 mentioned in the above, and therefore the reaction mode and reaction conditions [e.g. reactive derivative, solvent, reaction temperature, etc.] of this reaction are to be referred to those as explained in



Process 1.Process B

5 The object compound (IV) or a salt thereof can be prepared by subjecting a compound (IX) or a salt thereof to elimination reaction of the carboxy protective group.

This reaction can be carried out in a similar manner to that of Process 4 mentioned in the above, and therefore the reaction mode and reaction conditions [e.g. base, 10 acid, catalyst, solvent, reaction temperature, etc.] of this reaction are to be referred to those as explained in Process 4.

The present invention includes within the scope of the invention the case that amino protective group in R<sup>1</sup> 15 is transformed into amino.

Process C

20 The object compound (Va) or a salt thereof can be prepared by reacting a compound (6) with acid.

Compound (6) can be prepared as follows.

Compound (2) can be prepared by reacting a compound (1) with formalin, and both compound (4) and compound (5) can be prepared by reacting a compound (2) with a compound 25 (3) to Lipase-catalyzed reaction, and compound (6) can be prepared by reacting compound (5) with aqueous ammonia.

The reaction of each step can be carried out in a conventional manner such as the ones described in Preparations.

30

Process D

The object compound (Vb) or a salt thereof can be prepared by reacting a compound (11) with acid.

Compound (11) can be prepared as follows.

35 Compound (9) can be prepared by reacting a compound

(7) with a compound (8) (wittig reaction), and compound (11) can be prepared by reacting a compound (9) with a compound (10).

5 The reaction of each step can be carried out in a conventional manner such as the ones described in Preparations.

10 When the object compound (I) obtained by the above-mentioned processes is in a free form, it can be converted into a salt form in a conventional manner. On the other hand, when the object compound (I) thus obtained is in a salt form, it can be converted into a free form or another salt form also in a conventional manner.

15 The compounds obtained by the above Processes 1 to 9 and A to D can be isolated and purified by a conventional method such as pulverization, recrystallization, column-chromatography, reprecipitation of the like.

20 It is to be noted that each of the object compound (I) may include one or more stereoisomer such as optical isomer(s) and geometrical isomer(s) due to asymmetric carbon atom(s) and double bond(s) and all such isomers and mixture thereof are included within the scope of this invention.

25 Now in order to show the utility of the object compound (I), some pharmacological test data of the representative compound (I) of the present invention are shown in the following.

30 Test 1 : Effect on platelet aggregation induced by adenosine diphosphate (ADP)

Test Compound

35 (1) the compound of Example 21 (3)

Test Method

Platelet rich plasma (PRP) which contains  $3 \times 10^8$  platelets/ml was prepared from human blood. To the 225  $\mu$ l of PRP, 25  $\mu$ l of drug solution\* was added, and then stirred for 2 minutes at 37°C. To the solution 5  $\mu$ l of ADP (final 2.5  $\mu$ M) was added as an aggregation inducer. Aggregation was measured by using an aggregometer (NBS HEMA-TRACER 801). Activity of inhibitor (test compound) was expressed as IC<sub>100</sub> value i.e. dose required for complete inhibition of platelet aggregation.

Drug solution\* --- Test compound was dissolved in water.

Test Result

Test Compound	IC <sub>100</sub> (M)
(1)	$1.0 \times 10^{-6}$

The pharmaceutical composition of the present invention can be used in the form of a pharmaceutical preparation, for example, in solid, semisolid or liquid form, which contains the object compound (I) or a pharmaceutically acceptable salt thereof, as an active ingredient in admixture with an organic or inorganic carrier or excipient suitable for rectal, pulmonary (nasal or buccal inhalation), nasal, ocular, external (topical), oral or parenteral (including subcutaneous, intravenous and intramuscular) administrations or insufflation.

The active ingredient may be compounded, for example, with the usual non-toxic, pharmaceutically acceptable carriers for tablets, pellets, troches, capsules, suppositories, creams, ointments, aerosols, powders for insufflation, solutions, emulsions, suspensions, and any other form suitable for use. And, if necessary, in

addition, auxiliary, stabilizing, thickening and coloring agents and perfumes may be used.

5 The object compound (I) or a pharmaceutically acceptable salt thereof is/are included in the pharmaceutical composition in an amount sufficient to produce the desired effect upon the process or condition of the diseases.

10 The pharmaceutical composition of the present invention can be manufactured by the conventional method in this field of the art. If necessary, the technique generally used in this field of the art for improving the bioavailability of a drug can be applied to the  
15 pharmaceutical composition of the present invention.

For applying the composition to a human being or an animal, it is preferable to apply it by intravenous (including i.v. infusion), intramuscular, pulmonary, or  
20 oral administration, or insufflation including aerosols from metered dose inhalator, nebulizer or dry powder inhalator.

While the dosage of therapeutically effective amount  
25 of the object compound (I) varies from and also depends upon the age and condition of each individual patient to be treated, in the case of intravenous administration, a daily dose of 0.001-100 mg of the object compound (I) per kg weight of a human being or an animal, in the case of  
30 intramuscular administration, a daily dose of 0.001-100 mg of the object compound (I) per kg weight of a human being or an animal, in case of oral administration, a daily dose of 0.001-200 mg of the object compound (I) per kg weight of a human being or an animal in generally given for the  
35 prevention and/or the treatment of aforesaid diseases in a

human being or an animal.

5

10

15

20

The following Preparations and Examples are given for  
25 the purpose of illustrating the present invention in more  
detail.

Preparation 1

(1) To a mixture of (R)-ethyl nipecotate (1.86 g),  
30 3-(1-tert-butoxycarbonyl-4-piperidyl)propionic acid (3.04  
g) and 1-hydroxybenzotriazole (1.60 g) in N,N-  
dimethylformamide (20 ml) was added 1-ethyl-3-(3-  
dimethylaminopropyl)carbodiimide (2.16 ml) under stirring  
at 0°C. After stirring at ambient temperature overnight,  
35 the mixture was poured into water and extracted with ethyl

acetate. The extract was washed with water, brine and dried over  $MgSO_4$ , and evaporated in vacuo. The residue was purified by chromatography on silica gel eluting with  $(CHCl_3:MeOH) = (100:1)$  to give (R)-ethyl 1-[3-(1-tert-butoxycarbonyl-4-piperidyl)propionyl]-3-piperidinecarboxylate as an oil (4.01 g).

IR (Film) : 2960, 2900, 2840, 1710, 1665, 1630  $cm^{-1}$

NMR ( $CDCl_3$ ,  $\delta$ ) : 1.00-1.20 (1H, m), 1.28 (3H, t,  $J=7.1Hz$ ), 1.45 (9H, s), 1.48-1.88 (9H, m), 1.98-2.15 (1H, m), 2.31-2.51 (3H, m), 2.62-3.12 (4H, m), 3.35-3.47 (1/2H, m), 3.65-3.85 (1H, m), 4.00-4.22 (4H, m), 4.56-4.69 (1/2H, m)

Mass (m/z) : 397 ( $M^++1$ )

The following compounds were obtained according to a similar manner to that of Preparation 1 (1).

(2) Ethyl 1-[2-(1-benzyloxycarbonyl-4-piperidyloxy)acetyl]-3-piperidinecarboxylate

IR (Film) : 2930, 2860, 1720, 1690, 1640  $cm^{-1}$

NMR ( $CDCl_3$ ,  $\delta$ ) : 1.25 (3H, t,  $J=7.1Hz$ ), 1.46-1.94 (7H, m), 2.00-2.16 (1H, m), 2.40-2.59 (1H, m), 2.85-3.40 (4H, m), 3.56-3.64 (1H, m), 3.73-3.98 (3H, m), 4.04-4.32 (2+1/2H, m), 4.15 (2H, q,  $J=7.7Hz$ ), 4.49-4.60 (1/2H, m), 5.12 (2H, s), 7.30-7.37 (5H, m)

Mass (m/z) : 433 ( $M^++1$ )

(3) (R)-Ethyl 1-[3-(1-benzyloxycarbonyl-4-piperidyl)-propionyl]-3-piperidinecarboxylate

IR (Film) : 2980, 2920, 2840, 1715, 1690, 1630  $cm^{-1}$

NMR ( $CDCl_3$ ,  $\delta$ ) : 1.05-1.30 (5H, m), 1.40-1.88 (8H, m), 1.98-2.15 (1H, m), 2.30-2.50 (3H, m), 2.70-3.10 and 3.35-3.47 (total 4H, m), 3.67-3.83 (1H, m), 3.98-4.21 and 4.55-4.66 (total 5H, m), 5.12

(2H, s), 7.29-7.37 (5H, m)

Mass (m/z) : 431 ( $M^+ + 1$ )

(4) Methyl 1-[3-(1-tert-butoxycarbonyl-4-piperidyl)propionyl]-3-pyrrolidinecarboxylate

5

IR (Film) : 3450, 1730, 1680, 1630  $\text{cm}^{-1}$

NMR ( $\text{CDCl}_3$ ,  $\delta$ ) : 1.07-1.18 (2H, m), 1.453 (9H, s),  
1.57-1.69 (3H, m), 1.63 (3H, s), 2.12-2.31 (3H, m),  
2.61-2.73 (2H, m), 3.02-3.20 (1H, m), 3.45-  
3.75 (7H, m), 4.05-4.15 (2H, m)

10

Mass (m/z) : 369 ( $M^+ + 1$ )

(5) 3-[3-(1-tert-butoxycarbonyl-4-piperidyl)propionyl]aminopyridine

15

mp : 152-153°C

IR (Nujol) : 1680, 1600  $\text{cm}^{-1}$

NMR ( $\text{CDCl}_3$ ,  $\delta$ ) : 1.00-1.20 (2H, m), 1.45 (9H, s),  
1.40-1.51 (1H, m), 1.61-1.75 (4H, m), 2.43 (2H, t,  $J=7.6\text{Hz}$ ),  
2.39-2.46 (2H, m), 4.03-4.14 (2H, m), 7.28 (1H, t,  $J=7.0\text{Hz}$ ),  
8.22 (1H, dd,  $J=5.7$  and  $2.3\text{Hz}$ ), 8.32 (1H, dd,  $J=4.7$  and  $1.4\text{Hz}$ ),  
8.59 (1H, d,  $J=2.4\text{Hz}$ ), 8.65 (1H, s)

20

Mass (m/z) : 334 ( $M^+ + 1$ )

(6) Ethyl (S)-1-[3-(1-tert-butoxycarbonyl-4-piperidyl)propionyl]-3-piperidinecarboxylate

25

IR (Film) : 2930, 2860, 1720, 1680, 1635  $\text{cm}^{-1}$

NMR ( $\text{CDCl}_3$ ,  $\delta$ ) : 1.03-1.23 (2H, m), 1.27 (3H, t,  $J=7.1\text{Hz}$ ),  
1.45 (9H, s), 1.53-1.74 (9H, m), 1.98-2.15 (1H, m),  
2.32-2.51 (3H, m), 2.60-3.11 (4H, m), 3.68-3.86 (1H, m),  
4.03-4.22 (4H, m)

30

Mass (m/z) : 397 ( $M^+ + 1$ )

(7) N-[(R)-(1-benzyloxycarbonyl)-3-piperidylcarbonyl]-2(S)-tert-butoxycarbonylamino- $\beta$ -alanine ethyl ester

35

IR (Film) : 3320, 2975, 2930, 2860, 1700, 1680,  
1660  $\text{cm}^{-1}$

NMR ( $\text{CDCl}_3$ ,  $\delta$ ) : 1.23-1.32 (1H, m), 1.28 (3H, t,  
J=7.1Hz), 1.43 (9H, s), 1.47-1.67 (4H, m), 1.72-  
2.03 (2H, m), 2.23-2.40 (1H, m), 3.45-3.90 (4H,  
m), 4.13-4.25 (3H, m), 4.31-4.42 (1H, m), 5.16  
(2H, d, J=6.7Hz), 7.36-7.39 (5H, m)

Mass (m/z) : 478 ( $\text{M}^+ + 1$ )

10 (8) N-(3-Pyridyl)-3(S)-(tert-butoxycarbonylamino)-  
succinamic acid methyl ester

IR (Film) : 2975, 1700, 1680, 1600  $\text{cm}^{-1}$

15 NMR ( $\text{CDCl}_3$ ,  $\delta$ ) : 1.49 (9H, s), 2.77 (1H, dd, J=17.1  
and 6.2Hz), 3.05 (1H, dd, J=17.1 and 4.4Hz),  
3.74 (3H, s), 4.63-4.72 (1H, m), 5.91-6.00 (1H,  
m), 7.23-7.30 (1H, m), 8.11 (1H, dq, J=8.3 and  
1.0Hz), 8.36 (1H, dd, J=4.8 and 1.4Hz), 8.59  
(1H, d, J=2.4Hz), 8.83-8.87 (1H, br)

Mass (m/z) : 324 ( $\text{M}^+ + 1$ )

20

(9) N-[(3-Pyridyl)-2(S)-(tert-butoxycarbonylamino)]-  
succinamic acid ethyl ester

mp : 134-135°C

IR (Nujol) : 3300, 1720, 1680, 1665  $\text{cm}^{-1}$

25 NMR ( $\text{CDCl}_3$ ,  $\delta$ ) : 1.28 (3H, t, J=7.1Hz), 1.45 (9H,  
s), 2.96 (1H, dd, J=16.1 and 4.6Hz), 3.09 (1H,  
dd, J=16.1 and 5.2Hz), 4.24 (2H, q, J=7.1Hz),  
4.58 (1H, dt, J=8.3 and 4.9Hz), 5.71-5.75 (1H,  
m), 7.24-7.30 (1H, m), 8.13-8.20 (1H, m), 8.32-  
30 8.37 (1H, m), 8.43-8.47 (1H, m), 8.57-8.61 (1H,  
m)

Mass (m/z) : 338 ( $\text{M}^+ + 1$ )

35

(10) N-[(3-Pyridyl)-3(R)-(tert-butoxycarbonylamino)]-  
succinamic acid benzyl ester



IR (Film) : 2970, 1705, 1670 cm<sup>-1</sup>

NMR (CDCl<sub>3</sub>, δ) : 1.47 (9H, s), 2.83 (1H, dd, J=15.6 and 6.3Hz), 3.07 (1H, dd, J=17.1 and 4.7Hz), 4.65-4.75 (1H, m), 5.15 (2H, s), 5.93 (1H, d, J=8.4Hz), 7.21-7.27 (1H, m), 7.33 (5H, s), 8.07 (1H, dq, J=8.3 and 1.0Hz), 8.35 (1H, dd, J=4.7 and 1.4Hz), 8.57 (1H, d, J=2.4Hz), 8.87 (1H, s)

Mass (m/z) : 4.00 (M<sup>+</sup>+1)

10 Preparation 2

(1) A solution of (R)-ethyl 1-[3-(1-tert-butoxycarbonyl-4-piperidyl)propionyl]-3-piperidinecarboxylate (3.99 g) in a mixture of methanol (10 ml), tetrahydrofuran (10 ml) and water (10 ml) was added lithium hydroxide (1.27 g) under stirring at 0°C. After stirring at ambient temperature for 1 hour, the mixture was acidified with 5% KHSO<sub>4</sub> aqueous solution and extracted with ethyl acetate. The extract was washed with water, brine and dried over MgSO<sub>4</sub>, and evaporated in vacuo to give (R)-1-[3-(1-tert-butoxycarbonyl-4-piperidyl)propionyl]-3-piperidinecarboxylic acid (3.34 g).

mp : 102-104°C

IR (Nujol) : 1720, 1680, 1630 cm<sup>-1</sup>

NMR (DMSO-d<sub>6</sub>, δ) : 0.84-1.10 (2H, m), 1.38-1.76 (8H, m), 1.38 (9H, s), 1.82-2.01 (1H, m), 2.20-2.45 (3H, m), 2.59-2.76 (2H, m), 2.89-3.09 (1H, m), 3.28-3.40 (1H, m), 3.69-3.98 and 4.31-4.44 (total 4H, m)

30 The following compounds were obtained according to a similar manner to that of Preparation 2 (1).

(2) (R)-1-[3-(1-Benzoyloxycarbonyl-4-piperidyl)propionyl]-3-piperidinecarboxylic acid

35 mp : 134-135°C

IR (Nujol) : 1715, 1680, 1600  $\text{cm}^{-1}$

NMR (DMSO- $d_6$ ,  $\delta$ ) : 0.90-1.10 (2H, m), 1.30-1.73 (8H, m), 1.85-1.98 (1H, m), 2.20-2.49 (3H, m), 2.65-2.86 (2H, m), 2.94-3.06 (1H, m), 3.27-3.38 (1H, m), 3.69-3.84 and 4.34-4.42 (total 2H, m), 3.95-4.02 (2H, m), 5.06 (2H, s), 7.27-7.41 (5H, m), 12.38 (1H, s)

Mass (m/z) : 403 ( $M^+ + 1$ )

10 (3) (S)-1-[3-(1-tert-butoxycarbonyl-4-piperidyl)propionyl]-3-piperidinecarboxylic acid  
mp : 111-112°C

IR (Nujol) : 3100, 1720, 1680, 1620, 1600  $\text{cm}^{-1}$

15 NMR (DMSO- $d_6$ ,  $\delta$ ) : 0.88-1.09 (2H, m), 1.38 (9H, s), 1.28-1.74 (8H, m), 1.87-2.01 (1H, m), 2.15-2.79 (6H, m), 2.94-3.08 (1H, m), 3.70-3.94 (4H, m), 12.31-12.49 (1H, br)

Mass (m/z) : 269 ( $M^+ + 1 - \text{Boc}$ )

### 20 Preparation 3

(1) A mixture of ethyl 1-[2-(1-benzyloxycarbonyl-4-piperidyloxy)acetyl]-3-piperidinecarboxylate (2.06 g) and 1N NaOH aqueous solution (14.29 ml) in a solution of tetrahydrofuran (10 ml), ethanol (10 ml) and water (10 ml) was stirred for 1 hour at ambient temperature. The mixture was acidified with 10% aqueous solution of  $\text{KHSO}_4$  and extracted with ethyl acetate. The extract was washed with water, brine and dried over  $\text{MgSO}_4$ , and evaporated in vacuo. The residue was recrystallized from diethyl ether to give 1-[2-(1-benzyloxycarbonyl-4-piperidyloxy)acetyl]-3-piperidinecarboxylic acid (1.51 g).

mp : 102-104°C

IR (Nujol) : 1720, 1690, 1615, 1600  $\text{cm}^{-1}$

35 NMR (DMSO- $d_6$ ,  $\delta$ ) : 1.34-2.00 (8H, m), 2.23-2.50 (1H, m), 2.73-3.86 (9H, m), 4.14-4.36 (2H, m), 5.07

(2H, s), 7.28-7.42 (5H, m), 12.34-12.55 (1H, br)  
Mass (m/z) : 405 (M<sup>+</sup>+1)

5 The following compound was obtained according to a  
similar manner to that of Preparation 3 (1).

(2) 1-[3-(1-tert-butoxycarbonyl-4-piperidyl)propionyl]-3-  
pyrrolidinecarboxylic acid

mp : 102-103°C

10 IR (Nujol) : 1720, 1680, 1480 cm<sup>-1</sup>

NMR (DMSO-d<sub>6</sub>, δ) : 0.92-0.98 (2H, m), 1.38 (9H, s),  
1.60-1.66 (2H, m), 1.94-2.08 (2H, m), 2.11-2.23  
(2H, m), 2.52-2.66 (2H, m), 2.96-3.14 (1H, m),  
3.33-3.68 (7H, m), 3.88-3.94 (2H, m)

15

#### Preparation 4

(1) To a solution of N-tert-butoxycarbonyl-o-mesyl-(L)-  
serine ethyl ester (5 g) in N,N-dimethylformamide (50 ml)  
was added sodium azide (2.09 g) under stirring at ambient  
20 temperature. After stirring at 60°C for 3 hours, the  
mixture was poured into water and extracted with ethyl  
acetate. The extract was washed with water, brine and  
dried over MgSO<sub>4</sub>, and evaporated in vacuo. The residue  
was purified by column chromatography on silica gel  
25 eluting with (n-hexane:EtOAc = 7:1) to give ethyl 3-  
azidomethyl-2(S)-(tert-butoxycarbonyl)aminopropionate (1.5  
g).

IR (Film) : 3450, 2960, 2090, 1700 cm<sup>-1</sup>

30 NMR (CDCl<sub>3</sub>, δ) : 1.31 (3H, t, J=7.1Hz), 1.46 (9H,  
s), 3.73 (1H, d, J=3.6Hz), 4.26 (2H, q,  
J=7.1Hz), 4.41-4.51 (1H, m), 5.34-5.45 (1H, m)

Mass (m/z) : 159 (M<sup>+</sup>+1-Boc)

35 The following compound was obtained according to a  
similar manner to that of Preparation 4 (1).

(2) N-(Benzyloxycarbonyl)-3(S)-azidomethyl- $\beta$ -alanine  
tert-butyl ester

IR (Film) : 3300, 2100, 1720  $\text{cm}^{-1}$

5 NMR ( $\text{CDCl}_3$ ,  $\delta$ ) : 1.44 (9H, s), 2.51 (2H, d,  
J=6.0Hz), 3.48-3.52 (2H, m), 4.08-4.18 (1H, m),  
5.11 (2H, s), 5.40 (1H, br), 7.34-7.36 (5H, m)

Mass (m/z) : 333 ( $\text{M}^+-1$ )

Preparation 5

10 (1) A mixture of ethyl 3-azido-2(S)-(tert-  
butoxycarbonyl)aminopropionate (0.5 g) and 10% Pd-C (0.1  
g, 50% wet) in ethanol (5 ml) was hydrogenated at  
atmospheric pressure for 1 hour. After the catalyst was  
removed by filtration, the filtrate was concentrated in  
15 vacuo to give 2(S)-(tert-butoxycarbonyl)amino- $\beta$ -alanine  
ethyl ester (0.45 g).

IR (Film) : 3350, 2960, 1720, 1680, 1650  $\text{cm}^{-1}$

20 NMR ( $\text{DMSO-d}_6$ ,  $\delta$ ) : 1.17 (3H, t, J=7.4Hz), 1.39 (9H,  
s), 1.30-1.85 (3H, m), 2.75-2.78 (1H, m), 3.33-  
3.49 (1H, m), 4.07 (2H, q, J=7.1Hz), 6.80-6.89  
and 7.11-7.23 (total 1H, m)

The following compound was obtained according to a  
similar manner to that of Preparation 5 (1).

25

(2) 2(S)-Acetylamino- $\beta$ -alanine ethyl ester

$[\alpha]_D^{25} = -35.9^\circ$  (C=1.0, EtOH)

IR (Film) : 1740, 1630  $\text{cm}^{-1}$

30 NMR ( $\text{DMSO-d}_6$ ,  $\delta$ ) : 1.20 (3H, t, J=7.1Hz), 1.89 (3H,  
s), 2.99-3.23 (2H, m), 4.11 (2H, q, J=7.1Hz),  
4.46-4.57 (1H, m), 8.30 (2H, br), 8.63 (1H, d,  
J=7.68Hz)

Mass (m/z) : 175 ( $\text{M}^++1$ )

35

Preparation 6

To a solution of N-tert-butoxycarbonyl-L-serine ethyl ester (8.20 g) in tetrahydrofuran (300 ml) was added triphenylphosphine (10.15 g, 38.7 mmol), diethyldiazocarbonate (6.09 ml, 38.7 mmol) and  
5 diphenylphosphonic acid (8.34 ml, 38.7 mmol) successively at -5°C. After stirring at room temperature for 3 hours, the mixture was poured into water and extracted with ethyl acetate. The extract was washed with water, saturated aqueous NaHCO<sub>3</sub> solution and brine, dried over MgSO<sub>4</sub> and  
10 evaporated in vacuo. The residue was purified by column chromatography on silica gel eluting with (EtOAc:n-hexane = 10:90) to give ethyl 3-azido-2(S)-(tert-butoxycarbonylamino)propionate (5.0 g).

IR (Film) : 3450, 2960, 2090, 1700 cm<sup>-1</sup>

15 NMR (CDCl<sub>3</sub>, δ) : 1.31 (3H, t, J=7.1Hz), 1.46 (9H, s), 3.73 (1H, d, J=3.6Hz), 4.26 (2H, q, J=7.1Hz), 4.41-4.51 (1H, m), 5.34-5.45 (1H, m)

Mass (m/z) : 159 (M<sup>+</sup>+1-Boc)

#### 20 Preparation 7

To a solution of ethyl 3-azido-2(S)-(tert-butoxycarbonylamino)propionate (0.5 g) in ethyl acetate (5 ml) was added 4N HCl in ethyl acetate (5 ml) at 0°C. After stirring at room temperature for 2 hours, the  
25 mixture was evaporated in vacuo. The residue was recrystallized from diethyl ether to give ethyl 2(S)-amino-3-azidopropionate hydrochloride (0.3 g).

30 NMR (DMSO-d<sub>6</sub>, δ) : 1.25 (3H, t, J=7.1Hz), 3.97 (2H, d, J=4.0Hz), 4.22 (2H, q, J=7.1Hz), 4.34 (1H, t, J=4.0Hz)

Mass (m/z) : 159 (M<sup>+</sup>+1) free of compound

#### Preparation 8

35 (1) To a solution of 3-aminopyridine (1 g) in dichloromethane (10 ml) was added triethylamine (1.63 ml)

and 3-methoxycarbonylpropionyl-chloride (1.44 ml) under stirring at 0°C. After stirring at ambient temperature for 1 hour, the mixture was poured into water and extracted with dichloromethane. The extract was washed with water, saturated aqueous NaHCO<sub>3</sub> solution, water and brine, and dried over MgSO<sub>4</sub>, and evaporated in vacuo. The residue was purified by column chromatography on silica gel eluting with (CHCl<sub>3</sub>:MeOH = 100:1), and recrystallized from diethyl ether to give N-(3-pyridyl)succinamic acid methyl ester (0.73 g).

mp : 78-79°C

IR (Nujol) : 1730, 1685, 1610 cm<sup>-1</sup>

NMR (CDCl<sub>3</sub>, δ) : 2.66-2.81 (4H, m), 3.72 (3H, s), 7.22-7.29 (1H, m), 8.32 (1H, dd, J=8.3 and 1.2Hz), 8.58 (2H, d, J=8.6Hz)

Mass (m/z) : 209 (M<sup>+</sup>+1)

The following compound was obtained according to a similar manner to that of Preparation 8 (1).

(2) Ethyl 2(S)-acetylamino-3-azidopropionate

IR (Film) : 3300, 2100, 1720, 1650 cm<sup>-1</sup>

NMR (CDCl<sub>3</sub>, δ) : 1.32 (3H, t, J=7.1Hz), 2.07 (3H, s), 3.69-3.85 (2H, m), 4.27 (2H, q, J=7.1Hz), 4.70-4.77 (1H, m), 6.36 (1H, br)

Mass (m/z) : 201 (M<sup>+</sup>+1)

#### Preparation 9

A mixture of N-(3-pyridyl)-3(R)-(tert-butoxycarbonylamino)succinamic acid benzyl ester (4.28 g) and 10% Pd-C (0.86 g, 50% wet) in tetrahydrofuran (50 ml) was hydrogenated at atmospheric pressure for 2 hours. After the catalyst was removed by filtration, the filtrate was concentrated in vacuo. The residue was recrystallized from diethyl ether to give N-(3-pyridyl)-3(R)-(tert-

butoxycarbonylamino)succinamic acid (2.55 g).

mp : 98-100°C

IR (Nujol) : 3430, 1735, 1700, 1680  $\text{cm}^{-1}$

5 NMR (DMSO- $d_6$ ,  $\delta$ ) : 1.39 (9H, s), 2.57-2.77 (2H, m),  
3.33-3.46 (1H, m), 4.39-4.50 (1H, m), 7.27-7.38  
(2H, m), 8.03-8.07 (1H, m), 8.26-8.28 (1H, m),  
8.76 (1H, s), 10.28 (1H, s)

#### Preparation 10

10 To a suspension of N-(3-pyridyl)-3(R)-(tert-  
butoxycarbonylamino)succinamic acid (1 g) and sodium  
hydrogen carbonate (0.54 g) in N,N-dimethylformamide (5  
ml) was added to a solution of ethyl bromide (1.76 g) in  
N,N-dimethylformamide (5 ml). After stirring at room  
15 temperature for 4 days, the mixture was poured into water  
and extracted with ethyl acetate. The extract was washed  
with water and brine, and dried over  $\text{MgSO}_4$ , and evaporated  
in vacuo. The residue was purified by column  
chromatography on silica gel eluting with ( $\text{CHCl}_3$ :MeOH =  
20 100:1) to give N-(3-pyridyl)-3(R)-(tert-  
butoxycarbonylamino)succinamic acid ethyl ester (0.63 g)  
as an oil.

IR (Film) : 2980, 2940, 1715, 1675  $\text{cm}^{-1}$

25 NMR ( $\text{CDCl}_3$ ,  $\delta$ ) : 1.28 (3H, t,  $J=7.1\text{Hz}$ ), 1.49 (9H,  
s), 2.76 (1H, dd,  $J=17.2$  and  $6.4\text{Hz}$ ), 3.04 (1H,  
dd,  $J=17.2$  and  $4.3\text{Hz}$ ), 4.19 (2H, q,  $J=7.1\text{Hz}$ ),  
4.60-4.72 (1H, m), 5.86-5.96 (1H, m), 7.23-7.30  
(1H, m), 8.10 (1H, dq,  $J=8.3$  and  $1.1\text{Hz}$ ), 8.36  
(1H, dd,  $J=4.7$  and  $1.4\text{Hz}$ ), 8.59 (1H, d,  
30  $J=2.4\text{Hz}$ ), 8.76-8.81 (1H, br)

Mass (m/z) : 338 ( $M^++1$ )

#### Preparation 11

35 (1) A mixture of N-(3-pyridyl)-3(S)-(tert-  
butoxycarbonylamino)succinamic acid methyl ester (3.91 g)

and 4N HCl in dioxane (3.36 ml) and PtO<sub>2</sub> (0.39 g) in methanol (40 ml) was hydrogenated at atmospheric pressure for 2 hours. After the catalyst was removed by filtration, the filtrate was concentrated in vacuo. The residue was recrystallized from diethyl ether to give N-(3-piperidyl)-3(S)-(tert-butoxycarbonylamino)succinamic acid methyl ester hydrochloride (3.67 g).

IR (Nujol) : 1740, 1680, 1640 cm<sup>-1</sup>

NMR (DMSO-d<sub>6</sub>, δ) : 1.38 (9H, s), 1.64-1.95 (4H, m), 2.48-2.92 (3H, m), 3.08-3.20 (2H, m), 3.60 (3H, d, J=5.1Hz), 3.83-4.04 (2H, m), 4.20-4.43 (1H, m), 7.06-7.20 (1H, m), 8.12-8.29 (1H, m)

Mass (m/z) : 330 (M<sup>+</sup>+1) free of compound

The following compounds were obtained according to a similar manner to that of Preparation 11 (1).

(2) N-(3-Piperidyl)succinamic acid methyl ester hydrochloride

mp : 87-89°C

IR (Nujol) : 3300, 2920, 1720, 1640 cm<sup>-1</sup>

NMR (DMSO-d<sub>6</sub>, δ) : 1.36-1.91 (5H, m), 2.34-2.40 (2H, m), 2.47-3.01 (3H, m), 3.04-3.20 (2H, m), 3.58 (3H, s), 3.84-4.02 (1H, m), 8.23 (1H, d, J=7.3Hz), 9.05-9.20 (1H, br), 9.28-9.40 (1H, br)

Mass (m/z) : 215 (M<sup>+</sup>+1) free of compound

(3) N-(3-Piperidyl)-2(S)-(tert-butoxycarbonylamino)-succinamic acid ethyl ester

IR (Film) : 3400, 1840, 1700, 1640 cm<sup>-1</sup>

NMR (DMSO-d<sub>6</sub>, δ) : 1.16 (3H, t, J=7.1Hz), 1.17-1.79 (6H, m), 1.37 (9H, s), 2.22-2.58 (2H, m), 2.71-2.93 (2H, m), 3.49-3.64 (1H, m), 4.06 (2H, q, J=7.1Hz), 4.29 (1H, q, J=7.4Hz), 7.04-7.10 (1H, m), 7.75 (1H, d, J=7.8Hz)



Mass (m/z) : 344 (M<sup>+</sup>+1)

(4) 3-[[3-(1-tert-butoxycarbonyl-4-piperidyl)propionyl]-amino]piperidine

5 IR (Film) : 3400, 2930, 1635 cm<sup>-1</sup>

NMR (DMSO-d<sub>6</sub>, δ) : 0.85-1.04 (2H, m), 1.27-1.49 (5H, m), 1.38 (9H, s), 1.55-1.77 (5H, m), 1.99-2.40 (2H, m), 2.60-2.91 (5H, m), 3.46-3.64 (2H, m), 3.86-3.96 (2H, m), 7.63-7.67 (1H, m)

10 Mass (m/z) : 340 (M<sup>+</sup>+1)

#### Preparation 12

A mixture of N-(3-pyridyl)-3(R)-(tert-butoxycarbonylamino)succinamic acid ethyl ester (0.62 g) and PtO<sub>2</sub> (0.06 g) in acetic acid (12 ml) was hydrogenated at atmospheric pressure for 6 hours. After the catalyst was removed by filtration, the filtrate was concentrated in vacuo. The residue was dissolved in water. The solution was adjusted to pH 10 with saturated aqueous potassium carbonate solution, and extracted with ethyl acetate. The extract was washed with water and brine, and dried over MgSO<sub>4</sub>, and evaporated in vacuo to give N-(3-piperidyl)-3(R)-(tert-butoxycarbonylamino)succinamic acid ethyl ester (0.51 g) as an oil.

25 IR (Film) : 3500, 2980, 2940, 1710, 1660 cm<sup>-1</sup>

NMR (DMSO-d<sub>6</sub>, δ) : 1.17 (3H, t, J=7.1Hz), 1.38 (9H, s), 1.32-1.70 (6H, m), 2.28-2.88 (4H, m), 3.50-3.64 (1H, br), 4.00 (2H, q, J=7.1Hz), 4.20-4.33 (1H, m), 7.04-7.11 (1H, m), 7.59-7.63 (1H, m)

30 Mass (m/z) : 344 (M<sup>+</sup>+1)

#### Preparation 13

To a mixture of N-(benzyloxycarbonyl)-3(S)-hydroxymethyl-β-alanine tert-butyl ester (3.1 g) and triethylamine (1.35 ml) in dichloromethane (25 ml) was

35

added a solution of methanesulfonyl chloride (1.35 ml) in dichloromethane (5 ml), under ice cooling. After stirring at room temperature for 1 hour. The mixture was poured into water and extracted with dichloromethane. The extract was washed with water, brine and dried over MgSO<sub>4</sub>, and evaporated in vacuo. The residue was purified by column chromatography on silica gel eluting with CHCl<sub>3</sub> to give N-(benzyloxycarbonyl)-3(S)-methanesulfonyloxymethyl-β-alanine tert-butyl ester (3.1 g) as an colorless oil.

10 IR (Film) : 3330, 1710 cm<sup>-1</sup>  
NMR (CDCl<sub>3</sub>, δ) : 1.44 (9H, s), 2.56-2.59 (2H, m),  
2.74 (1H, br), 2.98 (3H, s), 4.25-4.34 (3H, m),  
5.11 (2H, s), 5.44-5.48 (1H, m), 7.35-7.42 (5H, m)

15 Preparation 14

To a mixture of N-benzyloxycarbonyl(L)aspartic acid ω-tert-butyl ester (3.0 g) and triethylamine (1.55 ml) in tetrahydrofuran (30 ml) was added ethyl chlorocarbonate (1.06 ml) at -30°C under nitrogen atmosphere. After stirring for 1 hour, the precipitate was filtered off and the filtrate was added to a solution of NaBH<sub>4</sub> (1.05 g) in tetrahydrofuran (30 ml) - water (6 ml) at 0°C. After stirring for 30 minutes, the mixture was neutralized with 10% aqueous KHSO<sub>4</sub> solution and extract with ethyl acetate. The extract was washed with water, brine and dried over MgSO<sub>4</sub>, and evaporated in vacuo. The residue was purified by column chromatography on silica gel eluting with 2% (MeOH/CHCl<sub>3</sub>) to give N-(benzyloxycarbonyl)-3(S)-hydroxymethyl-β-alanine tert-butyl ester (2.5 g) as an colorless oil.

30 IR (Film) : 3320, 1700 cm<sup>-1</sup>  
NMR (CDCl<sub>3</sub>, δ) : 1.43 (9H, s), 2.53-2.57 (3H, s),  
3.68-3.73 (2H, m), 3.99-4.08 (1H, m), 5.10 (2H, m),  
5.29-5.52 (1H, m), 7.35-7.37 (5H, m)  
35 Mass (m/z) : 310 (M<sup>+</sup>+1)

Preparation 15

(1) A mixture of N-benzyloxycarbonyl-3(S)-hydroxymethyl- $\beta$ -alanine tert-butyl ester (2.0 g), triphenylphosphine (1.87 g), imidazole (0.66 g) and I<sub>2</sub> (1.80 g) was stirred for 30 minutes at room temperature. The precipitate was filtered off and the filtrate was evaporated in vacuo. The residue was purified by column chromatography on silica gel eluting with 5% (EtOAc/n-hexane) to give N-benzyloxycarbonyl-3(S)-iodomethyl- $\beta$ -alanine tert-butyl ester (1.8 g) as a white solid.

IR (Nujol) : 3350, 1700 cm<sup>-1</sup>

NMR (CDCl<sub>3</sub>,  $\delta$ ) : 1.44 (9H, s), 2.48-2.64 (2H, m), 3.41-3.43 (2H, m), 3.91-3.98 (1H, m), 5.11 (2H, s), 5.30-5.35 (1H, m), 7.35-3.37 (5H, m)

The following compound was obtained according to a similar manner to that of Preparation 15 (1).

(2) N-(Benzyloxycarbonyl)-3(S)-(n-butanesulfonyl)-aminomethyl)- $\beta$ -alanine tert-butyl ester

IR (CHCl<sub>3</sub>) : 1710 cm<sup>-1</sup>

NMR (CDCl<sub>3</sub>,  $\delta$ ) : 0.93 (3H, t, J=7.2Hz), 1.43 (9H, s), 1.66-1.83 (4H, m), 2.54 (2H, d, J=6.0Hz), 2.95-3.03 (2H, m), 3.26-3.32 (2H, m), 4.00-4.10 (1H, m), 4.84-4.92 (1H, m), 5.10 (2H, s), 5.60-5.61 (1H, m), 7.35-7.37 (5H, m)

Mass (m/z) : 429 (M<sup>+</sup>+1)

Preparation 16

To a solution of thiophenol (0.15 ml) in N,N-dimethylformamide (6 ml) was added NaH (58 mg) under ice cooling. After stirring at room temperature for 30 minutes, N-(benzyloxycarbonyl)-3(S)-iodomethyl- $\beta$ -alanine tert-butyl ester (0.6 g) was added and stirred for additional 1 hour. The mixture was poured into water and

extracted with ethyl acetate. The extract was washed with water, brine and dried over  $MgSO_4$ , and evaporated in vacuo. The residue was purified by column chromatography on silica gel eluting with 5% (EtOAc/n-hexane) to give N-(benzyloxycarbonyl)-3(S)-phenylthiomethyl- $\beta$ -alanine tert-butyl ester (0.64 g) as a pale yellow oil.

IR (Film) : 3320, 1720  $cm^{-1}$

NMR ( $CDCl_3$ ,  $\delta$ ) : 1.41 (9H, s), 2.50-2.66 (2H, m),  
3.02-3.25 (2H, m), 4.10-4.38 (1H, m), 5.08 (2H,  
s), 5.45-5.50 (1H, m), 7.18-7.38 (10H, m)

Mass (m/z) : 402 ( $M^+ + 1$ )

#### Preparation 17

To a solution of N-(benzyloxycarbonyl)-3(S)-phenylthiomethyl- $\beta$ -alanine tert-butyl ester (0.60 g) in chloroform (10 ml) was added m-chloroperbenzoic acid (0.64 g) at 0°C. After stirring at room temperature for 2 hours, the mixture was poured into saturated aqueous  $NaHCO_3$  solution and extracted with chloroform. The extract was washed with aqueous  $NaHSO_3$  solution, water, brine and dried over  $MgSO_4$ , and evaporated in vacuo to give N-(benzyloxycarbonyl)-3(S)-phenylsulfonylmethyl- $\beta$ -alanine tert-butyl ester (0.4 g) as a colorless oil.

IR (Film) : 3350, 1720, 1520  $cm^{-1}$

NMR ( $CDCl_3$ ,  $\delta$ ) : 1.42 (9H, s), 2.64-2.79 (2H, m),  
3.36-3.46 (1H, m), 3.58-4.61 (1H, m), 4.33-4.37  
(1H, m), 5.02 (2H, s), 5.37-5.65 (1H, m), 7.33-  
7.36 (5H, m), 7.49-7.64 (3H, m), 7.88-7.92 (2H,  
m)

Mass (m/z) : 434 ( $M^+ + 1$ )

#### Preparation 18

(1) A mixture of N-(benzyloxycarbonyl)-3(S)-phenylsulfonylmethyl- $\beta$ -alanine tert-butyl ester (0.44 g) and 10% Pd-C (0.1 g, 50% wet) in acetic acid (5 ml) was

hydrogenated at 1 atmospheric pressure of hydrogen for 1 hour. The catalyst was filtered off and the filtrate was evaporated in vacuo. The residue was dissolved in ethyl acetate and washed with saturated aqueous NaHCO<sub>3</sub> solution. The organic layer was dried over MgSO<sub>4</sub> and evaporated in vacuo to give 3(S)-phenylsulfonylmethyl-β-alanine tert-butyl ester (0.3 g) as a colorless oil.

IR (Film) : 3570, 3370, 1710 cm<sup>-1</sup>

NMR (CDCl<sub>3</sub>, δ) : 1.42 (9H, s), 2.31-2.52 (2H, m),  
3.21-3.30 (2H, m), 3.68-3.78 (1H, m), 7.54-7.72  
(3H, m), 7.91-7.96 (2H, m)

Mass (m/z) : 300 (M<sup>+</sup>+1)

The following compound was obtained according to a similar manner to that of Preparation 18 (1).

(2) 3(S)-(n-butanesulfonylamino)methyl-β-alanine tert-butyl ester

NMR (DMSO-d<sub>6</sub>, δ) : 0.89 (3H, t, J=7.2Hz), 1.40 (9H, s),  
1.54-2.13 (4H, m), 2.31-2.41 (1H, m), 2.81-  
2.87 (2H, m), 2.94-3.02 (4H, m)

Mass (m/z) : 295 (M<sup>+</sup>+1)

#### Preparation 19

To a solution of N-[(R)-(1-benzyloxycarbonyl-3-piperidyl)carbonyl]-2(S)-(tert-butoxycarbonylamino)-β-alanine ethyl ester (0.4 g) in ethyl acetate (4 ml) was added 4N HCl in ethyl acetate (2.1 ml) under stirring at 0°C. After stirring at ambient temperature for 2 hours, the resulting precipitates were collected by filtration to give N-[(R)-1-benzyloxycarbonyl-3-piperidyl)carbonyl]-2(S)-amino-β-alanine ethyl ester hydrochloride (0.31 g).

IR (Nujol) : 3300, 1735, 1680, 1640 cm<sup>-1</sup>

NMR (DMSO-d<sub>6</sub>, δ) : 1.02-1.91 (7H, m), 2.21-2.35 (1H, m),  
2.80-2.89 (2H, m), 3.42-3.67 (2H, m), 3.90-

4.15 (5H, m), 5.07 (2H, d, J=2.7Hz), 7.28-7.42  
(5H, m), 8.43-8.49 (1H, m), 8.64-8.73 (2H, br)  
Mass (m/z) : 378 ( $M^+ + 1$ ) free of compound

5 Preparation 20

A solution of N-[(R)-(1-benzyloxycarbonyl-3-piperidyl)carbonyl]-2(S)-amino- $\beta$ -alanine ethyl ester hydrochloride (300 mg) in dichloromethane (3 ml) was added triethylamine (222  $\mu$ l) and benzoyl chloride (93  $\mu$ l) under  
10 stirring at 0°C. After stirring at ambient temperature for 1 hour, the mixture was poured into water and extracted with dichloromethane. The extract was washed with water, saturated aqueous NaHCO<sub>3</sub> solution, water and brine, and dried over MgSO<sub>4</sub>, and evaporated in vacuo. The  
15 residue was recrystallized from diethyl ether to give N-[(R)-(1-benzyloxycarbonyl-3-piperidyl)carbonyl]-2(S)-benzoylamino- $\beta$ -alanine ethyl ester (349 mg).

mp : 135°C

IR (Nujol) : 3290, 1730, 1685, 1655, 1640  $\text{cm}^{-1}$

20 NMR (CDCl<sub>3</sub>,  $\delta$ ) : 1.30 (3H, t, J=7.1Hz), 1.33-2.10  
(6H, m), 2.26-2.43 (1H, m), 3.26-4.03 (5H, m),  
4.14-4.30 (2H, m), 4.78-4.89 (1H, m), 5.10 (2H,  
d, J=3.9Hz), 7.24-7.55 (10H, m), 7.85-7.95 (1H, m)

Mass (m/z) : 482 ( $M^+ + 1$ )

25

Preparation 21

(1) A solution of N-[(1R)-(1-benzyloxycarbonyl-3-piperidyl)carbonyl]-2(S)-amino- $\beta$ -alanine hydrochloride in water was made basic with aqueous K<sub>2</sub>CO<sub>3</sub> solution, and  
30 extracted with ethyl acetate. The extract was dried over MgSO<sub>4</sub>, and evaporated in vacuo. The residue (198 mg) was dissolved in ethyl acetate (5 ml), and added NaHCO<sub>3</sub> (269 mg) and benzenesulfonyl chloride (136  $\mu$ l). The mixture was refluxed for 4 hours. After the insoluble material  
35 was removed by filtration, the filtrate was concentrated

in vacuo. The residue was purified by column chromatography on silica gel eluting with (CHCl<sub>3</sub>:MeOH = 100:1) to give N-[(R)-1-benzyloxycarbonyl-3-piperidyl)carbonyl]-2(S)-phenylsulfonylamino-β-alanine ethyl ester as an oil (255 mg).

IR (Film) : 1720, 1640 cm<sup>-1</sup>

NMR (CDCl<sub>3</sub>, δ) : 1.12 (3H, t, J=7.1Hz), 1.40-2.11 (7H, m), 2.23-2.50 (1H, m), 3.33-3.83 (3H, m), 3.98 (2H, q, J=7.1Hz), 3.93-4.19 (1H, m), 5.16 (2H, q, J=10.0Hz), 7.31-7.40 (10H, m), 7.81-7.86 (2H, m)

Mass (m/z) : 518 (M<sup>+</sup>+1)

The following compound was obtained according to a similar manner to that of Preparation 21 (1).

(2) N-[(R)-(1-benzyloxycarbonyl-3-piperidyl)carbonyl]-2(S)-(n-butanesulfonylamino)-β-alanine ethyl ester

IR (Film) : 2940, 2860, 1730, 1665 cm<sup>-1</sup>

NMR (CDCl<sub>3</sub>, δ) : 0.93 (3H, t, J=7.3Hz), 1.31 (3H, t, J=7.2Hz), 1.37-1.48 (4H, m), 1.56-1.84 (7H, m), 1.91-2.43 (1H, m), 2.97-3.05 (2H, m), 3.35-3.87 (4H, m), 4.15-4.31 (3H, m), 5.10-5.25 (2H, m), 5.82-6.01 (1/2H, m), 6.63-6.83 (1/2H, m), 7.33-7.37 (5H, m)

Mass (m/z) : 498 (M<sup>+</sup>+1)

#### Preparation 22

To a solution of trimethylsilylacetylene (1715 ml) in tetrahydrofuran (18.0 l) was added ethyl magnesium chloride (2.0M solution in tetrahydrofuran; 6.19 l) was added dropwise below -30°C under nitrogen atmosphere. The reaction mixture was allowed to 0°C and stirred for 1 hour. After cooling to -30°C, 4-acetoxy-2-azetidinone (320 g) was added and warmed to room temperature, and

stirred for 2 hours. After cooling to  $-20^{\circ}\text{C}$ , saturated ammonium chloride (4.0 l) was added. Ethyl acetate (20 l) was added and washed with water (10 l x 2) and brine. The organic layer was dried over magnesium sulfate, filtered off and evaporated in vacuo to give 4-(2-trimethylsilylethynyl)-2-azetidinone (425 g), which was essentially pure, so it was used to the next step without further purification.

IR (Nujol) : 3150, 2130, 1740, 1330, 1240, 1090,  
1060, 950, 840, 750, 740  $\text{cm}^{-1}$

NMR ( $\text{CDCl}_3$ ,  $\delta$ ) : 0.16 (9H, s), 3.02 (1H, ddd,  $J=14.7$   
and 2.7 and 1.6Hz), 3.30 (1H, ddd,  $J=14.7$  and  
5.3 and 1.8Hz), 4.24 (1H, dd,  $J=5.3$  and 2.7Hz),  
6.41 (1H, br)

#### Preparation 23

4-(2-Trimethylsilylethynyl)-2-azetidinone (485 g) and paraformaldehyde (251 g) was heated at  $135^{\circ}\text{C}$  for 45 minutes. The resulting mixture was cooled to room temperature and purified with column chromatography on silica gel ( $\text{CH}_2\text{Cl}_2:\text{EtOAc} = 8:2$ ) to give N-hydroxymethyl-4-(2-trimethylsilylethynyl)-2-azetidinone (429 g).

IR (Nujol) : 3300, 1710, 1280, 1230, 1020, 820  $\text{cm}^{-1}$

NMR ( $\text{CDCl}_3$ ,  $\delta$ ) : 0.18 (9H, s), 3.02 (1H, dd,  $J=14.8$   
and 2.7Hz), 3.26 (1H, dd,  $J=14.8$  and 5.4Hz),  
3.69 (1H, dd,  $J=9.4$  and 5.3Hz), 4.41 (2H, m),  
5.01 (1H, dd,  $J=11.8$  and 5.2Hz)

FAB-Mass : 197 ( $\text{M}^++1$ )

#### Preparation 24

To a solution of N-hydroxymethyl-4-(2-trimethylsilylethynyl)-2-azetidinone (250 g) in dichloromethane (6.5 l) was added vinyl acetate (350 ml) and Lipase PS (trademark; Amano Pharmaceutical Co., Ltd.) (190 g). The mixture was warmed to  $37^{\circ}\text{C}$  and stirred for



32 hours. Catalyst was filtered off and washed with dichloromethane. Solvent was evaporated in vacuo. The residue was subjected to silica gel column chromatography eluting with (n-hexane:EtOAc = 8:2 to 0:1) to give (R)-N-hydroxymethyl-4-(2-trimethylsilylethynyl)-2-azetidinone (192 g).

$[\alpha]_D^{20} = -133.9^\circ$  (C=1.12, CHCl<sub>3</sub>)

IR (Nujol) : 3300, 1710, 1280, 1230, 1020, 820 cm<sup>-1</sup>

NMR (CDCl<sub>3</sub>,  $\delta$ ) : 0.18 (9H, s), 3.02 (1H, dd, J=14.8

and 2.7Hz), 3.26 (1H, dd, J=14.8 and 5.4Hz),  
3.69 (1H, dd, J=9.4 and 5.3Hz), 4.41 (2H, m),  
5.01 (1H, dd, J=11.8 and 5.2Hz)

FAB-Mass : 197.8 (M<sup>+</sup>)

#### 15 Preparation 25

To aqueous ammonia (300 ml) and methanol (1000 ml) was added (S)-N-hydroxymethyl-4-(2-trimethylsilylethynyl)-2-azetidinone (101 g). The resulting mixture was stirred at room temperature for overnight. Solvent was evaporated in vacuo and the residue was added ethyl acetate (1.5 l) and washed with water (100 ml x 3) and brine. The organic layer was dried over MgSO<sub>4</sub>, filtered off and evaporated in vacuo. The residue was purified by column chromatography on silica gel eluting with (CH<sub>2</sub>Cl<sub>2</sub>:EtOAc = 9:1) to (S)-4-ethynyl-2-azetidinone (29.8 g).

$[\alpha]_D^{20} = -63.3^\circ$  (C=1.09, CHCl<sub>3</sub>)

IR (Nujol) : 3200, 2080, 1400, 1320, 1160 cm<sup>-1</sup>

NMR (CDCl<sub>3</sub>,  $\delta$ ) : 2.46 (1H, d, J=2.0Hz), 3.11 (1H, ddd, J=14.8 and 2.5 and 1.6Hz), 3.35 (1H, ddd, J=14.8 and 5.3 and 1.8Hz), 4.27 (1H, m), 6.46 (1H, br)

#### 30 Preparation 26

To a solution of (S)-4-ethynyl-2-azetidinone (28.5 g) in ethanol (140 ml) was added a solution of HCl in ethanol

(5.86N) below 10°C, and stirred for 1 hour at room temperature. The mixture was evaporated in vacuo. The residue was washed with diethyl ether and collected by filtration to give ethyl (S)-3-amino-4-pentynoate hydrochloride (50.3 g) as white crystal. The ratio of enantiomers was determined to be 98.5:1.5 by chiral HPLC using CROWNPAK CR(+) (trademark; DAICEL CHEMICAL INDUSTRIES, LTD.).

$$[\alpha]_D^{20} = -6.27^\circ \text{ (C=1.11, MeOH)}$$

10

IR (Nujol) : 3210, 2190, 1710, 1560  $\text{cm}^{-1}$ NMR (DMSO- $d_6$ ,  $\delta$ ) : 1.21 (3H, t, J=7.1Hz), 2.84 (1H, dd, J=16.1 and 9.1Hz), 3.07 (1H, dd, J=16.1 and 5.0Hz), 4.13 (2H, q, J=7.1Hz), 4.29 (1H, m), 8.94 (3H, br)

15

Mass (m/z) : 142 ( $M^+ + 1$ )

#### Preparation 27

To a solution of  $\text{CBr}_4$  (3.11 g) in dichloromethane (15 ml) was added dropwise a solution of triphenylphosphine (4.92 g) in dichloromethane (15 ml) at 0°C. After stirring for 10 minutes a solution of (S)-N-tert-butyltrimethylsilyl-4-formyl-2-azetidinone (1.0 g) in dichloromethane (10 ml) was added dropwise at 0°C and stirred for 20 minutes. The mixture was poured into saturated aqueous  $\text{NaHCO}_3$  solution and extracted with dichloromethane. The extract was washed with water, dried over  $\text{MgSO}_4$  and evaporated in vacuo. The residue was purified by chromatography on silica gel eluting with (diethyl ether:n-hexane = 1:5) to give (S)-N-tert-butyltrimethylsilyl-4-(2,2-dibromoethenyl)-2-azetidinone (0.83 g) as a pale yellow oil.

20

25

30

IR (Film) : 3450, 3300, 1740, 1600  $\text{cm}^{-1}$ NMR ( $\text{CDCl}_3$ ,  $\delta$ ) : 0.12 (3H, s), 0.16 (3H, s), 0.85 (9H, s), 2.75 (1H, dd, J=2.8 and 15.6Hz), 3.30 (1H, dd, J=5.6 and 15.6Hz), 4.13-4.22 (1H, m),

35

6.38 (1H, d, J=8.8Hz)  
Mass (m/z) : 370 (M<sup>+</sup>+1)

#### Preparation 28

5 To a solution of (S)-N-tert-butyldimethylsilyl-4-(2,2-dibromoethenyl)-2-azetidinone (0.63 g) was added lithium bis(trimethylsilyl)amide (3.75 ml, 1 mol solution in n-hexane) at -75°C. After stirring at -75°C for 1  
10 hour, a saturated aqueous NH<sub>4</sub>Cl solution was added and extracted with ethyl acetate. The extract was washed with water and brine, dried over MgSO<sub>4</sub>, and evaporated in vacuo. The residue was purified by chromatography on silica gel eluting with (diethyl ether:n-hexane = 1:5) to give (S)-N-tert-butyldimethylsilyl-4-ethynyl-2-azetidinone  
15 (0.20 g) as an colorless oil.

$[\alpha]_D^{20} = -61.5^\circ$  (C=1.0, MeOH)

IR (Film) : 3420, 3250, 2100, 1720 cm<sup>-1</sup>

20 NMR (CDCl<sub>3</sub>,  $\delta$ ) : 0.19 (6H, s), 0.88 (9H, s), 2.35 (1H, d, J=2.2Hz), 3.02 (1H, dd, J=3.0 and 15.1Hz), 3.28 (1H, dd, J=5.6 and 15.1Hz), 4.00-4.05 (1H, m)

Mass (m/z) : 210 (M<sup>+</sup>+1)

#### Preparation 29

25 To a solution of (S)-N-tert-butyldimethylsilyl-4-ethynyl-2-azetidinone (120 mg) was added 4N HCl in ethanol (2 ml) at room temperature. After stirring for 1 hour, the mixture was evaporated in vacuo. The residue was recrystallized from diethyl ether to give ethyl (S)-3-amino-4-pentynoate hydrochloride (50 ml) as a white solid.  
30 The ratio of enantiomers was determined to be 99.5:0.5 by chiral HPLC using CROWNPAK CR(+).

$[\alpha]_D^{20} = -7.1^\circ$  (C=1.0, MeOH)

IR (Nujol) : 3210, 2190, 1710, 1560 cm<sup>-1</sup>

35 NMR (DMSO-d<sub>6</sub>,  $\delta$ ) : 1.21 (3H, t, J=7.1Hz), 2.84 (1H,

dd, J=16.1 and 9.1Hz), 3.07 (1H, dd, J=16.1 and 5.0Hz), 4.13 (2H, q, J=7.1Hz), 4.29 (1H, m), 8.94 (3H, br).

Mass (m/z) : 142 (M<sup>+</sup>+1)

5

### Preparation 30

To a mixture of zinc (11.9 g) in tetrahydrofuran (215 ml) was added titanium (IV) isopropoxide (6.0 ml) at ambient temperature and the resultant mixture was stirred for 1 hour. A solution of methyleneiodide (8.1 ml) was then added to the mixture was stirred for 30 minutes. To the resultant mixture was added dropwise a solution of (S)-N-tert-butyldimethylsilyl-4-formyl-2-azetidinone (4.3 g) in tetrahydrofuran (130 ml) and stirred for 2 hours. The mixture was poured into a mixture of diethyl ether (500 ml) and 1N HCl (300 ml). The organic layer was washed with water, saturated aqueous NaHCO<sub>3</sub> solution and brine, dried over MgSO<sub>4</sub>, and evaporated in vacuo. The residue was purified by chromatograph on silica gel eluting with (EtOAc:n-hexane = 1:10) to give (S)-N-tert-butyldimethylsilyl-4-vinyl-2-azetidinone (2.13 g) as a colorless oil.

10

15

20

$[\alpha]_D^{20} = -15.6^\circ$  (C=1.0, MeOH)

IR (Film) : 2940, 2860, 1730 cm<sup>-1</sup>

25

NMR (CDCl<sub>3</sub>, δ) : 0.17 (3H, s), 0.19 (3H, s), 0.96 (9H, s), 2.77 (1H, dd, J=2.8 and 14.7Hz), 3.30 (1H, dd, J=5.6 and 14.7Hz), 3.97-4.06 (1H, m), 5.15-5.13 (2H, m), 5.58-5.76 (1H, m)

Mass (m/z) : 212 (M<sup>+</sup>+1)

30

### Preparation 31

To a solution of (S)-N-tert-butyldimethylsilyl-4-vinyl-2-azetidinone (1.0 g) in ethanol (5 ml) was added 6N HCl in ethanol (5 ml) at 0°C. After stirring for 1 hour, the mixture was evaporated in vacuo and the resultant

35

solid was washed with diethyl ether to give ethyl (S)-3-amino-4-pentenoate hydrochloride (0.67 g) as a white solid.

$[\alpha]_D^{20} = -8.9^\circ$  (C=1.0, MeOH)

5 IR (Nujol) : 3420, 2100, 1720, 1600  $\text{cm}^{-1}$

NMR (DMSO- $d_6$ ,  $\delta$ ) : 1.19 (3H, t, J=7.1Hz), 2.70 (1H, dd, J=8.4 and 16.0Hz), 2.91 (1H, dd, J=5.7 and 16.0Hz), 3.93-4.00 (1H, m), 4.05 (2H, q, J=7.1Hz), 5.31 (1H, d, J=8.0Hz), 5.38 (1H, d, J=15.0Hz), 5.80-5.97 (1H, m), 8.54 (3H, br)

10 Elemental Analysis  $\text{C}_7\text{H}_{13}\text{NO}_2 \cdot \text{HCl} \cdot 0.2\text{C}_2\text{H}_5\text{OH}$

Calcd. : C 47.11, H 8.01, N 7.42

Found : C 47.26, H 8.37, N 7.79

### 15 Example 1

(1) To a mixture of ethyl 3-amino-2-ethynylpropionate hydrochloride (0.5 g), (R)-1-[3-(1-tert-butoxycarbonyl-4-piperidyl)propionyl]-3-piperidinecarboxylic acid (1.04 g) and 1-hydroxybenzotriazole (0.38 g) in N,N-dimethylformamide (5 ml) was added 1-ethyl-3-(3-dimethylaminopropyl)carbodiimide (0.51 ml) under stirring at 0°C. After stirring at ambient temperature overnight, the mixture was poured into water and extracted with ethyl acetate. The extract was washed with water, brine and dried over  $\text{MgSO}_4$ , and evaporated in vacuo. The residue was purified by chromatography on silica gel eluting with  $\text{CHCl}_3:\text{MeOH} = (100:1)$  to give N-[(R)-1-{3-(1-tert-butoxycarbonyl-4-piperidyl)propionyl}-3-piperidylcarbonyl]-3-ethynyl- $\beta$ -alanine ethyl ester as an oil (1.38 g).

IR (Film) : 3440, 3270, 2960, 2920, 2850, 1720, 1710, 1640  $\text{cm}^{-1}$

NMR ( $\text{CDCl}_3$ ,  $\delta$ ) : 0.98-1.20 (1H, m), 1.28 (3H, t, J=7.1Hz), 1.45 (9H, s), 1.45-1.78 (8H, m), 1.89-2.07 (2H, m), 2.26-2.39 (4H, m), 2.61-2.74 (4H,

35

m), 3.20-3.34 (2H, m), 3.53-3.69 and 3.82-3.97  
(total 1H, m), 4.02-4.50 (5H, m), 5.03-5.18 (1H,  
m), 6.80-6.90 and 7.06-7.16 (total 1H, m)

Mass (m/z) : 492 ( $M^+ + 1$ )

5

The following compounds were obtained according to a  
similar manner to that of Example 1 (1).

(2) (3R)-N-[(R)-1-{3-(1-tert-butoxycarbonyl-4-  
10 piperidyl)propionyl}-3-piperidylcarbonyl]-3-methyl- $\beta$ -  
alanine methyl ester

IR (Film) : 3350, 2980, 2930, 2860, 1710, 1620  $\text{cm}^{-1}$

NMR ( $\text{CDCl}_3$ ,  $\delta$ ) : 1.02-1.15 (2H, m), 1.22 (3H, d,  
15  $J=6.8\text{Hz}$ ), 1.45 (9H, s), 1.34-1.79 (9H, m), 1.99-  
2.16 (1H, m), 2.05-2.73 (7H, m), 3.18-3.58 (2H,  
m), 3.67-3.70 (3H, m), 3.85-4.14 (3H, m), 4.29-  
4.49 (1H, m), 6.32-6.43 and 6.69-6.79 (total 1H,  
m)

Mass (m/z) : 468 ( $M^+ + 1$ )

20

(3) N-[(R)-1-{3-(1-tert-butoxycarbonyl-4-piperidyl)-  
propionyl}-3-piperidylcarbonyl]- $\beta$ -alanine ethyl ester

IR (Film) : 3420, 3300, 2920, 2850, 1725, 1665,  
1630  $\text{cm}^{-1}$

NMR ( $\text{CDCl}_3$ ,  $\delta$ ) : 1.00-1.21 (2H, m), 1.27 (3H, t,  
25  $J=7.1\text{Hz}$ ), 1.45 (9H, s), 1.52-1.77 (7H, m), 1.83-  
2.09 (2H, m), 2.17-2.39 (3H, m), 2.48-2.73 (4H,  
m), 3.16-3.68 and 3.83-3.96 (total 5H, m), 4.02-  
4.25 and 4.36-4.99 (total 3H, m), 4.16 (2H, q,  
30  $J=7.2\text{Hz}$ ), 6.23-6.26 and 6.55-6.66 (total 1H, m)

Mass (m/z) : 468 ( $M^+ + 1$ )

(4) N-[1-{2-(1-benzyloxycarbonyl-4-piperidyloxy)acetyl}-  
3-piperidylcarbonyl]- $\beta$ -alanine methyl ester

IR (Film) : 3320, 3000, 2940, 2860, 1730, 1640  $\text{cm}^{-1}$

35

NMR (CDCl<sub>3</sub>, δ) : 1.40-2.01 (9H, m), 2.21-2.36 (1H, m), 2.53 (2H, t, J=5.9Hz), 3.13-3.34 (3H, m), 3.48-3.61 (3H, m), 3.70 (3H, s), 3.97-4.00 (3H, m), 4.11-4.41 (3H, m), 5.12 (2H, s), 6.20-6.30 and 6.42-6.51 (total 1H, m), 7.30-7.37 (5H, m)

5

Mass (m/z) : 490 (M<sup>+</sup>+1)

(5) N-[(R)-1-{3-(1-tert-butoxycarbonyl-4-piperidyl)-proipionyl}-3-piperidylcarbonyl]-3(S)-(4-methoxyphenethyl)aminocarbonyl-β-alanine benzyl ester  
mp : 143°C

10

IR (Nujol) : 3280, 1735, 1680, 1635 cm<sup>-1</sup>

NMR (CDCl<sub>3</sub>, δ) : 0.98-1.26 (3H, m), 1.34-1.84 (9H, m), 1.45 (9H, s), 2.19-2.36 (3H, m), 2.52-2.82 (6H, m), 3.01-3.28 (1H, m), 3.39-3.64 (3H, m), 3.78 (3H, s), 4.01-4.44 (3H, m), 4.76-4.86 (1H, m), 5.17 (2H, s), 5.64-5.72 (1/3H, m), 6.00-6.07 (2/3H, m), 6.83 (2H, d, J=8.6Hz), 6.86-7.20 (3H, m), 7.34 (5H, s)

15

20

Mass (m/z) : 607 (M<sup>+</sup>+1-Boc)

(6) N-[(R)-1-{3-(1-tert-butoxycarbonyl-4-piperidyl)-propionyl}-3-piperidylcarbonyl]-3(R)-phenethyl-β-alanine ethyl ester

25

IR (Film) : 3450, 3310, 2980, 2930, 2860, 1720, 1640 cm<sup>-1</sup>

NMR (CDCl<sub>3</sub>, δ) : 1.01-1.20 (2H, m), 1.22-1.30 (3H, m), 1.45 (9H, s), 1.45-2.05 (13H, m), 2.28-2.72 (8H, m), 3.16-3.59 (2H, m), 3.91-4.48 (4H, m), 4.11 (2H, q, J=7.1Hz), 6.40 (1/3H, d, J=9.0Hz), 6.76 (2/3H, d, J=8.8Hz), 7.16-7.31 (5H, m)

30

Mass (m/z) : 572 (M<sup>+</sup>+1)

(7) N-[(R)-1-{3-(1-tert-butoxycarbonyl-4-piperidyl)propionyl}-3-piperidylcarbonyl]-β-alanine

35

benzyl ester

IR (Film) : 2910, 2840, 1720, 1630  $\text{cm}^{-1}$

NMR ( $\text{CDCl}_3$ ,  $\delta$ ) : 1.01-1.22 (3H, m), 1.45 (9H, s),  
1.33-2.00 (6H, m), 2.18-2.35 (3H, m), 2.54-2.73  
5 (5H, m), 3.15-3.32 (2H, m), 3.45-3.65 (3H, m),  
3.81-3.95 (1/2H, m), 4.02-4.19 (3H, m), 4.35-  
4.49 (1/2H, m), 5.14 (2H, s), 6.12-6.25 (1/3H,  
m), 6.54-6.63 (2/3H, m), 7.36 (5H, s)

Mass (m/z) : 530 ( $\text{M}^+ + 1$ )

10

(8) N-[(R)-1-{3-(1-tert-butoxycarbonyl-4-  
piperidyl)propionyl}-3-piperidylcarbonyl]- $\beta$ -alanine  
1-cyclohexyloxycarbonyloxy)ethyl ester

IR (Film) : 2920, 2850, 1740, 1630  $\text{cm}^{-1}$

15

NMR ( $\text{DMSO}-d_6$ ,  $\delta$ ) : 1.00-1.83 (13H, m), 1.45 (9H, s),  
1.53 (3H, d,  $J=5.5\text{Hz}$ ), 1.89-2.08 (5H, m), 2.02-  
2.44 (4H, m), 2.52-2.73 (5H, m), 3.11-3.29 (2H,  
m), 3.39-3.72 (3H, m), 3.88-4.31 (4H, m), 3.87-  
4.48 (1H, m), 6.30-6.40 (1/3H, m), 6.60-6.69  
20 (2/3H, m), 6.72-6.77 (1H, m)

Mass (m/z) : 610 ( $\text{M}^+ + 1$ )

20

(9) N-[(R)-1-{3-(1-tert-butoxycarbonyl-4-  
piperidyl)propionyl}-3-piperidylcarbonyl]-3(S)-  
25 phenylsulfonylmethyl- $\beta$ -alanine tert-butyl ester

IR (Film) : 3300, 1720, 1660, 1620  $\text{cm}^{-1}$

25

NMR ( $\text{CDCl}_3$ ,  $\delta$ ) : 1.08-1.14 (2H, m), 1.42 (9H, s),  
1.45 (9H, s), 1.52-1.87 (8H, m), 2.20-2.36 (3H,  
m), 2.67-2.72 (4H, m), 3.27-3.38 (3H, m), 3.60-  
30 3.70 (2H, m), 3.86-4.15 (3H, m), 4.48-4.60 (2H,  
m), 7.58-7.62 (3H, m), 7.90-7.94 (2H, m)

Mass (m/z) : 650 ( $\text{M}^+ + 1$ )

30

(10) N-[(R)-1-{3-(1-tert-butoxycarbonyl-4-  
35 piperidyl)propionyl}-3-piperidylcarbonyl]-3(S)-(n-

35



butanesulfonylaminomethyl)- $\beta$ -alanine tert-butyl ester

IR (Film) : 3280, 1720, 1650, 1620  $\text{cm}^{-1}$

NMR ( $\text{CDCl}_3$ ,  $\delta$ ) : 0.95 (3H, t,  $J=7.2\text{Hz}$ ), 1.18-1.20

(2H, m), 1.45 (18H, s), 1.50-2.10 (15H, m),

2.36-2.40 (3H, m), 2.48-2.72 (4H, m), 2.89-3.05

(3H, m), 3.28-3.35 (2H, m), 3.42-3.55 (1H, m),

3.98-4.24 (3H, m), 4.90-5.10 (1H, m)

Mass (m/z) : 645 ( $M^+1$ )

10 (11) N-(R)-1-{3-(1-tert-butoxycarbonyl-4-piperidyl)-  
propionyl}-3-piperidylcarbonyl]-2-

methoxyphenethyl)- $\beta$ -alanine methyl ester

IR (Film) : 2930, 2860, 1730, 1620  $\text{cm}^{-1}$

NMR ( $\text{CDCl}_3$ ,  $\delta$ ) : 1.02-1.21 (2H, m), 1.45 (9H, s),

1.53-1.89 (10H, m), 2.00-2.23 (1H, m), 2.29-2.73

(9H, m), 3.16-3.59 (3H, m), 3.66 (3H, s), 3.78

(3H, s), 3.91 (1H, dd,  $J=13.8$  and  $3.6\text{Hz}$ ), 4.08

(2H, d,  $J=12.7\text{Hz}$ ), 4.23-4.37 (1H, m), 6.72-6.80

(1H, m), 6.82 (2H, d,  $J=8.6\text{Hz}$ ), 7.09 (2H, d,

$J=8.6\text{Hz}$ )

Mass (m/z) : 588 ( $M^+1$ )

25 (12) Ethyl [N-[(R)-1-{3-(1-tert-butoxycarbonyl-4-  
piperidyl)propionyl}-3-piperidylcarbonyl]-2-  
piperidyl]acetate

IR (Film) : 2980, 2930, 2860, 1720, 1675, 1625  $\text{cm}^{-1}$

NMR ( $\text{CDCl}_3$ ,  $\delta$ ) : 1.00-1.30 (4H, m), 1.45 (9H, s),

1.53-1.87 (14H, m), 2.31-3.28 (11H, m),

3.61-3.89 (2H, m), 4.03-4.16 (4H, m), 4.50-4.69

(2H, m), 4.69-4.75 (1/3H, m), 5.13-5.28 (2/3H,

m)

Mass (m/z) : 522 ( $M^+1$ )

35 (13) N-[4-{3-(1-tert-butoxycarbonyl-4-piperidyl)-  
propionyl}-2-morpholinylcarbonyl]- $\beta$ -alanine ethyl

ester

IR (Film) : 2910, 2850, 1720, 1600  $\text{cm}^{-1}$

NMR ( $\text{CDCl}_3$ ,  $\delta$ ) : 1.01-1.21 (1H, m), 1.28 (3H, t,  $J=7.1\text{Hz}$ ), 1.45 (9H, m), 1.45-1.73 (6H, m),  
5 2.30-2.47 (2H, m), 2.52-2.93 (5H, m), 3.04-3.16 (1H, m), 3.49-3.62 (3H, m), 3.86-4.38 (6H, m), 4.18 (2H, q,  $J=7.2\text{Hz}$ ), 7.09-7.19 (1H, m)

Mass (m/z) : 470 ( $M^++1$ )

- 10 (14) N-[(R)-1-{3-(1-tert-butoxycarbonyl-4-piperidyl)propionyl}-3-piperidylcarbonyl]-3-phenyl- $\beta$ -alanine methyl ester

IR (Film) : 2940, 2860, 1735, 1630  $\text{cm}^{-1}$

15 NMR ( $\text{CDCl}_3$ ,  $\delta$ ) : 0.99-1.24 (2H, m), 1.45 (9H, s), 1.45-1.89 (9H, m), 2.00-2.16 (1H, m), 2.25-2.44 (3H, m), 2.61-2.96 (4H, m), 3.19-3.55 (2H, m), 3.55 (3H, s), 3.62-4.48 (4H, m), 5.37-5.47 (1H, m), 7.28-7.35 (5H, m)

Mass (m/z) : 530 ( $M^++1$ )

- 20 (15) N-[(R)-1-{3-(1-tert-butoxycarbonyl-4-piperidyl)propionyl}-3-piperidylcarbonyl]-3(R)-(3,4-dimethoxyphenethyl)- $\beta$ -alanine methyl ester

IR (Film) : 3290, 2980, 2925, 2850, 1720, 1650, 25 1620  $\text{cm}^{-1}$

NMR ( $\text{CDCl}_3$ ,  $\delta$ ) : 1.02-1.23 (3H, m), 1.45 (9H, s), 1.45-1.94 (9H, m), 2.03-2.73 (11H, m), 3.18-3.67 (3H, m), 3.66 (3H, s), 3.85 (3H, s), 3.88 (3H, s), 3.92-4.11 (2H, m), 4.23-4.47 (1H, m), 6.69-30 6.81 (4H, m)

Mass (m/z) : 618 ( $M^++1$ )

- (16) N-[(R)-1-{3-(1-tert-butoxycarbonyl-4-piperidyl)propionyl}-3-piperidylcarbonyl]-3(S)-hydroxymethyl- $\beta$ -alanine tert-butyl ester  
35

NMR (CDCl<sub>3</sub>, δ) : 1.08-1.18 (3H, m), 1.45 (18H, s),  
1.56-1.99 (8H, m), 2.32-2.36 (3H, m), 2.50-2.73  
(4H, m), 3.00-3.33 (2H, m), 3.52-3.62 (1H, m),  
3.69 (3H, t, J=5.2Hz), 4.04-4.20 (4H, m), 6.92  
and 7.27 (total 1H, br)

5

(17) N-[(R)-1-{3-(1-tert-butoxycarbonyl-4-  
piperidyl)propionyl}-3-piperidylcarbonyl]-3(R)-(3-  
methoxyphenethyl)-β-alanine methyl ester

10

IR (Film) : 3280, 1640, 1420, 1240, 1150, 860, 740,  
680 cm<sup>-1</sup>

NMR (DMSO-d<sub>6</sub>, δ) : 0.80-1.15 (6H, m), 1.38 (9H, s),  
1.50-1.96 (6H, m), 2.02-3.10 (16H, m), 3.55 (3H,  
s), 3.72 (3H, s), 3.95 (2H, m), 4.08-4.22 (1H,  
m), 6.73 (3H, m), 7.17 (1H, m), 7.84 (1H, m),  
8.31 (1H, s)

15

Mass (m/z) : 588 (M<sup>+</sup>+1)

(18) N-[(R)-1-{3-(1-tert-butoxycarbonyl-4-  
piperidyl)propionyl}-3-piperidylcarbonyl]-3(R)-[2-(3-  
indolyl)ethyl]-β-alanine methyl ester

20

IR (Film) : 3450, 1710, 1660, 1610 cm<sup>-1</sup>

NMR (CDCl<sub>3</sub>, δ) : 1.08-1.14 (1H, m), 1.42 (9H, s),  
1.45-2.24 (18H, m), 2.34-2.79 (7H, m), 3.35-3.50  
(1H, m), 3.64 and 3.68 (total 1H, s), 3.91-4.11  
(2H, m), 4.37 (1H, br), 6.67-6.71 (1H, m), 7.01  
(1H, s), 7.04-7.26 (2H, m), 7.32-7.37 (1H, m),  
7.56-7.60 (1H, m), 8.14-8.20 (1H, m)

25

Mass (m/z) : 597 (M<sup>+</sup>+1)

30

(19) N-[(R)-1-{3-(1-tert-butoxycarbonyl-4-  
piperidyl)propionyl}-3-piperidylcarbonyl]-3(R)-(3-  
trifluoromethylphenethyl)-β-alanine methyl ester

IR (Film) : 2980, 2925, 2860, 1720, 1645 cm<sup>-1</sup>

35

NMR (CDCl<sub>3</sub>, δ) : 1.00-1.21 (2H, m), 1.45 (9H, s),

1.45-1.72 (9H, m), 1.84-2.20 (3H, m), 2.34-2.77  
(9H, m), 3.39-3.50 (1H, m), 3.63-3.69 (4H, m),  
3.80-3.81 (1H, m), 4.02-4.17 (2H, m), 4.25-4.39  
(1H, m), 6.45-6.53 (1/3H, m), 6.89-6.93 (2/3H,  
5 m), 7.35-7.43 (4H, m)

Mass (m/z) : 626 (M<sup>+</sup>+1)

(20) N-[(R)-1-{3-(1-tert-butoxycarbonyl-4-  
piperidyl)propionyl}-3-piperidylcarbonyl]-3(R)-(2-  
10 methoxyphenethyl)-β-alanine methyl ester

IR (Film) : 2990, 2930, 2860, 1725, 1660, 1620 cm<sup>-1</sup>

NMR (CDCl<sub>3</sub>, δ) : 1.00-1.21 (2H, m), 1.45 (9H, s),  
1.53-2.15 (11H, m), 2.21-2.38 (3H, m), 2.48-2.66  
(6H, m), 3.15-3.60 (2H, m), 3.65 (3H, s), 3.81  
15 (3H, s), 3.86-4.50 (4H, m), 6.23-6.35 (1H, m),  
6.64 (1H, d, J=8.6Hz), 6.81-6.91 (2H, m), 7.09-  
7.19 (2H, m)

Mass (m/z) : 588 (M<sup>+</sup>+1)

(21) N-[(R)-1-{3-(1-tert-butoxycarbonyl-4-  
piperidyl)propionyl}-3-piperidylcarbonyl]-3(R)-(3,4-  
20 methylenedioxyphenethyl)-β-alanine methyl ester

IR (Film) : 2980, 2925, 2860, 1725, 1630 cm<sup>-1</sup>

NMR (CDCl<sub>3</sub>, δ) : 1.00-1.21 (2H, m), 1.45 (9H, s),  
25 1.56 (2H, d, J=7.4Hz), 1.45-2.11 (8H, m), 2.34-  
2.73 (10H, m), 3.16-3.60 (3H, m), 3.66 (3H, s),  
3.91 (1H, dd, J=13.7 and 3.5Hz), 4.02-4.15 (2H,  
m), 4.20-4.34 (1H, m), 5.91 (2H, s), 6.59-6.74  
(3H, m), 6.79 (1H, d, J=8.7Hz)

30 Mass (m/z) : 602 (M<sup>+</sup>+1)

(22) N-[(R)-1-{3-(1-tert-butoxycarbonyl-4-  
piperidyl)propionyl}-3-piperidylcarbonyl]-3(S)-vinyl-  
β-alanine ethyl ester

35 IR (Film) : 3300, 1720, 1680, 1630, 1530 cm<sup>-1</sup>

NMR (CDCl<sub>3</sub>, δ) : 1.03-1.21 (2H, m), 1.26 (3H, t, J=7.2Hz), 1.45 (9H, s), 1.52-2.05 (10H, m), 2.33-2.41 (3H, m), 2.55-2.73 (4H, m), 3.27-3.54 (2H, m), 4.07-4.18 (5H, m), 4.62-4.90 (1H, m), 5.12-5.24 (2H, m), 5.76-5.92 (1H, m), 6.64-6.68, 6.88-6.92 (total 1H, m)

Mass (m/z) : 494 (M<sup>+</sup>+1)

(23) N-[(R)-1-{3-(1-tert-butoxycarbonyl-4-piperidyl)propionyl}-3-piperidylcarbonyl]-3(S)-ethynyl-β-alanine ethyl ester

IR (Film) : 3250, 1730, 1670, 1630, 1610 cm<sup>-1</sup>

NMR (CDCl<sub>3</sub>, δ) : 1.00-1.21 (2H, m), 1.28 (3H, t, J=7.2Hz), 1.50 (9H, s), 1.52-2.03 (9H, m), 1.98 (1H, s), 2.28-2.40 (4H, m), 2.62-2.73 (4H, m), 3.21-3.62 (2H, m), 4.07-4.23 (5H, m), 5.08-5.12 (1H, m), 7.06 and 7.28 (total 1H, br)

(24) N-[(R)-1-{3-(1-tert-butoxycarbonyl-4-piperidyl)propionyl}-3-piperidylcarbonyl]-3(S)-propargylaminocarbonyl-β-alanine benzyl ester

IR (Film) : 3020, 2910, 2840, 1720, 1640, 1620 cm<sup>-1</sup>

NMR (CDCl<sub>3</sub>, δ) : 0.98-1.19 (2H, m), 1.45 (9H, s), 1.51-1.71 (7H, m), 1.84-2.04 (2H, m), 2.20-2.40 (4H, m), 2.60-3.10 (5H, m), 3.16-3.36 (2H, m), 3.54-3.91 (1H, m), 3.97-4.44 (5H, m), 4.79 (1H, q, J=6.4Hz), 5.14 (2H, s), 6.81-6.89 (1H, m), 7.35 (5H, s)

Mass (m/z) : 611 (M<sup>+</sup>+1)

(25) N-[1-{3-(1-tert-butoxycarbonyl-4-piperidyl)propionyl}-3-pyrrolidinylcarbonyl]-3(S)-ethynyl-β-alanine ethyl ester

IR (Film) : 3280, 1730, 1670, 1630, 1530 cm<sup>-1</sup>

NMR (CDCl<sub>3</sub>, δ) : 1.8-1.18 (2H, m), 1.26-1.33 (3H, t,

J=7.4Hz), 1.45 (9H, s), 1.59-1.69 (2H, m), 1.64 (3H, s), 2.09-2.31 (5H, m), 2.61-2.96 (5H, m), 3.44-3.76 (4H, m), 4.15-4.19 (2H, m), 4.22 (2H, q, J=7.4Hz), 5.05-5.12 (1H, m), 6.50-6.70 (1H, m)

5

(26) N-[(R)-1-{3-(1-tert-butoxycarbonyl-4-piperidyl)propionyl}-3-piperidylcarbonyl]-2-methyl- $\beta$ -alanine methyl ester

10

IR (Film) : 3260, 1720  $\text{cm}^{-1}$

NMR ( $\text{CDCl}_3$ ,  $\delta$ ) : 1.08-1.45 (4H, m), 1.52 (9H, s), 1.60-1.63 (7H, m), 1.92-1.97 (2H, m), 2.25-2.39 (3H, m), 2.62-2.73 (3H, m), 3.24-3.56 (5H, m), 3.71 (3H, s), 3.56-3.70 (1H, m), 4.05-4.11 (3H, m), 6.42-6.58 (1H, m)

15

Mass (m/z) : 468 ( $\text{M}^+ + 1$ )

(27) N-[(S)-1-{3-(1-tert-butoxycarbonyl-4-piperidyl)propionyl}-3-piperidylcarbonyl]-3-ethynyl- $\beta$ -alanine ethyl ester

20

IR (Film) : 2980, 2930, 2860, 1730, 1640  $\text{cm}^{-1}$

NMR ( $\text{CDCl}_3$ ,  $\delta$ ) : 1.01-1.21 (2H, m), 1.28 (3H, t, J=7.1Hz), 1.45 (9H, s), 1.40-1.80 (7H, m), 1.88-2.00 (2H, m), 2.28 (1H, d, J=2.4Hz), 2.32-2.46 (3H, m), 2.61-2.74 (6H, m), 3.33 (1H, dd, J=13.6 and 9.2Hz), 4.02-4.14 (3H, m), 4.19 (2H, q, J=7.1Hz), 5.03-5.14 (1H, m), 6.68-7.02 (1H, m)

25

Mass (m/z) : 492 ( $\text{M}^+ + 1$ )

(28) 4-[3-{3-(1-tert-butoxycarbonyl-4-piperidyl)propionyl-amino}-1-piperidyl]-4-oxo-butyric acid methyl ester

30

IR (Film) : 2970, 2920, 2850, 1725, 1650, 1630  $\text{cm}^{-1}$

NMR ( $\text{CDCl}_3$ ,  $\delta$ ) : 0.98-1.21 (2H, m), 1.45 (9H, s), 1.53-1.92 (9H, m), 2.23 (2H, q, J=7.0Hz), 2.36-2.99 (6H, m), 3.15-3.59 (3H, m), 3.69 (3H, s),

35

3.74-3.92 (1H, m), 4.00-4.13 (3H, m), 6.09 and  
6.24 (total 1H, d, J=6.5 and 7.6Hz)

Mass (m/z) : 354 ( $M^+ + 1$ -Boc)

- 5 (29) 4-[3-{3-(1-tert-butoxycarbonyl-4-  
piperidyl)propionylamino}piperidyl]-4-oxo-2(S)-  
benzyloxycarbonylamino butyric acid tert-butyl ester  
IR (Film) : 2950, 2900, 2850, 1700, 1640  $\text{cm}^{-1}$   
NMR ( $\text{CDCl}_3$ ,  $\delta$ ) : 0.97-1.19 (2H, m), 1.43 (9H, s),  
10 1.44 (9H, s), 1.52-2.05 (9H, m), 2.14-2.33 (2H,  
m), 2.45-2.74 (4H, m), 2.88-3.58 (3H, m), 3.73-  
4.48 (5H, m), 4.81-5.19 (3H, m), 6.75-6.79 and  
6.76-6.82 (total 1H, m), 7.34 (5H, s)  
Mass (m/z) : 645 ( $M^+ + 1$ )
- 15 (30) N-[(R)-1-{3-(1-tert-butoxycarbonyl-4-  
piperidyl)propionyl}-3-piperidylcarbonyl]-2(S)-  
acetyl amino- $\beta$ -alanine ethyl ester  
IR (Film) : 3300, 1730, 1660  $\text{cm}^{-1}$   
NMR ( $\text{CDCl}_3$ ,  $\delta$ ) : 1.08-1.13 (2H, m), 1.28 (3H, t,  
20 J=7.1Hz), 1.45 (9H, s), 1.54-1.74 (10H, m), 2.06  
(3H, s), 2.25-2.47 (4H, m), 2.62-2.74 (2H, m),  
3.25-3.38 (2H, m), 3.82-3.90 (1H, m), 4.03-4.26  
(6H, m), 4.72-4.76 (1H, m), 7.19-7.26 (1H, m)  
25 Mass (m/z) : 525 ( $M^+ + 1$ )
- (31) Ethyl N-[(R)-1-{3-(1-tert-butoxycarbonyl-4-  
piperidyl)propionyl}-3-piperidylcarbonyl]-2-piperidyl  
carboxylate  
NMR ( $\text{DMSO-d}_6$ ,  $\delta$ ) : 0.82-1.09 (2H, m), 1.17 (3H, t,  
30 J=7.1Hz), 1.38 (9H, s), 1.31-1.99 (11H, m),  
2.25-2.39 (2H, m), 2.53-3.14 (8H, m), 3.32-4.08  
(6H, m), 4.03 (2H, q, J=7.1Hz), 4.16-4.37 (2H,  
m)  
35 Mass (m/z) : 508 ( $M^+ + 1$ )

(32) N-[(R)-1-{3-(1-tert-butoxycarbonyl-4-piperidyl)propionyl}-3-piperidylcarbonyl]-2-benzyl- $\beta$ -alanine ethyl ester

NMR (DMSO- $d_6$ ,  $\delta$ ) : 0.84-1.21 (5H, m), 1.38 (9H, s),  
1.38-1.89 (11H, m), 2.26-2.37 (2H, m), 2.52-3.29  
(9H, m), 3.68-4.08 (4H, m), 4.13-4.41 (1H, m),  
7.14-7.31 (5H, m), 7.95-8.12 (1H, m)

Mass (m/z) : 558 ( $M^+ + 1$ )

(33) N-[(R)-1-{3-(1-tert-butoxycarbonyl-4-piperidyl)propionyl}-3-piperidylcarbonyl]-2-phenyl- $\beta$ -alanine ethyl ester

NMR (DMSO- $d_6$ ,  $\delta$ ) : 0.85-1.07 (2H, m), 1.14 (3H, t,  
J=7.1Hz), 1.38 (9H, s), 1.38-1.86 (9H, m), 1.99-  
2.43 (3H, m), 2.51-3.08 (4H, m), 3.33-4.34 (9H,  
m), 7.28-7.38 (5H, m), 7.96-8.12 (1H, m)

Mass (m/z) : 544 ( $M^+ + 1$ )

### Example 2

(1) To a mixture of 2(S)-(tert-butoxycarbonyl)amino- $\beta$ -alanine ethyl ester (2.89 g), (R)-1-[3-(1-benzyloxy-carbonyl-4-piperidyl)propionyl]-3-piperidinecarboxylic acid (5.02 g) and 1-hydroxybenzotriazole (1.69 g) in N,N-dimethylformamide (2.27 ml) under stirring at 0°C. After stirring at ambient temperature for overnight, the mixture was poured into water and extracted with ethyl acetate. The extract was washed with water, brine and dried over MgSO<sub>4</sub>, and evaporated in vacuo. The residue was purified by chromatography on silica gel eluting with (CHCl<sub>3</sub>:MeOH = 100:1) to give N-[(R)-1-{3-(1-benzyloxycarbonyl-4-piperidyl)propionyl}-3-piperidylcarbonyl]-2(S)-(tert-butoxycarbonyl)amino- $\beta$ -alanine ethyl ester (6.0 g).

IR (Film) : 2970, 2930, 2850, 1720, 1680 cm<sup>-1</sup>

NMR (CDCl<sub>3</sub>,  $\delta$ ) : 1.04-1.34 (6H, m), 1.47 (9H, s),

1.47-1.81 (9H, m), 2.18-2.49 (3H, m), 2.70-2.82



(2H, m), 3.18-3.40 (2H, m), 3.46-3.60 (2H, m),  
 3.91-4.25 (6H, m), 4.33-4.45 (1H, m), 5.12 (2H,  
 s), 5.86-5.96 and 7.09-7.17 (total 1H, m), 7.32-  
 7.36 (5H, m)

5 Mass (m/z) : 517 (M<sup>+</sup>+1)

The following compounds were obtained according to a  
 similar manner to that of Example 2 (1).

10 (2) N-[1-{3-(1-benzyloxycarbonyl-4-piperidyl)propionyl}-  
 3-piperidylcarbonyl]-3-methyl-β-alanine methyl ester  
 IR (Film) : 3050, 2930, 2850, 1730, 1680, 1635 cm<sup>-1</sup>  
 NMR (CDCl<sub>3</sub>, δ) : 1.02-1.30 (5H, m), 1.40-2.69 (14H,  
 m), 2.76 (2H, t, J=12.9Hz), 3.19-3.68 (5+1/2H,  
 15 m), 3.83-4.01 (1/2H, m), 4.10-4.50 (4h, m), 5.12  
 (2h, s), 6.30-6.39 (1/3H, m), 6.50-6.54 (1/3H,  
 m), 6.68-6.72 (1/3H, m), 7.30-7.37 (5H, m)

Mass (m/z) : 502 (M<sup>+</sup>+1)

20 (3) N-[(R)-1-{2-(1-benzyloxycarbonyl-4-piperidyloxy)-  
 acetyl}-3-piperidylcarbonyl]-β-alanine ethyl ester  
 IR (Film) : 3300, 2940, 2870, 1720, 1680, 1640 cm<sup>-1</sup>  
 NMR (CDCl<sub>3</sub>, δ) : 1.27 (3H, t, J=7.1Hz), 1.43-1.96  
 (8H, m), 2.19-2.34 (1H, m), 2.51 (2H, t,  
 25 J=6.0Hz), 3.05-3.31 (4H, m), 3.47-3.63 (3H, m),  
 3.69-3.96 (3H, m), 4.15 (2H, q, J=7.1Hz), 4.17-  
 4.37 (3H, m), 5.12 (2H, s), 6.30-6.38 (1/3H, m),  
 6.51-6.59 (2/3H, m), 7.30-7.37 (5H, m)

Mass (m/z) : 504 (M<sup>+</sup>+1)

30 (4) N-[(R)-1-{2-(1-benzyloxycarbonyl-4-piperidyloxy)-  
 acetyl}-3-piperidylcarbonyl]-3-ethynyl-β-alanine  
 ethyl ester

IR (Film) : 2930, 2860, 1720, 1640 cm<sup>-1</sup>

35 NMR (CDCl<sub>3</sub>, δ) : 1.28 (3H, t, J=7.1Hz), 1.45-1.97

(8H, m), 2.23-2.38 (1H, m), 2.27 (1H, d, J=1.5Hz), 2.70 (2H, t, J=5.7Hz), 3.13-3.29 (4H, m), 3.54-3.64 (1H, m), 3.75-4.04 (3H, m), 4.07-4.37 (5H, m), 5.03-5.12 (1H, m), 5.12 (2H, s), 6.66-6.97 (1H, m), 7.30-7.36 (5H, m)

Mass (m/z) : 528 (M<sup>+</sup>+1)

(5) N-[(S)-1-{2-(1-benzyloxycarbonyl-4-piperidyloxy)-acetyl}-3-piperidylcarbonyl]-β-alanine ethyl ester

IR (Film) : 3305, 2940, 2860, 1720, 1680, 1640 cm<sup>-1</sup>

NMR (CDCl<sub>3</sub>, δ) : 1.27 (3H, t, J=7.1Hz), 1.41-1.68

(4H, m), 1.76-1.97 (4H, m), 2.19-2.34 (1H, m),

2.51 (2H, t, J=5.9Hz), 3.06-3.31 (4H, m), 3.47-

3.61 (3H, m), 3.70-4.00 (3H, m), 4.15 (2H, q,

J=7.1Hz), 4.14-4.37 (3H, m), 5.12 (2H, s), 6.23-

6.34 (1/3H, m), 6.44-6.53 (2/3H, m), 7.32-7.37

(5H, m)

Mass (m/z) : 504 (M<sup>+</sup>+1)

(6) N-[(R)-1-{3-(1-benzyloxycarbonyl-4-piperidyl)propionyl}-3-piperidylcarbonyl]-2(R)-tert-butoxycarbonylamino-β-alanine methyl ester

IR (Film) : 3000, 2970, 2930, 2850, 1740, 1680,

1650, 1630 cm<sup>-1</sup>

NMR (CDCl<sub>3</sub>, δ) : 1.03-1.24 (2H, m), 1.44 (9H, s),

1.53-2.05 (9H, m), 2.20-2.44 (3H, m), 2.60-2.84

(2H, m), 3.19-3.61 (4H, m), 3.75 (3H, s), 3.85-

4.47 (5H, m), 5.12 (2H, s), 5.51-5.67 (1H, m),

6.44-6.51 and 6.74-6.81 (total 1H, m), 7.30-7.37

(5H, m)

Mass (m/z) : 603 (M<sup>+</sup>+1)

### Example 3

(1) To a mixture of N-[(3-piperidyl)carbonyl]-β-alanine methyl ester hydrochloride (1.57 g), 3-(1-tert-

butoxycarbonyl-4-piperidyl)propionic acid (1.61 g) and 1-hydroxybenzotriazole (0.96 g) in N,N-dimethylformamide (16 ml) was added 1-ethyl-3-(3-dimethylaminopropyl)-carbodiimide (1.14 ml) under stirring at 0°C. After stirring at ambient temperature for 1 hour, the mixture was poured into water and extracted with ethyl acetate. The extract was washed with water, brine and dried over MgSO<sub>4</sub>, and evaporated in vacuo. The residue was purified by chromatography on silica gel eluting with (CHCl<sub>3</sub>:MeOH = 100:1) to give N-[1-{3-(1-tert-butoxycarbonyl-4-piperidyl)propionyl}-3-piperidylcarbonyl]-β-alanine methyl ester as an oil (2.19 g).

IR (Film) : 3410, 3280, 3070, 2910, 2850, 1725, 1680, 1630 cm<sup>-1</sup>

NMR (CDCl<sub>3</sub>, δ) : 1.03-1.21 (2H, m), 1.45 (9H, s), 1.45-2.05 (10H, m), 2.23-2.39 (3H, m), 2.49-2.73 (4H, m), 3.18-3.64 (4H, m), 3.32 (3H, s), 3.81-4.23 and 4.36-4.49 (total 3H, m), 6.23-6.35 and 6.52-6.62 (total 1H, m)

Mass (m/z) : 454 (M<sup>+</sup>+1)

The following compounds were obtained according to a similar manner to that of Example 3 (1).

(2) N-[1-{3-(1-tert-butoxycarbonyl-4-piperidyl)propionyl}-4-piperidylcarbonyl]-β-alanine methyl ester

mp : 79°C

IR (Nujol) : 3290, 3100, 1740, 1690, 1640, 1615 cm<sup>-1</sup>

NMR (CDCl<sub>3</sub>, δ) : 1.00-1.20 (2H, m), 1.45 (9H, s), 1.52-1.77 (7H, m), 1.77-1.92 (2H, m), 2.23-2.38 (3H, m), 2.54 (2H, t, J=5.8Hz), 2.62-2.73 (3H, m), 2.99-3.10 (1H, m), 3.52 (2H, q, J=5.8Hz), 3.71 (3H, s), 3.82-3.95 (1H, m), 4.02-4.15 (2H, m), 4.53-4.67 (1H, m), 6.20-6.29 (1H, m)

Mass (m/z) : 454 ( $M^{+}+1$ )

(3) N-[2-[1-{3-(1-tert-butoxycarbonyl-4-piperidyl)-  
propionyl}-4-piperidyl]acetyl]- $\beta$ -alanine methyl ester

5 IR (Film) : 3300, 1730, 1660  $\text{cm}^{-1}$

NMR ( $\text{CDCl}_3$ ,  $\delta$ ) : 1.08-1.14 (4H, m), 1.45 (9H, s),  
1.52-1.76 (9H, m), 2.05-2.07 (2H, m), 2.29-2.37  
(2H, m), 2.52-2.73 (4H, m), 2.96-3.01 (1H, m),  
3.48-3.57 (2H, m), 3.71 (3H, s), 3.78-3.82 (1H,  
10 m), 4.04-4.08 (2H, m), 4.58-4.64 (1H, m), 6.04-  
6.08 (1H, m)

Mass (m/z) : 468 ( $M^{+}+1$ )

(4) N-[1-{3-(1-tert-butoxycarbonyl-4-piperidyl)-  
propionyl}-3-piperidylcarbonyl]-N-methyl- $\beta$ -alanine  
methyl ester

15 IR (Film) : 3450, 2900, 1720, 1670, 1650, 1620  $\text{cm}^{-1}$

NMR ( $\text{CDCl}_3$ ,  $\delta$ ) : 1.08-1.36 (2H, m), 1.45 (9H, s),  
1.50-1.87 (10H, m), 2.36-2.45 (2H, m), 2.53-2.72  
20 (6H, m), 2.91, 3.11 (total 3H, s), 3.60-3.70  
(3H, m), 3.80-3.88 (1H, m), 4.05-4.60 (2H, m),  
4.60-4.66 (1H, m)

Mass (m/z) : 468 ( $M^{+}$ )

(5) N-[2-[1-{2-(1-tert-butoxycarbonyl-4-piperidyl)-  
acetyl}-3-piperidyl]acetyl]- $\beta$ -alanine methyl ester

25 IR (Film) : 3300, 2920, 2850, 1730, 1630  $\text{cm}^{-1}$

NMR ( $\text{CDCl}_3$ ,  $\delta$ ) : 1.03-1.30 (3H, m), 1.30-2.11 (12H,  
m), 1.45 (9H, s), 2.13-2.19 (1/2H, m), 2.25 (2H,  
30 d,  $J=6.5\text{Hz}$ ), 2.52-2.60 (2H, m), 2.64-2.81  
(2+1/2H, m), 3.05-3.15 (1/2H, m), 3.23-3.36  
(1/2H, m), 3.48-3.57 (2+1/2H, m), 3.70 (3H, d,  
 $J=1.5\text{Hz}$ ), 4.31-4.44 (1/2H, m), 6.07-6.17 (1/2H,  
m), 6.59-6.69 (1/2H, m)

35 Mass (m/z) : 454 ( $M^{+}+1$ )

(6) N-[1-{4-(1-tert-butoxycarbonyl-4-piperidyl)butyryl}-3-piperidylcarbonyl]glycine methyl ester

IR (Film) : 3280, 2910, 2650, 1740  $\text{cm}^{-1}$

NMR ( $\text{CDCl}_3$ ,  $\delta$ ) : 0.99-1.36 (4H, m), 1.45 (9H, s),  
1.53-2.30 (9H, m), 2.31-2.54 (3H, m), 2.61-2.75  
(2H, m), 3.44-3.55 (1H, m), 3.73 (3H, s), 3.78-  
4.20 and 4.37-4.52 (total 7H, m), 6.25-6.35 and  
6.96-7.04 (total 1H, m)

Mass (m/z) : 454 ( $\text{M}^++1$ )

(7) N-[2-[1-{2-(1-tert-butoxycarbonyl-4-piperidylidene)-acetyl}-3-piperidyl]acetyl]- $\beta$ -alanine methyl ester

mp : 121°C

IR (Nujol) : 3320, 1735, 1680, 1630  $\text{cm}^{-1}$

NMR ( $\text{CDCl}_3$ ,  $\delta$ ) : 1.15-1.80 (3H, m), 1.47 (9H, s),  
1.80-2.11 (4H, m), 2.25 (2H, t,  $J=5.0\text{Hz}$ ), 2.46  
(2H, t,  $J=5.7\text{Hz}$ ), 2.56 (2H, q,  $J=6.3\text{Hz}$ ), 2.74-  
2.87 (1H, m), 3.10-3.40 (1H, m), 3.43-3.55  
(6+1/2H, m), 3.70 (3H, s), 3.82-3.96 (1H, m),  
4.29-4.42 (1/2H, m), 5.86 (1H, s), 6.10-6.23 and  
6.65-6.80 (total 1H, m)

Mass (m/z) : 452 ( $\text{M}^++1$ )

(8) N-[1-{3-(1-tert-butoxycarbonyl-4-piperidyl)-propionyl}-3-piperidyl]succinamic acid methyl ester

IR (Film) : 2960, 2920, 2850, 1725, 1650, 1620  $\text{cm}^{-1}$

NMR ( $\text{CDCl}_3$ ,  $\delta$ ) : 1.00-1.21 (2H, m), 1.45 (9H, s),  
1.53-1.99 (9H, m), 2.31-2.48 (4H, m), 2.60-2.76  
(4H, m), 3.04-3.44 (2H, m), 3.60-3.95 (3H, m),  
3.69 (3H, s), 4.03-4.11 (2H, m), 5.70-5.93 (1H,  
m)

Mass (m/z) : 454 ( $\text{M}^++1$ )

(9) N-[2-[1-{3-(1-benzoyloxycarbonyl-4-piperidyl)-propionyl}-3-piperidyl]acetyl]glycine methyl ester

IR (Film) : 2920, 2850, 1740, 1675, 1615  $\text{cm}^{-1}$

NMR ( $\text{CDCl}_3$ ,  $\delta$ ) : 1.01-1.80 (10H, m), 1.80-2.43 (6H, m), 2.63-2.88 (3H, m), 3.37-3.69 (2H, m), 3.75 (3H, s), 3.82-3.95 (1/2H, m), 4.01-4.29 (4H, m), 4.29-4.42 (1/2H, m), 5.12 (2H, s), 6.01-6.10 (1/2H, m), 6.99-7.08 (1/2H, m), 7.30-7.37 (5H, m)

Mass (m/z) : 488 ( $\text{M}^+ + 1$ )

- 10 (10) N-[1-{3-(1-benzyloxycarbonyl-4-piperidyl)propionyl}-3-piperidyl]-2(S)-(tert-butoxycarbonylamino)-succinamic acid ethyl ester

IR (Film) : 3300, 2930, 2860, 1735, 1680, 1635  $\text{cm}^{-1}$

15 NMR ( $\text{CDCl}_3$ ,  $\delta$ ) : 1.01-1.27 (2H, m), 1.27 (3H, t,  $J=7.1\text{Hz}$ ), 1.45 (9H, s), 1.49-1.98 (9H, m), 2.30-2.40 (2H, m), 2.68-2.84 (4H, m), 2.96-3.17 (1H, m), 3.35-3.53 (1H, m), 3.62-4.23 (5H, m), 4.21 (2H, q,  $J=7.1\text{Hz}$ ), 4.43-4.54 (1H, m), 5.12 (2H, s), 5.58-5.74 (1H, m), 5.83-5.96 (1H, m), 7.35-7.37 (5H, m)

20 Mass (m/z) : 617 ( $\text{M}^+ + 1$ )

- 25 (11) N-[1-{3-(1-benzyloxycarbonyl-4-piperidyl)propionyl}-3-piperidyl]-3(S)-(tert-butoxycarbonylamino)-succinamic acid methyl ester

IR (Film) : 3000, 2940, 2860, 1720, 1680, 1640  $\text{cm}^{-1}$

30 NMR ( $\text{CDCl}_3$ ,  $\delta$ ) : 1.03-1.24 (2H, m), 1.46 (9H, s), 1.52-1.78 (11H, m), 2.30-2.40 (2H, m), 2.60-3.39 (6H, m), 3.70 (3H, d,  $J=2.6\text{Hz}$ ), 3.64-3.95 (2H, m), 4.11-4.23 (2H, m), 4.38-4.49 (1H, m), 5.12 (2H, s), 5.62-5.75 and 6.55-6.69 (total 1H, m), 7.35-7.37 (5H, m)

Mass (m/z) : 603 ( $\text{M}^+ + 1$ )

- 35 (12) N-[1-{3-(1-benzyloxycarbonyl-4-piperidyl)propionyl}-3-

piperidyl]-3(R)-(tert-butoxycarbonylamino)succinamic acid ethyl ester

IR (Film) : 2960, 2910, 2840, 1710, 1680, 1660, 1640  $\text{cm}^{-1}$

5 NMR ( $\text{CDCl}_3$ ,  $\delta$ ) : 1.03-1.26 (3H, t,  $J=7.1\text{Hz}$ ), 1.46 (9H, s), 1.46-1.98 (9H, m), 2.35 (2H, t,  $J=7.9\text{Hz}$ ), 2.59-3.52 (6H, m), 3.65-3.98 (3H, m), 4.14 (2H, q,  $J=7.1\text{Hz}$ ), 4.09-4.20 (2H, m), 4.39-4.49 (1H, m), 5.12 (2H, s), 5.62-5.76 (1H, m), 10 6.59-6.61 (1H, m), 7.29-7.37 (5H, m)  
Mass ( $m/z$ ) : 617 ( $M^++1$ )

#### Example 4

(1) A mixture of N-[(R)-3-(1-benzyloxycarbonyl)-piperidylcarbonyl]-2(S)-benzoylamino- $\beta$ -alanine ethyl ester 15 (230 mg) and 10% Pd-C (50 mg, 50% wet) in ethanol (5 ml) and tetrahydrofuran (3 ml) was hydrogenated at atmospheric pressure for 1 hour. After the catalyst was removed by filtration, the filtrate was concentrated in vacuo. The residue, 3-(1-tert-butoxycarbonyl-4-piperidyl)propionic 20 acid (123 mg) and 1-hydroxybenzotriazole (65 mg) was dissolved in N,N-dimethylformamide (5 ml), and 1-ethyl-3-(3-dimethylaminopropyl)carbodiimide (87  $\mu\text{l}$ ) was added under stirring at 0°C. After stirring at ambient 25 temperature for overnight, the mixture was poured into water and extracted with ethyl acetate. The extract was washed with water, brine and dried over  $\text{MgSO}_4$ , and evaporated in vacuo. The residue was purified by chromatography on silica gel eluting with ( $\text{CHCl}_3:\text{MeOH} =$  30 100 :1) to give N-[(R)-1-(3-(1-tert-butoxycarbonyl-4-piperidyl)propionyl)-3-piperidylcarbonyl]-2(S)-benzoylamino- $\beta$ -alanine ethyl ester as an oil (213 mg).

IR (Film) : 2960, 2920, 2850, 1730, 1650  $\text{cm}^{-1}$

35 NMR ( $\text{CDCl}_3$ ,  $\delta$ ) : 0.85-1.33 (2H, m), 1.29 (3H, t,  $J=7.1\text{Hz}$ ), 1.45 (9H, s), 1.45-2.12 (9H, m), 2.20-

2.70 (7H, m), 3.14-3.79 (4H, m), 3.97-4.30 (5H, m), 4.80-4.96 (1H, m), 7.39-7.48 (3H, m), 7.51-7.60 (2/3H, m), 7.8-7.84 (1/3H, m), 7.96-8.04 (2H, m)

5 Mass (m/z) : 587 ( $M^+ + 1$ )

The following compounds were obtained according to a similar manner to that of Example 4 (1).

10 (2) N-[(R)-1-{3-(1-tert-butoxycarbonyl-4-piperidyl)propionyl}-3-piperidylcarbonyl]-2(S)-(n-butanesulfonylamino)- $\beta$ -alanine ethyl ester  
IR (Film) : 2910, 2850, 1720, 1630  $\text{cm}^{-1}$   
NMR ( $\text{CDCl}_3$ ,  $\delta$ ) : 0.94 (3H, t,  $J=7.3\text{Hz}$ ), 1.02-1.38 (2H, m), 1.30 (3H, t,  $J=7.1\text{Hz}$ ), 1.45 (9H, s),  
15 1.45-1.89 (13H, m), 1.27-2.51 (4H, m), 2.61-2.73 (2H, m), 2.97-3.05 (2H, m), 3.25-3.40 (2H, m), 3.60-3.75 (1H, m), 4.01-4.30 (7H, m), 6.18 (1H, d,  $J=8.9\text{Hz}$ ), 7.35-7.42 (1H, m)  
20 Mass (m/z) : 603 ( $M^+ + 1$ )

(3) N-[(R)-1-{3-(1-tert-butoxycarbonyl-4-piperidyl)propionyl}-3-piperidylcarbonyl]-2(S)-phenylsulfonylamino- $\beta$ -alanine ethyl ester  
25 IR (Film) : 3400, 1720, 1645, 1620  $\text{cm}^{-1}$   
NMR ( $\text{CDCl}_3$ ,  $\delta$ ) : 1.14 (2H, t,  $J=7.1\text{Hz}$ ), 1.08-1.17 (3H, m), 1.46 (9H, s), 1.46-1.77 (9H, m), 2.24-2.50 (4H, m), 2.56-2.78 (2H, m), 3.17-3.34 (2H, m), 3.58-3.73 (1H, m), 3.87-4.23 (7H, m), 6.48  
30 (1H, d,  $J=9.3\text{Hz}$ ), 7.19-7.27 (1H, m), 7.45-7.56 (3H, m), 7.81-7.88 (2H, m)  
Mass (m/z) : 623 ( $M^+ + 1$ )

#### Example 5

35 To a solution of 3-(1-benzyloxycarbonyl-4-



piperidyl)propionic acid (0.18 g) in N,N-dimethylformamide (3 ml) was added N-methylmorpholine (0.09 ml) and isobutylchloroformate (0.1 ml) under stirring at -15°C. After stirring at -15°C for 2 hours, N-[(1,2,3,4-  
5 tetrahydro-3-quinolyl)carbonyl]-β-alanine ethyl ester (0.22 g) and N-methylmorpholine (0.12 ml) in tetrahydrofuran (2 ml) was added. After stirring at 0°C for 2 hours and ambient temperature for overnight, the mixture was poured into water, and extracted with ethyl  
10 acetate. The extract was washed with 5% KHSO<sub>4</sub> aqueous solution saturated NaHCO<sub>3</sub> aqueous solution and brine, and dried over MgSO<sub>4</sub>, and evaporated in vacuo. The residue was purified by chromatography on silica gel eluting with (CHCl<sub>3</sub>:MeOH = 100:1) to give N-[1-{3-(1-benzyloxycarbonyl-  
15 4-piperidyl)propionyl}-1,2,3,4-tetrahydro-3-quinolylcarbonyl]-β-alanine ethyl ester as an oil (0.18 g).

NMR (CDCl<sub>3</sub>, δ) : 1.01-1.14 (2H, m), 1.27 (3H, t, J=7.1Hz), 1.54-1.65 (4H, m), 2.48-2.56 (4H, m),  
20 2.65-2.83 (3H, m), 2.95-3.07 (2H, m), 3.53 (2H, q, J=6.0Hz), 3.72-3.87 (1H, m), 4.05-4.21 (4H, m), 4.16 (2H, q, J=7.2Hz), 5.10 (2H, s), 6.60-6.67 (1H, m), 7.00-7.36 (9H, m)

Mass (m/z) : 550 (M<sup>+</sup>+1)

25

#### Example 6

A solution of N-fluorenylmethoxycarbonyl-3-amino-3(S)-cyanopropionic acid tert-butyl ester (0.3 g) in diethylamine (6 ml) was stirred for 1 hour, and  
30 concentrated in vacuo. The residue was purified by column chromatography on silica gel eluting with (CHCl<sub>3</sub>:MeOH = 100:3) to give an oil. To a mixture of 212 mg of this oil, (R)-1-[3-(tert-butoxycarbonyl)-4-  
piperidyl)propionyl]-3-piperidine]carboxylic acid (571 mg)  
35 1-hydroxybenztriazole (209 mg) in N,N-dimethylformamide (4

ml) and 1-ethyl-3-(3-dimethylaminopropyl)carbodiimide (283  $\mu$ l) were added under stirring at 0°C. After stirring at ambient temperature for overnight, the mixture was poured into water and extracted with ethyl acetate. The extract was washed with water, brine and dried over  $MgSO_4$ , and evaporated in vacuo. The residue was purified by chromatography on silica gel eluting with ( $CHCl_3$ :MeOH = 100:1) to give N-[(R)-1-{3-(1-tert-butoxycarbonyl-4-piperidyl)propionyl}-3-piperidylcarbonyl]-3(S)-cyano- $\beta$ -alanine tert-butyl ester (0.4 g).

IR (Film) : 2980, 2930, 2860, 2250, 1720, 1640  $cm^{-1}$

NMR ( $CDCl_3$ ,  $\delta$ ) : 1.05-1.25 (2H, m), 1.45 (9H, s), 1.49 (9H, s), 1.54-2.09 (10H, m), 2.32-2.39 (3H, m), 2.61-2.79 (2H, m), 2.74 (2H, d,  $J=5.6Hz$ ), 3.23-3.62 (3H, m), 4.00-4.14 (2H, m), 5.12-5.22 (1H, m),  $\delta$ .51 (1h, d,  $J=8.4Hz$ )

Mass (m/z) : 521 ( $M^+ + 1$ )

#### Example 7

(1) To a solution of N-[(R)-1-{3-(1-benzyloxycarbonyl-4-piperidyl)propionyl}-3-piperidylcarbonyl]-2(S)-(tert-butoxycarbonyl)amino- $\beta$ -alanine ethyl ester (5.98 g) in ethyl acetate (60 ml) was added a solution of 4N HCl in ethyl acetate (24.2 ml) under stirring at 0°C. After stirring at ambient temperature for 2 hours, the resulting precipitates were collected by filtration to give N-[(R)-1-{3-(1-benzyloxycarbonyl-4-piperidyl)propionyl}-3-piperidylcarbonyl]-2(S)-amino- $\beta$ -alanine ethyl ester hydrochloride (3.41 g).

IR (Nujol) : 1745, 1695, 1650  $cm^{-1}$

NMR ( $DMSO-d_6$ ,  $\delta$ ) : 0.89-1.10 (2H, m), 1.19-1.91 (13H, m), 2.11-2.43 (3H, m), 2.57-3.17 (4H, m), 3.46-4.38 (4H, m), 5.06 (7H, s), 7.28-7.42 (5H, m)

Mass (m/z) : 517 ( $M^+ + 1$ ) free of compound

The following compounds were obtained according to a similar manner to that of Example 7 (1).

5 (2) N-[1-{3-(1-benzyloxycarbonyl-4-piperidyl)propionyl-3-piperidyl]-2(S)-aminosuccinamic acid ethyl ester hydrochloride

IR (Nujol) : 1730, 1640  $\text{cm}^{-1}$

10 NMR (DMSO- $d_6$ ,  $\delta$ ) : 1.17 (3H, t,  $J=7.1\text{Hz}$ ), 1.33-1.51 (6H, m), 1.60-1.84 (5H, m), 2.22-2.37 (2H, m), 2.69-3.06 (7H, m), 3.51-3.87 (2H, m), 3.94-4.05 (1H, m), 4.12-4.29 (4H, m), 5.06 (2H, s), 7.30-7.42 (5H, m), 8.27-8.43 (1H, m)

Mass (m/z) : 517 ( $M^+ + 1$ ) free of compound

15 (3) N-[(R)-1-{3-(1-benzyloxycarbonyl-4-piperidyl)propionyl}-3-piperidylcarbonyl]-2(R)-amino- $\beta$ -alanine methyl ester hydrochloride

IR (Nujol) : 1740, 1640  $\text{cm}^{-1}$

20 NMR (DMSO- $d_6$ ,  $\delta$ ) : 0.90-1.09 (2H, m), 1.21-1.91 (13H, m), 2.11-2.43 (4H, m), 2.61-3.17 (6H, m), 3.45-4.46 (5H, m), 5.06 (2H, s), 7.30-7.42 (5H, m), 8.38-8.59 (1H, m)

Mass (m/z) : 503 ( $M^+ + 1$ ) free of compound

25 (4) N-[1-{3-(1-benzyloxycarbonyl-4-piperidyl)-propionyl}-3-piperidyl]-3(S)-aminosuccinamic acid methyl ester hydrochloride

mp : 75°C

IR (Nujol) : 1725, 1670, 1640, 1600  $\text{cm}^{-1}$

30 NMR (DMSO- $d_6$ ,  $\delta$ ) : 0.90-1.09 (2H, m), 1.31-1.88 (11H, m), 2.20-2.38 (2H, m), 2.60-3.25 (7H, m), 3.49-3.74 (2H, m), 3.91-4.09 (4H, m), 5.06 (2H, s), 7.35 (5H, s), 8.66-8.84 (1H, m)

Mass (m/z) : 503 ( $M^+ + 1$ ) free of compound

(5) N-[1-{3-(1-benzyloxycarbonyl-4-piperidyl)propionyl}-3-piperidyl]-3(R)-aminosuccinamic acid ethyl ester hydrochloride

IR (KBr, pellet) : 2939, 2864, 1732, 1684, 1616  $\text{cm}^{-1}$

5 NMR (DMSO- $d_6$ ,  $\delta$ ) : 0.90-1.09 (2H, m), 1.20 (3H, t, J=7.0Hz), 1.37-1.53 (6H, m), 1.60-1.86 (4H, m), 2.20-2.39 (2H, m), 2.60-3.26 (6H, m), 3.51-3.73 (2H, m), 3.88-4.28 (3H, m), 4.09 (2H, q, J=7.0Hz), 5.06 (2H, s), 7.30-7.42 (5H, m), 8.64-10 8.75 (1H, m)

Mass (m/z) : 517 ( $M^+ + 1$ ) free of compound

#### Example 8

(1) To a solution of N-[(R)-1-{3-(1-benzyloxycarbonyl-4-piperidyl)propionyl}-3-piperidylcarbonyl]-2(S)-amino- $\beta$ -alanine ethyl ester hydrochloride (270 mg) in 15 dichloromethane (4 ml) was added triethylamine (150  $\mu\text{l}$ ) and acetyl chloride (38  $\mu\text{l}$ ) under stirring at 0°C. After stirring at ambient temperature for 2 hours, the mixture 20 was poured into water and extracted with dichloromethane. The extract was washed with water, saturated  $\text{NaHCO}_3$  aqueous solution, water and brine, and dried over  $\text{MgSO}_4$ , and evaporated in vacuo. The residue was purified by column chromatography on silica gel eluting with 25 ( $\text{CHCl}_3$ :MeOH = 100:1) to give N-[(R)-1-{3-(1-benzyloxycarbonyl-4-piperidyl)propionyl}-3-piperidylcarbonyl]-2(S)-acetylamino- $\beta$ -alanine ethyl ester as an oil (130 mg).

IR (Film) : 3290, 3060, 3000, 2930, 2850, 1725, 1675, 1640  $\text{cm}^{-1}$

30 NMR ( $\text{CDCl}_3$ ,  $\delta$ ) : 1.06-1.34 (2H, m), 1.27 (3H, t, J=7.1Hz), 1.41-1.76 (10H, m), 2.09 (3H, s), 2.31-2.50 (3H, m), 2.70-2.83 (2H, m), 3.16-3.31 (3H, m), 3.64-3.74 (1H, m), 4.05-4.34 (6H, m), 4.70-4.80 (1H, m), 5.12 (2H, m), 7.05-7.22 (1H, 35 m), 7.26-7.37 (5H, m)

Mass (m/z) : 559 (M<sup>+</sup>+1)

The following compounds were obtained according to a similar manner to that of Example 8 (1).

5

(2) N-[(R)-1-{3-(1-benzyloxycarbonyl-4-piperidyl)-propionyl}-3-piperidylcarbonyl]-2(S)-n-hexanoylamino-β-alanine ethyl ester

IR (Film) : 3000, 2940, 2870, 1735, 1655, 1640 cm<sup>-1</sup>

10

NMR (CDCl<sub>3</sub>, δ) : 0.89 (3H, t, J=7.1Hz), 1.12-1.38 (12H, m), 1.51-1.75 (7H, m), 2.24-2.51 (5H, m), 2.70-2.84 (2H, m), 3.25-3.70 (7H, m), 4.05-4.25 (5H, m), 4.69-4.80 (1H, m), 5.12 (2H, s), 7.03-7.15 (1H, m), 7.30-7.38 (5H, m)

15

Mass (m/z) : 615 (M<sup>+</sup>+1)

(3) N-[(R)-1-{3-(1-benzyloxycarbonyl-4-piperidyl)propionyl}-3-piperidylcarbonyl]-2(S)-(4-chlorobenzoylamino)-β-alanine ethyl ester

20

IR (Film) : 3000, 2930, 2860, 1740, 1680, 1650, 1600 cm<sup>-1</sup>

NMR (CDCl<sub>3</sub>, δ) : 0.89-1.13 (2H, m), 1.29 (3H, t, J=7.1Hz), 1.29-1.80 (11H, m), 2.20-2.55 (3H, m), 2.65-2.80 (2H, m), 3.12-3.28 (2H, m), 3.32-3.42 (1H, m), 3.61-3.79 (1H, m), 4.07-4.42 (5H, m), 4.90-4.98 (1H, m), 5.12 (2H, s), 7.35-7.43 (6H, m), 7.41 (2H, d, J=8.6Hz), 8.00 (2H, d, J=8.6Hz)

25

Mass (m/z) : 655 (M<sup>+</sup>+1)

30

(4) N-[(R)-1-{3-(1-benzyloxycarbonyl-4-piperidyl)propionyl}-3-piperidylcarbonyl]-2(S)-4-methoxybenzoylamino-β-alanine ethyl ester

IR (Film) : 2920, 1730, 1685, 1630, 1600 cm<sup>-1</sup>

35

NMR (CDCl<sub>3</sub>, δ) : 0.84-1.80 (13H, m), 1.29 (3H, t, J=7.1Hz), 2.26-2.56 (3H, m), 2.64-2.80 (2H, m),

3.15-3.86 (3H, m), 3.83 (3H, s), 4.05-4.38 and  
5.87-5.97 (total 6H, m), 5.11 (2H, s), 5.92 (2H,  
d, J=8.8Hz), 7.33-7.45 (6H, m), 7.75-7.81 (1H,  
m), 8.00 (2H, d, J=8.8Hz)

5 Mass (m/z) : 651 (M<sup>+</sup>+1)

(5) N-[1-{3-(1-benzyloxycarbonyl-4-piperidyl)propionyl}-  
3-piperidyl]-2(S)-benzoylamino succinamic acid ethyl  
ester

10 IR (Film) : 2920, 1730, 1680, 1640 cm<sup>-1</sup>

NMR (CDCl<sub>3</sub>, δ) : 1.03-1.33 (3H, m), 1.29 (3H, t,  
J=7.1Hz), 1.38-1.97 (8H, m), 2.22-2.40 (2H, m),  
2.64-3.13 (5H, m), 3.34-4.00 (4H, m), 4.08-4.28  
(2H, m), 4.26 (2H, q, J=7.1Hz), 4.91-5.01 (1H,  
15 m), 5.12 (2H, s), 5.86-6.00 (1H, m), 7.28-7.36  
(5H, m), 7.41-7.56 (4H, m), 7.78-7.87 (2H, m)

Mass (m/z) : 621 (M<sup>+</sup>+1)

(6) N-[(R)-1-{3-(1-benzyloxycarbonyl-4-  
20 piperidyl)propionyl}-3-piperidylcarbonyl]-2(S)-  
cyclopropylcarbonylamino-β-alanine ethyl ester

IR (Film) : 3000, 2930, 2860, 1730, 1650 cm<sup>-1</sup>

NMR (CDCl<sub>3</sub>, δ) : 0.73-1.37 (6H, m), 1.27 (3H, t,  
J=7.1Hz), 1.40-1.80 (11H, m), 2.31-2.54 (3H, m),  
25 2.68-2.88 (2H, m), 3.20-3.40 (2H, m), 3.62-3.75  
(1H, m), 4.08-4.32 (6H, m), 4.72-4.81 (1H, m),  
5.12 (2H, s), 6.70-6.80 and 7.08-7.15 (total 1H,  
m), 7.21-7.48 (6H, m)

Mass (m/z) : 585 (M<sup>+</sup>+1)

30

(7) N-[(R)-1-{3-(1-benzyloxycarbonyl-4-piperidyl)-  
propionyl}-3-piperidylcarbonyl]-2(R)-benzoylamino-β-  
alanine methyl ester

IR (Film) : 3060, 3010, 2960, 2860, 1740, 1690,

35 1640, 1610 cm<sup>-1</sup>

NMR (CDCl<sub>3</sub>, δ) : 0.99-1.21 (2H, m), 1.32-1.87 (8H, m), 2.03-2.48 (2H, m), 2.33 (2H, t, J=7.7Hz), 2.62-2.83 (2H, m), 3.36-3.45 (2H, m), 3.62-3.80 and 4.33-4.44 (total 4H, m), 3.77 (3H, s), 4.10-4.22 (2H, m), 4.70-4.86 (1H, m), 5.11 (2H, s), 7.29-7.59 (9H, m), 7.81-7.89 (2H, m), 8.04-8.09 (1H, m)

Mass (m/z) : 607 (M<sup>+</sup>+1)

10 (8) N-[1-{3-(1-benzyloxycarbonyl-4-piperidyl)propionyl}-3-piperidyl]-3(S)-benzoylamino succinamic acid methyl ester

IR (Film) : 3000, 2940, 2860, 1735, 1680, 1640 cm<sup>-1</sup>

15 NMR (CDCl<sub>3</sub>, δ) : 0.98-1.24 (2H, m), 1.34-1.95 (9H, m), 2.16-2.40 (2H, m), 2.66-2.83 (3H, m), 3.01-4.00 (6H, m), 4.15 (3H, s), 4.07-4.23 (2H, m), 4.89-5.00 (1H, m), 5.12 (2H, s), 6.88-7.20 (1H, m), 7.31-7.37 (5H, m), 7.43-7.56 (3H, m), 7.78-7.89 (3H, m)

20 Mass (m/z) : 607 (M<sup>+</sup>+1)

(9) N-[1-{3-(1-benzyloxycarbonyl-4-piperidyl)propionyl}-3-piperidyl]-2(S)-acetylaminosuccinamic acid ethyl ester

25 IR (Film) : 3050, 2990, 2920, 2850, 1725, 1650, 1620 cm<sup>-1</sup>

30 NMR (CDCl<sub>3</sub>, δ) : 1.04-1.24 (2H, m), 1.27-1.28 (total 3H, t, J=7.1Hz), 1.41-1.99 (9H, m), 2.03 (3H, s), 2.31-2.41 (2H, m), 2.69-3.16 (5H, m), 3.34-4.05 (4H, m), 4.11-4.24 (2H, m), 4.22 (2H, q, J=7.1Hz), 4.71-4.82 (1H, m), 5.12 (2H, s), 6.02 and 6.09 (total 1H, d, J=7.1Hz), 6.71-6.88 (1H, m), 7.30-7.37 (5H, m)

Mass (m/z) : 559 (M<sup>+</sup>+1)

35

(10) N-[(R)-1-{3-(1-benzyloxycarbonyl-4-piperidyl)propionyl}-3-piperidylcarbonyl]-2(R)-acetylamino- $\beta$ -alanine methyl ester

IR (Film) : 2940, 2850, 1740, 1650  $\text{cm}^{-1}$

5 NMR ( $\text{CDCl}_3$ ,  $\delta$ ) : 1.03-1.28 (2H, m), 1.40-1.79 (9H, m), 2.03 (3H, s), 2.20-2.40 (3H, m), 2.64-2.84 (2H, m), 3.20-3.69 (5H, m), 3.75 (3H, s), 3.82-3.89 (1H, m), 4.11-4.23 (2H, m), 4.55-4.68 (1H, m), 5.12 (2H, s), 7.00-7.09 (2H, m), 7.27-7.37 (5H, m)

10 Mass (m/z) : 545 ( $\text{M}^++1$ )

(11) N-[1-{3-(1-benzyloxycarbonyl-4-piperidyl)propionyl}-3-piperidyl]-3(R)-benzoylamino succinamic acid ethyl ester

15 IR (Film) : 2990, 2920, 2850, 1720, 1660, 1635  $\text{cm}^{-1}$

20 NMR ( $\text{CDCl}_3$ ,  $\delta$ ) : 0.96-1.16 (2H, m), 1.30 (3H, t,  $J=7.2\text{Hz}$ ), 1.40-1.95 (9H, m), 2.10-2.40 (2H, m), 2.63-2.84 (3H, m), 2.99-3.15 (2H, m), 5.22-3.41 (1H, m), 3.54-4.00 (3H, m), 4.09-4.27 (4H, m), 4.86-5.00 (1H, m), 5.13 (2H, s), 6.89-7.20 (1H, m), 7.30-7.37 (5H, m), 7.41-7.55 (3H, m), 7.65-7.84 (3H, m)

25 Mass (m/z) : 621 ( $\text{M}^++1$ )

(12) 4-[3-{3-(1-tert-butoxycarbonyl-4-piperidyl)propionylamino}-1-piperidyl]-4-oxo-2(S)-benzoylamino butyric acid tert-butyl ester

30 IR (Film) : 3050, 2970, 2930, 2850, 1750, 1640  $\text{cm}^{-1}$

NMR ( $\text{CDCl}_3$ ,  $\delta$ ) : 0.94-1.20 (2H, m), 1.45-1.79 (10H, m), 1.45 (9H, s), 1.46 (9H, s), 2.12-2.39 (7H, m), 2.52-2.80 (3H, m), 3.87-4.36 (4H, m), 7.31-7.58 (4H, m), 7.75-7.85 (2H, m)

35 Mass (m/z) : 615 ( $\text{M}^++1$ )



Example 9

(1) To a mixture of N-[(R)-1-{3-(1-benzyloxycarbonyl-4-piperidyl)propionyl}-3-piperidylcarbonyl]-2(S)-amino- $\beta$ -alanine ethyl ester hydrochloride (1 g), 3-methoxypropionic acid (0.17 ml) and 1-hydroxybenzotriazole (0.24 g) in N,N-dimethylformamide (10 ml) was added 1-ethyl-3-(3-dimethylaminopropyl)carbodiimide (0.33 ml) under stirring at 0°C. After stirring at ambient temperature for overnight, the mixture was poured into water and extracted with ethyl acetate. The extract washed with water, brine and dried over MgSO<sub>4</sub>, and evaporated in vacuo. The residue was purified by column chromatography on silica gel eluting with (CHCl<sub>3</sub>:MeOH = 100:1) to give N-[(R)-1-{3-(1-benzyloxycarbonyl-4-piperidyl)propionyl}-3-piperidylcarbonyl]-2(S)-(3-methoxypropionyl)amino- $\beta$ -alanine ethyl ester (0.59 g) as an oil.

IR (Film) : 3050, 2980, 2860, 1730, 1660, 1640, 1620 cm<sup>-1</sup>

NMR (CDCl<sub>3</sub>,  $\delta$ ) : 1.05-1.33 (2H, m), 1.28 (3H, t, J=7.2Hz), 1.42-1.82 (14H, m), 2.11-2.61 (4H, m), 2.67-2.84 (2h, m), 3.37 (3H, s), 3.40-3.57 (2H, m), 3.61-3.76 (2H, m), 3.85-4.03 (1H, m), 4.12-4.26 (4H, m), 4.67-4.76 and 6.93-7.06 (total 1H, m), 5.12 (2H, s), 7.32-7.39 (6H, m)

Mass (m/z) : 603 (M<sup>+</sup>+1)

The following compounds were obtained according to a similar manner to that of Example 9 (1).

(2) N-[(R)-1-{3-(1-benzyloxycarbonyl-4-piperidyl)propionyl}-3-piperidylcarbonyl]-2(S)-(4-hydroxybenzoylamino)- $\beta$ -alanine ethyl ester

IR (Film) : 2930, 1735, 1650, 1630 cm<sup>-1</sup>

NMR (CDCl<sub>3</sub>,  $\delta$ ) : 0.89-1.15 (2H, m), 1.28 (3H, t,

J=7.2Hz), 1.30-1.82 (9H, m), 2.18-2.51 (4H, m),  
2.60-2.79 (2H, m), 3.11-3.86 (4H, m), 4.01-4.30  
(6H, m), 4.76-4.93 (1H, m), 5.12 (2H, s), 6.79-  
6.87 (2H, m), 7.29-7.36 (5H, m), 7.50-7.58 and  
7.65-7.72 (total 2H, m), 7.83 (1H, d, J=8.6Hz),  
8.25-8.30 and 8.60-8.70 (total 1H, br)

Mass (m/z) : 637 (M<sup>+</sup>+1)

(3) N-[(R)-1-{3-(1-benzyloxycarbonyl-4-

piperidyl)propionyl}-3-piperidylcarbonyl]-2(S)-4-  
biphenylcarbonylamino-β-alanine ethyl ester

IR (Film) : 2930, 2850, 1735, 1660, 1640 cm<sup>-1</sup>

NMR (CDCl<sub>3</sub>, δ) : 0.90-1.15 (2H, m), 1.30 (3H, t,  
J=7.1Hz), 1.34-1.80 (10H, m), 2.29-2.77 (5H, m),  
3.13-3.71 (4H, m), 4.02-4.40 (5H, m), 4.93-5.03  
(1H, m), 5.09 (2H, s), 7.34 (5H, s), 7.36-7.51  
(4H, m), 7.59-7.69 (4H, m), 7.80-7.99 (1H, m),  
8.11 (2H, d, J=8.4Hz)

Mass (m/z) : 697 (M<sup>+</sup>+1)

#### Example 10

(1) A solution of N-[(R)-1-{3-(1-tert-butoxycarbonyl-4-  
piperidyl)propionyl}-3-piperidylcarbonyl]-3-ethynyl-β-  
alanine ethyl ester (1.38 g) in tetrahydrofuran (5 ml),  
ethanol (5 ml) and water (5 ml) was added lithium  
hydroxide (0.35 g) under stirring at 0°C. After stirring  
at ambient temperature for 1 hour, the mixture was  
acidified with 5% KHSO<sub>4</sub> aqueous solution and extracted  
with ethyl acetate. The extract was washed with water,  
brine and dried over MgSO<sub>4</sub>, and evaporated in vacuo to  
give N-[(R)-1-{3-(1-tert-butoxycarbonyl-4-piperidyl)-  
propionyl}-3-piperidylcarbonyl]-3-ethynyl-β-alanine (1.12  
g).

IR (Nujol) : 3200, 1720, 1630 cm<sup>-1</sup>

NMR (DMSO-d<sub>6</sub>, δ) : 0.68-1.16 (4H, m), 1.21 (9H, s),  
1.44-2.29 (9H, m), 2.40-2.60 (5H, m), 2.70-3.08  
(2H, m), 3.52-4.28 (5H, m), 4.58-4.75 (1H, m),  
8.22-8.29 (1H, m), 12.17-12.31 (1H, br)

5 Mass (m/z) : 464 (M<sup>+</sup>+1)

The following compounds were obtained according to a similar manner to that of Example 10 (1).

10 (2) (3R)-N-[(R)-1-{3-(1-tert-butoxycarbonyl-4-piperidyl)-propionyl}-3-piperidylcarbonyl]-3-methyl-β-alanine

IR (Film) : 3410, 2970, 2930, 2880, 1710, 1630 cm<sup>-1</sup>

NMR (DMSO-d<sub>6</sub>, δ) : 0.83-1.90 (5H, m), 1.38 (9H, s),  
1.40-1.84 (9H, m), 2.03-2.42 (5H, m), 2.55-2.74  
15 (3H, m), 2.87-3.11 (1H, m), 3.69-4.37 (5H, m),  
7.83 (1H, d, J=8.0Hz)

Mass (m/z) : 452 (M<sup>+</sup>+1)

20 (3) N-[(R)-1-{3-(1-tert-butoxycarbonyl-4-piperidyl)propionyl}-3-piperidylcarbonyl]-β-alanine

IR (Film) : 3400, 2910, 1700, 1630 cm<sup>-1</sup>

NMR (DMSO-d<sub>6</sub>, δ) : 0.84-1.09 (2H, m), 1.38 (9H, s),  
1.32-1.83 (9H, m), 2.26-2.40 (5H, m), 2.55-2.75  
(3H, m), 2.84-3.27 (3H, m), 3.71-3.98 (3H, m),  
25 4.11-4.38 (1H, m), 7.90-8.02 (1H, m)

Mass (m/z) : 440 (M<sup>+</sup>+1)

### Example 11

(1) To a solution of N-[(R)-1-{3-(1-benzyloxycarbonyl-4-piperidyl)propionyl}-3-piperidylcarbonyl]-2(S)-  
30 acetylamino-β-alanine ethyl ester (130 mg) in a mixture of ethanol (1.5 ml) and tetrahydrofuran (1.5 ml) was added a solution of lithium hydroxide (11 mg) in water (1.5 ml) under stirring at 0°C. After stirring at ambient  
35 temperature for 1 hour, the mixture was acidified with 10%

KHSO<sub>4</sub> aqueous solution and extracted with ethyl acetate. The extract was washed with water, brine and dried over MgSO<sub>4</sub> and evaporated in vacuo to give N-[(R)-1-{3-(1-benzyloxycarbonyl-4-piperidyl)propionyl}-3-piperidyl-

5

carbonyl]-2(S)-acetyl-amino-β-alanine as an oil (67 mg).

IR (Film) : 3810, 3000, 2950, 2880, 1730, 1655 cm<sup>-1</sup>NMR (DMSO-d<sub>6</sub>, δ) : 0.80-1.09 (2H, m), 1.24-1.80

(10H, m), 1.99 (3H, s), 2.05-2.36 (3H, m), 2.56-

3.51 (6H, m), 3.74-3.83 (1H, m), 3.94-4.04 (2H,

10

m), 4.16-4.40 (2H, m), 5.06 (2H, s), 7.30-7.37

(5H, m), 7.95-8.09 (2H, m)

Mass (m/z) : 531 (M<sup>+</sup>+1)

The following compounds were obtained according to a similar manner to that of Example 11 (1).

15

(2) N-[(R)-1-{3-(1-tert-butoxycarbonyl-4-piperidyl)propionyl}-3-piperidylcarbonyl]-3(R)-phenethyl-β-alanine

20

IR (Film) : 3400, 2920, 2850, 1700, 1640 cm<sup>-1</sup>NMR (DMSO-d<sub>6</sub>, δ) : 0.63-0.86 (2H, m), 1.17 (9H, s),

1.17-1.29 (8H, m), 1.26-1.66 (5H, m), 2.04-2.18

(4H, m), 2.30-2.54 (5H, m), 3.49-3.90 (4H, m),

3.95-4.23 (1H, m), 6.94-7.09 (5H, m), 7.65 (1H,

25

d, J=8Hz)

Mass (m/z) : 544 (M<sup>+</sup>+1)

(3) N-[(R)-1-{2-(4-piperidyloxy)acetyl}-3-piperidylcarbonyl]-3(S)-ethynyl-β-alanine trifluoroacetate

30

[α]<sub>D</sub><sup>20</sup> = -19.11° (C=1.0, MeOH)IR (Film) : 3360, 2940, 1760, 1710, 1625 cm<sup>-1</sup>NMR (DMSO-d<sub>6</sub>, δ) : 1.22-2.36 (8H, m), 2.59 (1H, d,

J=6.6Hz), 2.49-2.74 (1H, m), 2.84-3.21 (6H, m),

35

3.57-3.70 (2H, m), 4.03-4.26 (3H, m), 4.77-4.88

(4H, m), 8.31-8.43 (2H, m)

Mass (m/z) : 366 ( $M^+ + 1$ ) free of compound  
and

5 N-[(R)-1-{2-(4-piperidyloxy)acetyl}-3-  
piperidylcarbonyl]-3(R)-ethynyl- $\beta$ -alanine  
trifluoroacetate

IR (Film) : 3250, 2920, 1710, 1625  $\text{cm}^{-1}$

10 NMR (DMSO- $d_6$ ,  $\delta$ ) : 1.20-2.00 (6H, m), 2.11-2.76 (3H,  
m), 2.58 (1H, d,  $J=7.4\text{Hz}$ ), 2.86-3.23 (6H, m),  
3.95-4.32 (8H, m), 4.75-4.89 (1H, m), 8.42 (2H,  
t,  $J=8.6\text{Hz}$ )

Mass (m/z) : 366 ( $M^+ + 1$ ) free of compound

15 (4) N-[(R)-1-{3-(1-tert-butoxycarbonyl-4-  
piperidyl)propionyl}-3-piperidylcarbonyl]-2-  
piperidylacetic acid

IR (Film) : 3410, 2930, 2850, 1710, 1680, 1610  $\text{cm}^{-1}$

20 NMR (DMSO- $d_6$ ,  $\delta$ ) : 0.83-1.07 (3H, m), 1.34-1.71  
(11H, m), 1.38 (9H, s), 2.25-2.40 (3H, m), 2.55-  
3.14 (9H, m), 3.68-3.97 (4H, m), 4.27-4.39 (2H,  
m), 4.45-4.58 (1/3H, m), 4.88-5.03 (2/3H, m)

Mass (m/z) : 494 ( $M^+ + 1$ )

25 (5) N-[(R)-1-{3-(1-tert-butoxycarbonyl-4-  
piperidyl)propionyl}-3-piperidylcarbonyl]-2(S)-  
benzoylamino- $\beta$ -alanine

IR (Film) : 2930, 1720, 1650, 1635  $\text{cm}^{-1}$

30 NMR (DMSO- $d_6$ ,  $\delta$ ) : 0.83-1.06 (2H, m), 1.25-1.44 (4H,  
m), 1.38 (9H, s), 1.54-1.86 (5H, m), 2.15-2.33  
(3H, m), 2.56-2.73 (2H, m), 2.90-3.10 (1H, m),  
3.39-3.98 (6H, m), 4.08-4.59 (2H, m), 7.45-7.56  
(3H, m), 7.83-7.87 (2H, m), 8.13-8.23 (1H, m),  
8.60-8.66 (1H, m)

Mass (m/z) : 559 ( $M^+ + 1$ )

(6) N-[(R)-1-{3-(1-tert-butoxycarbonyl-4-piperidyl)propionyl}-3-piperidylcarbonyl]-2(S)-phenylsulfonylamino- $\beta$ -alanine

IR (Nujol) : 3370, 3250, 3180, 1700, 1685, 1640  $\text{cm}^{-1}$

5 NMR (DMSO- $d_6$ ,  $\delta$ ) : 0.80-1.06 (2H, m), 1.14-1.43 (6H, m), 1.38 (9H, s), 1.55-1.71 (3H, m), 1.88-2.34 (3H, m), 2.42-2.71 (2H, m), 2.83-3.14 (2H, m), 3.23-3.40 (2H, m), 3.71-3.97 (4H, m), 4.14-4.40 (1H, m), 7.50-7.68 (3H, m), 7.75-7.79 (2H, m), 10 7.95-8.06 (1H, m), 8.16 (1H, t, J=8.6Hz), 12.66-12.80 (1H, br)

Mass (m/z) : 595 ( $M^+ + 1$ )

(7) N-[(R)-1-{3-(1-tert-butoxycarbonyl-4-piperidyl)propionyl}-3-piperidylcarbonyl]-2(S)-n-butansulfonylamino- $\beta$ -alanine

IR (Nujol) : 3330, 3250, 1715, 1690, 1640

15 NMR (DMSO- $d_6$ ,  $\delta$ ) : 0.87 (3H, t, J=7.3Hz), 0.84-1.07 (2H, m), 1.30-1.46 (7H, m), 1.38 (9H, s), 1.57-1.90 (7H, m), 2.29-2.36 (2H, m), 2.55-2.75 (3H, m), 2.85-3.50 (3H, m), 2.96 (2H, t, J=7.7Hz), 3.77-4.01 (4H, m), 4.19-4.42 (1H, m), 7.50-7.57 (1H, m), 8.02-8.11 (1H, m), 12.93-13.00 (1H, br)

20 Mass (m/z) : 475 ( $M^+ + 1 - \text{Boc}$ )

(8) N-[(R)-1-{3-(1-tert-butoxycarbonyl-4-piperidyl)propionyl}-3-piperidylcarbonyl]-3(S)-ethynyl- $\beta$ -alanine

IR (KBr) : 3430, 3300, 1731, 1686, 1662  $\text{cm}^{-1}$

30 NMR (DMSO- $d_6$ ,  $\delta$ ) : 0.92-1.17 (2H, m), 1.38 (9H, s), 1.49-1.77 (9H, m), 1.91, 1.99 (total 1H, s), 2.13-2.64 (8H, m), 2.89-3.06 (1H, m), 3.17-3.28 (1H, m), 3.76-4.32 (3H, m), 4.78-4.84 (1H, m), 8.37-8.44 (1H, m), 12.39 (1H, br)

35

(9) N-[(R)-1-{3-(1-tert-butoxycarbonyl-4-piperidyl)propionyl}-3-piperidylcarbonyl]-3(S)-propargylaminocarbonyl-β-alanine

IR (Film) : 3380, 1710, 1640 cm<sup>-1</sup>

5 NMR (DMSO-d<sub>6</sub>, δ) : 0.85-1.08 (2H, m), 1.38 (9H, s),  
1.42-1.91 (8H, m), 2.26-2.37 (3H, m), 2.54-2.76  
(6H, m), 2.88-3.12 (2H, m), 3.69-3.98 (5H, m),  
4.08-4.37 (1H, m), 4.46-4.57 (1H, m), 7.18-7.33  
(1H, m), 8.08-8.18 (1H, m), 8.31-8.36 (1H, m)

10 Mass (m/z) : 521 (M<sup>+</sup>+1)

(10) N-[(S)-1-{3-(1-tert-butoxycarbonyl-4-piperidyl)-propionyl}-3-piperidylcarbonyl]-3-ethynyl-β-alanine

IR (Film) : 3000, 2930, 2870, 1720, 1640 cm<sup>-1</sup>

15 NMR (DMSO-d<sub>6</sub>, δ) : 0.85-1.10 (2H, m), 1.38 (9H, s),  
1.21-1.86 (8H, m), 2.08-2.40 (3H, m), 2.56-2.71  
(4H, m), 2.87-3.12 (3H, m), 3.21 (1H, dd, J=5.4  
and 2.3Hz), 3.71-4.43 (4H, m), 4.74-4.87 (1H,  
m), 8.39-8.46 (1H, m), 12.40-12.50 (1H, br)

20 Mass (m/z) : 464 (M<sup>+</sup>+1)

(11) N-[(S)-1-{2-(1-benzyloxycarbonyl-4-piperidyl)oxy)acetyl}-3-piperidylcarbonyl]-β-alanine

IR (Film) : 3300, 2930, 1720, 1620 cm<sup>-1</sup>

25 NMR (DMSO-d<sub>6</sub>, δ) : 1.32-1.91 (8H, m), 2.06-2.30 (1H,  
m), 2.36 (2H, t, J=6.9Hz), 2.57-2.71 (1H, m),  
2.85-3.29 (5H, m), 3.47-3.79 (4H, m), 4.01-4.33  
(3H, m), 5.06 (2H, s), 7.30-7.37 (5H, m), 7.93-  
8.01 (1H, br), 12.15-12.30 (1H, br)

30 Mass (m/z) : 476 (M<sup>+</sup>+1)

(12) N-[(R)-1-{3-(1-benzyloxycarbonyl)-4-piperidyl}propionyl]-3-piperidylcarbonyl]-2(S)-(4-chlorobenzoyl)amino-β-alanine

35 IR (Film) : 3400, 1720, 1635, 1600 cm<sup>-1</sup>

NMR (DMSO-d<sub>6</sub>, δ) : 0.87-1.19 (2H, m), 1.31-1.44 (3H, m), 1.53-1.85 (4H, m), 2.12-2.34 (2H, m), 2.59-2.83 (11H, m), 3.93-4.05 (2H, m), 4.14-4.58 (1H, m), 5.05 (2H, s), 7.29-7.40 (5H, m), 7.57 (2H, d, J=8.5Hz), 7.82-7.89 (2H, m), 8.11-8.20 (1H, m), 8.66-8.74 (1H, m)

Mass (m/z) : 627 (M<sup>+</sup>+1)

(13) N-[(R)-1-{3-(1-benzyloxycarbonyl-4-piperidyl)propionyl}-3-piperidylcarbonyl]-2(S)-(4-methoxybenzoylamino)-β-alanine

IR (Film) : 3350, 2920, 1715, 1630, 1600 cm<sup>-1</sup>

NMR (DMSO-d<sub>6</sub>, δ) : 0.85-1.84 (12H, m), 2.07-2.44 (3H, m), 2.56-3.23 (5H, m), 3.37-3.75 (2H, m), 3.81 (3H, s), 3.91-4.08 (2H, m), 4.14-4.56 (1H, m), 5.05 (2H, s), 7.01 (2H, d, J=8.8Hz), 7.30-7.37 (5H, m), 7.83 (2H, d, J=8.7Hz), 8.11-8.19 (1H, m), 8.42-8.49 (1H, m), 12.68-12.75 (1H, br)

Mass (m/z) : 623 (M<sup>+</sup>+1)

(14) N-[1-{3-(1-benzyloxycarbonyl)-4-piperidyl}propionyl]-3-piperidyl]-2(S)-benzoylaminosuccinamic acid

IR (Film) : 3250, 2900, 1710, 1635 cm<sup>-1</sup>

NMR (DMSO-d<sub>6</sub>, δ) : 0.84-1.05 (2H, m), 1.31-1.47 (5H, m), 1.57-1.83 (4H, m), 2.15-2.35 (2H, m), 2.62-2.82 (4H, m), 2.94-3.09 (2H, m), 3.50-3.82 (3H, m), 3.90-4.03 (2H, m), 4.69-4.81 (1H, m), 5.05 (2H, s), 7.33-7.40 (5H, m), 7.44-7.57 (3H, m), 7.83-8.05 (3H, m), 8.58-8.68 (1H, m)

Mass (m/z) : 593 (M<sup>+</sup>+1)

(15) N-[(R)-1-{3-(1-benzyloxycarbonyl-4-piperidyl)propionyl}-3-piperidylcarbonyl]-2(S)-cyclopropylcarbonylamino-β-alanine

IR (Film) : 3300, 3000, 2930, 2860, 1720, 1640 cm<sup>-1</sup>



NMR (DMSO-d<sub>6</sub>, δ) : 0.66 (4H, d, J=6.5Hz), 0.89-1.10  
(2H, m), 1.21-1.87 (10H, m), 2.07-2.37 (3H, m),  
2.58-3.55 (6H, m), 3.71-3.84 (1H, m), 3.94-4.05  
(2H, m), 4.17-4.40 (2H, m), 5.06 (2H, s), 7.35-  
7.39 (5H, m), 7.96-8.06 (1H, m), 8.24-8.31 (1H,  
m), 12.63-12.71 (1H, br)

Mass (m/z) : 557 (M<sup>+</sup>+1)

(16) N-[(R)-1-{3-(1-benzyloxycarbonyl-4-  
piperidyl)propionyl}-3-piperidylcarbonyl]-2(S)-(3-  
methoxypropionyl)amino-β-alanine

IR (Film) : 3480, 2920, 1720, 1640 cm<sup>-1</sup>

NMR (DMSO-d<sub>6</sub>, δ) : 0.94-1.29 (2H, m), 1.37-1.84  
(11H, m), 2.06-2.40 (2H, m), 2.36 (2H, t,  
J=6.5Hz), 2.56-3.04 (3H, m), 3.20 (3H, s), 3.36-  
3.55 (2H, m), 3.51 (2H, t, J=6.5Hz), 3.73-3.83  
(1H, m), 3.94-4.06 (2H, m), 4.18-4.39 (2H, m),  
5.05 (2H, s), 7.35 (5H, s), 7.90-8.09 (2H, m)

Mass (m/z) : 575 (M<sup>+</sup>+1)

(17) N-[(R)-1-{3-(1-benzyloxycarbonyl-4-  
piperidyl)propionyl}-3-piperidylcarbonyl]-2(S)-(4-  
hydroxybenzoyl)amino-β-alanine

IR (Nujol) : 3250, 1720, 1630, 1600 cm<sup>-1</sup>

NMR (DMSO-d<sub>6</sub>, δ) : 0.89-1.86 (12H, m), 2.11-2.34  
(3H, m), 2.51-3.09 (4H, m), 3.45-3.84 (2H, m),  
3.95-4.05 (2H, m), 4.12-4.54 (2H, m), 5.06 (2H,  
s), 6.82 (2H, d, J=6.8Hz), 7.30-7.39 (5H, m),  
7.72 (2H, d, J=7.2Hz), 8.10-8.19 (1H, m), 8.32-  
8.39 (1H, m), 10.02 (1H, s), 12.65-12.74 (1H,  
br)

Mass (m/z) : 609 (M<sup>+</sup>+1)

(18) N-[1-{3-(1-benzyloxycarbonyl-4-piperidyl)propionyl}-  
3-piperidyl]-2(S)-acetylaminosuccinamic acid

IR (Film) : 3270, 2900, 1720, 1640 cm<sup>-1</sup>

NMR (DMSO-d<sub>6</sub>, δ) : 0.90-1.12 (2H, m), 1.29-1.52 (5H, m), 1.61-1.80 (4H, m), 1.82 (3H, s), 1.92-2.36 (2H, m), 2.44-3.08 (5H, m), 3.17-3.87 (3H, m), 3.94-4.05 (3H, m), 4.39-4.59 (1H, m), 5.05 (2H, s), 7.23-7.39 (6H, m), 7.76-8.13 (1H, m)

Mass (m/z) : 531 (M<sup>+</sup>+1)

(19) N-[1-{3-(1-benzyloxycarbonyl)-4-piperidyl}propionyl]-3-piperidyl]-3(R)-benzoylamino succinamic acid

IR (Film) : 3280, 2910, 2850, 1715, 1640 cm<sup>-1</sup>

NMR (DMSO-d<sub>6</sub>, δ) : 0.85-1.05 (2H, m), 1.22-1.50 (5H, m), 1.54-1.83 (4H, m), 2.11-2.35 (2H, m), 2.55-2.83 (4H, m), 2.90-3.06 (2H, m), 3.17-3.76 (3H, m), 3.88-4.05 (2H, m), 4.67-4.80 (1H, m), 5.05 (2H, s), 7.33 (5H, s), 7.40-7.54 (3H, m), 7.82-7.90 (2H, m), 7.92-8.11 (1H, m), 8.60-8.69 (1H, m)

Mass (m/z) : 593 (M<sup>+</sup>+1)

(20) N-[(R)-1-{3-(1-benzyloxycarbonyl)-4-piperidyl}propionyl]-3-piperidyl carbonyl]-2(S)-(4-biphenylcarbonylamino-β-alanine

IR (Film) : 3300, 2940, 1730, 1690, 1660, 1640 cm<sup>-1</sup>

NMR (DMSO-d<sub>6</sub>, δ) : 0.86-1.05 (2H, m), 1.11-1.45 (4H, m), 1.54-1.88 (6H, m), 2.05-2.34 (3H, m), 2.58-3.11 (3H, m), 3.23-3.80 (4H, m), 3.90-4.57 (3H, m), 5.05 (2H, s), 7.34 (5H, s), 7.40-7.55 (3H, m), 7.72-7.82 (4H, m), 7.93-7.99 (2H, m), 8.14-8.23 (1H, m), 8.64-8.71 (1H, m)

Mass (m/z) : 669 (M<sup>+</sup>+1)

(21) N-[(R)-1-{3-(1-benzyloxycarbonyl)-4-piperidyl}propionyl]-3-piperidyl carbonyl]-2(S)-(n-hexanoyl)amino-β-alanine

IR (Film) : 3350, 3000, 2930, 2860, 1700, 1640  $\text{cm}^{-1}$

NMR (DMSO- $d_6$ ,  $\delta$ ) : 0.85 (3H, t,  $J=6.6\text{Hz}$ ), 0.90-1.09  
(2H, m), 1.14-1.29 (5H, m), 1.39-1.85 (10H, m),  
2.09 (2H, t,  $J=7.4\text{Hz}$ ), 2.28-2.36 (2H, m), 2.57-  
3.54 (7H, m), 3.71-3.84 (1H, m), 3.94-4.06 (2H,  
m), 4.17-4.40 (2H, m), 5.06 (2H, s), 7.30-7.42  
(5H, m), 7.90-8.03 (2H, m)

Mass (m/z) : 587 ( $M^++1$ )

10 (22) N-[(R)-1-{3-(1-tert-butoxycarbonyl-4-  
piperidyl)propionyl}-3-piperidylcarbonyl]-2(S)-  
acetylamino- $\beta$ -alanine

IR (Film) : 3280, 2960, 2920, 1720, 1650  $\text{cm}^{-1}$

15 NMR (DMSO- $d_6$ ,  $\delta$ ) : 0.83-1.09 (2H, m), 1.38 (9H, s),  
1.38-1.80 (9H, m), 1.84 (3H, s), 2.07-2.39 (3H,  
m), 2.51-3.22 (6H, m), 3.73-4.40 (5H, m), 7.96-  
8.10 (2H, m)

Mass (m/z) : 497 ( $M^++1$ )

20 Example 12

(1) To a solution of N-[1-{2-(1-benzyloxycarbonyl-4-  
piperidyloxy)acetyl}-3-piperidylcarbonyl]- $\beta$ -alanine methyl  
ester (1.33 g) in methanol (10 ml),  $\text{H}_2\text{O}$  (10 ml) and  
tetrahydrofuran (10 ml) was added 1N NaOH (8.55 ml) under  
25 stirring at  $0^\circ\text{C}$ . After stirring at ambient temperature  
for 3 hours, the mixture was acidified with 10%  $\text{KHSO}_4$   
aqueous solution, and extracted with ethyl acetate. The  
extract was washed with water and brine, and dried over  
 $\text{MgSO}_4$ , and evaporated in vacuo to give N-[1-{2-(1-  
30 benzyloxycarbonyl-4-piperidyloxy)acetyl}-3-  
piperidylcarbonyl]- $\beta$ -alanine (1.22 g) as an oil.

IR (Film) : 3330, 2940, 1700, 1630  $\text{cm}^{-1}$

35 NMR (DMSO- $d_6$ ,  $\delta$ ) : 1.25-1.90 (8H, m), 2.09-2.31 (1H,  
m), 2.36 (2H, t,  $J=6.9\text{Hz}$ ), 2.56-2.70 (1H, m),  
2.85-3.29 (5H, m), 3.50-3.84 (4H, m), 4.10-4.34

(3H, m), 5.06 (2H, s); 7.28-7.39 (5H, m), 7.91-8.03 (1H, m), 12.09-12.10 (1H, br)

Mass (m/z) : 476 ( $M^+ + 1$ )

5 The following compounds were obtained according to a similar manner to that of Example 12 (1).

(2) N-[2-[1-{3-(1-Benzylloxycarbonyl-4-piperidyl)propionyl}-3-piperidyl]acetyl]glycine

10 IR (Film) : 3400, 2920, 2850, 1660, 1640, 1620  $\text{cm}^{-1}$

NMR (DMSO- $d_6$ ,  $\delta$ ) : 0.84-1.50 (7H, ), 1.52-1.94 (5H, m), 2.03 (2H, t,  $J=7.9\text{Hz}$ ), 2.22-2.41 (2H, m), 2.61-3.03 (4H, m), 3.67-3.88 (1H, m), 3.73 (2H, d,  $J=5.3\text{Hz}$ ), 3.98-4.28 (3H, m), 5.06 (2H, s), 7.28-7.42 (5H, m), 8.14-8.29 (1H, m), 12.20-12.37 (1H, br)

15

Mass (m/z) : 472 ( $M^+ - 1$ )

(3) N-[1-{3-(1-Benzylloxycarbonyl-4-piperidyl)propionyl}-3-piperidylcarbonyl]-3-methyl- $\beta$ -alanine

20

IR (Film) : 3380, 2910, 2850, 1660, 1615  $\text{cm}^{-1}$

NMR (DMSO- $d_6$ ,  $\delta$ ) : 0.88-1.13 (5H, m), 1.24-1.51 (4H, m), 1.51-1.83 (5H, m), 2.03-2.43 (5H, m), 2.55-3.18 (4H, m), 3.68-3.89 (1H, m), 3.90-4.40 (4H, m), 5.06 (2H, s), 7.35-7.39 (5H, m), 7.83 (1H, d,  $J=7.9\text{Hz}$ )

25

Mass (m/z) : 488 ( $M^+ + 1$ )

(4) N-[1-{3-(1-benzylloxycarbonyl-4-piperidyl)propionyl}-(1,2,3,4-tetrahydro-3-quinolyl)carbonyl]- $\beta$ -alanine

30

IR (Film) : 3410, 3940, 1760, 1650, 1635  $\text{cm}^{-1}$

NMR (DMSO- $d_6$ ,  $\delta$ ) : 0.85-1.06 (2H, m), 1.43-2.20 (6H, m), 2.39 (2H, t,  $J=6.9\text{Hz}$ ), 2.88-2.84 (4H, m), 3.23-3.32 (2H, m), 3.55-3.99 (5H, m), 5.05 (2H, s), 5.53-5.61 (1H, m), 7.09-7.23 (4H, m), 7.30-

35

7.42 (5H, m), 8.10-8.18 (1H, m)  
Mass (m/z) : 522 (M<sup>+</sup>+1)

Example 13

5 (1) A solution of N-[1-{3-(1-tert-butoxycarbonyl-4-  
piperidyl)propionyl}-3-piperidylcarbonyl]-β-alanine methyl  
ester (2.03 g) in methanol (10 ml) and water (10 ml) was  
added lithium hydroxide (0.56 g) under stirring at 0°C.  
After stirring at ambient temperature for 1 hour, the  
10 mixture was acidified with 5% KHSO<sub>4</sub> aqueous solution and  
extracted with ethyl acetate. The extract was washed with  
water, brine and dried over MgSO<sub>4</sub>, and evaporated in vacuo  
to give N-[1-{3-(1-tert-butoxycarbonyl-4-  
piperidyl)propionyl}-3-piperidylcarbonyl]-β-alanine as an  
15 oil (1.62 g).

IR (Film) : 3300, 2920, 1715, 1630 cm<sup>-1</sup>

NMR (DMSO-d<sub>6</sub>, δ) : 0.83-1.07 (2H, m), 1.38 (9H, s),  
1.42-1.83 (9H, m), 2.26-2.40 (4H, m), 2.52-2.74  
(2H, m), 2.87-3.27 (5H, m), 3.70-3.95 (3H, m),  
20 4.16-4.38 (1H, m), 7.92-8.02 (1H, m), 12.05-  
12.10 (1H, br)

Mass (m/z) : 440 (M<sup>+</sup>+1)

The following compounds were obtained according to a  
25 similar manner to that of Example 13 (1).

(2) N-[1-{3-(1-tert-butoxycarbonyl-4-  
piperidyl)propionyl}-4-piperidylcarbonyl]-β-alanine

IR (Film) : 3400, 3050, 2910, 1720, 1610 cm<sup>-1</sup>

30 NMR (DMSO-d<sub>6</sub>, δ) : 0.80-1.07 (2H, m), 1.23-1.46 (6H,  
m), 1.38 (9H, s), 1.55-1.71 (4H, m), 2.27-2.36  
(3H, m), 2.36 (2H, t, J=6.9Hz), 2.46-2.75 (2H,  
m), 2.89-3.05 (1H, m), 3.22 (2H, q, J=5.9Hz),  
3.78-3.99 (3H, m), 4.28-4.40 (1H, m), 7.89 (1H,  
35 t, J=5.5Hz)

Mass (m/z) : 438 ( $M^+_{-1}$ )

(3) N-[1-{4-(1-tert-butoxycarbonyl-4-piperidyl)butyryl}-  
3-piperidylcarbonyl]glycine

5 IR (Film) : 3390, 2920, 2850, 1720, 1650  $\text{cm}^{-1}$

NMR (DMSO- $d_6$ ,  $\delta$ ) : 0.84-1.10 (2H, m), 1.18-1.29 (2H,  
m), 1.38 (9H, s), 1.46-1.91 (8H, m), 2.24-2.38  
(3H, m), 2.59-3.20 (4H, m), 3.69-4.00 (6H, m),  
4.12-4.28 and 4.38-4.49 (total 1H, m), 8.25 (1H,  
10 t,  $J=5.8\text{Hz}$ )

Mass (m/z) : 440 ( $M^+_{+1}$ )

(4) N-[(R)-1-{3-(1-tert-butoxycarbonyl-4-  
piperidyl)propionyl}-3-piperidylcarbonyl]-3(R)-(4-  
15 methoxyphenethyl)- $\beta$ -alanine

IR (Film) : 3400, 3930, 3860, 1700, 1630  $\text{cm}^{-1}$

NMR (DMSO- $d_6$ ,  $\delta$ ) : 0.85-1.09 (2H, m), 1.25-1.49 (4H,  
m), 1.38 (9H, s), 1.39-1.88 (8H, m), 2.10-2.72  
(9H, m), 2.89-3.16 (1H, m), 3.71 (3H, s), 3.77-  
20 4.06 (4H, m), 4.12-4.39 (1H, m), 6.82 (2H, d,  
 $J=8.6\text{Hz}$ ), 7.07 (2H, d,  $J=8.6\text{Hz}$ ), 7.83 (1H, d,  
 $J=8.4\text{Hz}$ ), 12.08 (1H, s)

Mass (m/z) : 574 ( $M^+_{+1}$ )

(5) N-[(R)-1-{3-(1-tert-butoxycarbonyl-4-piperidyl)-  
propionyl}-3-piperidylcarbonyl]-3-phenyl- $\beta$ -alanine

IR (Film) : 3380, 3020, 2940, 2870, 1710, 1660,  
1630  $\text{cm}^{-1}$

NMR (DMSO- $d_6$ ,  $\delta$ ) : 0.86-1.06 (2H, m), 1.21-1.91 (9H,  
30 m), 1.38 (9H, s), 2.16-2.35 (3H, m), 2.58-2.67  
(5H, m), 2.86-3.06 (1H, m), 3.63-3.97 (3H, m),  
4.05-4.42 (1H, m), 5.11-5.23 (1H, m), 7.17-7.31  
(5H, m), 8.40-8.47 (1H, m)

Mass (m/z) : 516 ( $M^+_{+1}$ )

35

(6) N-[(R)-1-{3-(1-tert-butoxycarbonyl-4-piperidyl)propionyl}-3-piperidylcarbonyl]-3(R)-(3,4-dimethoxyphenethyl)-β-alanine

IR (Film) : 3300, 3430, 3360, 1720, 1640, 1625 cm<sup>-1</sup>

5 NMR (DMSO-d<sub>6</sub>, δ) : 0.83-1.10 (2H, m), 1.21-1.46 (4H, m), 1.38 (9H, s), 1.61-1.91 (8H, m), 2.07-2.73 (10H, m), 2.87-3.20 (2H, m), 3.70 (3H, s), 3.73 (3H, s), 3.76-4.08 (3H, m), 6.64-6.68 (1H, m),  
10 6.74-6.85 (2H, m), 7.83 (1H, d, J=8.2Hz), 11.97-12.14 (1H, br)

Mass (m/z) : 604 (M<sup>+</sup>+1)

(7) N-[(R)-1-{3-(1-tert-butoxycarbonyl-4-piperidyl)propionyl}-3-piperidylcarbonyl]-3(R)-(3-methoxyphenethyl)-β-alanine

15 NMR (DMSO-d<sub>6</sub>, δ) : 0.92-1.12 (2H, m), 1.38 (9H, s), 1.38-1.98 (13H, m), 2.03-3.20 (14H, m), 3.72 (3H, s), 3.75-4.38 (6H, m), 6.73 (3H, d, J=6.0Hz), 7.17 (1H, t, J=8.3Hz), 7.84 (1H, d, J=8.6Hz)  
20

Mass (m/z) : 574 (M<sup>+</sup>+1)

(8) N-[(R)-1-{3-(1-tert-butoxycarbonyl-4-piperidyl)propionyl}-3-piperidylcarbonyl]-3(R)-(3-trifluoromethylphenethyl)-β-alanine

IR (Film) : 3280, 2920, 2850, 1720, 1630 cm<sup>-1</sup>

25 NMR (DMSO-d<sub>6</sub>, δ) : 0.86-1.09 (2H, m), 1.38 (9H, s), 1.30-1.44 (4H, m), 1.59-1.86 (6H, m), 2.28-2.40 (5H, m), 2.60-2.74 (5H, m), 2.82-3.14 (1H, m),  
30 3.71-4.05 (5H, m), 4.15-4.40 (1H, m), 7.48-7.56 (4H, m), 7.85-7.90 (1H, m)

Mass (m/z) : 612 (M<sup>+</sup>+1)

(9) N-[(R)-1-{3-(1-tert-butoxycarbonyl-4-piperidyl)propionyl}-3-piperidylcarbonyl]-3(R)-(2-

35

methoxyphenethyl)- $\beta$ -alanine

IR (Film) : 3290, 3000, 2930, 2850, 1715, 1640,  
1615  $\text{cm}^{-1}$

5 NMR (DMSO- $d_6$ ,  $\delta$ ) : 0.84-1.08 (2H, m), 1.30-1.45 (4H,  
m), 1.38 (9H, s), 1.59-1.91 (7H, m), 2.09-2.74  
(10H, m), 2.89-3.18 (1H, m), 3.71-4.02 (4H, m),  
3.75 (3H, s), 4.16-4.39 (1H, m), 6.81-6.94 (2H,  
m), 7.07-7.20 (2H, m), 7.84 (1H, d,  $J=8.5\text{Hz}$ ),  
12.12 (1H, s)

10 Mass (m/z) : 574 ( $M^++1$ )

(10) N-[(R)-1-{3-(1-tert-butoxycarbonyl-4-  
piperidyl)propionyl}-3-piperidylcarbonyl]-3(R)-(3,4-  
methylenedioxyphenethyl)- $\beta$ -alanine

15 IR (Film) : 3380, 2960, 2920, 2860, 1710, 1650,  
1620  $\text{cm}^{-1}$

20 NMR (DMSO- $d_6$ ,  $\delta$ ) : 0.86-1.07 (2H, m), 1.24-1.94 (5H,  
m), 1.38 (9H, s), 1.59-1.87 (7H, m), 2.30-2.70  
(9H, m), 2.90-3.15 (1H, m), 3.70-4.00 (4H, m),  
4.14-4.39 (1H, m), 5.95 (2H, s), 6.59-6.63 (1H,  
m), 6.74-6.81 (2H, m), 7.83 (1H, d,  $J=8.3\text{Hz}$ ),  
12.09-12.19 (1H, br)

Mass (m/z) : 588 ( $M^++1$ )

25 (11) N-[(R)-1-{3-(1-benzyloxycarbonyl-4-  
piperidyl)propionyl}-3-piperidylcarbonyl]-2(R)-  
benzoylamino- $\beta$ -alanine

IR (Film) : 3260, 2900, 1710, 1630  $\text{cm}^{-1}$

30 NMR (DMSO- $d_6$ ,  $\delta$ ) : 0.86-1.04 (2H, m), 1.23-1.45 (4H,  
m), 1.56-1.83 (5H, m), 2.12-2.36 (3H, m), 2.57-  
3.81 (7H, m), 3.91-4.04 (2H, m), 4.14-4.62 (2H,  
m), 5.05 (2H, s), 7.28-7.35 (5H, m), 7.47-7.63  
(3H, m), 7.83-7.97 (2H, m), 8.15-8.23 (1H, m),  
8.64 (1H, t,  $J=7.1\text{Hz}$ )

35 Mass (m/z) : 593 ( $M^++1$ )



(12) N-[1-{3-(1-benzyloxycarbonyl-4-piperidyl)propionyl}-3-piperidyl]-3(S)-benzoylamino succinamic acid

IR (Film) : 3290, 2930, 1745, 1640  $\text{cm}^{-1}$

NMR (DMSO- $d_6$ ,  $\delta$ ) : 0.87-1.06 (2H, m), 1.32-1.83 (9H, m), 2.15-2.35 (3H, m), 2.58-3.07 (8H, m), 3.51-3.79 (2H, m), 3.87-4.03 (2H, m), 4.67-4.80 (1H, m), 5.05 (2H, s), 7.29-7.39 (5H, m), 7.45-7.56 (3H, m), 7.81-7.89 (2H, m), 8.57-8.68 (1H, m)

Mass (m/z) : 593 ( $M^+ + 1$ )

(13) N-[(R)-1-{3-(1-benzyloxycarbonyl-4-piperidyl)propionyl}-3-piperidylcarbonyl]-2(R)-acetylamino- $\beta$ -alanine

IR (Film) : 3400, 2930, 2860, 1720, 1655, 1630  $\text{cm}^{-1}$

NMR (DMSO- $d_6$ ,  $\delta$ ) : 0.90-1.12 (2H, m), 1.23-1.79 (9H, m), 1.84 (3H, s), 2.11-2.40 (4H, m), 2.61-3.48 (5H, m), 3.74-3.88 (1H, m), 3.96-4.08 (2H, m), 4.20-4.40 (2H, m), 5.06 (2H, s), 7.28-7.42 (5H, m), 7.98-8.08 (2H, m)

Mass (m/z) : 531 ( $M^+ + 1$ )

The following compound was obtained according to a similar manner to that of Example 12 (1).

#### Example 14

(1) N-[2-[1-{2-(1-tert-butoxycarbonyl-4-piperidyl)acetyl}-3-piperidyl]acetyl]- $\beta$ -alanine

IR (Film) : 3300, 2920, 2850, 1710, 1635  $\text{cm}^{-1}$

NMR (DMSO- $d_6$ ,  $\delta$ ) : 0.87-1.31 (4H, m), 1.38 (9H, s), 1.55-2.06 (9H, m), 2.14-2.28 (2H, m), 2.37 (2H, t,  $J=6.8\text{Hz}$ ), 2.60-3.02 (4H, m), 3.23 (2H, q,  $J=6.0\text{Hz}$ ), 3.68-4.27 (4H, m), 7.91-8.03 (1H, m)

Mass (m/z) : 438 ( $M^+ - 1$ )

(2) N-[2-[1-{2-(1-tert-butoxycarbonyl-4-

piperidylidene)acetyl}-3-piperidyl]acetyl]- $\beta$ -alanine

IR (Film) : 3200, 2925, 1680, 1650  $\text{cm}^{-1}$

NMR (DMSO- $d_6$ ,  $\delta$ ) : 1.09-1.41 (3H, m), 1.41 (9H, s),  
 1.57-1.91 (4H, m), 1.96-2.00 (2H, m), 2.14-2.24  
 5 (2H, m), 2.28-2.40 (3+1/2H, m), 2.64-2.83 (1H,  
 m), 2.91-3.06 (1/2H, m), 3.19-3.46 (5H, m),  
 3.71-3.83 (1H, m), 4.02-4.26 (1H, m), 5.90 and  
 5.96 (total 1H, s), 7.69-8.03 (1H, m), 12.17-  
 12.24 (1H, br)

10 Mass (m/z) : 438 ( $M^+ + 1$ )

(3) 4-[3-{3-(1-tert-butoxycarbonyl-4-piperidyl)-  
 propionylamino}-1-piperidyl]-4-oxo-butyric acid

IR (Film) : 3250, 2920, 1710, 1660, 1640, 1620  $\text{cm}^{-1}$

15 NMR (DMSO- $d_6$ ,  $\delta$ ) : 0.82-1.04 (2H, m), 1.38 (9H, s),  
 1.38-1.85 (11H, m), 1.99-2.11 (2H, m), 2.41-2.43  
 (3H, m), 2.56-2.76 (2H, m), 2.98-3.12 (1H, m),  
 3.60-3.76 and 4.09-4.20 (total 3H, m), 3.85-3.96  
 (2H, m), 7.73, 7.84 (total 1H, d,  $J=8.0$  and  
 20 6.4Hz), 12.03 (1H, s)

Mass (m/z) : 440 ( $M^+ + 1$ )

(4) N-[4-{3-(1-tert-butoxycarbonyl-4-

piperidyl)propionyl}-2-morpholinylcarbonyl]- $\beta$ -alanine

25 IR (Film) : 3400, 2980, 2920, 2880, 1710, 1640  $\text{cm}^{-1}$

NMR (DMSO- $d_6$ ,  $\delta$ ) : 0.84-1.08 (2H, m), 1.38 (9H, s),  
 1.38-1.49 (3H, m), 1.59-1.70 (4H, m), 2.29-2.44  
 (1H, m), 2.40 (2H, t,  $J=7.0\text{Hz}$ ), 2.58-2.92 (3H,  
 m), 3.09-3.56 (3H, m), 3.70-3.98 (5+1/2H, m),  
 30 4.41-4.51 (1/2H, m), 7.77-7.94 (1H, m)

Mass (m/z) : 440 ( $M^+ - 1$ )

(5) N-[1-{3-(1-tert-Butoxycarbonyl-4-

piperidyl)propionyl}-3-piperidyl]succinamic acid

35 IR (Film) : 3400, 1710, 1680, 1630  $\text{cm}^{-1}$

NMR (DMSO-d<sub>6</sub>, δ) : 0.84-1.06 (2H, m), 1.26-1.31 (6H, m), 1.38 (9H, s), 1.59-1.84 (4H, m), 2.20-2.46 (6H, m), 2.57-2.74 (2H, m), 2.91-3.08 (2H, m), 3.45-3.76 (2H, m), 3.84-3.96 (2H, m), 7.76-7.92 (1H, m), 12.00-12.06 (1H, br)

5  
Mass (m/z) : 340 (M<sup>+</sup>+1-Boc)

(6) N-[(R)-1-{2-(4-piperidyloxy)acetyl}-3-piperidylcarbonyl]-β-alanine trifluoroacetate

10 [α]<sub>D</sub><sup>20</sup> = 20.07° (C=1.0, MeOH)  
IR (Film) : 2940, 1760, 1820, 1660, 1630 cm<sup>-1</sup>  
NMR (DMSO-d<sub>6</sub>, δ) : 1.25-2.02 (8H, m), 2.10-2.16 (1H, m), 2.37 (2H, t, J=6.8Hz), 2.55-2.71 (1H, m), 2.86-3.25 (7H, m), 3.59-3.72 (2H, m), 4.07-4.31 (3H, m), 7.99 (1H, t, J=5.5Hz), 8.42-8.60 (2H, br)

15  
Mass (m/z) : 342 (M<sup>+</sup>+1) free of compound

#### Example 15

20 A mixture of N-[(R)-1-{3-(1-tert-butoxycarbonyl-4-piperidyl)propionyl}-3-piperidylcarbonyl]-3(S)-vinyl-β-alanine ethyl ester (0.8 g) and PtO<sub>2</sub> (0.2 g) in ethanol (10 ml) was hydrogenated at atmospheric pressure for 2 hours. After the catalyst was removed by filtration, the filtrate was concentrated in vacuo to give N-[(R)-1-{3-(1-tert-butoxycarbonyl-4-piperidyl)propionyl}-3-piperidylcarbonyl]-3(S)-ethyl-β-alanine ethyl ester (0.73 g) as a colorless oil.

IR (Film) : 3300, 1740, 1620 cm<sup>-1</sup>

30 NMR (CDCl<sub>3</sub>, δ) : 0.92 (3H, t, J=7.5Hz), 1.08-1.30 (6H, m), 1.45 (9H, s), 1.52-2.03 (11H, m), 2.33-2.74 (6H, m), 3.26-3.51 (2H, m), 3.72 (2H, q, J=7.5Hz), 3.77-4.17 (5H, m), 6.64-6.69 (1H, br)

#### 35 Example 16

The solution of 4-[3-{3-(1-tert-butoxycarbonyl-4-piperidyl)propionylamino}-1-piperidyl]-4-oxo-2(S)benzyloxycarbonylaminobutyric acid tert-butyl ester (1.35 g) in tetrahydrofuran (10 ml) and methanol (10 ml) was added 10% Pd-C (0.27 g, 50% wet) was hydrogenated at atmospheric pressure for 6 hours. After the catalyst was removed by filtration, the filtrate was concentrated in vacuo to give 4-[3-{3-(1-tert-butoxycarbonyl-4-piperidyl)propionylamino}-1-piperidyl]-4-oxo-2(S)-aminobutyric acid tert-butyl ester (1.07 g) as an oil.

IR (Film) : 2970, 2930, 2880, 1720, 1650  $\text{cm}^{-1}$

NMR ( $\text{CDCl}_3$ ,  $\delta$ ) : 0.97-1.20 (2H, m), 1.45 (18H, s), 1.33-1.84 (9H, m), 2.15-2.46 (2H, m), 2.53-2.76 (3H, m), 2.85-3.60 (5H, m), 3.70-4.40 (4H, m), 7.35 (1H, s)

Mass (m/z) : 511 ( $M^+ + 1$ )

#### Example 17

To a mixture of thioanisole (13.7 ml) and m-cresol (12.2 ml) in tetrahydrofuran (150 ml) was added N-[(R)-1-{2-(1-benzyloxycarbonyl-4-piperidyloxy)acetyl}-3-piperidylcarbonyl]-3-ethynyl- $\beta$ -alanine ethyl ester (1.54 g). After stirring at ambient temperature for 2 hours, the mixture was poured into water and washed with diethyl ether. The extract was purified by HPLC on C18 silica gel eluting with (0.1% TFA aqueous solution:  $\text{CH}_3\text{CN}$  = 4:1) to give N-[(R)-1-{2-(4-piperidyloxy)acetyl}-3-piperidylcarbonyl]-3-ethynyl- $\beta$ -alanine ethyl ester trifluoroacetate as an oil (0.17 g).

NMR ( $\text{DMSO}-d_6$ ,  $\delta$ ) : 1.78 and 1.18 (total 3H, t,  $J=7.1$  and  $7.0\text{Hz}$ ), 1.29-2.71 (10H, m), 2.65 (1H, d,  $J=7.2\text{Hz}$ ), 2.90-3.2 (5H, m), 3.57-3.63 (3H, m), 4.01-4.39 (7H, m), 4.80-4.90 (1H, m), 8.45-8.56 (1H, m)

Mass (m/z) : 394 ( $M^+ + 1$ ) free of compound

Example 18

A mixture of N-[(R)-1-{3-(1-tert-butoxycarbonyl-4-piperidyl)propionyl}-3-piperidylcarbonyl]-3(S)-(4-methoxyphenethylamino)carbonyl-β-alanine benzyl ester (0.9  
5 g) and 10% Pd-C (0.2 g, 50% wet) in acetic acid (10 ml) was hydrogenated at atmospheric pressure for 3 hours. After the catalyst was removed by filtration, the filtrate was concentrated in vacuo. The residue was poured into  
10 water and extract with ethyl acetate. The extract washed with water, brine and dried over MgSO<sub>4</sub>, and evaporated in vacuo. To give N-[(R)-1-{3-(1-tert-butoxycarbonyl)-4-piperidyl)propionyl}-3-piperidylcarbonyl]-3(S)-(4-methoxyphenethylamino)carbonyl-β-alanine as an oil (0.79 g).

15 IR (Film) : 3390, 2930, 1710, 1645 cm<sup>-1</sup>  
NMR (DMSO-d<sub>6</sub>, δ) : 0.80-1.10 (3H, m), 1.30-1.84 (9H, m), 1.38 (9H, s), 1.91-1.99 (2H, m), 2.15-2.40 (3H, m), 2.58-2.69 (4H, m), 2.88-3.26 (5H, m),  
20 3.71 (3H, s), 3.76-4.53 (3H, m), 6.84 (2H, d, J=8.4Hz), 7.11 (2H, d, J=8.3Hz), 7.93-8.02 (1H, m), 8.09-8.18 (1H, m), 12.11-12.28 (1H, br)  
Mass (m/z) : 617 (M<sup>+</sup>+1)

Example 19

25 (1) Thionyl chloride (0.05 ml) was added to ethanol (1 ml) under stirring at -10°C. After stirring at -10°C for 10 minutes, N-[(R)-1-{3-(4-piperidyl)propionyl}-3-piperidylcarbonyl]-3(R)-(3-methoxyphenethyl)-β-alanine hydrochloride (100 mg) was added. The mixture was stirred  
30 at ambient temperature for 2 hours, and evaporated in vacuo. The residue was dissolved in water and desalted by HP-20 eluting with (IPA:water = 1:1) to give N-[(R)-1-{3-(4-piperidyl)propionyl}-3-piperidylcarbonyl]-3(R)-(3-methoxyphenethyl)-β-alanine ethyl ester (80 mg).

35 NMR (DMSO-d<sub>6</sub>, δ) : 1.15 (3H, t, J=7.1Hz), 1.19-1.93

(12H, m), 2.10-3.19 (14H, m), 3.72 (3H, s),  
3.96-4.05 (5H, m), 4.12-4.39 (1H, m), 6.72-6.75  
(3H, m), 7.14-7.22 (1H, m), 7.89 (1H, d,  
J=8.2Hz)

5 Mass (m/z) : 502 (M<sup>+</sup>+1)

The following compound was obtained according to a similar manner to that of Example 19 (1).

10 (2) N-[(R)-1-{3-(4-piperidyl)propionyl}-3-piperidylcarbonyl]-3(S)-ethynyl-β-alanine methyl ester hydrochloride

IR (Film) : 3300, 2950, 1725, 1640, 1620 cm<sup>-1</sup>

15 NMR (DMSO-d<sub>6</sub>, δ) : 1.20-1.87 (12H, m), 2.14-2.42 (3H, m), 2.60-3.29 (7H, m), 3.16 (3H, s), 3.59-3.84 (2H, m), 4.10-4.40 (1H, m), 4.77-4.92 (1H, m), 8.51 and 8.61 (total 1H, d, J=8.0 and 8.3Hz), 8.74-8.90 (1H, br), 9.05-9.15 (1H, br)

20 Mass (m/z) : 378 (M<sup>+</sup>+1) free of compound

#### Example 20

To a solution of N-[(R)-1-{3-(1-benzyloxycarbonyl-4-piperidyl)propionyl}-3-piperidylcarbonyl]-2(S)-amino-β-alanine ethyl ester hydrochloride (250 mg) in tetrahydrofuran (2 ml), ethanol (2 ml) was added a solution of lithium hydroxide (17 mg) in water (2 ml) under stirring at 0°C. After stirring at ambient temperature for 1 hour, the mixture was evaporated in vacuo. The residue was purified by HPLC on C18 silica gel eluting with a solution of 40% CH<sub>3</sub>CN in 0.1% aqueous trifluoroacetic acid solution. The fractions containing object compound were combined and evaporated in vacuo, and freeze-dried to give N-[(R)-1-{3-(1-benzyloxycarbonyl-4-piperidyl)propionyl}-3-piperidylcarbonyl]-2(S)-amino-β-

25  
30  
35

alanine trifluoroacetate (230 mg).

IR (Nujol) : 1770, 1730, 1650  $\text{cm}^{-1}$

NMR (DMSO- $d_6$ ,  $\delta$ ) : 0.87-1.14 (2H, m), 1.24-1.56 (4H, m), 1.60-1.91 (4H, m), 2.09-2.17 (3H, m), 2.59-3.23 (5H, m), 3.32-3.84 (2H, m), 3.93-4.04 (4H, m), 4.13-4.43 (1H, m), 5.06 (2H, s), 4.88-5.28 (1H, br), 7.27-7.40 (5H, m), 8.14-8.28 (3H, m)

Mass (m/z) : 489 ( $M^+ + 1$ ) free of compound

10 Example 21

(1) A solution of N-[(R)-1-{3-(1-tert-butoxycarbonyl-4-piperidyl)propionyl}-3-piperidylcarbonyl]-3-ethynyl- $\beta$ -alanine (1.12 g) in ethyl acetate (12 ml) was added 4N HCl in ethyl acetate (6.04 ml) under stirring at 0°C. After stirring at ambient temperature for 2 hours, and evaporated in vacuo. The residue was purified by HPLC on C18 silica gel column eluting with (0.1% trifluoroacetic acid aqueous solution (TFA):CH<sub>3</sub>CN = 89:11) to give one isomer of N-[(R)-1-{3-(4-piperidyl)propionyl}-3-piperidylcarbonyl]-3(S)-ethynyl- $\beta$ -alanine trifluoroacetate [[ $\alpha$ ]<sub>D</sub><sup>20</sup> -31.63° (C=1.0, MeOH) : object compound (1)] (0.32 g) and the other isomer [[ $\alpha$ ]<sub>D</sub><sup>20</sup> -1.47° (C=1.0, MeOH) : object compound (2)] (0.35 g).

25 object compound (1)

IR (Film) : 3270, 2930, 1720, 1630  $\text{cm}^{-1}$

NMR (DMSO- $d_6$ ,  $\delta$ ) : 1.15-1.73 (8H, m), 1.81 (3H, d, J=13.6Hz), 2.08-2.37 (3H, m), 2.59 (2H, d, J=8.8Hz), 2.69-2.93 (3H, m), 2.97-3.28 (4H, m), 3.68-3.83 (2H, m), 4.10-4.34 (1H, m), 4.75-4.89 (1H, m), 8.14-8.30 (1H, br), 8.39-8.46 (1H, m), 8.50-8.61 (1H, br)

Mass (m/z) : 364 ( $M^+ + 1$ ) free of compound

35 object compound (2)

IR (Film) : 3230, 2930, 1725, 1620 cm<sup>-1</sup>

NMR (DMSO-d<sub>6</sub>, δ) : 1.14-1.66 (8H, m), 1.81 (3H, d, J=13.8Hz), 2.08-2.43 (3H, m), 2.58 (2H, d, J=7.6Hz), 2.69-3.00 (5H, m), 3.10-3.29 (4H, m), 3.69-3.85 (1H, m), 4.04-4.16 and 4.31-4.42 (total 1H, m), 8.11-8.27 (1H, br), 8.40-8.45 (1H, m), 8.44-8.59 (1H, br)

Mass (m/z) : 364 (M<sup>+</sup>+1) free of compound

10 As a result of further study, we identified the object compound (1) with N-[(R)-1-{3-(4-piperidyl)-propionyl}-3-piperidylcarbonyl]-3(S)-ethynyl-β-alanine trifluoroacetate and identified the object compound (2) with N-[(R)-1-{3-(4-piperidyl)propionyl}-3-piperidyl-carboyl]-3(R)-ethynyl-β-alanine trifluoroacetate.  
15

The following compounds were obtained according to a similar manner to that of Example 21 (1).

20 (2) (3R)-N-[(R)-1-{3-(4-Piperidyl)propionyl}-3-piperidylcarbonyl]-3-methyl-β-alanine hydrochloride  
mp : 105-108°C

IR (Nujol) : 1720, 1620, 1605 cm<sup>-1</sup>

25 NMR (DMSO-d<sub>6</sub>, δ) : 1.04-1.09 (3H, m), 1.28-1.83 (12H, m), 2.06-2.49 (5H, m), 2.58-3.23 (6H, m), 3.70-3.83 (1H, m), 4.16-4.33 (1H, m), 7.94 (1H, dd, J=17 and 7.8Hz), 8.71-8.98 (1H, m), 9.01-9.20 (1H, m)

Mass (m/z) : 354 (M<sup>+</sup>+1) free of compound

30 Elemental Analysis C<sub>17</sub>H<sub>29</sub>N<sub>3</sub>O<sub>4</sub>·HCl·1.25AcOEt·1.6H<sub>2</sub>O(%)

Calcd. : C 51.32, H 8.46, N 8.16

Found : C 51.22, H 8.77, N 7.92

35 (3) N-[(R)-1-{3-(4-piperidyl)propionyl}-3-piperidylcarbonyl]-β-alanine hydrochloride



$[\alpha]_D^{20}$  -24.3° (C=1.0, MeOH)

mp : 84°C

IR (Nujol) : 3320, 1700, 1650  $\text{cm}^{-1}$

5 NMR (DMSO- $d_6$ ,  $\delta$ ) : 1.21-1.65 (7H, m), 1.80 (3H, d, J=13.2Hz), 2.29-2.41 (4H, m), 2.56-3.07 (4H, m), 3.15-3.26 (4H, m), 3.70-3.85 (1H, m), 4.13-4.37 (4H, m), 7.97-8.10 (1H, m), 8.60-8.76 (1H, br), 8.91-9.03 (1H, br)

Mass (m/z) : 340 ( $M^+$ +1) free of compound

10 Elemental Analysis  $\text{C}_{17}\text{H}_{29}\text{N}_3\text{O}_4 \cdot \text{HCl} \cdot 1.5\text{AcOEt} \cdot 3\text{H}_2\text{O}$  (%)

Calcd. : C 49.15, H 8.61, N 7.48

Found : C 49.08, H 8.23, N 7.29

15 (4) N-[(R)-1-{3-(4-piperidyl)propionyl}-3-piperidylcarbonyl]-3(S)-(4-methoxyphenethyl-aminocarbonyl)- $\beta$ -alanine hydrochloride

$[\alpha]_D^{20}$  = -19.07°C (C=1.0, MeOH)

mp : 82°C

IR (Nujol) : 3280, 1725, 1630, 1600  $\text{cm}^{-1}$

20 NMR (DMSO- $d_6$ ,  $\delta$ ) : 0.99-1.69 (10H, m), 2.11-2.82 (11H, m), 2.94-3.09 (4H, m), 3.49 (3H, s), 3.86-4.30 (4H, m), 6.63 (2H, d, J=8.4Hz), 6.90 (2H, d, J=8.5Hz), 7.81-8.19 (2H, m), 8.41-8.68 (1H, br), 8.71-8.85 (1H, br)

25 Mass (m/z) : 515 ( $M^+$ -1) free of compound

30 (5) N-[(R)-1-{3-(4-piperidyl)propionyl}-3-piperidylcarbonyl]-3(R)-phenethyl- $\beta$ -alanine hydrochloride

$[\alpha]_D^{25}$  = -32.33° (C=1.0, MeOH)

IR (Nujol) : 3300, 1700, 1620  $\text{cm}^{-1}$

35 NMR (DMSO- $d_6$ ,  $\delta$ ) : 1.03-1.91 (13H, m), 2.06-3.07 (11H, m), 3.12-3.24 (2H, m), 3.70-3.90 (1H, m), 3.98-4.38 (2H, m), 7.16-7.51 (5H, m), 7.93-8.05 (1H, m), 8.71-9.01 (12H, m), 9.08-9.20 (1H, br)

Mass (m/z) : 444 ( $M^{+1}$ ) free of compound

Elemental Analysis  $C_{25}H_{37}N_3O_4 \cdot HCl \cdot 2.7H_2O$

Calcd. : C 56.80, H 8.27, N 7.95

Found : C 56.94, H 8.01, N 7.58

5

(6) N-[(R)-1-{3-(4-piperidyl)propionyl}-3-piperidylcarbonyl]-3(R)-(4-methoxyphenethyl)- $\beta$ -alanine hydrochloride

$[\alpha]_D^{20} = 43.1^\circ$  (C=1.0, MeOH)

10 IR (Nujol) : 1715, 1620, 1600  $cm^{-1}$

NMR (DMSO- $d_6$ ,  $\delta$ ) : 1.22-1.86 (12H, m), 2.11-3.24  
(12H, m), 3.71-4.36 (5H, m), 3.71 (3H, s), 6.82  
{2H, d, J=8.6Hz}, 7.08 (2H, d, J=8.5Hz), 7.90  
(1H, t, J=8.8Hz), 8.63-8.74 (1H, br), 8.90-9.01  
15 (1H, br)

Mass (m/z) : 474 ( $M^{+1}$ ) free of compound

Elemental Analysis  $C_{26}H_{39}N_3O_5 \cdot HCl \cdot 2H_2O$

Calcd. : C 57.19, H 8.12, N 7.69

Found : C 56.82, H 8.17, N 7.51

20

(7) N-[(R)-1-{3-(4-piperidyl)propionyl}-3-piperidylcarbonyl]-2-(2-piperidyl)acetic acid hydrochloride

IR (Nujol) : 3350, 1705, 1600  $cm^{-1}$

25 NMR (DMSO- $d_6$ ,  $\delta$ ) : 1.27-1.83 (16H, m), 2.23-2.40  
(2H, m), 2.56-3.23 (6H, m), 3.70-4.55 (8H, m),  
4.87-5.02 (1H, m), 8.65-8.84 (1H, br), 8.96-9.10  
(1H, br)

Mass (m/z) : 394 ( $M^{+1}$ ) free of compound

30

(8) N-[4-{3-(4-piperidyl)propionyl}-2-morpholinylcarbonyl]- $\beta$ -alanine hydrochloride

IR (Nujol) : 3300, 1705, 1625  $cm^{-1}$

35 NMR (DMSO- $d_6$ ,  $\delta$ ) : 1.29-1.50 (5H, m), 1.77-1.83 (2H,  
m), 2.30-2.60 (4H, m), 2.70-2.94 (2+1/2H, m),

3.08-3.35 (5+1/2H, m), 3.40-3.57 (1H, m), 3.72-4.05 (3+1/2H, m), 4.43-4.49 (1/2H, m), 7.79-7.97 (1H, m), 8.73-8.89 (1H, br), 9.04-9.16 (1H, br)  
Mass (m/z) : 342 (M<sup>+</sup>+1) free of compound

5

(9) N-[(R)-1-{3-(4-piperidyl)propionyl}-3-piperidylcarbonyl]-3-phenyl-β-alanine hydrochloride  
mp : 67°C

IR (Nujol) : 1710, 1630, 1600 cm<sup>-1</sup>

10

NMR (DMSO-d<sub>6</sub>, δ) : 1.24-1.91 (10H, m), 2.10-2.41 (3H, m), 2.59-3.09 (5H, m), 3.14-3.25 (2H, m), 3.63-3.86 (1H, m), 4.08-4.41 (1H, m), 5.18 (1H, q, J=7.8Hz), 7.20-7.27 (1H, m), 7.31 (5H, s), 8.49-8.66 (1H, m), 8.80-8.94 (1H, br), 9.06-9.20 (1H, br)

15

Mass (m/z) : 416 (M<sup>+</sup>+1) free of compound

(10) N-[(R)-1-{3-(4-piperidyl)propionyl}-3-piperidylcarbonyl]-3(R)-(3,4-dimethoxyphenethyl)-β-alanine hydrochloride

20

[α]<sub>D</sub><sup>20</sup> = -13.33° (C=1.0, MeOH)

IR (Nujol) : 1730, 1635 cm<sup>-1</sup>

25

NMR (DMSO-d<sub>6</sub>, δ) : 1.01-1.50 (9H, m), 1.66-1.83 (8H, m), 1.83-3.23 (11H, m), 3.71 (3H, s), 3.73 (3H, s), 4.15-4.38 (2H, m), 6.65-6.69 (1H, m), 6.77-6.85 (2H, m), 8.88-9.02 (1H, br), 9.15-9.25 (1H, br)

Mass (m/z) : 504 (M<sup>+</sup>+1) free of compound

30

(11) N-[(R)-1-{3-(4-piperidyl)propionyl}-3-piperidylcarbonyl]-3(S)-(3-methoxyphenethyl)-β-alanine hydrochloride

IR (Nujol) : 1710, 1600, 720 cm<sup>-1</sup>

35

NMR (DMSO-d<sub>6</sub>, δ) : 1.13-2.00 (14H, m), 2.01-3.70 (9H, m), 3.17-3.29 (2H, m), 3.73 (3H, s), 3.97-

4.08 (1H, m), 4.10-4.37 (1H, m), 6.74 (3H, d like), 7.18 (1H, t like), 7.92 (1H, t like), 8.72 (1H, br), 8.99 (1H, br)

Mass (m/z) : 474 (M<sup>+</sup>+1) free of compound

5

(12) N-[(R)-1-{3-(4-piperidyl)propionyl}-3-piperidylcarbonyl]-2(S)-benzoylamino-β-alanine hydrochloride

IR (Nujol) : 3100, 1725, 1630 cm<sup>-1</sup>

10 NMR (DMSO-d<sub>6</sub>, δ) : 1.2-1.85 (12H, m), 2.27-2.36 (2H, m), 2.57-3.10 (4H, m), 3.12-3.25 (2H, m), 3.39-3.82 (3H, m), 4.07-4.59 (3H, m), 7.45-7.56 (3h, m), 7.87-7.91 (2H, m), 8.22-8.40 (1H, m), 8.65-8.75 (1H, m), 8.89-9.02 (1H, m)

15 Mass (m/z) : 459 (M<sup>+</sup>+1) free of compound

(13) N-[(R)-1-{3-(4-piperidyl)propionyl}-3-piperidylcarbonyl]-3(R)-(3-trifluoromethylphenethyl)-β-alanine hydrochloride

20 mp : 118°C

[α]<sub>D</sub><sup>20</sup> = -21.4° (C-1.0, MeOH)

IR (Nujol) : 3300, 1715, 1630, 1610 cm<sup>-1</sup>

25 NMR (DMSO-d<sub>6</sub>, δ) : 1.23-2.13 (14H, m), 2.35-2.45 (5H, m), 2.61-2.83 (5H, m), 3.15-3.28 (2H, m), 3.72-3.89 (1H, m), 3.99-4.10 (1H, m), 4.15-4.41 (1H, m), 7.49-7.55 (4H, m), 7.94-8.05 (1H, m), 8.75-8.93 (1H, m), 9.03-9.17 (1H, m)

Mass (m/z) : 512 (M<sup>+</sup>+1) free of compound

Elemental Analysis C<sub>26</sub>H<sub>36</sub>F<sub>3</sub>N<sub>3</sub>O<sub>4</sub>·HCl·1.8H<sub>2</sub>O

30 Calcd. : C 53.80, H 7.05, N 7.24

Found : C 53.72, H 7.10, N 7.02

(14) N-[(R)-1-{3-(4-piperidyl)propionyl}-3-piperidylcarbonyl]-2(S)-phenylsulfonylamino-β-alanine hydrochloride

35

$[\alpha]_D^{25} = -14.23^\circ$  (C=1.0, MeOH)

IR (Nujol) : 1720, 1630  $\text{cm}^{-1}$

NMR (DMSO- $d_6$ ,  $\delta$ ) : 1.21-1.83 (11H, m), 2.04-2.37  
(3H, m), 2.70-3.40 (7H, m), 3.74-3.91 (2H, m),  
5 4.12-4.39 (2H, m), 7.55-7.62 (3H, m), 7.75-7.79  
(2H, m), 8.01-8.26 (2H, m), 8.50-8.66 (1H, br),  
8.82-8.94 (1H, br)

Mass (m/z) : 495 ( $M^+ + 1$ ) free of compound

10 (15) N-[(R)-1-{3-(4-piperidyl)propionyl}-3-  
piperidylcarbonyl]-3(R)-(2-methoxyphenethyl)- $\beta$ -  
alanine hydrochloride

$[\alpha]_D^{20} = -17.73^\circ$  (C=1.0, MeOH)

IR (Nujol) : 1725, 1640, 1600  $\text{cm}^{-1}$

15 NMR (DMSO- $d_6$ ,  $\delta$ ) : 1.21-1.91 (16H, m), 2.30-3.24  
(11H, m), 3.75 (3H, s), 3.70-3.89 (1H, m), 4.12-  
4.39 (1H, m), 6.81-6.94 (2H, m), 7.07-7.20 (2H,  
m), 7.84-7.94 (1H, m), 8.60-8.75 (1H, br), 8.91-  
9.03 (1H, br)

20 Mass (m/z) : 474 ( $M^+ + 1$ ) free of compound

(16) N-[(R)-1-{3-(4-piperidyl)propionyl}-3-  
piperidylcarbonyl]-2(S)-(n-butanesulfonylamino)- $\beta$ -  
alanine hydrochloride

25  $[\alpha]_D^{25} = -31.37^\circ$  (C=1.0, MeOH)

IR (Nujol) : 1715, 1620  $\text{cm}^{-1}$

NMR (DMSO- $d_6$ ,  $\delta$ ) : 0.88 (3H, t, J=7.2Hz), 1.14-1.89  
(15H, m), 2.29-2.40 (2H, m), 2.77-3.06 (6H, m),  
3.19-3.27 (2H, m), 3.77-4.41 (5H, m), 7.51-7.60  
30 (1H, m), 8.04-8.18 (1H, m), 8.43-8.18 (1H, m),  
8.43-8.60 (1H, br), 8.73-8.86 (1H, br)

Mass (m/z) : 475 ( $M^+ + 1$ ) free of compound

35 (17) N-[(R)-1-{3-(3-piperidyl)propionyl}-3-  
piperidylcarbonyl]-3(R)-(3,4-methylenedioxy-

phenethyl)- $\beta$ -alanine hydrochloride

$[\alpha]_D^{25}$  : -17.27° (C=1.0, MeOH)

IR (Nujol) : 1725, 1685, 1620  $\text{cm}^{-1}$

5 NMR (DMSO- $d_6$ ,  $\delta$ ) : 0.84-1.50 (6H, m), 1.59-1.91 (6H, m), 1.06-3.28 (12H, m), 3.60-4.27 (5H, m), 4.30-4.40 (1H, m), 5.95 (2H, s), 6.59-6.63 (1H, m), 6.75-6.81 (2H, m), 7.84-7.90 (1H, m)

Mass (m/z) : 488 ( $M^+$ +1) free of compound

10 Elemental Analysis  $\text{C}_{26}\text{H}_{37}\text{N}_3\text{O}_6 \cdot \text{HCl} \cdot 1/4\text{EtOAc} \cdot 1.4\text{H}_2\text{O}$

Calcd. : C 56.77, H 7.55, N 7.36

Found : C 56.81, H 7.69, N 7.11

15 (18) N-[(R)-1-{3-(4-piperidyl)propionyl}-3-piperidylcarbonyl]-3(S)-ethynyl- $\beta$ -alanine hydrochloride

IR (KBr) : 3425, 3250, 1726, 1638, 1614  $\text{cm}^{-1}$

20 NMR (DMSO- $d_6$ ,  $\delta$ ) : 1.27-1.83 (11H, m), 2.08-2.32 (3H, m), 2.58-3.09 (5H, m), 3.18-3.22 (3H, m), 3.75-3.80 (1H, m), 4.08-4.32 (1H, m), 4.79-4.82 (1H, m), 8.42-8.54 (1H, m), 8.75 (1H, br), 9.04 (1H, br)

Mass (m/z) : 364 ( $M^+$ +1) free of compound

25 (19) N-[1-{3-(4-piperidyl)propionyl}-3-piperidyl]succinamic acid hydrochloride

IR (Nujol) : 3200, 1710, 1620  $\text{cm}^{-1}$

30 NMR (DMSO- $d_6$ ,  $\delta$ ) : 1.25-1.52 (7H, m), 1.69-1.86 (4H, m), 2.21-2.46 (6H, m), 2.69-3.06 (4H, m), 3.15-3.26 (2H, m), 3.47-3.84 (2H, m), 4.14-4.24 (1H, m), 7.80-7.97 (1H, m), 8.64-8.78 (1H, br) 8.95-9.06 (1H, br)

Mass (m/z) : 340 ( $M^+$ +1) free of compound

35 (20) N-[(R)-1-{3-(4-piperidyl)propionyl}-3-

piperidylcarbonyl]-3(S)-propargylaminocarbonyl- $\beta$ -alanine hydrochloride

$[\alpha]_D^{20} = -11.9^\circ$  (C=1.0, MeOH)

IR (Nujol) : 1735, 1640  $\text{cm}^{-1}$

5 NMR (DMSO- $d_6$ ,  $\delta$ ) : 1.21-1.69 (7H, m), 1.75-1.86 (3H, m), 2.06-2.40 (3H, m), 2.56-3.04 (5H, m), 3.17-3.26 (4H, m), 3.68-3.87 (3H, m), 4.08-4.56 (3H, m), 8.11-8.30 (1H, m), 8.34-8.50 (1H, m), 8.60-8.73 (1H, br), 8.90-9.02 (1H, m)

10 Mass (m/z) : 421 ( $M^+ + 1$ ) free of compound

(21) 4-[3-{3-(4-piperidyl)propionylamino}-1-piperidyl]-4-oxo-butyrac acid hydrochloride

IR (Nujol) : 1735, 1700, 1610  $\text{cm}^{-1}$

15 NMR (DMSO- $d_6$ ,  $\delta$ ) : 1.25-1.50 (9H, m), 1.71-1.83 (4H, m), 2.06-2.16 (2H, m), 2.39-2.46 (3H, m), 2.70-2.87 (2H, m), 2.96-3.08 (1H, m), 3.15-3.25 (2H, m), 3.52-3.76 (2H, m), 4.08-4.16 (1H, m), 7.84, 7.95 (total 1H, d, J=7.8 and 6.5Hz), 8.73-8.88 (1H, br), 9.00-9.10 (1H, br)

20 Mass (m/z) : 340 ( $M^+ + 1$ ) free of compound

(22) N-[(S)-1-{3-(4-piperidyl)propionyl}-3-piperidyl-carbonyl]-3(R)-ethynyl- $\beta$ -alanine trifluoroacetate

25  $[\alpha]_D^{20} = 35.7^\circ$  (C=0.65, MeOH)

IR (Film) : 3250, 2930, 2850, 1760, 1700, 1610  $\text{cm}^{-1}$

30 NMR (DMSO- $d_6$ ,  $\delta$ ) : 1.14-1.84 (1H, m), 2.09-2.40 (3H, m), 2.57-3.28 (9H, m), 3.69-3.83 (1H, m), 4.08-4.33 (1H, m), 4.75-4.86 (1H, m), 4.14-8.29 (1H, br), 8.38-8.47 (1H, m), 8.49-8.60 (1H, br)

Mass (m/z) : 364 ( $M^+ + 1$ ) free of compound

and

N-[(S)-1-{3-(4-piperidyl)propionyl}-3-piperidyl-carbonyl]-3(S)-ethynyl- $\beta$ -alaninetrifluoro acetate

35 IR (Film) : 3250, 2930, 2850, 1740, 1700, 1610  $\text{cm}^{-1}$

NMR (DMSO-d<sub>6</sub>, δ) : 1.15-1.85 (11H, m), 2.05-2.40  
(3H, m), 2.56-3.00 (6H, m), 3.11-3.28 (3H, m),  
3.70-3.88 (1H, m), 4.05-4.15 and 4.30-4.44  
(total 1H, m), 4.75-4.90 (1H, m), 8.15-8.30 (1H,  
5 br), 8.40-8.49 (1H, m), 8.49-8.60 (1H, br)  
Mass (m/z) : 364 (M<sup>+</sup>+1) free of compound

#### Example 22

A mixture of N-[1-{2-(1-benzyloxycarbonyl-4-  
10 piperidyloxy)acetyl}-3-piperidylcarbonyl]-β-alanine (1.16  
g) and 10% Pd-C (0.23 g, 50% wet) in a solution of 1N HCl  
(2.44 ml) and tetrahydrofuran (20 ml) was hydrogenated at  
atmospheric pressure for 2 hours. After the catalyst was  
removed by filtration, the filtrate was concentrated in  
15 vacuo and freeze-dried to give N-[1-{2-(4-  
piperidyloxy)acetyl}-3-piperidylcarbonyl]-β-alanine  
hydrochloride (0.69 g).

IR (Nujol) : 3290, 1700, 1625 cm<sup>-1</sup>

NMR (DMSO-d<sub>6</sub>, δ) : 1.15-2.09 (9H, m), 2.11-2.69 (2H,  
20 m), 2.84-3.25 (8H, m), 3.56-3.74 (2H, m), 4.07-  
4.32 (3H, m), 8.06-8.24 (1H, m)

Mass (m/z) : 342 (M<sup>+</sup>+1) free of compound

Elemental Analysis C<sub>16</sub>H<sub>27</sub>N<sub>3</sub>O<sub>5</sub>·HCl·1.8H<sub>2</sub>O (%)

Calcd. : C 46.84, H 7.76, N 10.24

25 Found : C 47.09, H 7.46, N 9.91

#### Example 23

(1) A mixture of N-[(R)-1-{3-(1-benzyloxycarbonyl-4-  
30 piperidyl)propionyl}-3-piperidylcarbonyl]-2(S)-  
acetylamino-β-alanine (67 mg) and 10% Pd-C (15 mg, 50%  
wet) in a mixture of 1N HCl (0.13 ml) and tetrahydrofuran  
(2 ml) was hydrogenated at atmospheric pressure for 1  
hour. After the catalyst was removed by filtration, the  
filtrate was concentrated in vacuo. The residue was  
35 dissolved in water (5 ml) and then freeze-dried to give



N-[(R)-1-{3-(4-piperidyl)propionyl}-3-piperidylcarbonyl]-  
2(S)-acetylamino-β-alanine hydrochloride (50 mg).

$[\alpha]_D^{25} = -21.37^\circ$  (C=0.75, MeOH)

IR (Nujol) : 1720, 1640, 1610  $\text{cm}^{-1}$

5 NMR (DMSO- $d_6$ ,  $\delta$ ) : 1.20-1.82 (12H, m), 1.85 (3H, s),  
2.10-2.43 (5H, m), 2.59-3.27 (4H, m), 3.74-3.83  
(2H, m), 4.14-4.37 (2H, m), 8.02-8.19 (2H, m),  
8.42-8.59 (1H, br), 8.72-8.84 (1H, br)

Mass (m/z) : 397 ( $M^+$ +1) free of compound

10

The following compounds were obtained according to a  
similar manner to that of Example 23 (1).

(2) N-[2-[1-{3-(4-piperidyl)propionyl}-3-  
15 piperidyl]acetyl]glycine hydrochloride

IR (Film) : 3350, 2940, 1715, 1630  $\text{cm}^{-1}$

NMR (DMSO- $d_6$ ,  $\delta$ ) : 1.11-1.82 (12H, m), 2.00-2.11  
(2H, m), 2.24-2.40 (2H, m), 2.62-3.03 (4H, m),  
3.20 (2H, d, J=12.6Hz), 3.64-3.82 (3H, m), 4.07-  
20 4.24 (1H, m), 8.25-8.35 (1H, m), 8.75-8.91 (1H,  
br), 9.09-9.20 (1H, br)

Mass (m/z) : 340 ( $M^+$ =1) free of compound

(3) N-[1-{3-(4-piperidyl)propionyl}-3-piperidylcarbonyl]-  
25 3-methyl-β-alanine hydrochloride

IR (Nujol) : 3250, 1705, 1610  $\text{cm}^{-1}$

NMR (DMSO- $d_6$ ,  $\delta$ ) : 1.04-1.09 (3H, m), 1.28-1.83  
(11H, m), 2.10-3.44 (9H, m), 3.71-3.83 (1H, m),  
3.98-4.34 (2H, m), 7.86-7.96 (1H, m), 8.74-8.87  
30 (1H, m), 9.01-9.15 (1H, m)

Mass (m/z) : 354 ( $M^+$ +1) free of compound

(4) N-[(R)-1-{2-(4-piperidyloxy)acetyl}-3-piperidyl-  
carbonyl]-β-alanine ethyl ester hydrochloride

35 IR (Film) : 2930, 1720, 1625  $\text{cm}^{-1}$

NMR (DMSO-d<sub>6</sub>, δ) : 1.18 (3H, t, J=7.1Hz), 1.46-2.47  
(11H, m), 2.60-2.70 (1H, m), 2.86-3.27 (8H, m),  
3.55-3.72 (2H, m), 4.05 (2H, q, J=7.1Hz), 4.17-  
4.30 (2H, m), 8.06-8.21 (1H, m), 9.00-9.14 (2H,  
br)

5

Mass (m/z) : 370 (M<sup>+</sup>+1) free of compound

(5) N-[1-{3-(4-piperidyl)propionyl}-1,2,3,4-tetrahydro-3-  
quinolylcarbonyl]-β-alanine hydrochloride

10

IR (Film) : 3450, 3930, 1720, 1630 cm<sup>-1</sup>

NMR (DMSO-d<sub>6</sub>, δ) : 1.12-1.89 (9H, m), 2.10-2.21 (2H,  
m), 2.39 (2H, d, J=6.7Hz), 2.70-3.84 (7H, m),  
4.26 (2H, t, J=7.0Hz), 7.06-7.20 (4H, m), 8.13-  
8.24 (1H, m)

15

Mass (m/z) : 386 (M<sup>+</sup>-1) free of compound

(6) N-[(S)-1-{2-(4-piperidyloxy)acetyl}-3-  
piperidylcarbonyl]-β-alanine hydrochloride

20

IR (Film) : 3290, 2920, 1710, 1620 cm<sup>-1</sup>

NMR (DMSO-d<sub>6</sub>, δ) : 1.24-2.07 (9H, m), 2.11-2.69 (2H,  
m), 2.89-3.27 (8H, m), 3.57-3.74 (2H, m), 4.07-  
4.30 (3H, m), 8.03-8.87 (1H, m)

Mass (m/z) : 342 (M<sup>+</sup>+1) free of compound

25

(7) N-[(R)-1-{3-(4-piperidyl)propionyl}-3-  
piperidylcarbonyl]-2(S)-(n-hexanoylamino)-β-alanine  
hydrochloride

[α]<sub>D</sub><sup>20</sup> = -27.7° (C=1.0, MeOH)

mp : 156-157°C

30

IR (Nujol) : 3200, 1720, 1660, 1600 cm<sup>-1</sup>

NMR (DMSO-d<sub>6</sub>, δ) : 0.85 (3H, t, J=6.5Hz), 1.55-1.88  
(17H, m), 2.10 (2H, t, J=7.4Hz), 2.27-3.82 (12H,  
m), 4.14-4.35 (2H, m), 7.97-8.10 (2H, m), 8.37-  
8.51 (1H, br), 8.69-8.89 (1H, br)

35

Mass (m/z) : 453 (M<sup>+</sup>+1) free of compound

(8) N-[(R)-1-{3-(4-piperidyl)propionyl}-3-piperidylcarbonyl]-2(S)-(4-chlorobenzoylamino)- $\beta$ -alanine hydrochloride

$[\alpha]_D^{20} = -35.6^\circ$  (C=1.0, MeOH)

5 IR (Nujol) : 3200, 1730, 1710, 1640  $\text{cm}^{-1}$

NMR (DMSO- $d_6$ ,  $\delta$ ) : 1.16-1.85 (11H, m), 2.11-2.34

(3H, m), 2.60-3.25 (6H, m), 3.34-3.82 (3H, m),

4.18-4.35 (1H, m), 4.44-4.54 (1H, m), 7.44-7.59

(2H, m), 7.84-7.92 (2H, m), 8.18-8.31 (1H, m),

10 8.41-8.55 (1H, m), 8.60-8.83 (2H, m)

Mass (m/z) : 493 ( $M^+$ +1) free of compound

(9) N-[(R)-1-{3-(4-piperidyl)propionyl}-3-piperidylcarbonyl]-2(S)-(4-methoxybenzoylamino)- $\beta$ -alanine hydrochloride

15

$[\alpha]_D^{20} = -31.8^\circ$  (C=1.0, MeOH)

IR (Nujol) : 3210, 1720, 1620, 1600  $\text{cm}^{-1}$

NMR (DMSO- $d_6$ ,  $\delta$ ) : 1.11-1.89 (12H, m), 2.12-2.39

(3H, m), 2.60-3.79 (8H, m), 3.82 (3H, s), 4.10-

20 4.35 (1H, m), 4.44-4.54 (1H, m), 7.02 (2H, d,

J=8.8Hz), 7.55 (2H, d, J=8.1Hz), 8.13-8.31 (1H,

m), 8.44-8.55 (2H, m), 8.70-8.84 (1H, m)

Mass (m/z) : 489 ( $M^+$ +1) free of compound

25 (10) N-[(R)-1-{3-(4-piperidyl)propionyl}-3-piperidylcarbonyl]-2(S)-amino- $\beta$ -alanine hydrochloride

IR (Film) : 3250, 2910, 1745, 1640  $\text{cm}^{-1}$

NMR (DMSO- $d_6$ ,  $\delta$ ) : 1.19-1.91 (12H, m), 2.07-2.43

(4H, m), 2.58-3.24 (2H, m), 3.50-3.57 (2H, m),

30 3.74-4.40 (3H, m), 8.30-8.96 (5H, m)

Mass (m/z) : 355 ( $M^+$ +1) free of compound

(11) N-[(R)-1-{3-(4-piperidyl)propionyl}-3-piperidylcarbonyl]-2(S)-benzoylamino- $\beta$ -alanine 1-(cyclohexyloxycarbonyloxy)ethyl ester hydrochloride

35

IR (Nujol) : 3240, 1750, 1640 cm<sup>-1</sup>

NMR (DMSO-d<sub>6</sub>, δ) : 1.01-1.91 (23H, m), 1.76 (3H, d, J=5.7Hz), 2.11-2.39 (3H, m), 2.58-3.25 (2H, m), 3.35-4.40 (7H, m), 4.49-4.66 (2H, m), 6.63 (1H, t, J=5.1Hz), 7.43-7.57 (5H, m), 7.85-7.95 (1H, m)

Mass (m/z) : 629 (M<sup>+</sup>+1) free of compound

(12) N-{1-{3-(4-piperidyl)propionyl}-3-piperidyl}-2(S)-benzoylamino succinamic acid hydrochloride

IR (Nujol) : 3300, 1720, 1630 cm<sup>-1</sup>

NMR (DMSO-d<sub>6</sub>, δ) : 1.16-1.54 (6H, m), 1.64-1.85 (6H, m), 2.24-2.34 (1H, m), 2.63-3.03 (5H, m), 3.13-3.84 (7H, m), 4.70-4.83 (1H, m), 7.41-7.53 (3H, m), 7.83-7.90 (2H, m), 8.60-8.72 (1H, m)

Mass (m/z) : 459 (M<sup>+</sup>+1) free of compound

(13) N-[(R)-1-{3-(4-piperidyl)propionyl}-3-piperidylcarbonyl]-2(S)-cyclopropylcarbonylamino-β-alanine hydrochloride

[α]<sub>D</sub><sup>20</sup> = -20.2° (C=1.0, MeOH)

IR (Nujol) : 1715, 1645, 1610 cm<sup>-1</sup>

NMR (DMSO-d<sub>6</sub>, δ) : 0.67 (4H, d, J=6.3Hz), 1.18-1.84 (12H, m), 2.10-2.43 (3H, m), 2.60-3.34 (7H, m), 3.74-3.83 (2H, m), 4.15-4.35 (2H, m), 8.04-8.22 (1H, m), 8.39 (1H, dd, J=19.6 and 7.9Hz), 8.51-8.69 (1H, br), 8.82-8.86 (1H, br)

Mass (m/z) : 423 (M<sup>+</sup>+1) free of compound

(14) N-[(R)-7-{3-(4-piperidyl)propionyl}-3-piperidylcarbonyl]-2(S)-(3-methoxypropionyl)amino-β-alanine hydrochloride

[α]<sub>D</sub><sup>20</sup> = -20.2° (C=1.0, MeOH)

IR (Nujol) : 3250, 1720, 1650, 1610 cm<sup>-1</sup>

NMR (DMSO-d<sub>6</sub>, δ) : 1.12-1.89 (15H, m), 2.11-2.43

(3H, m), 2.37 (2H, t, J=6.5Hz), 2.72-3.12 (3H, m), 3.21 (3H, s), 3.25-3.44 (2H, m), 3.52-2H, t, J=6.5Hz), 3.61-3.84 (2H, m), 4.14-4.39 (2H, m), 7.94-8.09 (2H, m)

5 Mass (m/z) : 441 (M<sup>+</sup>+1) free of compound

(15) N-[(R)-1-{3-(4-piperidyl)propionyl}-3-piperidylcarbonyl]-2(R)-benzoylamino-β-alanine hydrochloride

10  $[\alpha]_D^{20} = -14.3^\circ$  (C=1.0, MeOH)

IR (Nujol) : 1750, 1730, 1640 cm<sup>-1</sup>

NMR (DMSO-d<sub>6</sub>, δ) : 1.15-1.86 (12H, m), 2.25-3.05 (6H, m), 3.10-3.26 (2H, m), 3.37-3.84 (3H, m), 4.12-4.61 (2H, m), 7.45-7.63 (3H, m), 7.88-7.97 (2H, m), 8.28-8.45 (1H, m), 8.72-8.77 (1H, m), 8.66-8.84 (1H, br), 8.97-9.11 (1H, br)

15

Mass (m/z) : 459 (M<sup>+</sup>+1) free of compound

(16) N-[(R)-1-{3-(4-piperidyl)propionyl}-3-piperidylcarbonyl]-2(S)-(4-hydroxybenzoylamino)-β-alanine hydrochloride

20

$[\alpha]_D^{20} = -40.5$  (C=1.0, MeOH)

IR (Nujol) : 1715, 1630, 1640, 1600 cm<sup>-1</sup>

NMR (DMSO-d<sub>6</sub>, δ) : 1.17-1.85 (12H, m), 2.11-2.38 (3H, m), 2.60-3.06 (3H, m), 3.11-3.23 (2H, m), 3.36-3.84 (4H, m), 4.01-4.51 (2H, m), 6.83 (2H, d, J=8.5Hz), 7.76 (2H, d, J=8.6Hz), 8.20-8.46 (2H, m), 8.56-8.71 (1H, br), 8.85-8.98 (1H, br)

25

Mass (m/z) : 473 (M<sup>+</sup>-1) free of compound

30

(17) N-[1-{3-(4-piperidyl)propionyl}-3-piperidyl]-3(S)-benzoylamino succinamic acid hydrochloride

IR (KBr, pellet) : 2949, 2393, 1734, 1718, 1651 cm<sup>-1</sup>

NMR (DMSO-d<sub>6</sub>, δ) : 1.16-1.89 (11H, m), 2.1'-2.38

35

(1H, m), 2.61-3.07 (4H, m), 3.13-3.85 (8H, m),

4.66-4.86 (1H, m), 7.44-7.59 (3H, m), 7.85-7.88  
(2H, m), 7.93-8.11 (1H, m), 8.44-8.60 (1H, br),  
8.63-8.74 (1H, m), 8.77-8.90 (1H, br)

Mass (m/z) : 457 ( $M^+ - 1$ ) free of compound

5

(18) N-[1-{3-(4-piperidyl)propionyl}-3-piperidyl]-2(S)-  
acetylaminosuccinamic acid hydrochloride

IR (KBr, pellet) : 3057, 2945, 2864, 1734, 1653,  
1618  $\text{cm}^{-1}$

10 NMR (DMSO- $d_6$ ,  $\delta$ ) : 1.20-1.59 (7H, m), 1.73-1.97 (4H,  
m), 1.83 (3H, s), 2.24-2.36 (2H, m), 2.44-3.10  
(4H, m), 3.17-3.28 (3H, m), 3.47-4.21 (4H, m),  
4.43-4.59 (1H, m), 7.81-8.21 (2H, m), 8.56-8.76  
(1H, br), 8.89-9.03 (1H, br)

15 Mass (m/z) : 397 ( $M^+ + 1$ ) free of compound

(19) N-[(R)-1-{3-(4-piperidyl)propionyl}-3-  
piperidylcarbonyl]-2(R)-acetyl-amino- $\beta$ -alanine  
hydrochloride

20  $[\alpha]_D^{20} = -21.7^\circ$  (C=1.0, MeOH)

IR (KBr, pellet) : 2947, 2864, 1734, 1653, 1616  $\text{cm}^{-1}$

25 NMR (DMSO- $d_6$ ,  $\delta$ ) : 1.17-1.90 (12H, m), 1.85 (3H, s),  
2.09-2.65 (4H, m), 2.70-3.08 (2H, m), 3.15-3.34  
(3H, m), 3.60-3.88 (2H, m), 4.17-4.40 (2H, m),  
8.00-8.20 (2H, m), 8.30-8.46 (1H, br), 8.61-8.74  
(1H, br)

Mass (m/z) : 397 ( $M^+ + 1$ ) free of compound

(20) N-[1-{3-(4-piperidyl)propionyl}-3-piperidyl]-3(R)-  
benzoylaminosuccinamic acid hydrochloride

30

IR (KBr, pellet) : 2947, 2864, 1734, 1647, 1605  $\text{cm}^{-1}$

35 NMR (DMSO- $d_6$ ,  $\delta$ ) : 1.15-1.55 (7H, m), 1.64-1.89 (5H,  
m), 2.18-2.35 (1H, m), 2.60-3.26 (8H, m), 3.48-  
3.86 (4H, m), 4.69-4.84 (1H, m), 7.45-7.56 (3H,  
m), 7.85-7.88 (2H, m), 8.42-8.60 (1H, br), 8.75-

8.89 (1H, br), 8.61-8.75 (1H, m)

Mass (m/z) : 459 ( $M^+$ +1) free of compound

(21) N-[(R)-1-{3-(4-piperidyl)propionyl}-3-piperidylcarbonyl]-2(S)-(4-biphenylcarbonylamino)- $\beta$ -alanine hydrochloride

IR (KBr, pellet) : 2947, 2729, 1734, 1647, 1608  $\text{cm}^{-1}$

NMR (DMSO- $d_6$ ,  $\delta$ ) : 1.14-1.86 (10H, m), 2.20-2.36

(2H, m), 2.63-3.26 (5H, m), 3.40-3.86 (4H, m),

4.10-4.60 (4H, m), 7.41-7.54 (3H, m), 7.74-7.82

(4H, m), 7.98-8.01 (2H, m), 8.25-8.43 (1H, m),

8.57-8.80 (1H, br), 8.68-8.82 (1H, m), 8.92-9.02

(1H, br)

Mass (m/z) : 535 ( $M^+$ +1) free of compound

#### Example 24

(1) A solution of N-[1-{3-(1-tert-butoxycarbonyl-4-piperidyl)propionyl}-3-piperidylcarbonyl]- $\beta$ -alanine (1.58 g) in ethyl acetate (16 ml) was added 4N HCl in ethyl acetate (13.5 ml) under stirring at 0°C. After stirring at ambient temperature for 2 hours, resulting precipitate was collected by filtration to give N-[1-{3-(4-piperidyl)propionyl}-3-piperidylcarbonyl]- $\beta$ -alanine hydrochloride (1.27 g).

mp : 70-72°C

IR (KBr) : 3200, 2850, 1780, 1600  $\text{cm}^{-1}$

NMR (DMSO- $d_6$ ,  $\delta$ ) : 1.29-1.83 (10H, m), 2.09-2.42

(6H, m), 2.60-3.24 (7H, m), 3.70-3.84 (1H, m),

4.13-4.40 (1H, m), 7.97-8.18 (1H, m), 8.76-8.86

(1H, m), 9.09-9.23 (1H, m)

Mass (m/z) : 340 ( $M^+$ +1) free of compound

The following compounds were obtained according to a similar manner to that of Example 24 (1).

(2) N-[1-{3-(4-Piperidyl)propionyl}-4-piperidylcarbonyl]-  
β-alanine hydrochloride

mp : 63-65°C

IR (KBr) : 3250, 2800, 1710 cm<sup>-1</sup>

5 NMR (DMSO-d<sub>6</sub>, δ) : 1.28-1.90 (11H, m), 2.23-2.40  
(5H, m), 2.48-3.12 (4H, m), 3.10-3.30 (4H, m),  
3.79-3.98 (1H, m), 4.30-4.40 (1H, m), 4.30-4.40  
(1H, m), 7.98 (1H, t, J=5.4Hz), 8.85-8.98 (1H,  
br), 9.13-9.21 (1H, br)

10 Mass (m/z) : 340 (M<sup>+</sup>+1) free of compound

(3) N-[2-[1-{2-(4-Piperidyl)acetyl}-3-piperidyl]acetyl]-  
β-alanine hydrochloride

mp : 73°C

15 IR (Nujol) : 3200, 1725, 1605 cm<sup>-1</sup>

NMR (DMSO-d<sub>6</sub>, δ) : 1.22-1.51 (4H, m), 1.68-1.87 (3H,  
m), 1.92-2.09 (4H, m), 2.23-2.30 (2H, m), 2.35-  
2.45 (3H, m), 2.60-3.02 (4H, m), 3.16-3.31 (5H,  
m), 3.67-3.81 (1H, m), 4.11-4.28 (1H, m), 8.00-  
20 8.16 (1H, m)

Mass (m/z) : 340 (M<sup>+</sup>+1) free of compound

Elemental Analysis C<sub>17</sub>H<sub>29</sub>N<sub>3</sub>O<sub>4</sub>·HCl·1.5AcOEt·2H<sub>2</sub>O (%)

Calcd. : C 50.78, H 8.52, N 7.72

Found : C 50.76, H 8.48, N 7.70

25

(4) N-[1-{4-(4-Piperidyl)butyryl}-3-piperidylcarbonyl]-  
glycine hydrochloride

IR (Nujol) : 1740 cm<sup>-1</sup>

30 NMR (DMSO-d<sub>6</sub>, δ) : 1.20-1.94 (13H, m), 2.30-2.40  
(3H, m), 2.60-3.14 (5H, m), 3.17-3.28 (2H, m),  
3.72-4.00 (2H, m), 4.00-4.10 and 4.09-4.17  
(total 1H, m), 8.28-8.43 (1H, m)

Mass (m/z) : 340 (M<sup>+</sup>+1) free of compound

Elemental Analysis C<sub>17</sub>H<sub>29</sub>N<sub>3</sub>O<sub>4</sub>·HCl·1.25AcOEt·1.5H<sub>2</sub>O (%)

35 Calcd. : C 51.51, H 8.45, N 8.19



Found : C 51.38, H 8.43, N 8.00

(5) N-[2-[1-{2-(4-Piperidylidene)acetyl}-3-piperidyl]acetyl]- $\beta$ -alanine hydrochloride

5

mp : 63°C

IR (Nujol) : 3200, 1730  $\text{cm}^{-1}$

10

NMR (DMSO- $d_6$ ,  $\delta$ ) : 1.08-1.41 (3H, m), 1.60-1.76 (3H, m), 1.76-1.92 (3H, m), 1.92-2.04 (2H, m), 2.39 (2H, t, J=6.5Hz), 2.44-2.51 (3H, m), 2.60-2.83 (3H, m), 2.93-3.50 (4H, m), 3.69-3.84 (1H, m), 4.04-4.28 (1H, m), 6.04 and 6.08 (total 1H, s), 8.01-8.17 (1H, m)

Mass (m/z) : 338 ( $M^+ + 1$ ) free of compound

Elemental Analysis  $\text{C}_{17}\text{H}_{27}\text{N}_3\text{O}_4 \cdot \text{HCl} \cdot 1.5\text{AcOEt} \cdot 2.5\text{H}_2\text{O}$  (%)

15

Calcd. : C 50.50, H 7.55, N 7.68

Found : C 50.29, H 7.91, N 7.66

(6) N-[(R)-1-{3-(4-piperidyl)propionyl}-3-piperidylcarbonyl]-3(S)-phenylsulfonylmethyl- $\beta$ -alanine hydrochloride

20

IR (Nujol) : 1730, 1650, 1610  $\text{cm}^{-1}$

NMR (DMSO- $d_6$ ,  $\delta$ ) : 1.28-1.83 (13H, m), 2.25-2.34 (2H, m), 2.48-3.23 (9H, m), 3.54-3.67 (2H, m), 4.18-4.26 (1H, m), 7.61-7.76 (3H, m), 7.85-7.99 (2H, m), 8.02-8.13 (1H, m), 8.76 (1H, br), 9.03 (1H, br)

25

Mass (m/z) : 492 ( $M^+ + 1$ ) free of compound

#### Example 25

30

(1) A solution of N-[(R)-1-{3-(1-tert-butoxycarbonyl-4-piperidyl)propionyl}-3-piperidylcarbonyl]- $\beta$ -alanine ethyl ester (0.78 g) in ethyl acetate (8 ml) was added 4N HCl in ethyl acetate (4.17 ml) under stirring at 0°C. After stirring at ambient temperature for 2 hours, and

35 evaporated in vacuo and freeze-dried to give N-[(R)-1-{3-

s), 7.31-7.38 (5H, m), 7.99-8.14 (1H, m), 8.60-8.72 (1H, br), 8.89-8.99 (1H, br)

Mass (m/z) : 430 ( $M^+ + 1$ ) free of compound

Elemental Analysis  $C_{24}H_{35}N_3O_4 \cdot HCl \cdot 1.6H_2O$

5

Calcd. : C 54.26, H 7.63, N 7.91

Found : C 54.23, H 7.54, N 7.88

(4) N-[(R)-1-{3-(4-piperidyl)propionyl}-3-piperidylcarbonyl]- $\beta$ -alanine 1-(cyclohexyloxy-carbonyloxy)ethyl ester hydrochloride

10

IR (Film) : 3380, 2940, 2850, 1740, 1630  $cm^{-1}$

NMR (DMSO- $d_6$ ,  $\delta$ ) : 1.15-1.53 (13H, m), 1.44 (3H, d,  $J=5.4Hz$ ), 1.60-1.92 (10H, m), 2.05-2.39 (3H, m), 2.46-3.08 (5H, m), 3.18-3.30 (4H, m), 4.15-4.37 (1H, m), 4.50-4.60 (1H, m), 6.60-6.68 (1H, m), 8.00-8.13 (1H, m), 8.47-8.64 (1H, br), 8.79-8.90 (1H, br)

15

Mass (m/z) : 510 ( $M^+ + 1$ ) free of compound

Elemental Analysis  $C_{26}H_{43}N_3O_7 \cdot HCl \cdot 3H_2O$

20

Calcd. : C 52.04, H 8.40, N 7.00

Found : C 51.85, H 8.51, N 7.14

(5) (R)-[1-{3-(4-piperidyl)propionyl}-3-piperidylcarbonyl]-3-piperidinecarboxylic acid ethyl ester trifluoro acetate

25

NMR (DMSO- $d_6$ ,  $\delta$ ) : 1.18 (3H, t,  $J=7.0Hz$ ), 1.27-2.02 (16H, m), 2.23-2.43 (3H, m), 2.57-3.15 (7H, m), 3.67-3.91 (2H, m), 4.07 (2H, q,  $J=7.0Hz$ ), 4.20-4.40 (1H, m), 4.54-4.75 (2H, m), 8.09-8.34 (1H, br), 8.51-8.65 (1H, br)

30

Mass (m/z) : 408 ( $M^+ + 1$ ) free of compound

(6) N-[(R)-1-{3-(4-piperidyl)propionyl}-3-piperidylcarbonyl]-2-phenyl- $\beta$ -alanine ethyl ester hydrochloride

35

IR (KBr, pellet) : 3421, 2943, 1728, 1643, 1624  $\text{cm}^{-1}$

NMR (DMSO- $d_6$ ,  $\delta$ ) : 1.05-1.85 (14H, m), 2.04-2.34  
(3H, m), 2.69-3.06 (3H, m), 3.13-3.25 (2H, m),  
3.32-3.75 (3H, m), 3.80-3.92 (1H, m), 3.99-4.34  
5 (4H, m), 7.20-7.38 (5H, m), 8.07-8.20 (1H, m),  
8.75-8.90 (1H, br), 9.04-9.15 (1H, br)

Mass (m/z) : 444 ( $M^+ + 1$ ) free of compound

10 (7) N-[(R)-1-{3-(4-piperidyl)propionyl}-3-  
piperidylcarbonyl]-3(S)-ethynyl- $\beta$ -alanine 2-adamantyl  
ester hydrochloride

IR (Nujol) : 1720, 1650, 1600  $\text{cm}^{-1}$

NMR (DMSO- $d_6$ ,  $\delta$ ) : 1.18-1.60 (8H, m), 1.70-1.99  
(15H, m), 2.10-2.39 (3H, m), 2.59-3.02 (5H, m),  
15 3.09-3.29 (3H, m), 3.69-3.84 (1H, m), 4.15-4.55  
(4H, m), 4.83-4.95 (2H, m), 8.50 and 8.60 (total  
1H, d,  $J=8.1$  and  $8.2\text{Hz}$ ), 8.72-8.89 (1H, br),  
9.03-9.12 (1H, br)

Mass (m/z) : 498 ( $M^+ + 1$ ) free of compound

20 Elemental Analysis  $\text{C}_{29}\text{H}_{43}\text{N}_3\text{O}_4 \cdot \text{HCl} \cdot 28\text{H}_2\text{O}$

Calcd. : C 59.58, H 8.55, N 7.19

Found : C 59.57, H 8.64, N 7.03

25 (8) N-[(R)-1-{3-(4-piperidyl)propionyl}-3-  
piperidylcarbonyl]-3(S)-ethynyl- $\beta$ -alanine-n-butyl  
ester hydrochloride

IR (KBr, pellet) : 2958, 2872, 1734, 1647, 1616  $\text{cm}^{-1}$

NMR (DMSO- $d_6$ ,  $\delta$ ) : 0.88 (3H, t,  $J=7.2\text{Hz}$ ), 1.27-1.69  
(12H, m), 1.59 (1H, d,  $J=2.4\text{Hz}$ ), 1.75-1.86 (3H,  
30 m), 2.08-2.40 (3H, m), 2.60-3.08 (6H, m), 3.17-  
3.27 (3H, m), 3.69-3.84 (1H, m), 4.03 (2H, t,  
 $J=6.5\text{Hz}$ ), 4.79-4.92 (1H, m), 8.50 and 8.59  
(total 1H, d,  $J=8.3$  and  $8.0\text{Hz}$ ), 8.74-8.86 (1H,  
br), 9.02-9.13 (1H, br)

35 Elemental Analysis  $\text{C}_{23}\text{H}_{37}\text{N}_3\text{O}_4 \cdot \text{HCl} \cdot 1.6\text{H}_2\text{O}$

Calcd. : C 56.98, H 8.56, N 8.67

Found : C 56.99, H 8.63, N 8.39

(9) N-[(R)-1-{3-(4-piperidyl)propionyl}-3-piperidylcarbonyl]-3(S)-ethynyl- $\beta$ -alanine 5-methyl-2-oxo-1,3-dioxol-4-yl-methyl ester hydrochloride

5

mp : 70°C

IR (KBr, pellet) : 2947, 2866, 2729, 1817, 1743,  
1653, 1616 cm<sup>-1</sup>

10

NMR (DMSO-d<sub>6</sub>,  $\delta$ ) : 1.29-1.85 (11H, m), 2.09-2.40  
(3H, m), 2.10 (3H, s), 2.60-3.09 (5H, m), 3.13-  
3.29 (3H, m), 3.70-3.84 (1H, m), 4.79-4.91 (1H,  
m), 4.98 (2H, s), 5.12-5.40 (2H, m), 8.53 and  
8.62 (total 1H, d, J=8.0Hz), 8.76-8.90 (1H, br),  
9.03-9.15 (1H, br)

15

Mass (m/z) : 476 (M<sup>+</sup>+1) free of compound

(10) N-[(R)-1-{3-(4-piperidyl)propionyl}-3-piperidylcarbonyl]-3(S)-ethynyl- $\beta$ -alanine isobutyl ester hydrochloride

20

IR (KBr, pellet) : 3446, 3230, 3030, 2960, 2873,  
1734, 1653, 1616 cm<sup>-1</sup>NMR (DMSO-d<sub>6</sub>,  $\delta$ ) : 0.89 (6H, d, J=6.6Hz), 1.21-1.91  
(12H, m), 1.99-2.37 (3H, m), 2.60-3.02 (6H, m),  
3.18-3.26 (3H, m), 3.83 (2H, d, J=6.5Hz), 4.13-  
4.32 (2H, m), 4.80-4.94 (1H, m), 8.46-8.57 (1H,  
m), 8.53-8.71 (1H, br), 8.89-9.00 (1H, br)

25

Mass (m/z) : 420 (M<sup>+</sup>+1) free of compound

(11) N-[(R)-1-{3-(4-piperidyl)propionyl}-3-piperidylcarbonyl]-3(S)-ethynyl- $\beta$ -alanine-4-trifluoromethylbenzyl ester hydrochloride

30

IR (KBr, pellet) : 3456, 3240, 2947, 2864, 2360,  
1740, 1653, 1618 cm<sup>-1</sup>

35

NMR (DMSO-d<sub>6</sub>,  $\delta$ ) : 1.17-1.86 (12H, m), 2.06-2.36

(3H, m), 2.60-3.06 (6H, m), 3.12-3.31 (3H, m),  
4.07-4.35 (1H, m), 4.85-4.96 (1H, m), 5.22 (2H,  
s), 7.60 (2H, d, J=8.2Hz), 7.76 (2H, d,  
J=8.2Hz), 8.48-8.58 (1H, m), 8.44-8.58 (1H, br),  
8.74-8.85<sup>~</sup> (1H, br)

5

Mass (m/z) : 522 (M<sup>+</sup>+1) free of compound

(12) N-[(R)-1-{3-(4-piperidyl)propionyl}-3-  
piperidylcarbonyl]-2(S)-acetylamino-β-alanine ethyl  
ester hydrochloride

10

IR (KBr, pellet) : 2947, 2862, 1718, 1697, 1684,  
1668 cm<sup>-1</sup>

NMR (DMSO-d<sub>6</sub>, δ) : 1.17 (3H, t, J=7.1Hz), 1.24-1.69  
(9H, m), 1.74-1.99 (4H, m), 2.07-2.40 (4H, m),  
2.59-3.11 (4H, m), 3.15-3.28 (2H, m), 3.31-3.37  
(2H, m), 3.73-3.86 (1H, m), 4.02 (2H, q,  
J=7.1Hz), 4.15-4.31 (2H, m), 8.12-8.43 (2H, m),  
8.63-8.75 (1H, br), 8.93-9.04 (1H, br)

15

Mass (m/z) : 425 (M<sup>+</sup>+1) free of compound

20

(13) N-[(R)-1-{3-(4-piperidyl)propionyl}-3-  
piperidylcarbonyl]-2(S)-acetylamino-β-alanine benzyl  
ester hydrochloride

IR (KBr) : 3377, 2943, 2864, 2731, 1740, 1653,  
1608 cm<sup>-1</sup>

25

(14) N-[(R)-1-{3-(4-piperidyl)propionyl}-3-  
piperidylcarbonyl]-2(S)-acetylamino-β-alanine 1-  
(cyclohexyloxycarbonyloxy)ethyl ester hydrochloride

IR (KBr) : 3417, 3062, 2945, 2862, 1761, 1653,  
1608 cm<sup>-1</sup>

30

#### Example 26

(1) To a solution of N-[2-[1-{3-(1-tert-butoxycarbonyl-4-  
piperidyl)propionyl}-4-piperidyl]acetyl]-β-alanine methyl

35

ester (0.58 g) in methanol (7 ml) was added 1N NaOH aqueous solution (1.5 ml) and stirred for 1 hour at ambient temperature. The resultant mixture was poured into a mixture of ethyl acetate (20 ml) and water (10 ml) and acidified to pH 3.0 with 10% KHSO<sub>4</sub> aqueous solution. The organic layer was separated and washed with brine, and dried over MgSO<sub>4</sub>. The solution was evaporated in vacuo. The residue was dissolved with ethyl acetate (5 ml) and the solution of 4N HCl in ethyl acetate (3.1 ml) was added. The resultant mixture was stirred for 1 hour at ambient temperature and evaporated in vacuo to give N-[2-[1-{3-(4-piperidyl)propionyl}-4-piperidyl]acetyl]-β-alanine hydrochloride (0.2 g).

NMR (DMSO-d<sub>6</sub>, δ) : 0.95-1.14 (1H, m), 1.21-1.62 (7H, m), 1.76-1.83 (2H, m), 2.26-2.40 (4H, m), 2.75-3.00 (3H, m), 3.17-3.24 (5H, m), 3.78-3.84 (2H, m), 4.05-4.08 (1H, m), 4.28-4.35 (2H, m), 7.93-7.97 (1H, m), 8.70 (1H, br), 8.95 (1H, br)

The following compounds were obtained according to a similar manner to that of Example 26 (1).

(2) N-[1-{3-(4-Piperidyl)propionyl}-3-piperidylcarbonyl]-N-methyl-β-alanine hydrochloride

NMR (DMSO-d<sub>6</sub>, δ) : 1.39-1.45 (7H, m), 1.59-1.83 (5H, m), 2.36-2.60 (4H, m), 2.69-2.88 (2H, m), 2.77, 3.02 (total 3H, s), 3.00-3.23 (3H, m), 3.40-3.80 (3H, m), 4.30-4.40 (1H, m), 8.76 (1H, br), 9.00 (1H, br)

Mass (m/z) : 354 (M<sup>+</sup>+1)

(3) N-[(R)-1-{3-(4-piperidyl)propionyl}-3-piperidylcarbonyl]-3(S)-[2-(3-indolyl)ethyl]-β-alanine hydrochloride

IR (Nujol) : 3200, 1720, 1630, 1610, 1540 cm<sup>-1</sup>

NMR (DMSO-d<sub>6</sub>, δ) : 1.14 (1H, t, J=7.0Hz), 1.21-1.45  
 (5H, m), 1.65-1.91 (6H, m), 2.10-2.42 (3h, m),  
 2.60-3.00 (6H, m), 3.19-3.25 (3H, m), 3.78-4.33  
 (7H, m), 6.91-7.08 (3H, m), 7.32 (1H, d,  
 5 J=8.0Hz), 7.47 (1H, d, J=8.0Hz), 7.90-7.96 (1H,  
 m), 8.58 (1H, br), 8.84 (1H, br)

Mass (m/z) : 483 (M<sup>+</sup>+1) free of compound

Elemental Analysis C<sub>27</sub>H<sub>38</sub>N<sub>4</sub>O<sub>4</sub>·HCl·2H<sub>2</sub>O

Calcd. : C 57.89, H 7.99, N 8.71

10

Found : C 57.97, H 8.16, N 8.31

(4) N-[(R)-1-{3-(4-piperidyl)propionyl}-3-  
 piperidylcarbonyl]-3(S)-vinyl-β-alanine hydrochloride

IR (KBr) : 3428, 2946, 1724, 1629, 1621 cm<sup>-1</sup>

15

NMR (DMSO-d<sub>6</sub>, δ) : 1.17-1.99 (11H, m), 2.32-2.60  
 (5H, m), 2.75-3.00 (2H, m), 3.19-3.24 (2H, m),  
 3.82-4.38 (4h, m), 4.54-4.62 (1H, m), 5.05-5.12  
 (2H, m), 5.74-5.92 (1H, m), 8.00-8.06 (1H, m)

Mass (m/z) : 366 (M<sup>+</sup>+1) free of compound

20

(5) N-[(R)-1-{3-(4-piperidyl)propionyl}-3-  
 piperidylcarbonyl]-3(S)-ethyl-β-alanine hydrochloride

IR (KBr) : 3407, 3257, 1724, 1637 cm<sup>-1</sup>

25

NMR (DMSO-d<sub>6</sub>, δ) : 0.76-0.83 (3H, t, J=6.3Hz),  
 1.21-1.91 (14H, m), 2.18-2.47 (5H, m), 2.59-3.23  
 (5H, m), 3.76-4.35 (3H, m), 7.7-7.83 (1H, m)

Mass (m/z) : 368 (M<sup>+</sup>+1) free of compound

(6) N-[(R)-1-{3-(4-piperidyl)propionyl}-3-piperidyl-  
 carbonyl]-2(S)-acetylamino-β-alanine hydrochloride

30

[α]<sub>D</sub><sup>25</sup> = -21.37° (C=0.75, MeOH)

IR (Nujol) : 1720, 1640, 1610 cm<sup>-1</sup>

NMR (DMSO-d<sub>6</sub>, δ) : 1.20-1.82 (12H, m), 1.85 (3H, s),  
 2.10-2.43 (5H, m), 2.59-3.27 (4h, m), 3.74-3.83  
 (2H, m), 4.14-4.37 (2H, m), 8.02-8.19 (2H, m),

35

8.42-8.59 (1H, br), 8.72-8.84 (1H, br)

Mass (m/z) : 397 (M<sup>+</sup>+1) free of compound

(7) N-[1-{3-(4-piperidyl)propionyl}-3-pyrrolidinyl-carbonyl]-3(S)-ethynyl-β-alanine hydrochloride

5

NMR (DMSO-d<sub>6</sub>, δ) : 1.21-1.30 (4H, m), 1.76-1.83 (2H, m), 2.00-2.12 (2H, m), 2.23-2.50 (2H, m), 2.57-2.61 (2H, m), 2.76-3.06 (4H, m), 3.18-3.25 (4H, m), 3.50-3.60 (6H, m), 4.81-4.85 (1H, m)

10

Mass (m/z) : 350 (M<sup>+</sup>+1) free of compound

(8) N-[(R)-1-{3-(4-piperidyl)propionyl}-3-piperidylcarbonyl]-2-methyl-β-alanine

15

NMR (D<sub>2</sub>O, δ) : 1.05 (3H, d, J=7.2Hz), 1.33-1.76 (8H, m), 1.90-1.98 (3H, m), 2.32-2.57 (4H, m), 2.76-3.01 (3H, m), 3.11-3.42 (5H, m), 3.79-3.90 (1H, m), 4.12-4.30 (1H, m)

Mass (m/z) : 354 (M<sup>+</sup>+1)

20

#### Example 27

N-[(R)-1-{3-(4-Piperidyl)propionyl}-3-piperidyl-carbonyl]-3(S)ethynyl-β-alanine trifluoroacetate (object compound (I) of Example 25) (80.0 g) was dissolved in water and desalted by DIAION HP-20 (trademark; prepared by Mitsubishi Chemical Industries) eluting with (isopropanol:H<sub>2</sub>O = 1:3). The eluting solution was concentrated in vacuo and freeze-dried to give N-[(R)-1-{3-(4-piperidyl)propionyl}-3-piperidylcarbonyl]-3(S)-ethynyl-β-alanine (49.8 g) as a white solid.

25

30

IR (KBr) : 3430, 3270, 1722, 1622 cm<sup>-1</sup>

NMR (DMSO-d<sub>6</sub>, δ) : 1.23-2.06 (11H, m), 2.30-2.35 (4H, m), 2.52-2.70 (4H, m), 2.98-3.17 (4H, m), 3.01 (1H, d, J=2.2Hz), 3.53-3.59 (1H, m), 4.21-4.27 (1H, m), 4.68-4.72 (1H, m), 8.28-8.40 (1H, m)

35

Mass (m/z) : 364 (M<sup>+</sup>+1)



Elemental Analysis  $C_{19}H_{29}N_3O_4 \cdot 1.7H_2O$  (%)

Calcd.: C 57.91, H 8.29, N 10.66

Found : C 57.89, H 8.05, N 10.41

5 Example 28

A solution of N-[(R)-1-{3-(4-piperidyl)propionyl}-3-piperidylcarbonyl]-3(S)-ethynyl- $\beta$ -alanine hydrochloride (89.6 g) in water (900 ml) was purified by HPLC (C-18, 7 x 10 50 cm) eluting with a solution of 17%  $CH_3CN$  in 0.1% TFA aqueous solution and the fractions containing object compound were combined and evaporated in vacuo. The residue was dissolved in water and desalted by HP-20 eluting with (IPA:water = 1:3). The eluting solution was concentrated in vacuo and freeze-dried to give N-[(R)-1-15 {3-(4-piperidyl)propionyl}-3-piperidylcarbonyl]-3(S)-ethynyl- $\beta$ -alanine (55.8 g) as a white solid.

IR (KBr) : 3430, 3270, 1722, 1622  $cm^{-1}$ NMR (DMSO- $d_6$ ,  $\delta$ ) : 1.23-2.06 (11H, m), 2.30-2.35

20 (4H, m), 2.52-2.70 (4H, m), 2.98-3.17 (4H, m), 3.01 (1H, d, J=2.2Hz), 3.53-3.59 (1H, m), 4.21-4.27 (1H, m), 4.68-4.72 (1H, m), 8.28-8.40 (1H, m)

Elemental Analysis  $C_{19}H_{29}N_3O_4 \cdot 1.7H_2O$ 

Calcd. : C 57.91, H 8.29, N 10.66

25 Found : C 57.89, H, 8.05, N 10.41

Example 29

A solution of N-[(R)-1-{3-(4-piperidyl)propionyl}-3-piperidylcarbonyl]-3-phenyl- $\beta$ -alanine hydrochloride in 30 water (30 ml) was purified by HPLC on C18 silica gel eluting with 10.1% TFA aqueous solution: $CH_3CN$  = 44:11) to give N-[(1R)-1-{3-(4-piperidyl)propionyl}-3-30 piperidylcarbonyl]-3(S)-phenyl- $\beta$ -alanine trifluoroacetate (0.08 g) as an oil.

35  $[\alpha]_D^{20} = -39.62^\circ$  (C=0.45, MeOH)

IR (Film) : 2910, 2850, 1710, 1630 cm<sup>-1</sup>

NMR (DMSO-d<sub>6</sub>, δ) : 1.17-1.85 (11H, m), 2.12-2.36  
(2+1/2H, m), 2.60-3.28 (7+1/2H, m), 3.71-3.83  
(1H, m), 4.12-4.38 (2H, m), 5.18 (1H, q,  
5 J=7.8Hz), 7.20-7.38 (5H, m), 8.18-8.32 (1H, br),  
8.42 (1H, d, J=8.3Hz), 8.54-8.64 (1H, br)

Mass (m/z) : 416 (M<sup>+</sup>+1) free of compound  
and

10 N-[(R)-1-{3-(4-piperidyl)propionyl}-3-  
piperidylcarbonyl]-3(R)-phenyl-β-alanine trifluoroacetate  
(0.08 g) as an oil

[α]<sub>D</sub><sup>20</sup> = -1.20° (C=1.0, MeOH)

IR (Film) : 3250, 2960, 1710, 1600 cm<sup>-1</sup>

15 NMR (DMSO-d<sub>6</sub>, δ) : 1.12-1.85 (11H, m), 2.11-2.36  
(3H, m), 2.66 (2H, d, J=7.5Hz), 2.79-3.11 (3H,  
m), 3.17-3.29 (2H, m), 3.63-3.84 (1H, m), 4.11-  
4.33 (2H, m), 5.11-5.23 (1H, m), 7.24-7.34 (5H,  
m), 8.07-8.23 (1H, br), 8.40 (1H, d, J=8.1Hz),  
8.40-8.53 (1H, br)

20 Mass (m/z) : 416 (M<sup>+</sup>+1) free of compound

The following compound was obtained according to  
similar manners to that of Example 13 (1) and Example 21  
(1).

25

Example 30

N-[(R)-1-{3-(4-piperidyl)propionyl}-3-  
piperidylcarbonyl]-2-benzyl-β-alanine hydrochloride

30 IR (KBr, pellet) : 3439, 2941, 1724, 1639, 1618 cm<sup>-1</sup>

NMR (DMSO-d<sub>6</sub>, δ) : 1.21-1.86 (11H, m), 2.09-2.40  
(3H, m), 2.55-2.89 (6H, m), 2.93-3.25 (5H, m),  
3.72-3.86 (1H, m), 4.12-4.41 (1H, m), 7.17-7.31  
(5H, m), 8.04-8.20 (1H, m), 8.71-8.86 (1H, br),  
35 9.00-9.14 (1H, br)

Mass (m/z) : 430 ( $M^{+1}$ ) free of compound

The following compound was obtained according to similar manners to that of Example 13 (1) and Example 21 (1).

5

Example 31

N-[(R)-1-{3-(4-piperidyl)propionyl}-3-piperidyl-carbonyl]-3-piperidynecarboxylic acid hydrochloride

10 NMR (DMSO- $d_6$ ,  $\delta$ ) : 1.18-1.99 (17H, m), 2.17-2.40 (3H, m), 2.57-3.11 (5H, m), 3.13-3.25 (2H, m), 3.68-3.91 (2H, m), 4.27-4.40 (2H, m), 8.68-8.86 (1H, br), 8.99-9.11 (1H, br)

Mass (m/z) : 380 ( $M^{+1}$ ) free of compound

15

The following compound was obtained according to similar manners to that of Example 13 (1) and Example 21 (1).

20

Example 32

N-[(R)-1-{3-(4-piperidyl)propionyl}-3-piperidylcarbonyl]-2-phenyl- $\beta$ -alanine hydrochloride

IR (KBr, pellet) : 3410, 3392, 2947, 1724, 1635, 1616  $\text{cm}^{-1}$

25 NMR (DMSO- $d_6$ ,  $\delta$ ) : 1.21-1.86 (11H, m), 2.04-2.61 (4H, m), 2.69-3.06 (3H, m), 3.16-3.27 (2H, m), 3.31-3.84 (4H, m), 4.11-4.34 (1H, m), 7.24-7.33 (5H, m), 8.01-8.15 (1H, m), 8.73-8.85 (1H, br), 9.00-9.12 (1H, br)

30 Mass (m/z) : 416 ( $M^{+1}$ ) free of compound

The following compound was obtained to similar manners to that of Example 13 (1) and Example 21 (1).

35

Example 33

N-[(R)-1-{3-(4-piperidyl)propionyl}-3-piperidylcarbonyl]-N-methyl- $\beta$ -alanine trifluoroacetate

IR (KBr, pellet) : 3419, 2951, 2866, 1724, 1680,  
1620  $\text{cm}^{-1}$

5 NMR (DMSO- $d_6$ ,  $\delta$ ) : 1.14-1.91 (12H, m), 2.11-2.44  
(3H, m), 2.70-3.15 (5H, m), 2.78 (3H, s), 3.20-  
3.32 (2H, m), 3.40-3.62 (2H, m), 3.73-3.88 (1H,  
m), 4.26-4.40 (1H, m), 8.14-8.27 (1H, br), 8.47-  
8.59 (1H, br)

10 Mass (m/z) : 354 ( $M^+$ +1) free of compound

#### Example 34

To a solution of N-[(R)-1-{3-(1-tert-butoxycarbonyl-  
4-piperidyl)propionyl}-3-piperidylcarbonyl]-3(S)-  
15 hydroxymethyl- $\beta$ -alanine tert-butyl ester (0.2 g) in  
dichloromethane (3 ml) was added trifluoroacetic acid (3  
ml) at ambient temperature. After stirring for 1 hour,  
the mixture was evaporated in vacuo. The residue was  
dissolved in water and freeze-dried to give (S)-4-[(R)-1-  
20 {3-(4-piperidyl)propionyl}-3-piperidylcarbonylamino]-  
1,2,3,4-tetrahydro-2-furanone (0.17 g) as a pale yellow  
oil.

IR (KBr) : 3425, 1776, 1678, 1624, 1549  $\text{cm}^{-1}$

25 NMR ( $D_2O$ ,  $\delta$ ) : 1.30-2.22 (11H, m), 2.44-2.62 (4H,  
m), 2.81-3.10 (4H, m), 3.17-3.44 (3H, m), 3.77-  
3.92 (2H, m), 4.17-4.34 (2H, m), 4.61-4.82 (2H, m)

Mass (m/z) : 352 ( $M^+$ +1) free of compound

#### Example 35

30 (1) To a solution of N-[(R)-1-{3-(1-tert-butoxycarbonyl-  
4-piperidyl)propionyl}-3-piperidylcarbonyl]-3(S)-cyano- $\beta$ -  
alanine tert-butyl ester (460.9 mg) in dichloromethane (5  
ml) was added trifluoroacetic acid (4.6 ml). After  
stirring at ambient temperature for 2 hours, the mixture  
35 was concentrated in vacuo. The residue was dissolved in

water and desalted by HP-20 eluting with (IPA:water = 1:1). The eluting solution was concentrated in vacuo and freeze-dried to give N-[(R)-1-{3-(4-piperidyl)propionyl}-3-piperidylcarbonyl]-3(S)-cyano- $\beta$ -alanine (0.12 g).

5  $[\alpha]_D^{20} = -31.63^\circ$  (C=1.0, MeOH)  
IR (Film) : 3400, 2950, 2850, 1680, 1620  $\text{cm}^{-1}$   
NMR (DMSO- $d_6$ ,  $\delta$ ) : 0.96-1.82 (13H, m), 2.33-2.82  
(6H, m), 2.90-3.34 (4H, m), 3.71-3.89 (1H, m),  
4.21-4.47 (1H, m), 6.89-7.35 (1H, m)  
10 Mass (m/z) : 365 ( $M^+ + 1$ )

The following compounds were obtained according to a similar manner to that of Example 35 (1).

15 (2) N-[(R)-1-{3-(4-piperidyl)propionyl}-3-piperidylcarbonyl]-3(S)-(n-butanesulfonyl-aminomethyl)- $\beta$ -alanine trifluoroacetate  
IR (Nujol) : 1730  $\text{cm}^{-1}$   
NMR (DMSO- $d_6$ ,  $\delta$ ) : 0.88 (3H, t, J=7.2Hz), 1.29-1.43  
20 (14H, m), 1.78-1.84 (3H, m), 2.30-2.38 (3H, m),  
2.60-2.64 (2H, m), 2.75-3.10 (8H, m), 3.22-3.28  
(2H, m), 3.70-3.80 (1H, m)  
Mass (m/z) : 489 ( $M^+ + 1$ ) free of compound

25 (3) 4-[3-(4-piperidyl)propionylamino-1-piperidyl]-4-oxo-2(S)-benzoylamino-butyrac acid  
IR (KBr, pellet) : 3061, 2945, 2862, 1716, 1647,  
1635  $\text{cm}^{-1}$   
NMR (DMSO- $d_6$ ,  $\delta$ ) : 1.04-1.83 (8H, m), 2.03-2.46 (2H,  
30 m), 2.60-2.78 (2H, m), 3.09-4.80 (13H, m), 4.98-  
5.23 (1H, m), 7.34-7.54 (3H, m), 7.84-7.94 (2H,  
m), 8.20-8.89 (1H, m)  
Mass (m/z) : 489 ( $M^+ + 1$ )

35 Example 36

(1) A mixture of N-[(R)-1-{3-(4-piperidyl)propionyl}-3-piperidylcarbonyl]-3(S)-ethynyl- $\beta$ -alanine trifluoroacetate (0.57 g) and 4.9 HCl in ethanol (30 ml) was stirred at ambient temperature for 2 hours, and the mixture was evaporated in vacuo. The residue was purified by HPLC on C18 silica gel eluting with a solution of 18% CH<sub>3</sub>CN in 0.1% aqueous TFA solution, and the fractions containing object compound were combined and evaporated in vacuo and freeze-dried to give N-[(R)-1-{3-(4-piperidyl)propionyl}-3-piperidyl]-3(S)-ethynyl- $\beta$ -alanine ethyl ester trifluoroacetate (0.52 g).

$[\alpha]_D^{20} = -25.60^\circ$  (C=1.0, MeOH)

IR (Film) : 3280, 2930, 2850, 1760, 2720, 1630 cm<sup>-1</sup>

NMR (DMSO-d<sub>6</sub>,  $\delta$ ) : 1.18 (3H, t, J=7.1Hz), 1.26-1.84 (10H, m), 2.09-2.19 (3H, m), 2.55-3.28 (9H, m), 2.66 (1H, d, J=7.5Hz), 3.68-3.82 (1H, m), 4.08 (2H, q, J=7.1Hz), 4.13-4.31 (1H, m), 4.79-4.93 (1H, m), 8.10-8.63 (3H, m)

Mass (m/z) : 394 (M<sup>+</sup>+1) free of compound

The following compound was obtained according to a similar manner to that of Example 36 (1).

(2) N-[(R)-1-{3-(4-piperidyl)propionyl}-3-piperidylcarbonyl]-2-benzyl- $\beta$ -alanine ethyl ester trifluoroacetate

IR (KBr, pellet) : 2945, 2862, 1726, 1680, 1647, 1624 cm<sup>-1</sup>

NMR (DMSO-d<sub>6</sub>,  $\delta$ ) : 1.06 (3H, t, J=7.1Hz), 1.15-1.66 (7H, m), 1.75-1.87 (4H, m), 2.07-2.39 (3H, m), 2.71-2.95 (6H, m), 3.09-3.32 (5H, m), 3.68-3.84 (1H, m), 3.96 (2H, q, J=7.1Hz), 4.10-4.39 (1H, m), 7.14-7.39 (5H, m), 8.01-8.10 (1H, m), 8.16-8.30 (1H, br), 8.48-8.60 (1H, br)

Mass (m/z) : 458 (M<sup>+</sup>+1) free of compound

Example 37

(1) To a solution of N-[(R)-1-(1-tert-butoxycarbonyl-4-piperidyl)propionyl]-3-piperidylcarbonyl]-3(S)-ethynyl- $\beta$ -alanine (0.61 g) in N,N-dimethylformamide (6 ml) was added potassium carbonate (182 mg) under stirring at 0°C. After stirring at 0°C for 15 minutes, isopropylbromide (0.91 ml) was added to the mixture. After stirring at ambient temperature for 3 days, the mixture was poured into saturated aqueous ammonium chloride, and extracted with ethyl acetate. The extract was washed with water and brine, and dried over MgSO<sub>4</sub>, and evaporated in vacuo. The residue was purified by column chromatography on silica gel eluting with (CHCl<sub>3</sub>:MeOH = 100:1) to give N-[(R)-1-{3-(1-tert-butoxycarbonyl-4-piperidyl)propionyl}-3-piperidylcarbonyl]-3(S)-ethynyl- $\beta$ -alanine isobutyl ester (0.63 g) as an oil.

IR (Film) : 2920, 1720, 1660, 1620 cm<sup>-1</sup>

NMR (CDCl<sub>3</sub>,  $\delta$ ) : 0.95 (6H, d, J=6.7Hz), 1.01-1.22 (2H, m), 1.45 (9H, s), 1.40-1.75 (8H, m), 1.92-2.02 (3H, m), 2.27 (1H, d, J=2.2Hz), 2.32-2.40 (3H, m), 2.61-2.73 (4H, m), 3.20-3.63 (2h, m), 3.90 (2H, d, J=6.4Hz), 3.83-4.15 and 4.35-4.47 (total 3H, m), 5.05-5.15 (1H, m), 6.64-6.71 and 6.99-7.03 (total 1H, m)

Mass (m/z) : 520 (M<sup>+</sup>+1)

The following compounds were obtained according to a similar manner to that of Example 37 (1).

(2) N-[(R)-1-{3-(1-tert-butoxycarbonyl-4-piperidyl)propionyl}-3-piperidylcarbonyl]-3(S)-ethynyl- $\beta$ -alanine 5-methyl-2-oxo-1,3-dioxol-4-yl-methyl ester

IR (Film) : 3000, 2920, 2850, 1810, 1740, 1640, 1610 cm<sup>-1</sup>

NMR (CDCl<sub>3</sub>, δ) : 1.02-1.23 (2H, m), 1.45 (9H, s),  
1.53-2.10 (11H, m), 2.19 (3H, s), 2.30-2.36 (4H,  
m), 2.60-2.81 (3H, m), 2.73 (2H, d, J=5.7Hz),  
3.20-3.61 (2H, m), 3.99-4.15 (2H, m), 4.88 (2H,  
s), 6.95-7.04 (1H, m)  
5  
Mass (m/z) : 576 (M<sup>+</sup>+1)

(3) N-[(R)-1-{3-(1-benzyloxycarbonyl-4-piperidyl)-  
propionyl}-3-piperidylcarbonyl]-2(S)-benzoylamino-β-  
10 alanine 1-(cyclohexyloxycarbonyloxy)ethyl ester

IR (Film) : 2920, 2950, 1740, 1680, 1650 cm<sup>-1</sup>

NMR (CDCl<sub>3</sub>, δ) : 0.99-2.00 (30H, m), 1.83 (3H, d,  
J=5.8Hz), 2.30-2.52 (3H, m), 2.64-2.80 (1H, m),  
4.07-4.21 (2H, m), 4.57-4.83 (1H, m), 5.12 (2H,  
15 s), 7.35-7.51 (10H, m), 7.80-7.95 (1H, m), 8.03-  
8.09 (1H, m)

Mass (m/z) : 763 (M<sup>+</sup>+1)

(4) N-[(R)-1-{3-(1-tert-butoxycarbonyl-4-piperidyl)-  
propionyl}-3-piperidylcarbonyl]-3(S)-ethynyl-β-  
20 alanine pivaloyloxymethyl ester

NMR (CDCl<sub>3</sub>, δ) : 1.09-1.21 (2H, m), 1.23 (9H, s),  
1.45 (9H, s), 1.56-1.70 (5H, m), 1.88-2.05 (5H,  
m), 2.27-2.36 (4H, m), 2.62-2.77 (4H, m), 3.33-  
25 3.53 (2H, m), 4.07-4.18 (3H, m), 5.08-5.13 (1H,  
m), 5.77 (2H, s), 7.01-7.04 (1H, m)

Mass (m/z) : 578 (M<sup>+</sup>+1)

(5) N-[(R)-1-{3-(1-tert-butoxycarbonyl-4-  
piperidyl)propionyl}-3-piperidylcarbonyl]-2(S)-  
30 acetylamino-β-alanine benzyl ester

IR (Film) : 2920, 2850, 1730, 1650, 1620 cm<sup>-1</sup>

NMR (CDCl<sub>3</sub>, δ) : 1.03-1.22 (2H, m), 1.45 (9H, s),  
1.35-1.77 (7H, m), 1.99 (2H, s), 2.08 (3H, s),  
35 2.19-2.51 (4H, m), 2.59-2.74 (2H, m), 3.21-3.43



(2H, m), 3.47-3.89 (2H, m), 4.03-4.21 (3H, m),  
4.64-4.85 (1H, m), 5.00-5.18 (2H, m), 7.06-7.19  
(1h, m), 7.32-7.40 (6H, m)

5 (6) N-[(R)-1-{3-(1-tert-butoxycarbonyl-4-piperidyl)-  
propionyl}-3-piperidylcarbonyl]-2(S)-acetylamino- $\beta$ -  
alanine 1-(cyclohexyloxycarbonyl)ethyl ester

IR (Film) : 2930, 2855, 1740, 1650, 1620  $\text{cm}^{-1}$

10 NMR ( $\text{CDCl}_3$ ,  $\delta$ ) : 1.00-1.23 (2H, m), 1.28-1.80 (21H,  
m), 1.45 (9H, s), 1.86-1.98 (3H, m), 2.04 (3H,  
s), 2.14-2.53 (4H, m), 2.60-2.76 (2H, m), 3.12-  
3.33 (2H, m), 3.41-3.80 (2H, m), 4.02-4.14 (2H,  
m), 4.25-4.44 (1H, m), 4.57-4.71 (1H, m), 6.60-  
6.69 (1H, m), 7.28-7.40 (1H, m)

15

#### Example 38

(1) To a mixture of N-[(R)-1-{3-(1-tert-butoxycarbonyl-4-  
piperidyl)propionyl}-3-piperidylcarbonyl]-  
3(S)ethynyl- $\beta$ -alanine (0.63 g), 4-

20 (trifluoromethyl)benzyl alcohol (0.23 ml) and N,N-  
dimethylaminopyridine (18 mg) in dichloromethane (7  
ml) was added 1-ethyl-3-(3-dimethylaminopropyl)-  
carbodiimide hydrochloride (0.32 g) under stirring at  
0°C. After stirring at ambient temperature for

25 overnight, the solution was evaporated in vacuo. The  
residue was poured into water and extracted with  
ethyl acetate. The extract was washed with saturated  
aqueous  $\text{NaHCO}_3$  solution, water and brine, and dried  
over  $\text{MgSO}_4$ , and evaporated in vacuo. The residue was

30 purified by column chromatography on silica gel  
eluting with ( $\text{CHCl}_3$ :MeOH = 100:1) to give N-[(R)-1-  
{3-(1-tert-butoxycarbonyl-4-piperidyl)propionyl}-3-  
piperidylcarbonyl]-3(S)-ethynyl- $\beta$ -alanine 4-  
trifluoromethylbenzyl ester (0.71 g) as an oil.

35 IR (Film) : 2920, 2850, 1730, 1650, 1620  $\text{cm}^{-1}$

NMR (CDCl<sub>3</sub>, δ) : 1.01-1.22 (2h, m), 1.45 (9H, s),  
1.43-1.72 (7H, m), 1.84-2.12 (2H, m), 2.28 (1H,  
d, J=2.4Hz), 2.31-2.39 (3H, m), 2.60-2.90 (2H,  
m), 2.77 (2H, d, J=5.8Hz), 3.19-3.42 (2H, m),  
5 3.50-3.64 (1H, m), 3.98-4.16 (3H, m), 5.08-5.24  
(1H, m), 5.20 (2H, s), 6.61 and 7.04 (total 1H,  
d, J=8.4Hz), 7.49 (2H, d, J=8.1Hz), 7.63 (2h, d,  
J=8.2Hz)

Mass (m/z) : 622 (M<sup>+</sup>+1)

10

The following compounds were obtained according to a  
similar manner to that of Example 38 (1).

(2) N-[(R)-1-{3-(1-tert-butoxycarbonyl-4-  
15 piperidyl)propionyl}-3-piperidylcarbonyl]-3(S)-  
ethynyl-β-alanine n-butyl ester

IR (Film) : 2910, 2850, 1720, 1650, 1620 cm<sup>-1</sup>

NMR (CDCl<sub>3</sub>, δ) : 0.94 (3H, t, J=7.2Hz), 1.01-1.22  
20 (2H, m), 1.31-1.77 (11H, m), 1.45 (9H, s), 1.86-  
2.11 (2H, m), 2.28 (1H, d, J=2.3Hz), 2.32-2.40  
(3H, m), 2.60-2.80 (4H, m), 3.20-3.41 (2H, m),  
3.52-3.66 and 3.85-4.00 (total 1H, m), 4.12 (2H,  
t, J=6.6Hz), 4.05-4.71 (3H, m), 5.05-5.16 (1H,  
m), 6.67-6.75 and 7.00-7.05 (total 1H, m)

25

Mass (m/z) : 520 (M<sup>+</sup>+1)

(3) N-[(R)-1-{3-(1-tert-butoxycarbonyl-4-  
30 piperidyl)propionyl}-3-piperidylcarbonyl]-3(S)-  
ethynyl-β-alanine 2-adamantyl ester

IR (Nujol) : 1720, 1660, 1620 cm<sup>-1</sup>

NMR (CDCl<sub>3</sub>, δ) : 1.01-1.21 (2H, m), 1.45 (9H, s),  
1.35-1.63 (7H, m), 1.74-1.93 (9H, m), 2.00-2.05  
(4H, m), 2.27-2.39 (4H, m), 2.61-2.81 (5H, m),  
3.20-3.40 (2H, m), 3.54-3.66 (1H, m), 3.85-3.98  
35 (1H, m), 4.05-4.16 (2H, m), 4.37-4.50 (1H, m),

4.97-5.03 (1H, m), 5.07-5.17 (1H, m), 6.70-6.78  
(1H, m), 6.99-7.08 (1H, m)

Mass (m/z) : 598 (M<sup>+</sup>+1)

5 Example 39

To a solution of N-[(R)-1-{3-(4-piperidyl)propionyl}-  
3-piperidylcarbonyl]-3(S)-ethynyl-β-alanine ethyl ester  
hydrochloride (0.47 g) in N,N-dimethylformamide (5 ml) was  
added potassium carbonate (0.2 g) under stirring at 0°C.  
10 After stirring at 0°C for 15 minutes, a solution of 4-  
bromomethyl-5-methyl-2-oxo-1,3-dioxole (0.19 g) in N,N-  
dimethylformamide (1 ml) was added to the mixture. After  
stirring at ambient temperature for overnight, the mixture  
was poured into saturated aqueous ammonium chloride, and  
15 extracted with ethyl acetate. The extract was washed with  
water and brine, and dried over MgSO<sub>4</sub>, and evaporated in  
vacuo. The residue was purified by column chromatography  
on silica gel eluting with (CHCl<sub>3</sub>:MeOH = 100:1) to give N-  
[(R)-1-[3-{1-(5-methyl-2-oxo-1,3-dioxol-4-yl-methyl)-4-  
20 piperidyl}propionyl]-3-piperidylcarbonyl]-3(S)-ethynyl-β-  
alanine ethyl ester (90 mg) as an oil.

IR (Film) : 2930, 1810, 1730, 1700, 1655, 1620 cm<sup>-1</sup>

NMR (CDCl<sub>3</sub>, δ) : 1.11-1.35 (2H, m), 1.28 (3H, t,  
J=7.0Hz), 1.45-1.80 (9H, m), 1.90-2.04 (4h, m),  
25 2.23 (2H, s), 2.21-2.42 (5H, m), 2.65-3.00 (5H,  
m), 3.20-3.34 (1H, m), 3.51-3.66 (1H, m), 4.06-  
4.61 (1H, m), 4.18 (2H, q, J=7.1Hz), 5.05-5.15  
(1H, m), 6.65-7.03 (1H, m)

Mass (m/z) : 504 (M<sup>+</sup>+1)

30

The following compounds were obtained according to  
similar manners to that of Example 37 (1) and Example 21  
(1).

35 Example 40

(1) N-[(R)-1-{3-(4-piperidyl)propionyl}-3-piperidylcarbonyl]-3(S)-ethynyl- $\beta$ -alanine benzyl ester trifluoroacetate.

IR (KBr) : 3380, 3284, 1780, 1737, 1675, 1623  $\text{cm}^{-1}$

5 NMR (DMSO- $d_6$ ,  $\delta$ ) : 1.26-1.83 (11H, m), 2.10-2.31 (3H, m), 2.56-3.01 (6H, m), 3.23-3.27 (3H, m), 3.62-3.78 (1H, m), 4.10-4.32 (1H, m), 4.87-4.90 (1H, m), 5.41 (2H, s), 7.37 (5H, m), 8.22 (1H, br), 8.49 (1H, br)

19 Mass (m/z) : 454 ( $M^+ + 1$ ) free of compound

(2) N-[(R)-1-{3-(4-piperidyl)propionyl}-3-piperidylcarbonyl]-3(S)-ethynyl- $\beta$ -alanine 1-(cyclohexyloxycarbonyloxy)-1-ethyl ester trifluoroacetate

15 IR (KBr) : 3409, 3280, 1760, 1673, 1625  $\text{cm}^{-1}$

Mass (m/z) : 534 ( $M^+ + 1$ ) free of compound

20 The following compound was obtained according to similar manners to that of Example 25 (1) and Example 27.

#### Example 41

25 N-[(R)-1-{3-(4-piperidyl)propionyl}-3-piperidylcarbonyl]-3(S)-ethynyl- $\beta$ -alanine pivaloyloxymethyl ester

30 NMR (D<sub>2</sub>O,  $\delta$ ) : 1.20 (9H, s), 1.32-1.82 (7H, m), 1.95-2.02 (3H, m), 2.54-2.64 (3H, m), 2.78 (1H, d, J=2.4Hz), 2.92-3.05 (5H, m), 3.16-3.32 (1H, m), 3.40-3.47 (2H, m), 3.82-3.87 (1H, m), 4.09-4.29 (2H, m), 4.92-5.01 (1H, m), 5.80 (2H, s)

Mass (m/z) : 478 ( $M^+ + 1$ )

#### Example 42

35 N-[1-{3-(4-piperidyl)propionyl}-3-piperidyl]-3(S)-benzoylamino succinamic acid hydrochloride (245 mg) was

dissolved in water and purified by HPLC on C18 silica gel eluting with (0.1% TFA aqueous solution:CH<sub>3</sub>CN = 85:15) to give N-[1-{3-(4-piperidyl)propionyl}-3-piperidyl]-3(S)-benzoylamino succinamic acid trifluoroacetate (283 mg).

5 IR (Film) : 2500, 1720, 1610 cm<sup>-1</sup>

NMR (DMSO-d<sub>6</sub>, δ) : 1.12-1.88 (11H, m), 2.12-3.04 (8H, m), 3.15-3.31 (2H, m), 3.43-3.85 and 4.16-4.29 (total 3H, m), 4.69-4.83 (1H, m), 7.44-7.60 (3H, m), 7.82-7.95 (2H, m), 8.04-8.11 (1H, m), 8.13-8.26 (1H, br), 8.42-8.54 (1H, br), 8.65-8.74 (1H, m)

10

Mass (m/z) : 459 (M<sup>+</sup>+1) free of compound

15 The following compounds were obtained according to a similar manner to that of Example 38 (1).

#### Example 43

(1) N-[(R)-1-{3-(1-tert-butoxycarbonyl-4-piperidyl)propionyl}-3-piperidylcarbonyl]-3(S)-ethynyl-β-alanine n-pentyl ester

20

IR (Film) : 2930, 2860, 1720, 1650, 1620 cm<sup>-1</sup>

NMR (CDCl<sub>3</sub>, δ) : 0.91 (3H, t, J=6.7Hz), 1.01-1.23 (2H, m), 1.31-1.37 (6H, m), 1.45 (9H, s), 1.52-1.73 (9H, m), 2.28 (1H, d, J=2.3Hz), 2.33-2.40 (3H, m), 2.60-2.76 (4H, m), 3.19-3.71 (3H, m), 4.04-4.15 (3H, m), 4.11 (2H, t, J=6.6Hz), 5.05-5.15 (1H, m), 6.67-7.08 (1H, m)

25

(2) N-[(R)-1-{3-(1-tert-butoxycarbonyl-4-piperidyl)propionyl}-3-piperidylcarbonyl]-3(S)-ethynyl-β-alanine n-hexyl ester

30

IR (Film) : 2930, 2860, 1720, 1660, 1640, 1620 cm<sup>-1</sup>

NMR (CDCl<sub>3</sub>, δ) : 0.89 (3H, t, J=6.6Hz), 1.00-1.22 (2H, m), 1.27-1.40 (7H, m), 1.45 (9H, s), 1.51-1.79 (10H, m), 2.28 (1H, d, J=2.3Hz), 4.06-4.14

35

(3H, m), 4.11 (2H, t, J=6.6Hz), 5.05-5.16 (1H, m), 6.72-7.08 (1H, m)

(3) N-[(R)-1-{3-(1-tert-butoxycarbonyl-4-piperidyl)propionyl}-3-piperidylcarbonyl]-3(S)-ethynyl-β-alanine 4-chlorobenzyl ester

IR (Film) : 3000, 2980, 2925, 2860, 1730, 1675, 1660, 1620 cm<sup>-1</sup>

NMR (CDCl<sub>3</sub>, δ) : 1.00-1.21 (2H, m), 1.45 (9H, s), 1.39-1.77 (9H, m), 2.27 (1H, d, J=2.3Hz), 2.31-2.39 (3H, m), 2.60-2.76 (4H, m), 3.20-3.60 (3H, m), 3.93-4.14 (3H, m), 5.05-5.19 (1H, m), 5.11 (2H, s), 6.86-7.07 (1H, m), 7.33 (4H, s)

The following compounds were obtained according to a similar manner to that of Example 25 (1).

#### Example 44

(1) N-[(R)-1-3-(4-piperidyl)propionyl]-3-piperidylcarbonyl]-3(S)ethynyl-β-alanine n-pentyl ester hydrochloride

IR (KBr, pellet) : 3413, 3041, 2947, 2862, 1734, 1657, 1610 cm<sup>-1</sup>

NMR (DMSO-d<sub>6</sub>, δ) : 0.87 (3H, t, J=6.5Hz), 1.28-1.88 (17H, m), 2.06-2.38 (3H, m), 2.60-3.19 (8H, m), 3.32-3.80 (2H, m), 4.03 (2H, t, J=6.5Hz), 4.10-4.32 (1H, m), 4.79-4.92 (1H, m), 8.53 (1H, dd, J=13.3 and 8.1Hz), 8.51-8.69 (1H, br), 8.85-8.96 (1H, br)

(2) N-[(R)-1-3-(4-piperidyl)propionyl]-3-piperidylcarbonyl]-3(S)-ethynyl-β-alanine n-hexyl ester hydrochloride

IR (KBr) : 3408, 3035, 2958, 2933, 2858, 1736, 1653, 1616 cm<sup>-1</sup>

(3) N-[(R)-1-{3-(4-piperidyl)propionyl}-3-piperidylcarbonyl]-3(S)-ethynyl- $\beta$ -alanine 4-chlorobenzyl ester hydrochloride

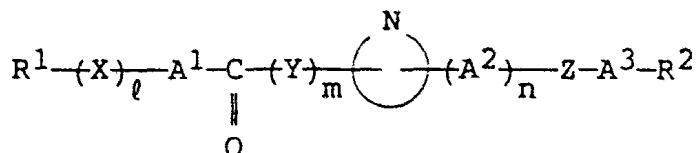
IR (KBr, pellet) : 3458, 3034, 2949, 2862, 1736,  
5 1649, 1618  $\text{cm}^{-1}$

NMR (DMSO- $d_6$ ,  $\delta$ ) : 1.21-1.84 (11H, m), 2.09-2.36  
(3H, m), 2.59-3.10 (7H, m), 3.17-3.31 (3H, m),  
4.09-4.34 (1H, m), 4.82-4.94 (1H, m), 5.11 (2H,  
s), 7.40 (2H, d,  $J=9.0\text{Hz}$ ), 7.45 (2H, d,  
10  $J=8.7\text{Hz}$ ), 8.47-8.58 (1H, m), 8.47-8.64 (1H, br),  
8.80-8.90 (1H, br)

What we claim is :

1. A compound of the formula :

5



10

wherein R<sup>1</sup> is N-containing cycloalkyl which may have one or more suitable substituent(s),

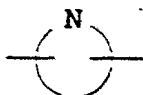
R<sup>2</sup> is carboxy or protected carboxy,

A<sup>1</sup> is lower alkylene, lower alkanyl-ylidene or lower alkenylene, each of which may have one or more suitable substituent(s),

A<sup>2</sup> is lower alkylene,

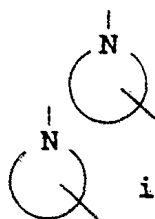
A<sup>3</sup> is lower alkylene which may have one or more suitable substituent(s),

20



is a group of the formula:

25



( wherein is N-containing heterocyclic group which may have one or more suitable substituent(s) ),

30

X is O, S or NH,

Y is NH,

Z is  $\begin{array}{c} \text{---}(\text{C}-\text{N})\text{---} \\ \parallel \quad | \\ \text{O} \quad \text{R}^3 \end{array}$  ,  $\begin{array}{c} \text{---}(\text{N}-\text{C})\text{---} \\ | \quad \parallel \\ \text{R}^3\text{O} \end{array}$  or  $\begin{array}{c} \text{---}(\text{C})\text{---} \\ \parallel \\ \text{O} \end{array}$  ,

35

(wherein R<sup>3</sup> is hydrogen or lower alkyl),



l, m and n are each the same or different an integer of 0 or 1, and a pharmaceutically acceptable salt thereof.

5 2. A compound of claim 1,

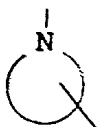
wherein R<sup>1</sup> is 3 to 8 membered cycloalkyl containing 1 to 3 nitrogen atom(s) which may have one or more suitable substituent(s),

10 R<sup>2</sup> is carboxy or esterified carboxy,

A<sup>1</sup> is lower alkylene, lower alkanyl-ylidene or lower alkenylene, each of which may have one or more suitable substituent(s),

15 A<sup>2</sup> is lower alkylene,

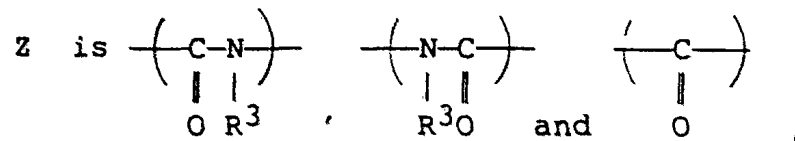
A<sup>3</sup> is lower alkylene which may have one or more suitable substituent(s),



20 is saturated 3 to 8 membered heteromonocyclic group containing 1 to 4 nitrogen atom(s) which may have one or more suitable substituent(s), unsaturated condensed heterocyclic group containing 1 to 4 nitrogen atom(s) which may have one or more suitable substituent(s) or saturated 3 to 8-membered heteromonocyclic group containing 1 to 2 oxygen atom(s) and 1 to 3 nitrogen atom(s) which may have one or more suitable substituent(s),

30 X is O, S, or NH,

35 Y is NH,

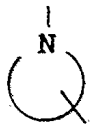


(wherein  $R^3$  is hydrogen or lower alkyl),

- 5  
 $l$  is an integer of 0 or 1,  
 $m$  is an integer of 0 or 1,  
 $n$  is an integer of 0 or 1.

3. A compound of claim 2,

- 10 wherein  $R^1$  is piperidyl which may have 1 or 2 oxo  
or [5-(lower)alkyl-2-oxo-1,3-dioxol-  
4-yl](lower)alkyl,



- 15 is piperidyl, morpholinyl,  
tetrahydroquinolyl or  
pyrrolydinyl,

$A^3$  is lower alkylene which may have 1 to 3  
suitable substituent(s) selected from  
the group consisting of (C1-C6)alkyl;  
20 (C2-C6)alkenyl; (C2-C6)alkynyl;  
phenyl; phenyl(C1-C6)alkyl; phenyl(C1-  
C6)alkyl having 1 to 4 (C1-C6)alkoxy,  
halo(C1-C6)alkyl or (C1-C6)alkylene  
25 dioxy; (C1-C6)alkyl having unsaturated  
condensed heterocyclic group  
containing 1 to 4 nitrogen atom(s);  
cyano; amino; protected amino;  
and phenyl(C1-C6)alkylcarbonyl;

30  $R^2$ ,  $R^3$ ,  $A^1$ ,  $A^2$ , X, Y or Z are each as defined  
in claim 2,

- $l$  is an integer of 0,  
 $m$  is an integer of 0,  
 $n$  is an integer of 0.

35 4. A compound of claim 3,

wherein R<sup>1</sup> is piperidyl which may have 1 or 2 oxo  
or [5-(lower)alkyl-2-oxo-1,3-dioxol-  
4-yl](lower)alkyl,



5

is piperidyl, morpholinyl,  
tetrahydroquinolyl or  
pyrrolydinylyl,

A<sup>3</sup> is lower alkylene which may have 1 to 3  
suitable substituent(s) selected from  
the group consisting of (C1-C6)alkyl;  
(C2-C6)alkenyl; (C2-C6)alkynyl;  
phenyl; phenyl(C1-C6)alkyl; phenyl(C1-  
C6)alkyl having 1 to 4 (C1-C6)alkoxy,  
halo(C1-C6)alkyl or (C1-C6)alkylene  
dioxy; (C1-C6)alkyl having unsaturated  
condensed heterocyclic group  
containing 1 to 4 nitrogen atom(s);  
cyano; amino; (C1-C6)alkanoylamino;  
aroylamino which may have 1 to 3  
hydroxy, (C1-C6)alkoxy, halogen or  
phenyl; cyclo(C3-  
C6)alkylcarbonylamino; (C1-  
C6)alkoxy(C1-C6)alkylcarbonylamino;  
(C2-C6)carbonylamino; (C1-  
C6)alkylsulfonylamino;  
phenylsulfonylamino; and phenyl(C1-  
C6)alkylcarbonyl;

15

20

25

R<sup>2</sup>, R<sup>3</sup>, A<sup>1</sup>, A<sup>2</sup>, X, Y or Z are each as defined  
in claim 3,

30

l is an integer of 0,

m is an integer of 0,

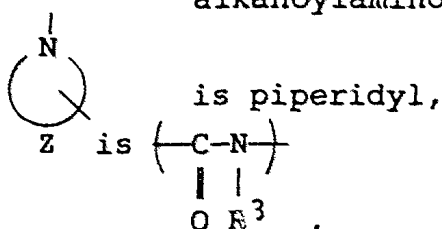
n is an integer of 0.

5. A compound of claim 4,  
wherein R<sup>1</sup> is piperidyl,

35

A<sup>1</sup> is lower alkylene or lower alkanylylidene,

A<sup>3</sup> is lower alkylene which may have lower alkyl, lower alkynyl or lower alkanoylamino,



10

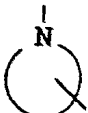
R<sup>2</sup>, R<sup>3</sup>, A<sup>2</sup>, Y, ℓ, m and n are each as defined in claim 4.

6. A compound of claim 5,

15 wherein R<sup>3</sup> is hydrogen,

A<sup>1</sup> is lower alkylene,

A<sup>3</sup> is lower alkylene having lower alkanoylamino,

20 R<sup>1</sup>, A<sup>2</sup>, , X, Y and Z are each as defined in claim 5.


7. N-[(R)-1-{3-(4-piperidyl)propionyl}-3-piperidylcarbonyl]-2(S)-acetylamino-β-alanine or its hydrochloride

25

8. A compound of claim 5, wherein R<sup>3</sup> is hydrogen,

A<sup>1</sup> is lower alkylene,

30 A<sup>3</sup> is lower alkylene having lower alkynyl,

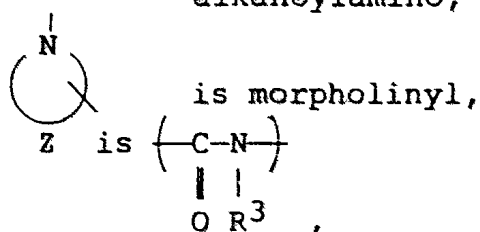
R<sup>1</sup>, R<sup>2</sup>, A<sup>2</sup>, , X, Y, Z, ℓ, m and n are each as defined in claim 5.

9. N-[(R)-1-{3-(4-piperidyl)propionyl}-3-piperidylcarbonyl]-3(S)-ethynyl-β-alanine

10. A compound of claim 4,  
 5 wherein R<sup>1</sup> is piperidyl,

A<sup>1</sup> is lower alkylene or lower alkanylylidene,

A<sup>3</sup> is lower alkylene which may have lower alkyl, lower alkynyl or lower alkanoylamino,

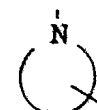


15 R<sup>2</sup>, R<sup>3</sup>, A<sup>2</sup>, Y, l, m and n are each as defined in claim 4.

11. A compound of claim 5,  
 20 wherein R<sup>3</sup> is hydrogen,

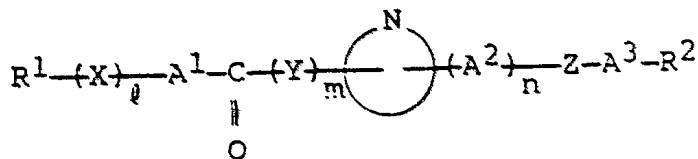
A<sup>1</sup> is lower alkylene,

A<sup>3</sup> is lower alkylene,

25 R<sup>1</sup>, A<sup>2</sup>, , X, Y and Z are each as defined in claim 10.

12. N-[4-{3-(4-piperidyl)propionyl}-2-morpholinylcarbonyl]-β-alanine  
 or its hydrochloride

13. A process for preparing a compound of the formula :



5

wherein R<sup>1</sup> is N-containing cycloalkyl which may have one or more suitable substituent(s),

R<sup>2</sup> is carboxy or protected carboxy,

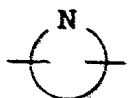
10

A<sup>1</sup> is lower alkylene, lower alkanyl-ylidene or lower alkenylene, each of which may have one or more suitable substituent(s),

A<sup>2</sup> is lower alkylene,

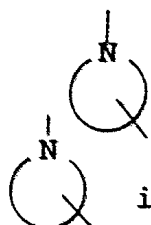
15

A<sup>3</sup> is lower alkylene which may have one or more suitable substituent(s),



is a group of the formula:

20



( wherein is N-containing heterocyclic group which may have one or more suitable substituent(s) ),

25

X is O, S or NH,

Y is NH,

Z is  $\begin{matrix} \text{---}(\text{C}-\text{N})\text{---} \\ | \quad | \\ \text{O} \quad \text{R}^3 \end{matrix}$  ,  $\begin{matrix} \text{---}(\text{N}-\text{C})\text{---} \\ | \quad | \\ \text{R}^3\text{O} \end{matrix}$  or  $\begin{matrix} \text{---}(\text{C})\text{---} \\ | \\ \text{O} \end{matrix}$  ,

30

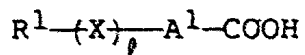
(wherein R<sup>3</sup> is hydrogen or lower alkyl),

ℓ, m and n are each the same or different an integer of 0 or 1,

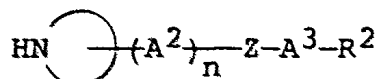
and a salt thereof, which comprises

35

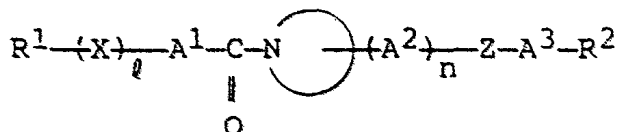
(i) reacting a compound of the formula :



5 wherein R<sup>1</sup>, A<sup>1</sup>, X and ℓ are each as defined above, or its reactive derivative at the carboxy group or a salt thereof, with a compound of the formula :

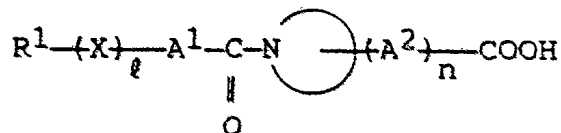


10 wherein R<sup>2</sup>, A<sup>2</sup>, A<sup>3</sup>, HN , Z and n are each as defined above, or its reactive derivative at the amino group or a salt thereof, to give a compound of the formula :



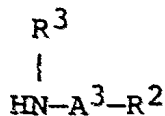
15  
20 wherein R<sup>1</sup>, R<sup>2</sup>, A<sup>1</sup>, A<sup>2</sup>, A<sup>3</sup>, -N , X, Z, ℓ and n are each as defined above, or a salt thereof, or

25 (ii) reacting a compound of the formula :

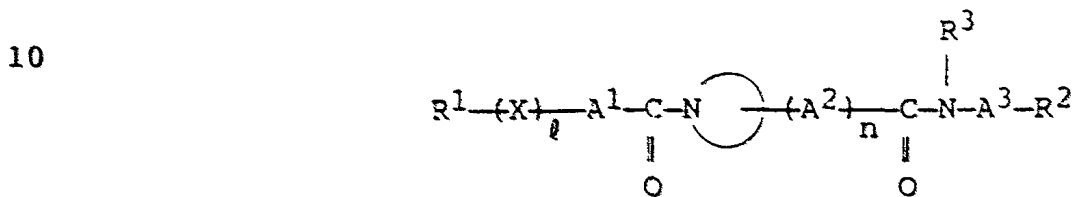


30 wherein R<sup>1</sup>, A<sup>1</sup>, A<sup>2</sup>, -N , X, ℓ and n are each as defined above, or its reactive derivative at the carboxy group or a salt thereof, with a compound of the formula :

35

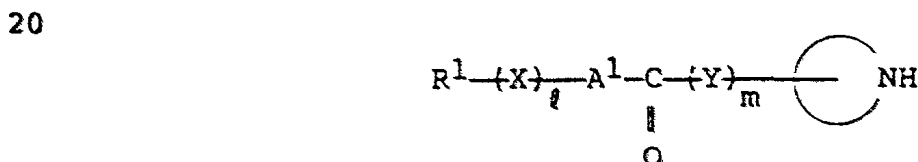


5 wherein R<sup>2</sup>, R<sup>3</sup> and A<sup>3</sup> are each as defined above, or its reactive derivative at the amino group or a salt thereof, to give a compound of the formula :



15 wherein R<sup>1</sup>, R<sup>2</sup>, R<sup>3</sup>, A<sup>1</sup>, A<sup>2</sup>, A<sup>3</sup>, -N  $\bigcirc$  , X,  $\ell$  and n are each as defined above, or a salt thereof, or

(iii) reacting a compound of the formula :



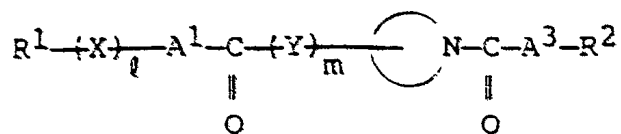
25 wherein R<sup>1</sup>, A<sup>1</sup>, HN  $\bigcirc$  , X, Y,  $\ell$  and m are each as defined above, or its reactive derivative at the amino group or a salt thereof, with a compound of the formula :



wherein R<sup>2</sup> and A<sup>3</sup> are each as defined above, or its reactive derivative at the carboxy group or a salt thereof, to give a compound of the formula :

35

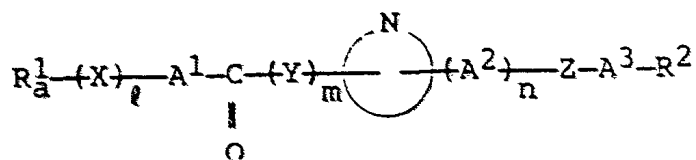




5 wherein  $R^1$ ,  $R^2$ ,  $A^1$ ,  $A^3$ ,  $-\textcircled{N}-$ ,  $X$ ,  $Y$ ,  $\ell$  and  $m$  are each as defined above, or a salt thereof, or

(iv) subjecting a compound of the formula :

10



15

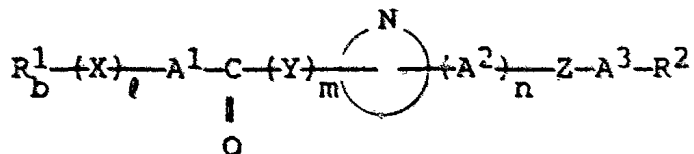
wherein  $R^2$ ,  $A^1$ ,  $A^3$ ,  $-\textcircled{N}-$ ,  $X$ ,  $Y$ ,  $Z$ ,  $\ell$ ,  $m$  and  $n$  are each as defined above, and

20

$R_a^1$  is N-containing cycloalkyl having amino protective group, which may have one or more suitable substituent(s),

or a salt thereof, to elimination reaction of the amino protective group, to give a compound of the formula :

25



30

wherein  $R^2$ ,  $A^1$ ,  $A^2$ ,  $A^3$ ,  $-\textcircled{N}-$ ,  $X$ ,  $Y$ ,  $Z$ ,  $\ell$ ,  $m$  and  $n$  are each as defined above, and

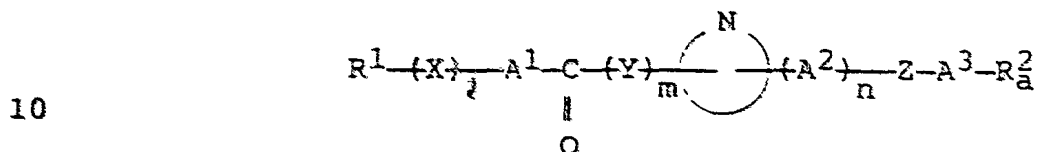
35

$R^1_b$  is N-containing cycloalkyl which  
may have one or more suitable  
substituent(s),

or a salt thereof, or

5

(v) subjecting a compound of the formula :

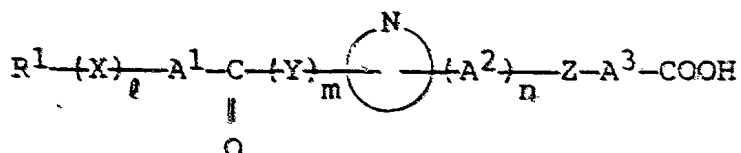


15 wherein  $R^1$ ,  $A^1$ ,  $A^2$ ,  $A^3$ ,  $\overset{\text{N}}{\text{C}}$ ,  $X$ ,  $Y$ ,  $Z$ ,  $l$ ,  $m$  and  $n$   
are each as defined above, and

$R^2_a$  is protected carboxy,

or a salt thereof, to elimination reaction of carboxy  
protective group, to give a compound of the formula :

20

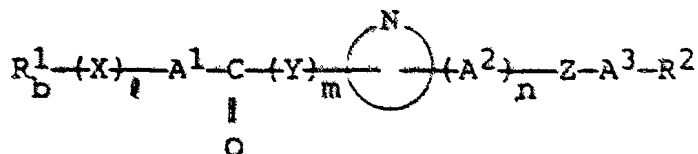


25

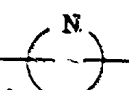
wherein  $R^1$ ,  $A^1$ ,  $A^2$ ,  $A^3$ ,  $\overset{\text{N}}{\text{C}}$ ,  $X$ ,  $Y$ ,  $Z$ ,  $l$ ,  $m$  and  $n$   
are each as defined above, or a salt  
thereof, or

(vi) subjecting a compound of the formula :

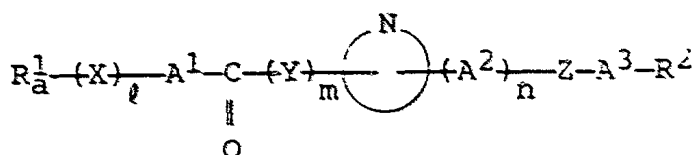
30

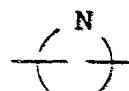


35

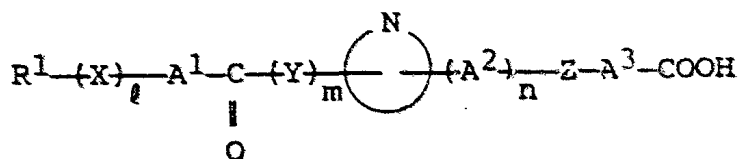
wherein  $R^2$ ,  $A^1$ ,  $A^2$ ,  $A^3$ , ,  $X$ ,  $Y$ ,  $Z$ ,  $\ell$ ,  $m$  and  $n$  are each as defined above, and  $R_B^1$  is N-containing cycloalkyl which may have one or more suitable substituent(s),

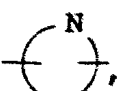
or a salt thereof, to protecting reaction of amino, to give a compound of the formula :



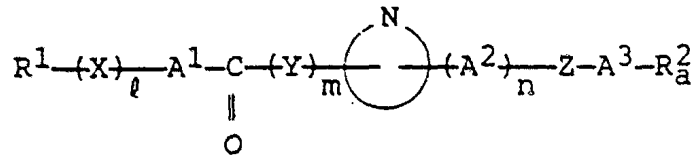
wherein  $R^2$ ,  $A^1$ ,  $A^2$ ,  $A^3$ , ,  $X$ ,  $Y$ ,  $Z$ ,  $\ell$ ,  $m$  and  $n$  are each as defined above, and  $R_a^1$  is N-containing cycloalkyl having amino protecting group, which may have one or more suitable substituent(s), or a salt thereof, or

(vii) subjecting a compound of the formula :



wherein  $R^1$ ,  $A^1$ ,  $A^2$ ,  $A^3$ , ,  $X$ ,  $Y$ ,  $Z$ ,  $\ell$ ,  $m$  and  $n$  are each as defined above,

or its reactive derivative at the carboxy group or a salt thereof, to protecting reaction of the carboxy, to give a compound of the formula :

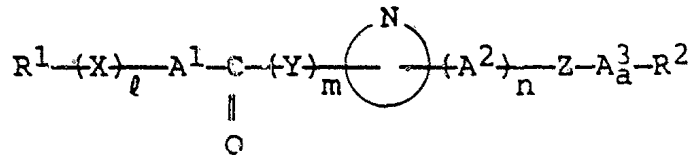


5

wherein  $R^1$ ,  $A^1$ ,  $A^2$ ,  $A^3$ ,  $\overset{\text{N}}{\text{C}}$ ,  $X$ ,  $Y$ ,  $Z$ ,  $\ell$ ,  $m$  and  $n$  are each as defined above, and  $R_a^2$  is protected carboxy, or a salt thereof, or

10

(Viii) subjecting a compound of the formula :

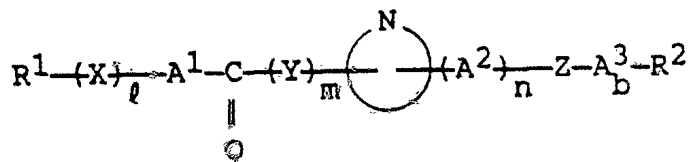


15

wherein  $R^1$ ,  $R^2$ ,  $A^1$ ,  $A^2$ ,  $\overset{\text{N}}{\text{C}}$ ,  $X$ ,  $Y$ ,  $Z$ ,  $\ell$ ,  $m$  and  $n$  are each as defined above, and

20

$A_a^3$  is lower alkylene having protected amino or a salt thereof, to elimination reaction of amino protective group, to give a compound of the formula :



25

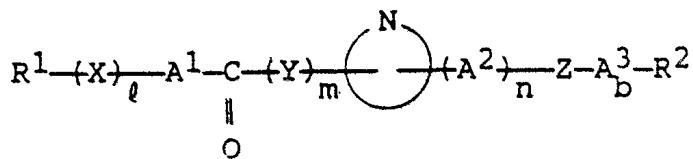
wherein  $R^1$ ,  $R^2$ ,  $A^1$ ,  $A^2$ ,  $\overset{\text{N}}{\text{C}}$ ,  $X$ ,  $Y$ ,  $Z$ ,  $\ell$ ,  $m$  and  $n$  are each as defined above, and

30

$A_b^3$  is lower alkylene having amino or a salt thereof, or

(ix) subjecting a compound of the formula :

35

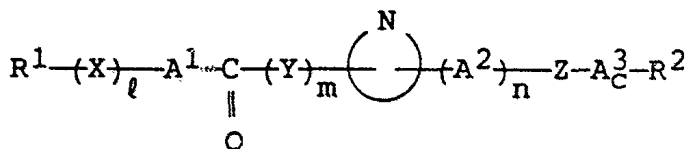


5

wherein  $R^1$ ,  $R^2$ ,  $A^1$ ,  $A^2$ ,  $\text{N}$ ,  $X$ ,  $Y$ ,  $Z$ ,  $\ell$ ,  $m$  and  $n$  are each as defined above, and

$A^3_{\text{D}}$  is lower alkylene having amino, or a salt thereof, to acylation reaction of amino, to give a compound of formula :

10



15

wherein  $R^1$ ,  $R^2$ ,  $A^1$ ,  $A^2$ ,  $\text{N}$ ,  $X$ ,  $Y$ ,  $Z$ ,  $\ell$ ,  $m$  and  $n$  are each as defined above, and

$A^3_{\text{C}}$  is lower alkylene having acylamino, or a salt thereof.

20

14. A pharmaceutical composition which comprises, as an active ingredient, a compound of claim 1 or a pharmaceutically acceptable salt thereof in admixture with pharmaceutically acceptable carriers or excipients.

25

15. Use of a compound of claim 1 or a pharmaceutically acceptable salt thereof for the manufacture of a medicament.

30

~~16. A compound of claim 1 or a pharmaceutically acceptable salt thereof for use as a medicament.~~

35

<sup>16.</sup> A method for the prevention and/or the treatment of



diseases caused by thrombus formation; restenosis or reocclusion; the thrombus formation in case of vascular surgery, valve replacement, extracorporeal circulation or transplantation; disseminated intravascular coagulation; thrombotic thrombocytopenic; essential thrombocytosis; inflammation; immune diseases; or metastasis; or for the adjuvant therapy with thrombolytic drug or anticoagulant; which comprises administering a compound of claim 1 or a pharmaceutically acceptable salt thereof to a human being or an animal.

5

10

15

# INTERNATIONAL SEARCH REPORT

Int. onal Application No  
PCT/JP 94/01550

**A. CLASSIFICATION OF SUBJECT MATTER**

IPC 6 C07D211/60 C07K5/06 C07D401/12 C07D405/12 A61K31/445  
C07D401/06 C07D211/56

According to International Patent Classification (IPC) or to both national classification and IPC

**B. FIELDS SEARCHED**

Minimum documentation searched (classification system followed by classification symbols)

IPC 6 C07D C07K

Documentation searched other than minimum documentation to the extent that such documents are included in the fields searched

Electronic data base consulted during the international search (name of data base and, where practical, search terms used)

**C. DOCUMENTS CONSIDERED TO BE RELEVANT**

Category *	Citation of document, with indication, where appropriate, of the relevant passages	Relevant to claim No.
A	EP,A,0 512 831 (MERCK) 11 November 1992 cited in the application see the whole document -----	1-17
A	EP,A,0 445 796 (HOFFMANN-LA ROCHE) 11 September 1991 cited in the application see RN 138108-54-0, .beta.-Alanine, N-[[1- [3-[1-[[[(1,1-dimethylethoxy)carbonyl]amin o][[( 1,1-dimethylethoxy)carbonyl]imino]me thyl]-4-piperidiny]-1-oxopropyl]- 3-piperidiny]carbonyl]-, phenyl -----	1-17

Further documents are listed in the continuation of box C.

Patent family members are listed in annex.

\* Special categories of cited documents :

- \*A\* document defining the general state of the art which is not considered to be of particular relevance
- \*E\* earlier document but published on or after the international filing date
- \*L\* document which may throw doubts on priority claim(s) or which is cited to establish the publication date of another citation or other special reason (as specified)
- \*O\* document referring to an oral disclosure, use, exhibition or other means
- \*P\* document published prior to the international filing date but later than the priority date claimed

- \*T\* later document published after the international filing date or priority date and not in conflict with the application but cited to understand the principle or the underlying the invention
- \*X\* document of particular relevance; the claimed invention cannot be considered novel or cannot be considered to involve an inventive step when the document is taken alone
- \*Y\* document of particular relevance; the claimed invention cannot be considered to involve an inventive step when the document is combined with one or more other such documents, such combination being obvious to a person skilled in the art.
- \*A\* document member of the same patent family

Date of the actual completion of the international search

3 January 1995

Date of mailing of the international search report

13. 01. 95

Name and mailing address of the ISA

European Patent Office, P.B. 5818 Patentlaan 2  
NL - 2280 HV Rijswijk  
Tel. (+ 31-70) 340-2040, Tx. 31 631 epo nl;  
Fax: (+ 31-70) 340-3016

Authorized officer

Kissler, B

# INTERNATIONAL SEARCH REPORT

Information on patent family members

International Application No <b>PCT/JP 94/01550</b>
--

Patent document cited in search report	Publication date	Patent family member(s)	Publication date
EP-A-0512831	11-11-92	AU-B- 647618	24-03-94
		AU-A- 1611192	12-11-92
		BG-A- 98194	30-09-94
		CN-A- 1067883	13-01-93
		JP-A- 6009525	18-01-94
		NO-A- 933999	05-11-93
		WO-A- 9219595	12-11-92
		US-A- 5281585	25-01-94
EP-A-0445796	11-09-91	JP-A- 4217652	07-08-92
		US-A- 5273982	28-12-93