



(12) **United States Design Patent**
McCabe et al.

(10) **Patent No.:** **US D787,993 S**
(45) **Date of Patent:** **** May 30, 2017**

- (54) **VEHICLE HOOD**
- (71) Applicant: **GM Global Technology Operations LLC**, Detroit, MI (US)
- (72) Inventors: **Steven M. McCabe**, Rochester Hills, MI (US); **Maxwell A. Sullivan**, Royal Oak, MI (US)
- (73) Assignee: **GM Global Technology Operations LLC**, Detroit, MI (US)
- (**) Term: **15 Years**
- (21) Appl. No.: **29/548,446**
- (22) Filed: **Dec. 14, 2015**
- (51) **LOC (10) Cl.** **12-16**
- (52) **U.S. Cl.**
USPC **D12/173**
- (58) **Field of Classification Search**
USPC D12/173, 196, 86, 90-92, 181;
180/69.21, 69.2, 69.22; 296/190.1-190.5,
296/190.8, 193.11, 37.6
CPC B62D 25/10; B62D 25/06; B62D 65/02;
B62D 25/12; B60Q 1/00
See application file for complete search history.

D605,978 S	12/2009	Wolff et al.
D608,249 S	1/2010	Peters
D608,690 S	1/2010	Folden et al.
D608,691 S	1/2010	Zak, Jr. et al.
D609,608 S	2/2010	Boniface et al.
D611,387 S	3/2010	Thompson et al.
D611,879 S	3/2010	Kim et al.
D612,297 S	3/2010	Peters et al.
D613,645 S	4/2010	Song et al.
D615,458 S	5/2010	Thompson et al.
D618,595 S	6/2010	Ware et al.
D623,090 S	9/2010	Cox et al.
D627,262 S	11/2010	Ikeda et al.
D635,488 S	4/2011	Phipps
D644,147 S	8/2011	Suh et al.
D644,567 S	9/2011	Kozub
D657,718 S	4/2012	Zipfel et al.
D659,052 S	5/2012	Ware et al.
D659,053 S	5/2012	Ware et al.
D668,182 S	10/2012	Barba Franco et al.
D668,183 S	10/2012	Smart
D678,820 S	3/2013	Son et al.
D678,821 S	3/2013	Ikeda et al.
D680,909 S	4/2013	Munson et al.
D680,910 S	4/2013	David

(Continued)

Primary Examiner — Melody N Brown
(74) *Attorney, Agent, or Firm* — Reising Ethington P.C.

(57) **CLAIM**

The ornamental design for a vehicle hood, as shown and described.

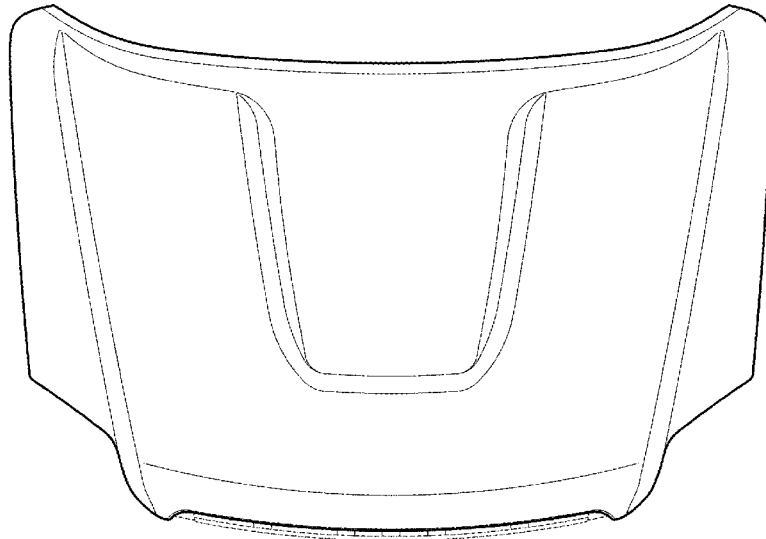
DESCRIPTION

FIG. 1 is a perspective view of the vehicle hood; FIG. 2 is a top plan view thereof; FIG. 3 is a front view thereof; and, FIG. 4 is a left side elevation view thereof, the right side is a mirror image thereof. In the drawings, the portions shown by broken lines form no part of the claimed design.

1 Claim, 2 Drawing Sheets

(56) **References Cited**
U.S. PATENT DOCUMENTS

D570,742 S	6/2008	Takagi et al.
D592,105 S	5/2009	Dean et al.
D597,447 S	8/2009	Folden
D600,595 S	9/2009	Nakamura et al.
D601,925 S	10/2009	O'Donnell
D603,755 S	11/2009	Peters
D604,203 S	11/2009	O'Donnell
D605,082 S	12/2009	Munson
D605,083 S	12/2009	Manoogian, II et al.
D605,977 S	12/2009	Zipfel et al.



(56)

References Cited

U.S. PATENT DOCUMENTS

D684,899 S	6/2013	Baker	D724,510 S	3/2015	McMahan et al.
D686,536 S	7/2013	McCabe et al.	D725,001 S	3/2015	McMahan et al.
D692,798 S	11/2013	Thurber	D726,591 S	4/2015	Jacob
D692,799 S	11/2013	Smith et al.	D730,776 S	6/2015	Smart
D696,157 S	12/2013	Loeb	D730,783 S	6/2015	Henriques et al.
D699,629 S	2/2014	Ikeda et al.	D732,427 S	6/2015	Loeb
D700,871 S	3/2014	O'Donnell et al.	D732,429 S	6/2015	Loeb
D703,103 S	4/2014	Lee	D732,430 S	6/2015	Loeb
D704,103 S	5/2014	Mack et al.	D732,431 S	6/2015	Loeb
D705,132 S	5/2014	Ware et al.	D732,432 S	6/2015	Aengenheyster
D705,699 S	5/2014	Ware et al.	D732,433 S	6/2015	Aengenheyster
D707,595 S *	6/2014	Kavaja D12/173	D732,435 S	6/2015	Mackay
D713,298 S	9/2014	Dyson	D733,002 S	6/2015	Loeb
D713,764 S	9/2014	Ferlazzo et al.	D735,611 S	8/2015	Aengenheyster
D716,696 S	11/2014	Thole et al.	D735,627 S	8/2015	Smith
D716,706 S	11/2014	Thole et al.	D736,451 S	8/2015	Smith
D716,709 S	11/2014	Thole et al.	D739,306 S	9/2015	McMahan et al.
D717,696 S	11/2014	Thole et al.	D739,317 S	9/2015	McMahan et al.
D718,189 S	11/2014	Krieg et al.	D741,223 S	10/2015	Kim et al.
D718,683 S	12/2014	Thole et al.	D743,309 S	11/2015	Thole et al.
D722,282 S	2/2015	Loeb	D743,313 S	11/2015	Smith et al.
D722,533 S	2/2015	Thole et al.	D743,314 S	11/2015	Thole et al.
D722,534 S	2/2015	Munson et al.	D743,857 S	11/2015	McMahan et al.
			D744,158 S	11/2015	Willett et al.
			D745,086 S	12/2015	Finos et al.
			D775,021 S *	12/2016	Harriton D12/173

* cited by examiner

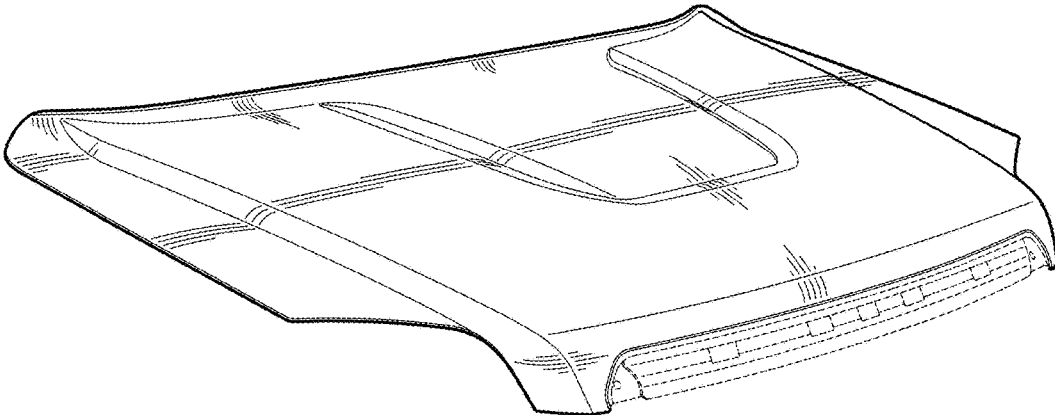


FIG. 1

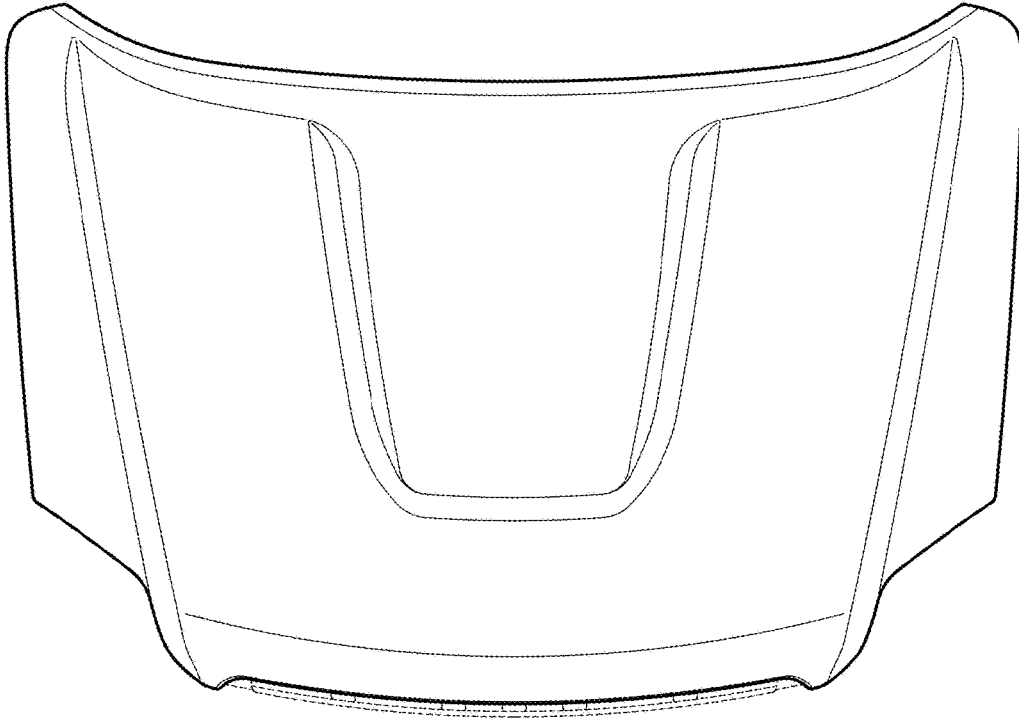


FIG. 2




FIG. 3




FIG. 4