

(12) NACH DEM VERTRAG ÜBER DIE INTERNATIONALE ZUSAMMENARBEIT AUF DEM GEBIET DES PATENTWESENS (PCT) VERÖFFENTLICHTE INTERNATIONALE ANMELDUNG

(19) Weltorganisation für geistiges Eigentum

Internationales Büro

(43) Internationales Veröffentlichungsdatum
10. Oktober 2013 (10.10.2013)



(10) Internationale Veröffentlichungsnummer
WO 2013/150140 A1

(51) Internationale Patentklassifikation:

C07D 471/14 (2006.01) A61P 31/04 (2006.01)
A61K 31/4745 (2006.01) A61P 31/10 (2006.01)
A61P 35/00 (2006.01) A61P 31/12 (2006.01)
A61P 29/00 (2006.01) A61P 33/00 (2006.01)
A61P 31/00 (2006.01)

(74) Anwalt: STEINECKE, Peter; P.O. Box 11 40, 52412 Jülich (DE).

(81) Bestimmungsstaaten (soweit nicht anders angegeben, für jede verfügbare nationale Schutzrechtsart): AE, AG, AL, AM, AO, AT, AU, AZ, BA, BB, BG, BH, BN, BR, BW, BY, BZ, CA, CH, CL, CN, CO, CR, CU, CZ, DE, DK, DM, DO, DZ, EC, EE, EG, ES, FI, GB, GD, GE, GH, GM, GT, HN, HR, HU, ID, IL, IN, IS, JP, KE, KG, KM, KN, KP, KR, KZ, LA, LC, LK, LR, LS, LT, LU, LY, MA, MD, ME, MG, MK, MN, MW, MX, MY, MZ, NA, NG, NI, NO, NZ, OM, PA, PE, PG, PH, PL, PT, QA, RO, RS, RU, RW, SC, SD, SE, SG, SK, SL, SM, ST, SV, SY, TH, TJ, TM, TN, TR, TT, TZ, UA, UG, US, UZ, VC, VN, ZA, ZM, ZW.

(21) Internationales Aktenzeichen: PCT/EP2013/057212

(22) Internationales Anmeldedatum:
5. April 2013 (05.04.2013)

(25) Einreichungssprache: Deutsch

(26) Veröffentlichungssprache: Deutsch

(30) Angaben zur Priorität:
10 2012 006 903.0 5. April 2012 (05.04.2012) DE

(71) Anmelder: CHRISTIAN-ALBRECHTS-UNIVERSITÄT ZU KIEL [DE/DE]; Christian-Albrechts-Platz 4, 24118 Kiel (DE).

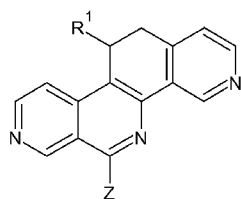
(84) Bestimmungsstaaten (soweit nicht anders angegeben, für jede verfügbare regionale Schutzrechtsart): ARIPO (BW, GH, GM, KE, LR, LS, MW, MZ, NA, RW, SD, SL, SZ, TZ, UG, ZM, ZW), eurasisches (AM, AZ, BY, KG, KZ, RU, TJ, TM), europäisches (AL, AT, BE, BG, CH, CY, CZ, DE, DK, EE, ES, FI, FR, GB, GR, HR, HU, IE, IS, IT, LT, LU, LV, MC, MK, MT, NL, NO, PL, PT, RO, RS, SE, SI, SK, SM, TR), OAPI (BF, BJ, CF, CG, CI, CM, GA, GN, GQ, GW, ML, MR, NE, SN, TD, TG).

(72) Erfinder: CLEMENT, Bernd; Johann-Fleck-Str. 27, 24106 Kiel (DE). MEIER, Christopher; Maßmannstr. 11, 24118 Kiel (DE). HEBER, Dieter; Am Hang 4, 24113 Molfsee (DE). STENZEL, Lars; Allerstrasse 1, 28876 Oyten (DE).

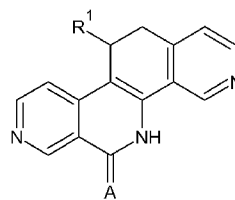
[Fortsetzung auf der nächsten Seite]

(54) Title: NEW PYRIDO [3,4-C] [1,9] PHENANTHROLINE AND 11, 12 DIHYDROPYRIDO [3,4 -C] [1,9] PHENANTHROLINE DERIVATIVES AND THE USE THEREOF, PARTICULARLY FOR TREATING CANCER

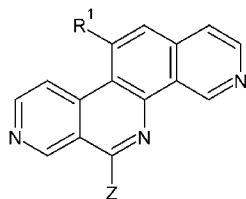
(54) Bezeichnung : NEUE PYRIDO [3,4-C] [1,9] PHENANTHROLIN- UND 11, 12 -DIHYDROPYRIDO [3,4 -C] [1,9] PHENANTHROLIN- DERIVATE UND IHRE VERWENDUNG, INSBESONDERE, ZUR BEHANDLUNG VON KREBS



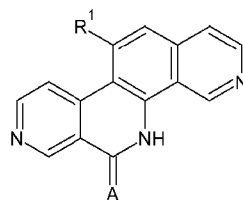
(I)



(II)



(III)



(IV)

(57) Abstract: The invention relates to new phenanthroline derivatives of the general formulae (I), (II), (III) or (IV) as a drug for treating cancer or a disease selected from the group consisting of microbial, fungal, viral and/or inflammatory diseases, and methods for producing said compounds.

(57) Zusammenfassung: Es werden neue Phenanthrolinderivate der allgemeinen Formeln (I), (II), (III) oder (IV) als Arzneimittel zur Behandlung von Krebs oder einer Erkrankung ausgewählt aus der Gruppe bestehend aus mikrobiellen, fungiziden, viralen und/oder inflammatorischen Erkrankungen, sowie Verfahren zur Herstellung dieser Verbindungen bereitgestellt.

WO 2013/150140 A1

Veröffentlicht:

- *mit internationalem Recherchenbericht (Artikel 21 Absatz 3)*

New pyrido [3,4-C] [1,9] phenanthroline and 11, 12 dihydropyrido [3,4 -C] [1,9] phenanthroline derivatives and the use thereof, particularly for treating cancer

5 The present invention relates to novel aromatic heterocycles, a process for their preparation as well as medicaments containing these heterocycles.

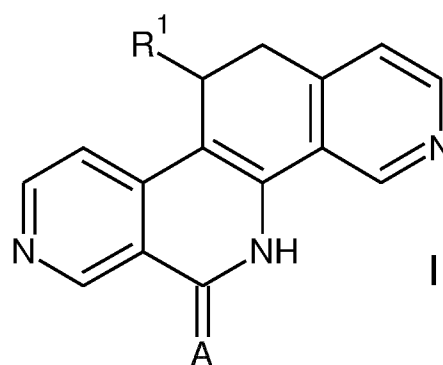
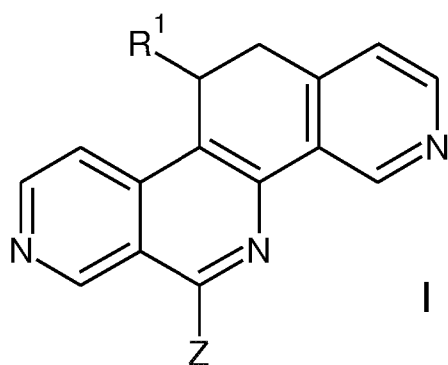
Many cancer diseases are not treatable by selectively acting active agents so far. According to the World Health Organization (WHO) about 10 million people were diagnosed with cancer worldwide in 2000, ca. 6 million died (World Cancer Report 2003, www.iarc.fr/IARCPress/pdfs/wcr/WorldCancerReport.pdf). Based on the estimation of the
10 WHO, the number of deaths caused by cancer diseases will increase until 2030 to ca. 11.5 million per year (Worlds Health Statistics - 2007, www.who.int/whosis/whostat2007_10-highlights.pdf). In view of the large number of people who have cancer, the unfavorable prognosis for curing certain cancer types due to poor efficacy of existing medicaments, side effects and development of resistance to used medicaments, there is an urgent need for new
15 cancer medicaments.

6-aminobenzo[c]phenanthridines are known from DE 195 38 088 A1, that partly have antitumor, antimicrobial, antifungal, antiviral and anti-inflammatory properties. Said compounds have yet disadvantages in the pharmacological profile, in particular in low water solubility.

20 It is therefore an object of the invention to provide novel medicaments. Furthermore, it is an object of the invention to provide novel medicaments in particular for therapy against cancer diseases. A further object of the invention is to provide novel medicaments with a pharmaceutically acceptable water solubility as well as a manufacturing method as described below, through which the compounds according to the present invention can be obtained.

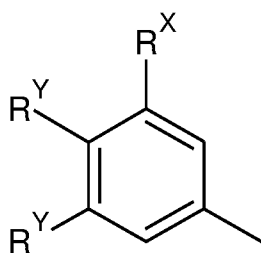
25 The object is solved by embodiments indicated in the claims and present description. The dependent claims and examples specify advantageous embodiments of the invention.

In one aspect the present invention relates to the provision of phenanthroline derivatives of the general formulas I and II



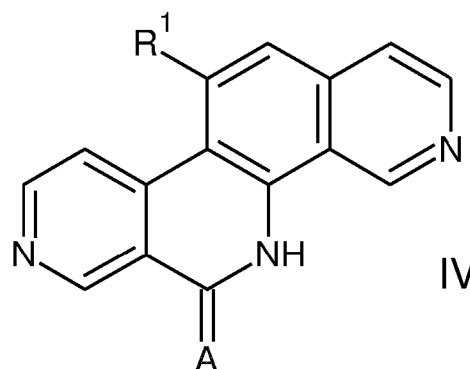
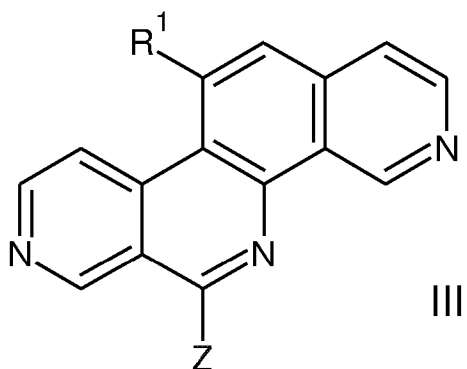
5

wherein R¹ is equal to a phenyl ring of the formula



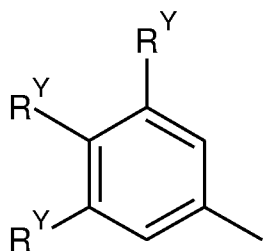
10

which carries at least one substituent R^X selected from the group Cl, Br or I in the meta position, wherein R^Y, which may be identical or different, is equal to H, OH, OMe, OEt or halogen; as well as of the general formulas III and IV,



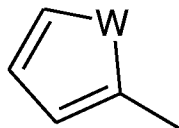
15

20 wherein R¹ is either equal to a phenyl ring of the formula



which carries at least one substituent R^Y in the meta position, wherein R^Y , which may be identical or different, is equal to H, OH, OMe, OEt or halogen or is equal to a five-membered aromatic heterocycle of the formula

5



wherein W is equal to O, S or NH; and

wherein Z is equal to H, F, Cl, Br, I, NHX, OX, SX,

wherein X is equal to an H, dimethylaminoalkyl, diethylaminoalkyl, ω -(1,3-diazol-1-yl)-alkyl-, hydroxyalkyl, alkoxyalkyl, thiolalkyl, alkylthioalkylgroup,

10

wherein alkyl is equal to methyl, ethyl or propyl

and wherein A is equal to O or S,

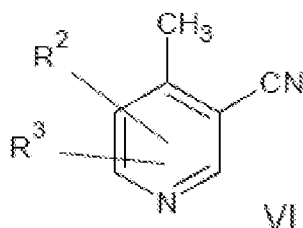
as well as the pharmaceutically acceptable salts, solvates and prodrugs thereof.

In a further aspect, the invention relates to a process for preparing a compound according to the present invention as described above comprising at least the following steps:

15

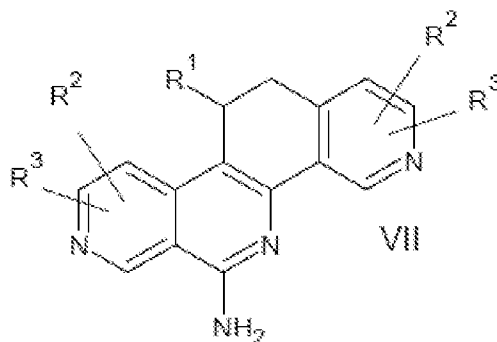
- (i) conversion of substituted aldehydes of general formula $R^1 - CHO$ (V) with substituted 4-methyl pyridine-3-carbonitriles of the general formula

20



in aprotic bipolar solvents in the presence of bases to a compound of the general formula

25



5

- (ii) isolation of the products and derivatization at position 6 with insertion of the residues R^4 to the derivatives with A or Z substitution at position 6 according to formula I to IV

10 wherein R^1 is an H, a cyclic or acyclic, branched or unbranched aliphatic hydrocarbon residue, singly or multiply substituted, an aromatic carbocyclic or heterocyclic residue, singly or multiply substituted, and

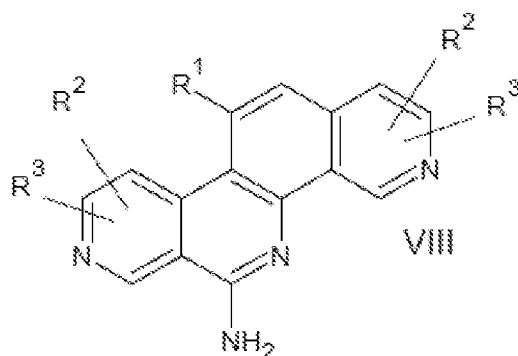
R^2 and R^3 may be identical or different and is H, alkyloxy residue, alkyleneoxy residue, a halogen atom or a nitro group, and

15 R^4 is an H, a monoamino, alkylamino, dialkylamino, (dialkyl)aminoalkylamin, alkyl, alkoxy, (dialkyl)aminoalkyloxy, hydroxy, hydroxyalkylamino, hydroxyalkyloxy, thiol, (dialkyl)aminoalkylthio, thioalkyl, alkylthioalkyl group or a halogen atom.

The subsequent derivatization at position 6 with insertion of the R^4 residues to the derivatives with A or Z substitution at position 6 corresponding to method step (ii) leads to the
20 compounds according to the present invention as shown in the general formula III or IV.

Therefore, the present invention relates to a process for preparing a compound as described above, wherein between the two steps (i) and (ii) optionally the method step

- (i.a.) dehydration and isolation of the resulting products of the general formula

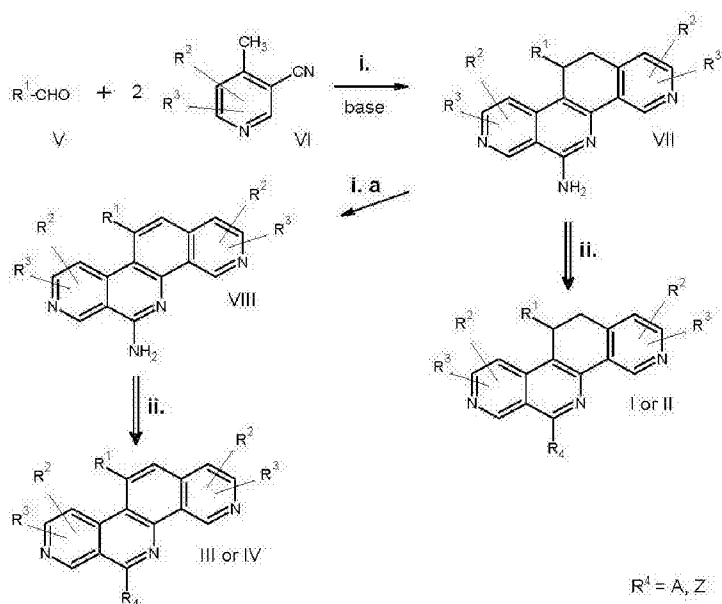


can be introduced.

Particularly, the present invention relates to a method as described above, wherein the aprotic dipolar solvent is preferably an amide such as dimethylformamide, dimethylacetamide, diethylacetamide, hexamethylphosphoracidtrisamide or a urea such as tetramethylurea, 1,3-dimethyltetrahydropyrimidine-2-one and 1,3-dimethylimidazolidinone or a dimethylsulfoxide and wherein the base is an alkali or alkaline earth hydride such as sodium hydride, alkali amide such as sodium amide, sodiummethylacetamide, alkali, alkaline earth or aluminum alcoholate such as potassium tert-butyrate, sodium methylate, sodium ethylate or aluminum ethylate.

It has been shown in the experiments carried out according to the present invention that it is surprisingly possible to obtain the phenanthroline derivatives according to the present invention through simple conversion of correspondingly substituted aldehydes with correspondingly substituted 4-methylpyridine-3-carbonitriles.

The reaction procedure can be represented as follows:

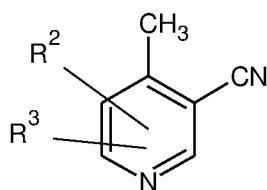


In detail, the approach is such that a conversion of an aldehyde of the formula

5 $R^1\text{-CHO}$ V,

wherein R^1 may be a hydrogen, a cyclic or acyclic, branched or unbranched aliphatic hydrocarbon residue, which can be singly or multiply substituted, as well as an aromatic carbocyclic or heterocyclic residue, which may be singly or multiply substituted, with 2 moles of a 4-methylpyridine-3-carbonitrile of the formula VI,

10



15

VI

wherein R^2 and R^3 , which may be identical or different, stand for an H, an alkyloxy residue, an alkylenoxy residue, a halogen atom or a nitro group, occurs in the presence of base in an

aprotic dipolar solvent to a 6-amino-11,12-dihydropyrido[3,4-c][1, 9]phenanthroline of formula VII.

After isolation by precipitation of the free base, filtration and subsequent purification, for example recrystallization (Organikum, 21st edition, 2001, Wiley-VCH), these derivatives of formula VII may be converted with corresponding chemical methods (diazotization, conversion of carboxylic acid derivatives with inorganic acid chlorides, nucleophilic aromatic substitution, synthesis of thiones/thiols and reduction reactions, such as e.g. desulphurizations) for the corresponding residues R⁴ at position 6, which are known by the person skilled in the art, for example from Organikum, 21st edition, 2001, Wiley-VCH or Organic Chemistry, K. Peter C. Vollhardt, 3rd edition, 2000, in one or more steps to the derivatives of formula I or II or it may occur a dehydrogenation according to commonly known methods to the skilled person (e.g. of "Comprehensive Organic Transformations", Richard C. Larock, 1989) with a suitable dehydrogenating agent in absence or presence of a solvent to the corresponding 6-aminopyrido[3,4-c][1,9]phenanthrolines of the formula VIII, which subsequently after isolation may be converted with known chemical methods by the skilled person (Organikum, 21st edition, 2001, Wiley-VCH; Organic Chemistry, K. Peter C. Vollhardt, 3rd edition, 2000) for the corresponding residues for R⁴ at position 6, in one or more steps to the derivatives of formula III or IV, wherein R⁴ may be a hydrogen atom, a monoaminogroup, an alkylamino group, a dialkylamino group, a (dialkyl)aminoalkylaminogroup, an alkyl group, an alkoxy group, a (dialkyl)aminoalkoxygroup, a hydroxy group, a hydroxyalkylamino group, a hydroxyalkyloxy group, a thiol group, a (dialkyl)aminoalkylthiogroup, a thioalkylaminogroup, a thiolalkylthiogroup as well as a halogen atom. A selection of N-substituted alkylene diamine side chains at position 6 is e.g. shown by Genès (Genès et al., Eu. J. Med. Chem. (46), 2011, 2117-2131). The import of oxygen, sulfur and carbon nucleophiles is as described by e.g. Cherng (Cherng, Tetrahedron 58, 2002, 4931-4935), furthermore, the generally applicable methods of nucleophilic substitution at aromatic compounds, known by the person skilled in the art of Organikum, 21st edition, 2001, Wiley-VCH or Organic Chemistry, K. Peter C. Vollhardt, 3rd edition, 2000.

As aprotic dipolar solvents for the reaction according to the present invention for the preparation of correspondingly substituted 6-amino-11,12-dihydropyrido [3,4-c][1,9]phenanthrolines of formula VII preferably amides such as dimethylformamide, dimethylacetamide, diethylacetamide, hexamethylphosphoracidtrismide or urea such as

tetramethyl urea, 1,3-dimethyltetrahydro-pyrimidine-2-one and 1,3-dimethylimidazolidinone or dimethylsulfoxide can be used.

As base the following can be used for example:

5 Alkali or alkaline earth hydrides such as sodium hydride, alkali amides such as sodium amide, sodium methylacetamide, alkali, alkaline earth or aluminum alcoholates, such as potassium tert.-butylate, sodium methylate, sodium ethylate or aluminum ethylate.

The reaction may be carried out as follows: To a solution of the base in a suitable dipolar solvent, a solution of the compound V and VI in the same solvent is slowly added dropwise under inert gas. After several hours of stirring at 25 - 40 °C under inert gas, the mixture is
10 poured on ice water and the residue is filtered off. The filtered solution is shaken out with a suitable organic solvent. The organic phase is to a large extent concentrated and thereafter distilled in vacuo. The combined residues may be purified by recrystallization in a suitable solvent. The 6-amino-11,12-dihydropyrido[3,4-c][1,9]-phenanthroline VII may then be dehydrated according to generally applicable methods (Comprehensive Organic
15 Transformations, Richard C. Larock, 1989) with a suitable dehydrogenating agent in the presence or absence of an inert solvent to 6-amino-pyrido[3,4-c][1,9]phenanthroline VIII. The amino group in position 6 may be replaced in one or more steps with generally applicable chemical methods (e.g. Organikum, 21st edition, 2001, Wiley-VCH; Organic Chemistry, K. Peter C. Vollhardt, 3rd edition, 2000) with the above-mentioned residues R⁴, so that one
20 arrives at the formulas I or II, or for the 11,12-dehydrogenated derivatives at the formulas III or IV, respectively.

Of particular note in the process according to the present invention is that it allows to synthesize phenanthroline derivatives, which have in position 11, both, aliphatic as well as substituted or unsubstituted aromatic residues. It is surprising that the synthesis with the
25 above-described simple reaction is possible, wherein due to the aldehyde starting material to be used a very large range of variation exists in relation to the products to be obtained. In addition, at the position 6 a considerable variability is obtained due to the possibility of replacing the amino group against the mentioned residues. Based on the combination of the both variable positions a very large range of compounds and the possibility of building a
30 large library of potentially cytostatically effective substances is resulted.

In one aspect, the present invention also relates to compounds, which are obtainable by a process as described above.

In a further aspect the invention relates to the above compounds for use as a medicament, in particular for the use in cancer therapy.

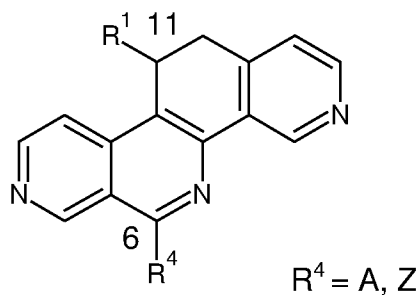
- 5 A compound according to the present invention as described above is preferred for use in the treatment of a disease selected from the group consisting of microbial, fungicidal, viral and/or inflammatory diseases.

Furthermore, the invention also relates in one aspect to the compound according to the present invention as described above, for use in the treatment of cancer.

- 10 Preferably, the cancer is selected from the group consisting of leukemia, melanoma or mamma carcinoma.

Furthermore, the present invention relates to a pharmaceutical composition comprising at least one of the compound described above in combination with a suitable excipient.

- 15 It has been shown in the experiments carried out according to the present invention that the above-described phenanthroline derivatives have antitumoral properties. Due to their structural similarity it is to be assumed that they have also antimicrobial, antifungal, antiviral and anti-inflammatory properties like the benzo[c]phenanthridines. For investigating the pharmacological properties the compounds of general formulas I and II, as well as
20 compounds of the substance class III were investigated in an "in vitro anti-tumor screening" of the National Cancer Institute (NCI), Bethesda, Maryland, USA. 60 different human pathogenic tumor cell lines were tested, which originate from nine cancer types (leukemia, non-small cell lung carcinoma, colon cancer, CNS cancer, melanoma, ovarian cancer, renal cancer, prostate cancer, breast cancer). For determining the efficacy, the tumor cells are exposed to the compounds for two days and thereafter the growth inhibition is indirectly
25 determined through the determination of the protein biomass with sulforhodamine B (SRB). Untreated cultures serve as reference.



5

Structural formula of the tested compounds of the phenanthroline derivatives of the formulas I and II according to the present invention at the National Cancer Institute (NCI).

In the analyses according to the present invention, the derivatives were initially tested at a concentration of 1 μ M to the 60 cell lines. Growth inhibitions could be observed for several derivatives. Surprisingly, the compounds according to the present invention showed activities, which are outside of the category of anti-tumor compounds, which were examined similarly, so that a whole new efficient spectrum is obtained.

Table I shows the results of this test, selected for 7 different derivatives of the phenanthroline derivatives according to the present invention of the formulas I and II having different residues in position 11 and the position 6. The respective residues are shown in the first two rows. The left column shows the cell lines used from 3 selected tumor types, leukemia, melanoma, as well as breast cancer. The table makes statements about growth inhibitory effects of the corresponding derivatives with their different residues.

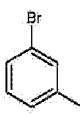
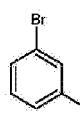
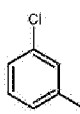
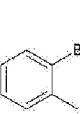
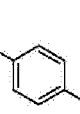
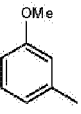
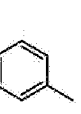
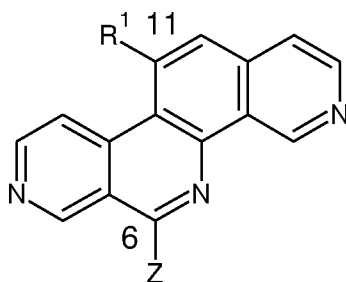
Residue in position 11							
Residue in position 6	NH ₂	OH	NH ₂	NH ₂	NH ₂	NH ₂	NH ₂
Cell lines	Percentage cell growth						
Leukemia							
CCRF-CEM	5,9	37,1	-	-	-	76,5	-
HL-60(TB)	-11,6	-16,1	3,1	76	70,3	78,8	102,7
MOLT-4	0,5	24,6	14,2	89,4	75,3	85,9	86,2
RPMI-8226	6,3	52,6	-	-	64,7	92,3	-
SR	0,4	10,6	3	91,8	-	41,4	75,5
K-562	-	-	14,9	99,7	84,9	-	87,6
Arithmetic mean	0,3	21,8	8,8	89,2	73,8	75	70,4
Melanoma							
LOX IMVI	38	44,6	44,2	89,7	95,7	86,3	107,3
MALME-3M	-	50	43,9	108,6	98,2	93,1	115,4
M14	1,3	29,3	34,5	108,4	93,4	105,8	120,5
MDA-MB-435	-59,8	1,1	-39	117,6	107	17,2	99,3
SK-MEL-2	29,9	46,4	-10,5	101,4	94,1	117,2	133,1
SK-MEL-28	73,6	52,1	60,6	117	112,5	100,45	115,3
SK-MEL-5	17,2	28	-52,2	101,1	86,2	85,05	95,8
UACC-257	48,7	88,5	66	106	107,8	110,9	110
UACC-62	50,3	26,4	41,4	96,8	81,7	95,5	104,1
Arithmetic mean	24,9	40,7	14,3	105,2	97,4	90,2	100,1
Breast cancer							
MCF7	27,8	25,3	19,5	91,2	83,4	81,6	88,6
MDA-MB-231/ATCC	68,2	52,7	63	106	80,6	91,5	106,9
HS-578T	20,3	51,3	-0,7	-	-	82,3	111,1
BT-549	29,7	53,5	44,7	103,5	67,8	91,6	144,3
T-47D	75,5	60,3	57,4	98,9	84,6	104,9	111,8
MDA-MB-468	-4,5	21	-22,3	103,3	87,6	48,9	104,5
Arithmetic mean	36,2	44	30,3	100,6	80,8	83,5	111,2
Arithmetic mean of all 60 cell lines	34,1	33,4	46,1	102,1	90,5	109	106,5

Table I: Cytotoxicity tests of 60 tumor cell lines ($c = 1 \mu\text{M}$) with derivatives of formulas I and II by the NCI.

The first three derivatives show significant growth inhibitions on the cells of tumor types selected for the example, while the remaining four derivatives have no, to very little growth inhibitory effects on these cells. This implies that a 3-halophenyl residue in position 11 is essential for the growth inhibitory effect of phenanthroline derivatives of formulas I and II. Neither derivatives having halogen atoms in the position 2 or 4 (in the example 2-bromophenyl, or 4-bromophenyl, respectively) nor derivatives with other functional groups in

position 3 of the phenyl ring, nor the unsubstituted phenyl ring shows growth inhibitory effects in this extent. Table II shows the results of this test, selected for 5 different derivatives of phenanthroline derivatives of the formula III according to the present invention having different residues in position 11. The residues in position 11 are shown in the first row. The left column shows the used cell lines from 3 selected tumor types, leukemia, melanoma, as well as breast cancer. The table makes statements about growth inhibitory effects of the corresponding derivatives with their different residues.

10



Structural formula of the tested compounds of the phenanthroline derivatives according to the present invention of formula III at the National Cancer Institute (NCI).

15


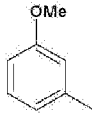
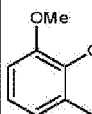
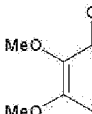

Residue in position 11					
Cell lines	Percentage cell growth				
Leukemia					
CCRF-CEM	21,7	32,1	74,9	7,2	12,4
HL-60(TB)	18,9	26,0	118,7	-0,9	13,9
MOLT-4	2,3	11,9	90,1	-8,9	-0,9
RPMI-8226	80,7	76,2	96,8	33,5	62,7
SR	11,1	15,3	83,5	13,1	7,8
K-562	80,0	68,9	88,8	29,9	51,6
Arithmetic mean	35,8	38,4	92,1	12,3	24,6
Melanoma					
LOX IMVI	41,0	37,9	89,3	-30,4	2,3
MALME-3M	91,0	73,7	123,8	35,5	59,7
M14	74,7	59,1	94,8	9,5	37,0
MDA-MB-435	-	-	-	-	-
SK-MEL-2	141,3	103,9	117,3	65,3	91,8
SK-MEL-28	102,1	69,4	119,5	41,5	42,4
SK-MEL-5	64	51,2	86,3	2,2	20,0
UACC-257	124,5	78,0	126,3	30,9	69,8
UACC-62	79,3	45,2	99,1	-	41,0
Arithmetic mean	89,9	64,8	95,2	22,1	45,5
Breast cancer					
MCF7	39,8	37,1	89,9	22,8	25,0
MDA-MB-231/ATCC	112,0	77,1	90,8	-	74,9
HS-578T	83,9	64,2	90,5	-2,5	-
BT-549	59,4	61,4	95,0	8,31	16,2
T-47D	97,0	77,7	97,4	36	48,4
MDA-MB-468	98,2	53,7	81,5	-23,6	35,6
Arithmetic mean	81,7	61,9	90,9	8,2	40,0
Arithmetic mean of all 60 cell lines	69,9	55,6	98,0	16,8	39,1

Table II: Cytotoxicity tests of 60 tumor cell lines ($c = 1 \mu\text{M}$) with derivatives of formula III by NCI.

- 5 Table II shows the best results in terms of a growth inhibiting effect for the derivative with a trimethoxyphenyl residue in position 11. The derivative with only one methoxy group in the meta position also achieves significant growth inhibitions. The 11-phenyl derivative has only

a small effect, while a substitution in o-position proves to be disadvantageous in the example of 2,3-dimethoxyphenyl derivative. This implies that a substituent must be present at least in the meta position of the 11-phenyl ring. In light of the results of Table I, it is to be expected that the replacement of methoxy by halogen in meta position likewise leads to good growth
5 inhibitory effects. As a representative of a five-membered heteroaromate, the 11-furyl derivative shows here good cytotoxic effects.

Furthermore, it can be seen from tables I and II that the here tested phenanthrolin derivatives according to the present invention have selectivities for certain tumor types. The most marked growth inhibitory effect is for tumor cells of leukemia. Furthermore, a degree of selectivity
10 for tumor cells of melanoma and mamma carcinoma (breast cancer) can be seen. These results are representative for all 60 cell lines. Of the most potent compounds further dose-response relationships were determined for 5 concentrations. The GI_{50} (growth inhibition 50%) describes here the concentration of the test substance required for inhibiting cell growth by 50%. Hence the so-called "mean-graph midpoint" (MG_MID) is determined which
15 corresponds the mean of the logarithms GI_{50} values of an average response of all 60 cell lines for the test substance examined [Boyd and Paull, Drug. Develop. Res., 34, (1995) 91-109,]

$$MG_{MID} = \frac{\sum \log GI_{50}}{60}$$

20 This size allows to characterize the activity of a compound in the used test system and to compare quantitatively with the activity of other compounds (table 3). The following table shows 4 derivatives of the formulas I and III with their used codes, for the respective substances determined mean graph midpoints and the therefrom calculated GI_{50} values.

	Code	MG_MID	$\sum \frac{G_{ss}}{ss} [\mu\text{M}]$
	P4	-5,09	8,13
	P5	-5,57	2,69
5	P5-O	-5,07	8,51
	P16	-5,42	3,80
	P26	-5,22	6,02
	Fagaronine	-5,00	9,48

Legend to table 3:

10 P4 = 6-amino-11,12-dihydropyrido[3,4-c][1,9]phenanthroline, P5 = 6-amino-11-(3-bromophenyl)-11,12-dihydro-pyrido-[3,4-c][1,9]phenanthroline, P5-O = 11-(3-bromophenyl)-6-oxo-5,6,11,12-tetrahydropyrido[3,4-c][1,9]phenanthroline, P16 = 6-amino-11-(3-chlorophenyl)-11,12 dihydropyrido-[3,4-c][1,9]phenanthroline, P26 = 6-amino-11-(3,4-dichlorophenyl)-11,12-dihydropyrido-[3,4-c][1,9]phenanthroline.

15 In addition to the compounds according to the present invention, fagaronine was tested, which is a herbal benzo[c]phenanthridine alkaloid, which is considered as the lead compound for the development of synthetic benzo[c]phenanthridine derivatives (Pommier, Y. Nat. Rev. Cancer, 6, (2006), 789; Pommier, Y. Chem. Rev. 109, (2009), 2984). It should be noted that all derivatives of the phenanthroline according to the present invention for which dose-
20 response curves have been determined, show a better growth inhibiting effect, than the natural product fagaronine.

Exemplary for 6-amino-11-(3-bromophenyl)-11,12-dihydropyrido[3,4-c][1,9]phenanthroline are the dose-response curves shown in Figures 1 to 9. The nine different Figures include the various types of cancer. The percentage of growth, depending on the concentration of the
25 compound is plotted (as \log_{10} of the molar concentrations). The individual curves for each type of cancer are different cell lines of this type of cancer, which appear as legends in their usual abbreviations. Horizontal lines in the Figures denote percent growth +100, +50, 0, -50, -100. 100% growth means e.g. no difference to growth after two days without added

substance. It can be seen in each curve that with increasing concentrations of the substance, the percent growth decreases.

A particular advantage of phenanthroline derivatives according to the present invention is their improved water solubility as compared to the 6-aminobenzo[c]phenanthridines. In particular, the solubility in acidic aqueous media to give (2-20 mM in phosphate buffer of pH=2, and 0.01 or 0.5 mmol in a phosphate buffer pH=4) is to be noted hereby, which is due to two additional protonatable nitrogen atoms. At pH 7.4 solubilities of many derivatives were found in the low micromolar range (<1-15 μM), the solubility of 6-aminobenzo[c]phenanthridine at this pH is predominantly in the nanomolar range. Figure 10 shows 4 individual graphics, standing for 4 phosphate buffer systems with different pH values, in which the solubility of the novel 6-amino-11,12-dihydropyrido-[3,4-c][1,9]phenanthroline according to the present invention are plotted on the y-axis, while on the x-axis, the various derivatives having different residues in position 11 (3a: R = phenyl, 3b: R = 3-methoxyphenyl, 3d: R = 2,3-dimethoxyphenyl, 3e: R = 3,5-dimethoxyphenyl, 3f: R = 3,4,5-trimethoxyphenyl, 3g: R = 2,4,6-trimethoxyphenyl, 3h: R = furyl, 3i: R = thienyl, 3j: R = 3-bromophenyl, 3k: R = 4-bromophenyl, 3l: R = 3-chlorophenyl, 3m: R = 4-fluorophenyl, 3n: R = biphenyl, 3o: R = propyl) can be seen.

In addition, logP values of the phenanthroline derivatives according to the present invention were determined as a measure of the lipophilicity of the substance class. Six different 6-amino-11,12-dihydropyrido[3,4-c][1,9]phenanthroline with different residues in position 11 were compared thereby with the corresponding benzo[c]phenanthridines. Figure 11 shows the logP values on the y-axis versus the derivatives that differ in the six designated residues in position 11, respectively, for the two compared substance classes. Furthermore, the mean (MW) is denoted.

From the graph it can be seen that the logP values of the 6-amino-11,12-dihydropyrido[3,4-c][1,9]phenanthrolines according to the present invention are lower than average of about the value 2 of the corresponding benzo[c]phenanthridines.

This is of tremendous importance, considering the suitability of the substance class as a medicament and particularly its oral bioavailability. According to the "Rule of Five" of Lipinski (Lipinski, C. A.; Lombardo, F.; Dominy, B. W.; Feeney, P. J. *Adv. Drug. Deliv. Rev.* 46 (2001), 3-26), a generally accepted rule of thumb for estimation of oral bioavailability of a potential medicament, a substance is orally bioavailable, if it does not have more than five

donors of hydrogen bonds (e.g. OH or NH groups), not more than ten acceptors of hydrogen bonds (e.g. oxygen or nitrogen atoms), a molecular weight of not more than 500 g/mol, as well as a partition coefficient (logP) between octanol and water (octanol water partition coefficient) of a maximum of 5. The investigated derivatives according to the present invention all lie within the thresholds of the "Rule of Five" and are thereafter as orally applicable medicaments, e.g. in the form of solutions, tablets, capsules, etc.

The drawings show dose-response curves of 9 different tumor types from the 5 dose assay (NCI) for 6-amino-11-(3-bromophenyl)-11,12-dihydropyrido[3,4-c][1,9]phenanthroline.

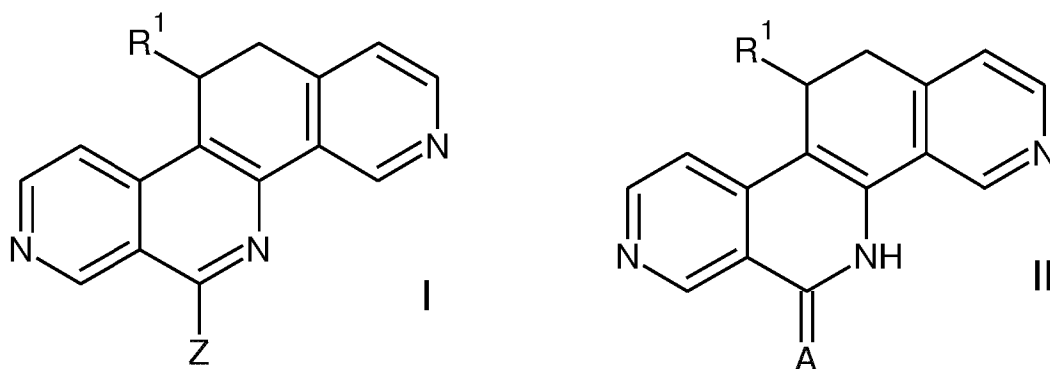
Brief description of the drawings

- Fig. 1: Dose response curves for leukemia tumors from the 5 dose assay (NCI) for 6-amino-11-(3-bromophenyl)-11,12-dihydropyrido[3,4-c][1,9]phenanthroline
- 5 Fig. 2: Dose response curves for non-small cell lung cancer from the 5 dose assay (NCI) for 6-amino-11-(3-bromophenyl)-11,12-dihydropyrido[3,4-c][1,9]phenanthroline
- 10 Fig. 3: Dose response curves for colon carcinomas from the 5-dose-assay (NCI) for 6-amino-11-(3-bromophenyl)-11,12-dihydropyrido[3,4-c][1,9]phenanthroline
- Fig. 4: Dose response curves for CNS cancer from the 5 dose assay (NCI) for 6-amino-11-(3-bromophenyl)-11,12-dihydropyrido[3,4-c][1,9]phenanthroline
- 15 Fig. 5: Dose response curves for melanomas from the 5 dose assay (NCI) for 6-amino-11-(3-bromophenyl)-11,12-dihydropyrido[3,4-c][1,9]phenanthroline
- Fig. 6: Dose response curves for renal cell carcinomas from the 5 dose assay (NCI) for 6-amino-11-(3-bromophenyl)-11,12-dihydropyrido[3,4-c][1,9]phenanthroline
- 20 Fig. 7: Dose response curves for ovarian carcinomas from the 5 dose assay (NCI) for 6-amino-11-(3-bromophenyl)-11,12-dihydropyrido[3,4-c][1,9]phenanthroline
- Fig. 8: Dose response curves for prostate carcinomas from the 5 dose assay (NCI) for 6-amino-11-(3-bromophenyl)-11,12-dihydropyrido[3,4-c][1,9]phenanthroline
- 25 Fig. 9: Dose-response curves for mamma carcinomas from the 5 dose assay (NCI) for 6-amino-11-(3-bromophenyl)-11,12-dihydropyrido[3,4-c][1,9]phenanthroline
- 30 Fig. 10: pH-dependent solubilities of 6-amino-11-(3-bromophenyl)-11,12-dihydropyrido[3,4-c][1,9]phenanthroline
- Fig. 11: logP values depending on the residues in position 11

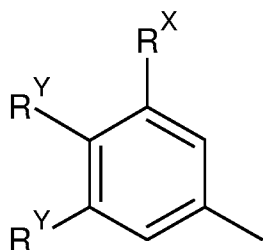
Claims

1. A compound of general formula I or II

5

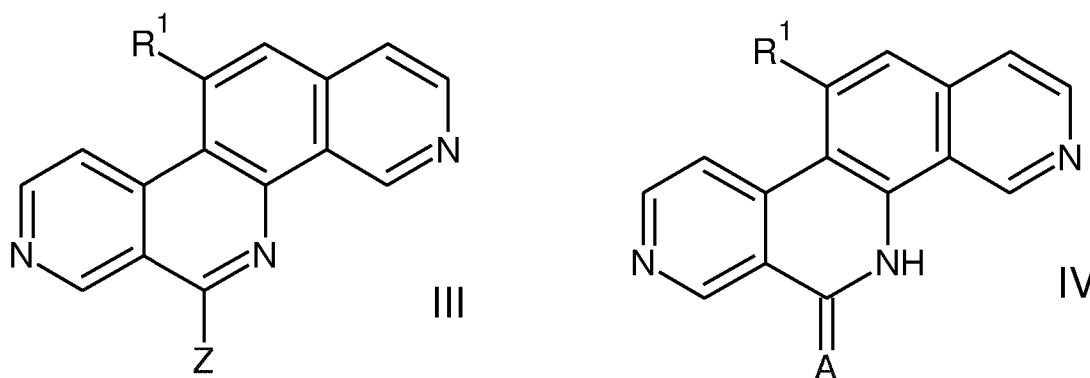


10 wherein R^1 is equal to a phenyl ring of the formula

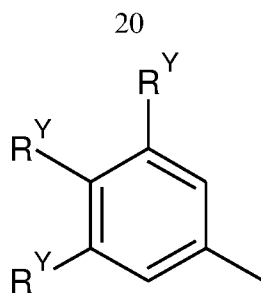


15 which carries at least one substituent R^X selected from the group Cl, Br or I in the meta position, wherein R^Y , which may be identical or different, is equal to H, OH, OMe, OEt or halogen; as well as a compound of the general formula III or IV,

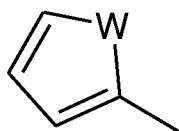
20



wherein R^1 is either equal to a phenyl ring of the formula



5 which carries at least one substituent R^Y in the meta position, wherein R^Y , which may be identical or different, is equal to H, OH, OMe, OEt or halogen or is equal to a five-membered aromatic heterocycle of the formula



10 wherein Z is equal to H, F, Cl, Br, I, NHX, OX, SX

wherein X is equal to an H, dimethylaminoalkyl, diethylaminoalkyl ω -(1,3-diazol-1-yl)-alkyl, hydroxyalkyl, alkoxyalkyl, thiolalkyl, alkylthioalkylgroup,

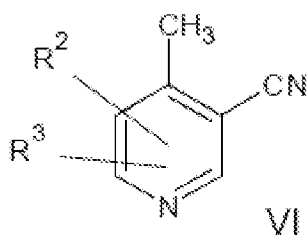
wherein alkyl is equal to methyl, ethyl or propyl

and wherein A is equal to O or S,

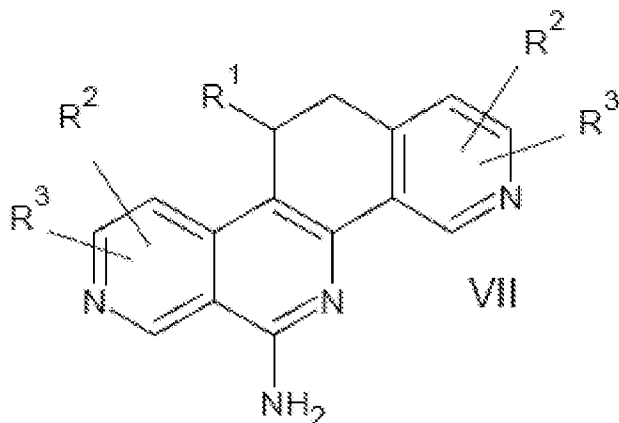
15 as well as their pharmaceutically acceptable salts, solvates and prodrugs.

2. A process for preparing a compound according to claim 1, comprising at least the following steps:

20 (i) conversion of substituted aldehydes of general formula $R^1 - CHO$ (V) with substituted 4-methyl pyridine-3-carbonitriles of the general formula



in aprotic bipolar solvents in the presence of bases to a compound of the general formula



- (ii) isolation of the products and derivatization at position 6 with insertion of the residues R^4 to the derivatives with A or Z substitution at position 6, according to formula I to IV, wherein

5

R^1 is an H, a cyclic or acyclic, branched or unbranched aliphatic hydrocarbon residue, singly or multiply substituted, an aromatic carbocyclic or heterocyclic residue, singly or multiply substituted, and

10

R^2 and R^3 , may be identical or different and is H, alkyloxy residue, alkylenoxy residue, a halogen atom or a nitro group, and

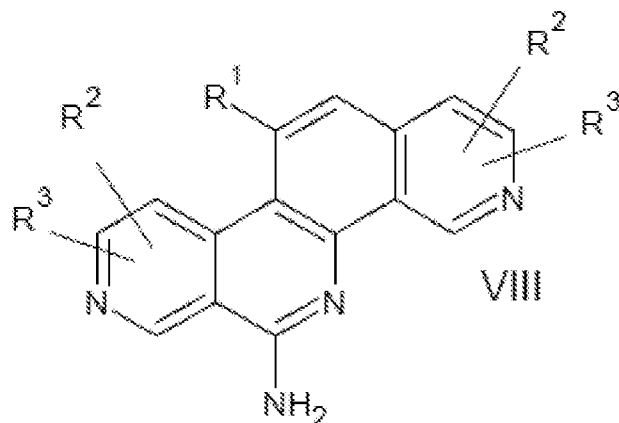
R^4 is an H, a monoamino, alkylamino, dialkylamino, (dialkyl)aminoalkylamin, alkyl, alkoxy, (dialkyl)aminoalkyloxy, hydroxy, hydroxyalkylamino, hydroxyalkyloxy, thiol, (dialkyl)aminoalkylthio, thioalkyl, alkylthioalkyl group or a halogen atom.

15

3. A method according to claim 2, wherein between the two steps (i) and (ii) optionally the method step

(i.a.) dehydration and isolation of the thereof resulting products of the general formula

20



may be introduced.

4. The method according to claim 2 or 3, wherein the aprotic dipolar solvent is preferably
 5 an amide such as dimethylformamide, dimethylacetamide, diethylacetamide, hexamethylphosphoracidtrismide or a urea such as tetramethylurea, 1,3-dimethyltetrahydropyrimidin-2-one and 1,3-dimethylimidazolidione or a dimethylsulfoxide, and
 wherein the base is an alkali or alkaline earth hydride such as sodium hydride, alkali
 10 amide such as sodium amide, sodiummethylacetamide, alkali, earth alkali or aluminum alcoholate such as potassium tert-butyrate, sodium methylate, sodium ethylate or aluminum ethylate.
5. The compound obtainable by a method according to any one of claims 2 to 4.
 15
6. The compound according to claim 1 or 5 for use as a medicament.
7. The compound according to claim 1 or 5 for use in the treatment of a disease selected
 from the group consisting of microbial, fungicidal, viral and/or inflammatory diseases.
 20
8. The compound according to claim 1 or 5 for use in the treatment of cancer.
9. A compound according to claim 6, wherein the cancer is selected from the group
 consisting of leukemia, melanoma or mamma carcinoma.

10. A pharmaceutical composition consisting at least one compound according to any one of claims 1, 5 to 9 in combination with a suitable excipient.

Leukemia

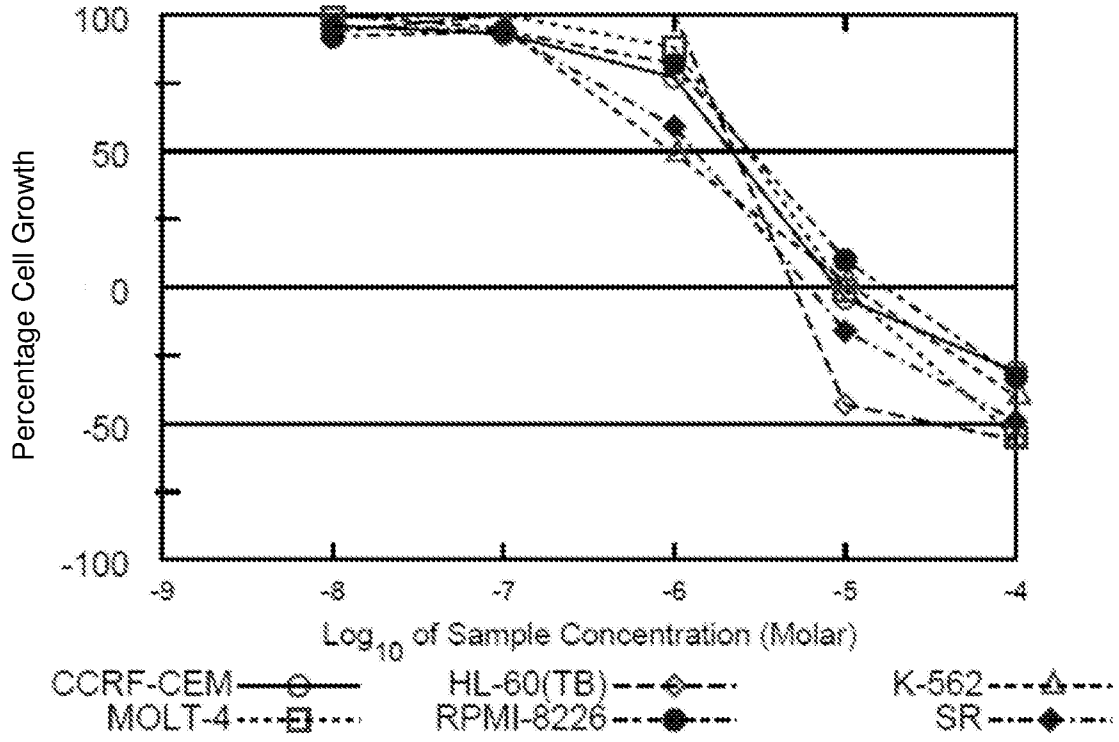


Fig. 1

Non-Small Cell Lung Carcinoma

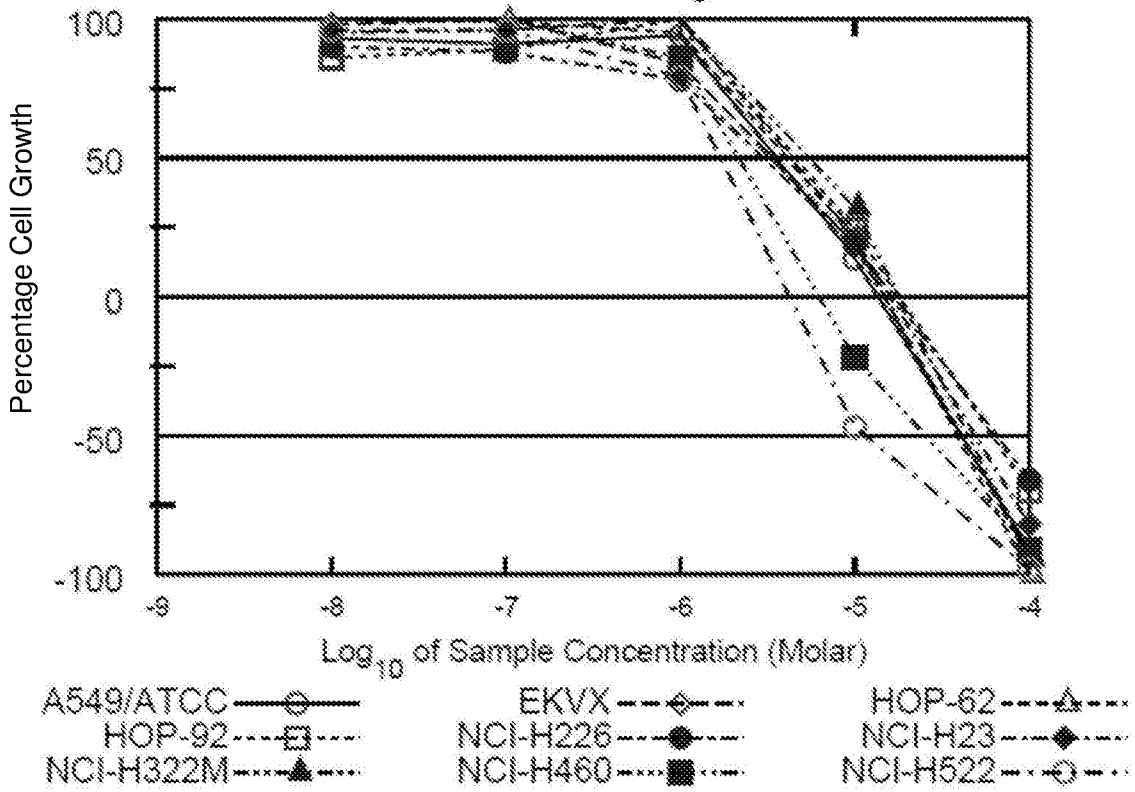


Fig. 2

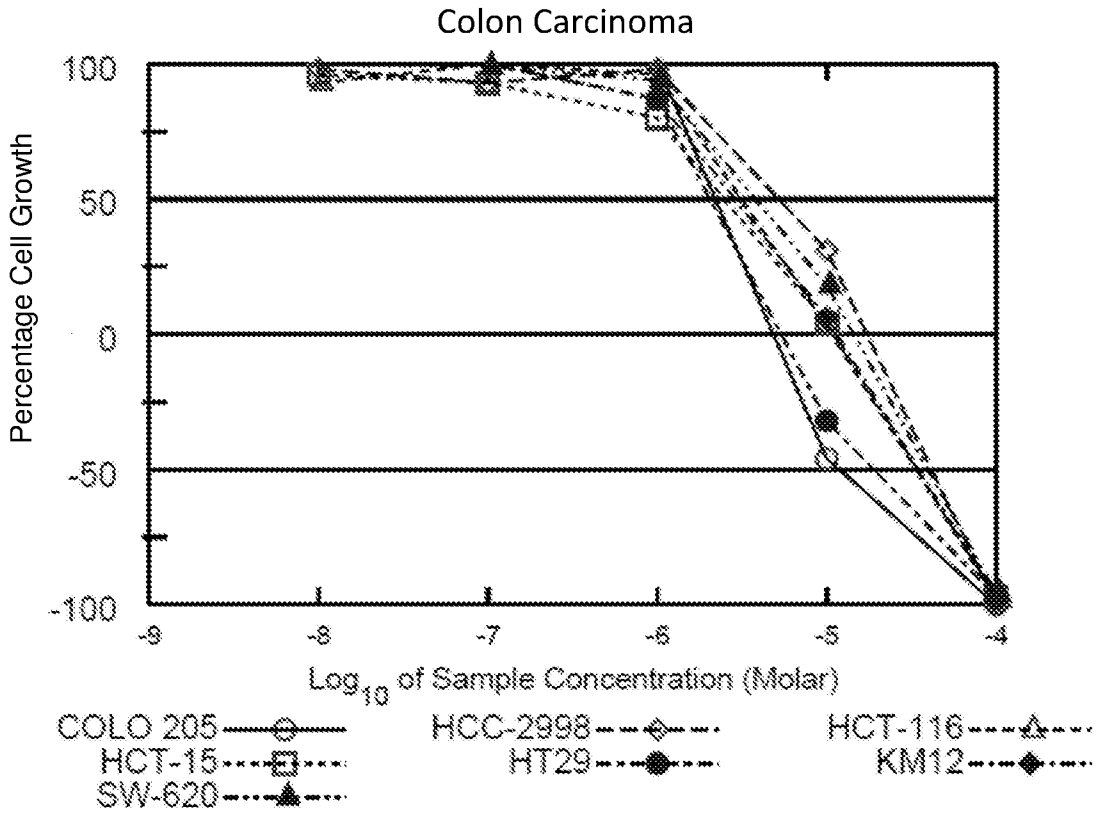


Fig. 3

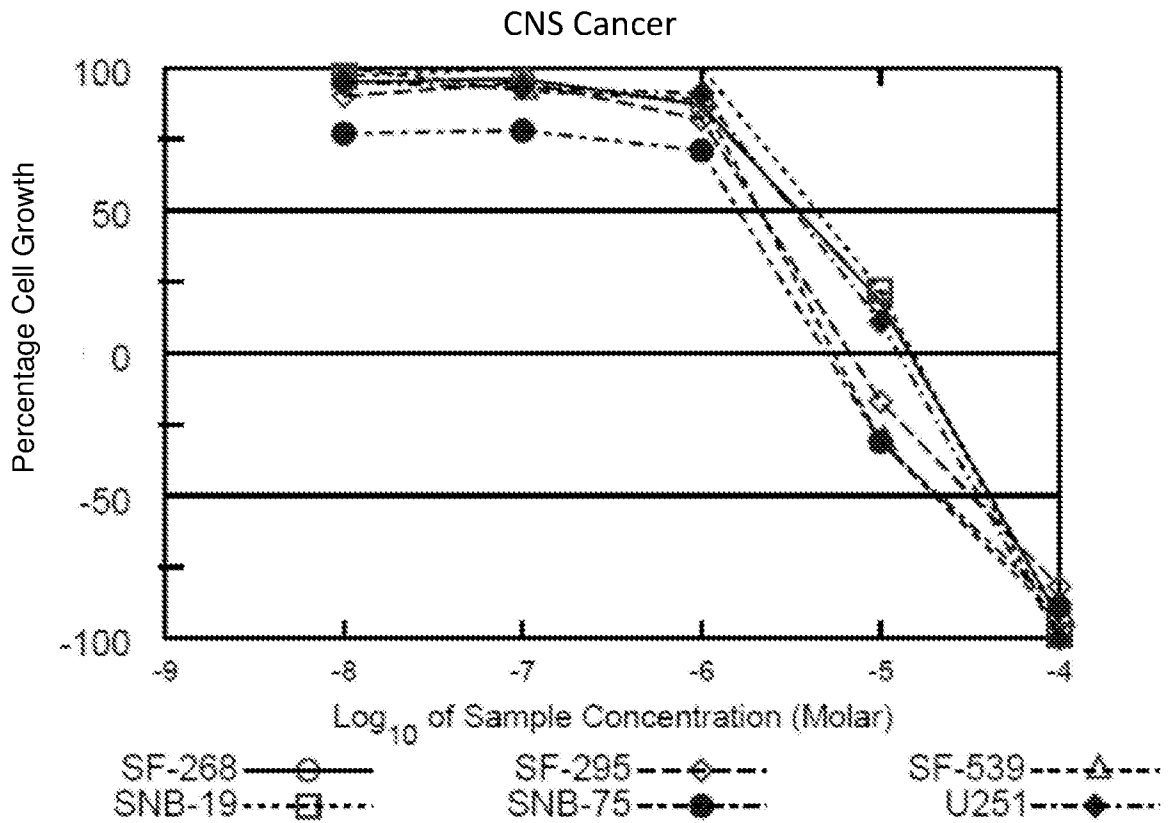


Fig. 4

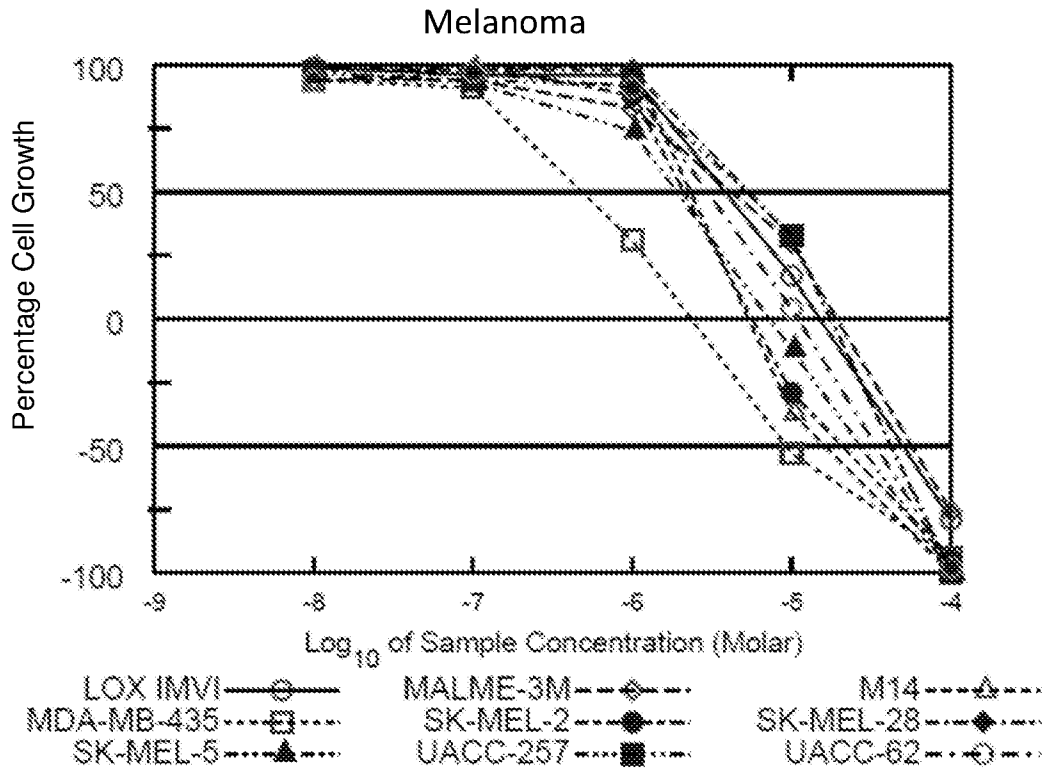


Fig. 5

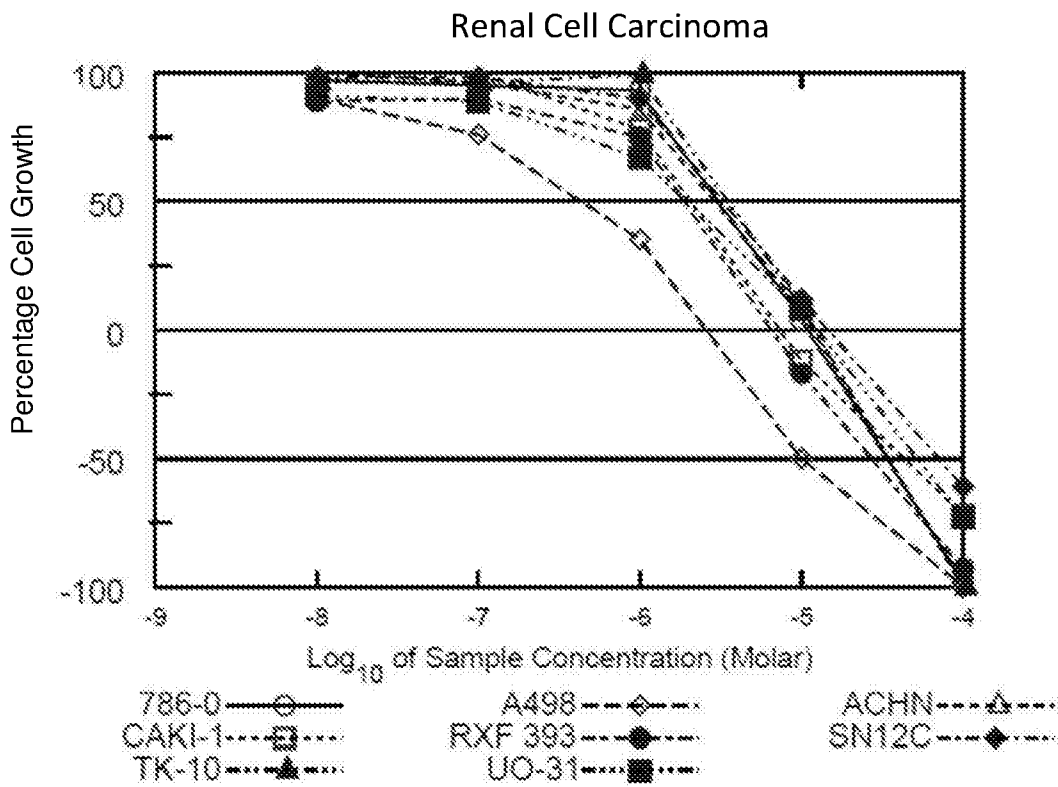


Fig. 6

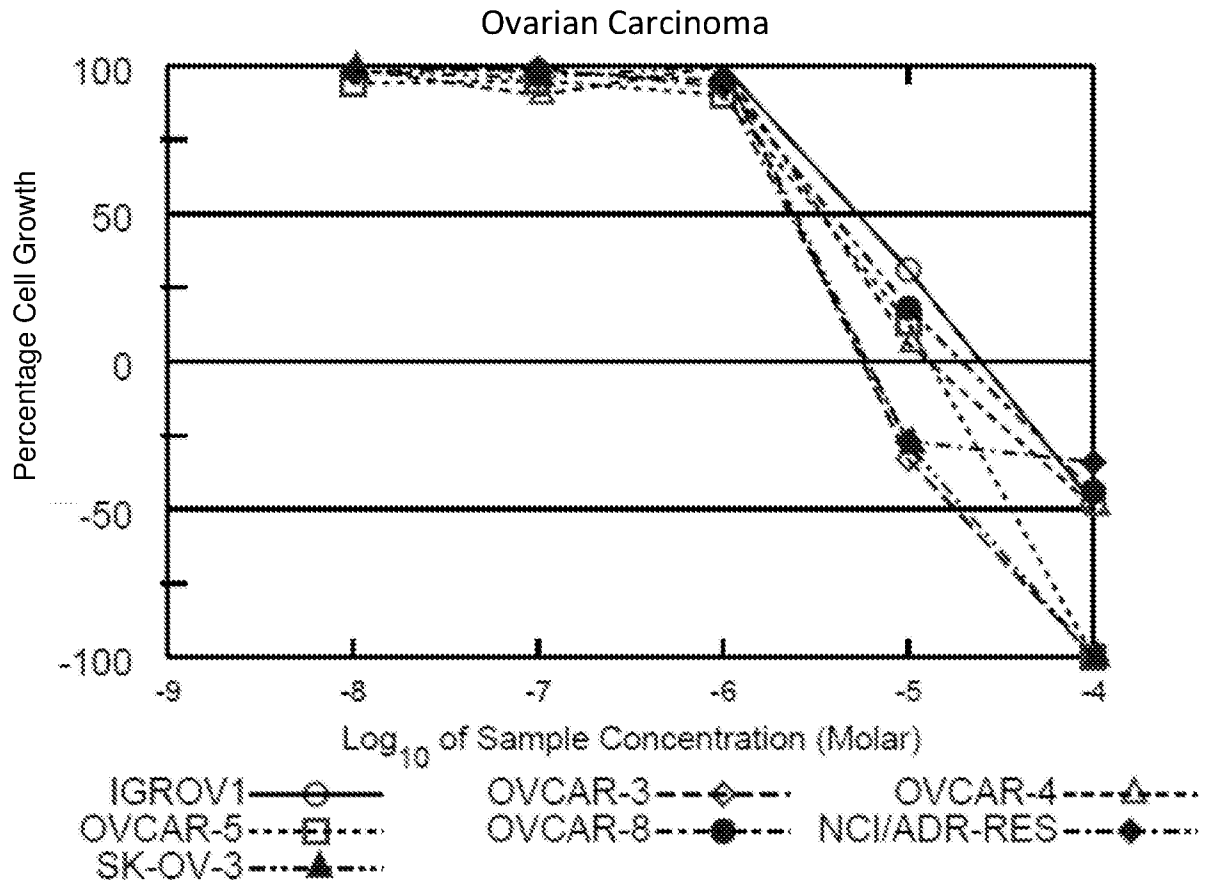


Fig. 7

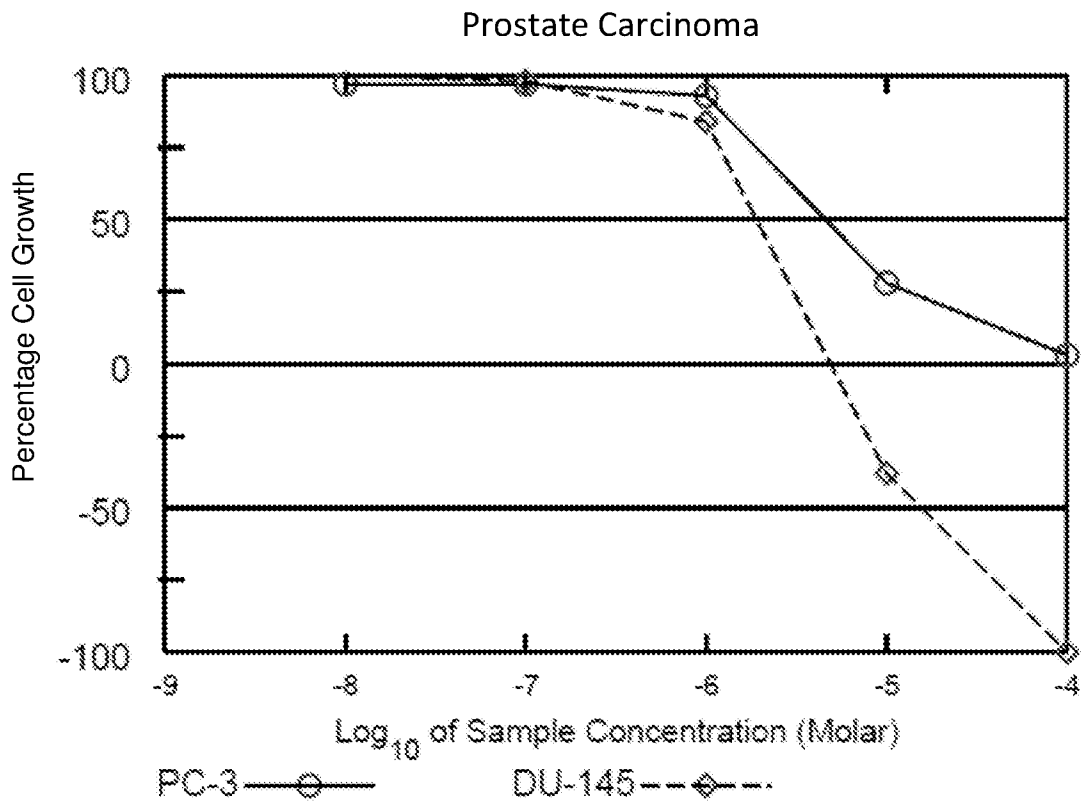


Fig. 8

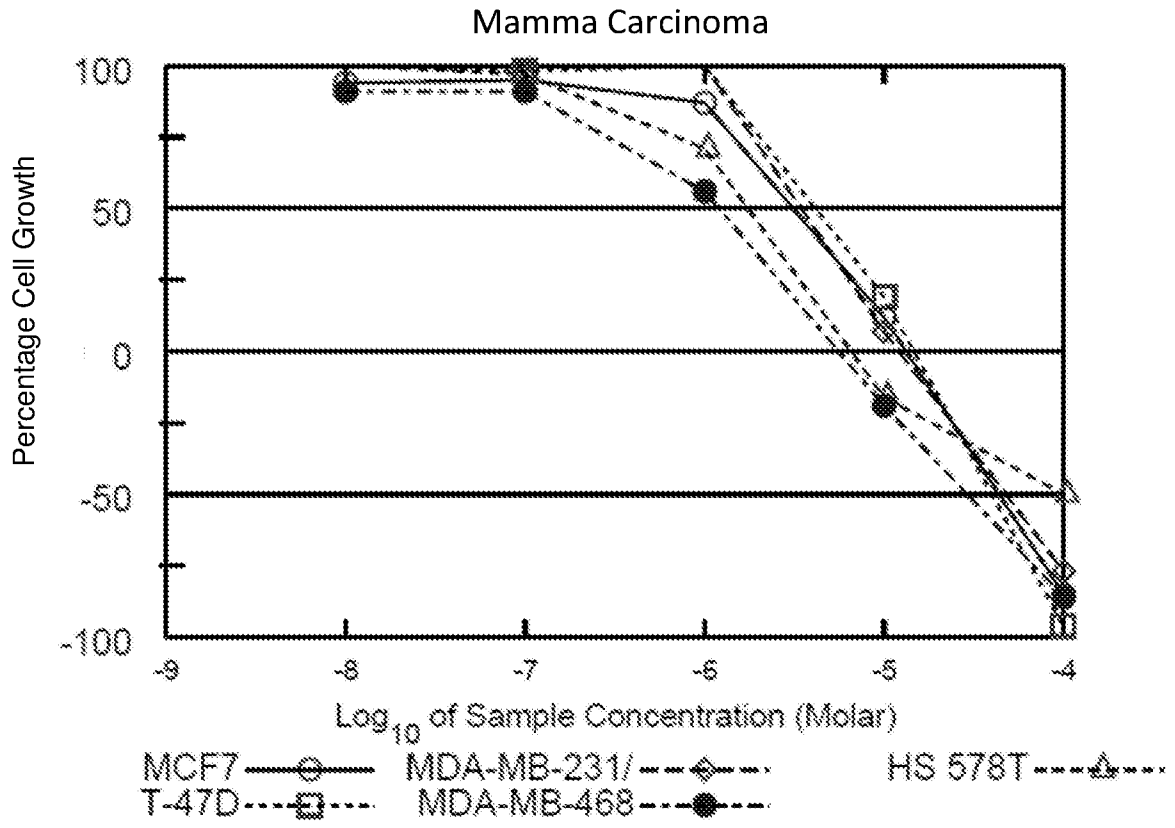
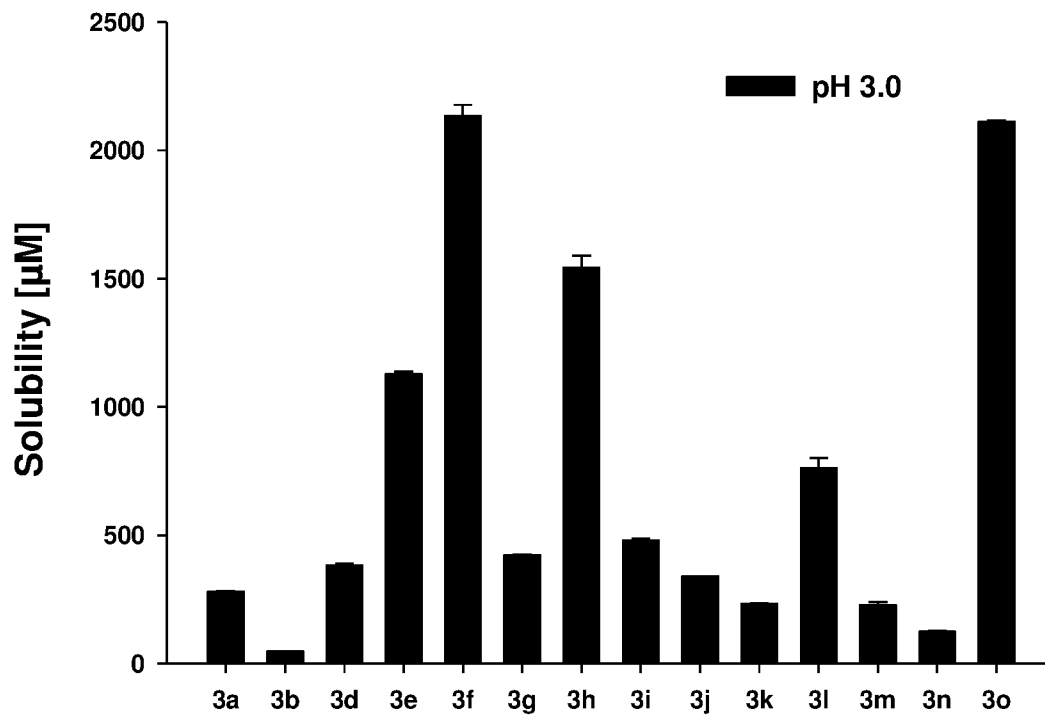
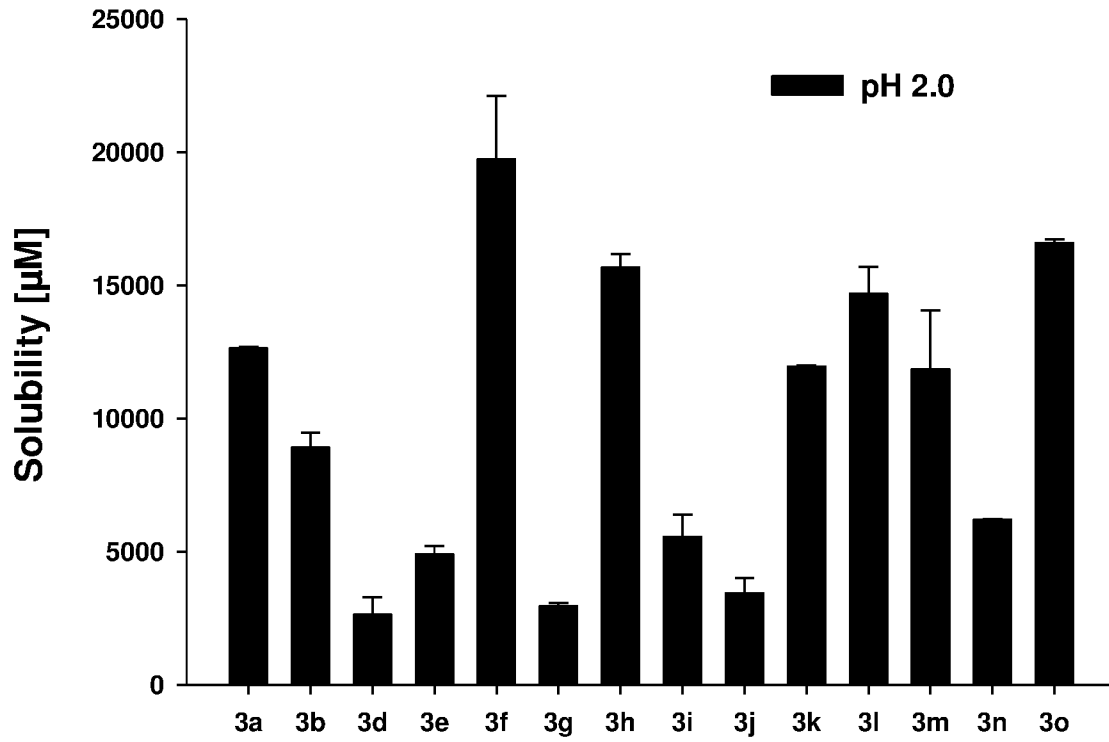


Fig. 9



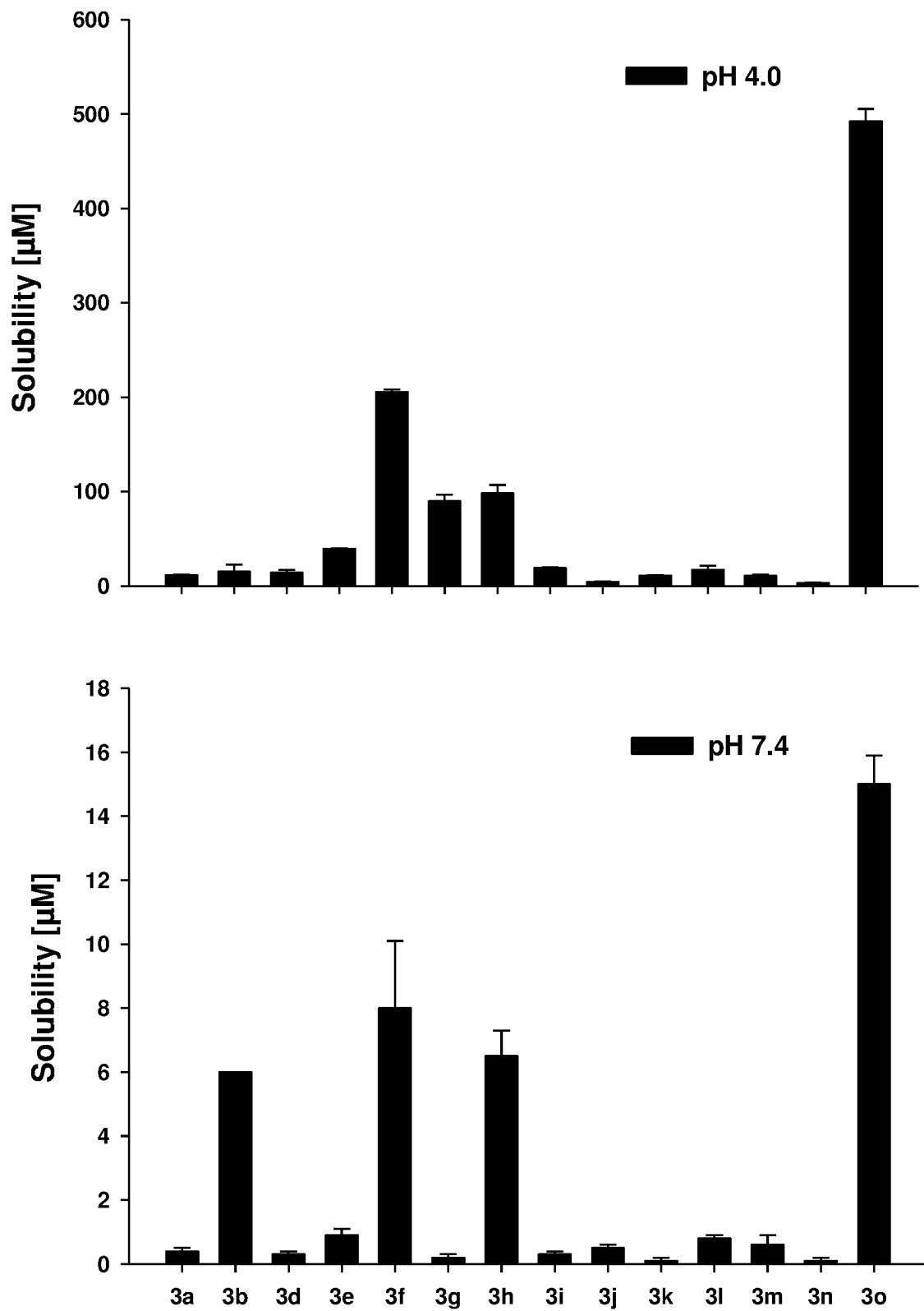


Fig. 10 cont.

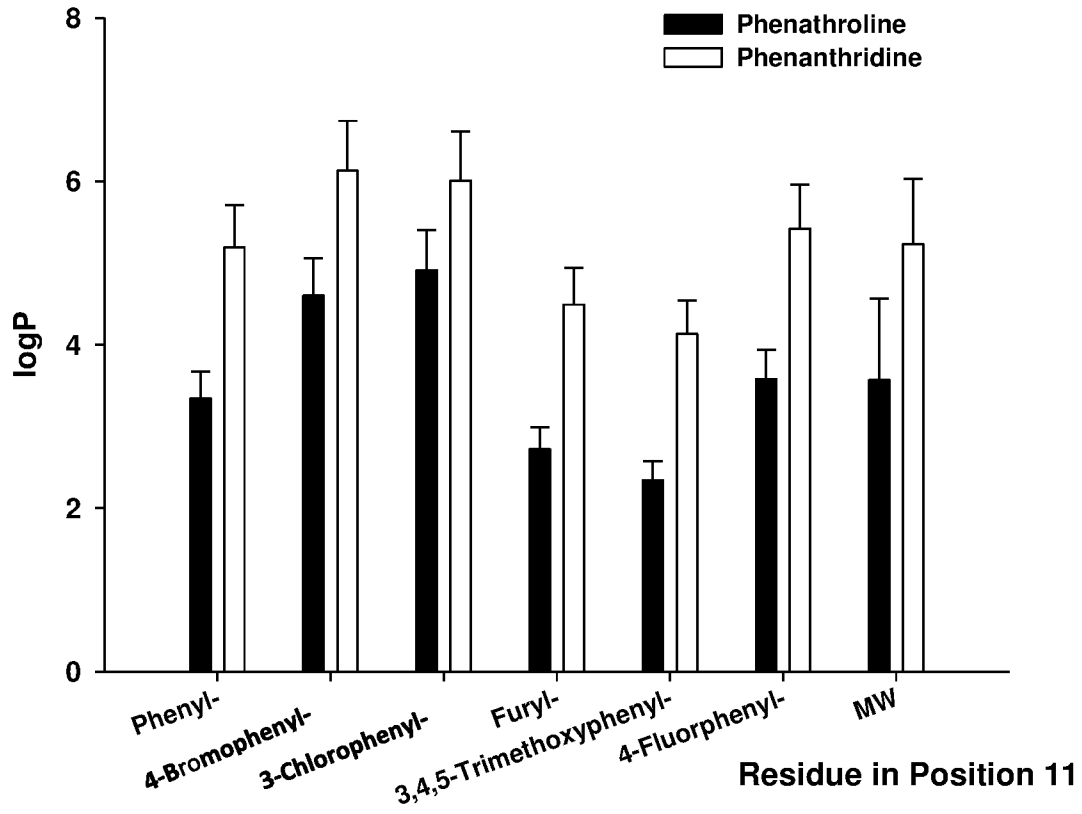


Fig. 11