

[54] HANDSET TELEPHONE

[76] Inventor: Peter Lee, 4th Fl., 7, Alley 25, Lane 300, Jen Ai Rd., Sec. 4, Taipei, Taiwan

[**] Term: 14 Years

[21] Appl. No.: 810,681

[22] Filed: Dec. 19, 1985

[52] U.S. Cl. D14/64; D14/53

[58] Field of Search D14/53, 59, 64, 60, D14/69, 63; 179/179, 100 R, 100 D, 102, 103; D21/211

[56] References Cited

U.S. PATENT DOCUMENTS

D. 225,149	11/1972	Polumbo	D14/69
D. 245,866	9/1977	Schulkenfrei	D25/16
D. 258,734	3/1981	Leach	D14/69
D. 260,018	7/1981	Thomas	D14/53
D. 262,024	11/1981	Thomas	D14/53
D. 276,520	11/1984	Breslow et al.	D14/64
D. 281,686	12/1985	Rivette et al.	D14/53

D. 282,544	2/1986	Wu	D14/53
D. 284,468	7/1986	Matras	D14/53
D. 284,658	7/1966	Hazlett	D14/53

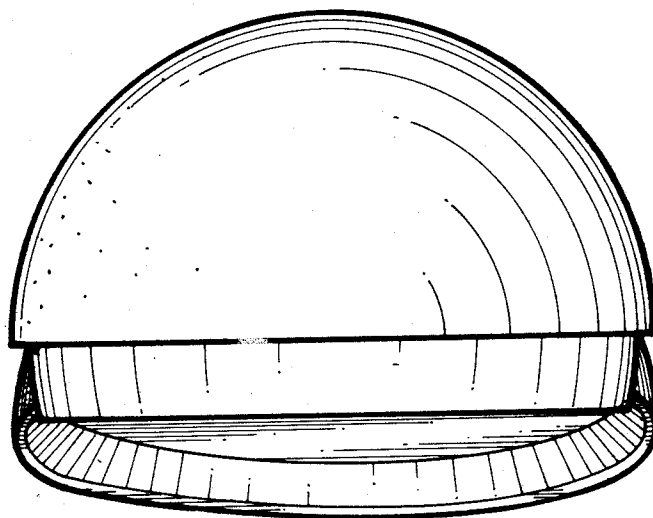
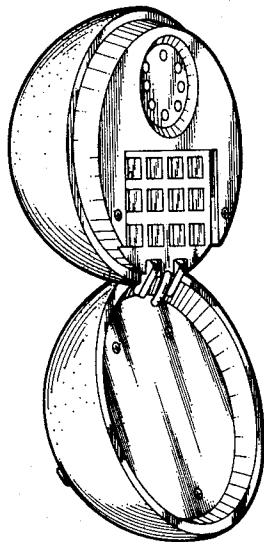
Primary Examiner—Wallace R. Burke
Assistant Examiner—Horace B. Fay
Attorney, Agent, or Firm—Holman & Stern

[57] CLAIM

The ornamental design for a handset telephone, as shown and described.

DESCRIPTION

FIG. 1 is a partial left side, and partial front perspective view of a handset telephone showing my new design; FIG. 2 is a front elevational view thereof shown in open position; FIG. 3 is a left side elevational view, the side opposite being a mirror image; FIG. 4 is a top plan view thereof; FIG. 5 is a bottom plan view thereof; FIG. 6 is a rear elevation view thereof, shown in opened position; and FIG. 7 is a front elevational view thereof, shown in closed position.



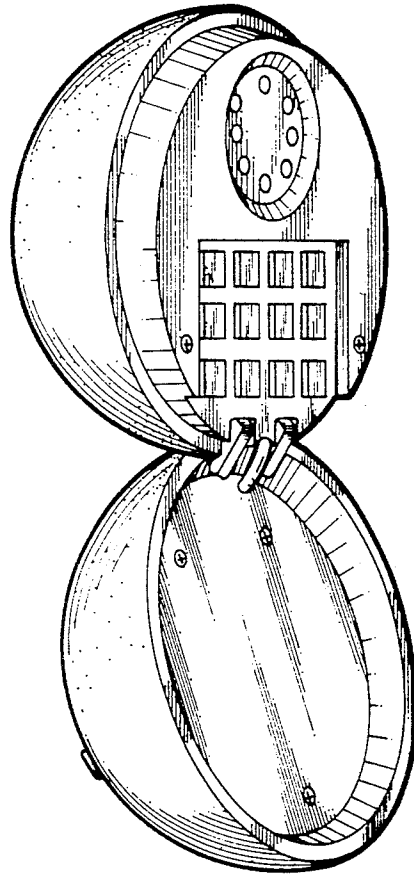


FIG · 1

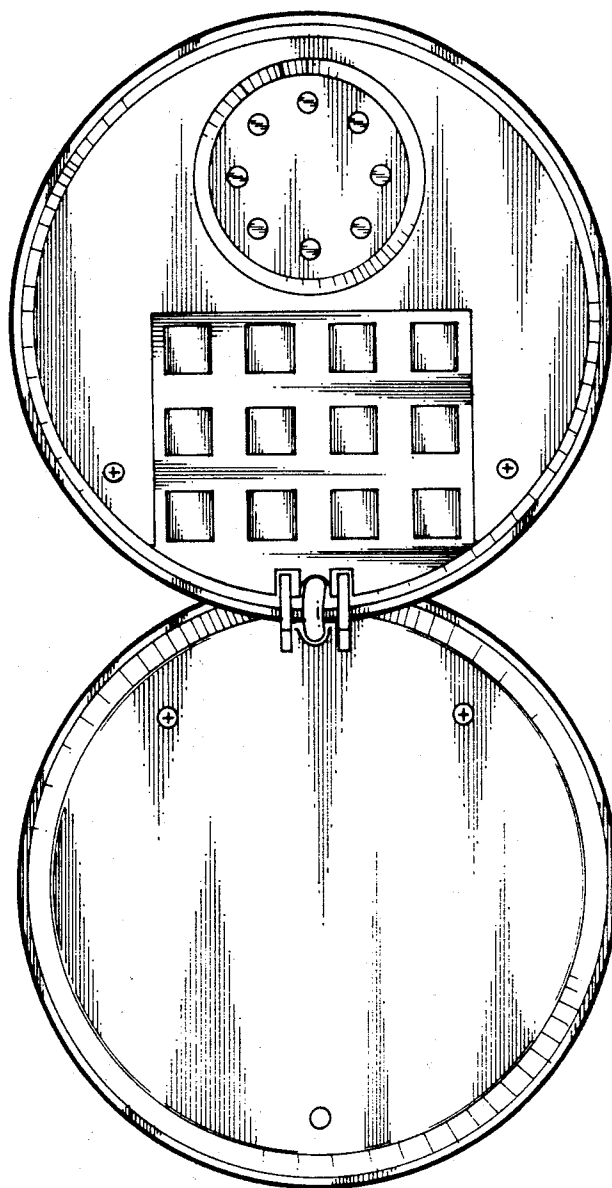


FIG · 2

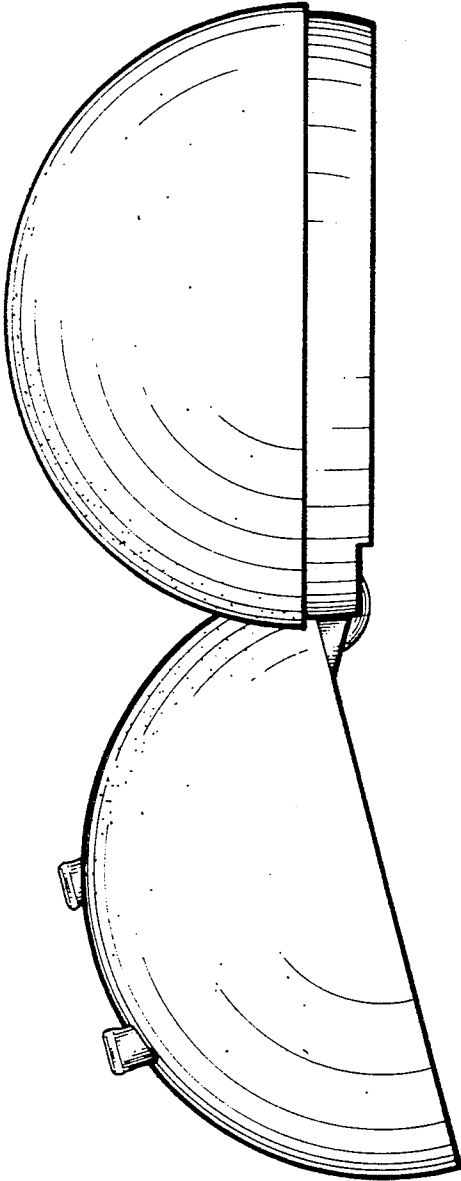


FIG · 3

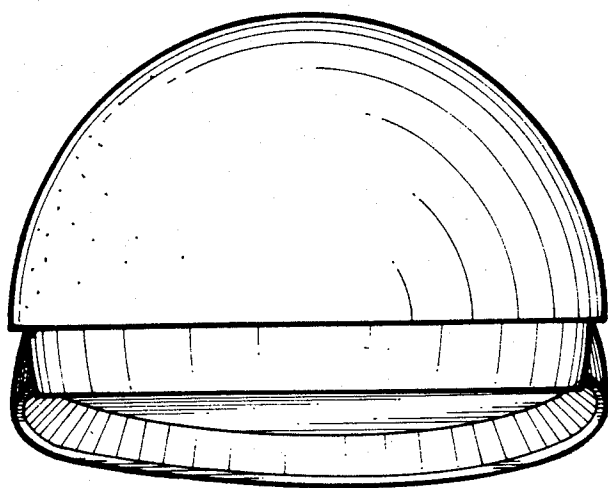


FIG. 4

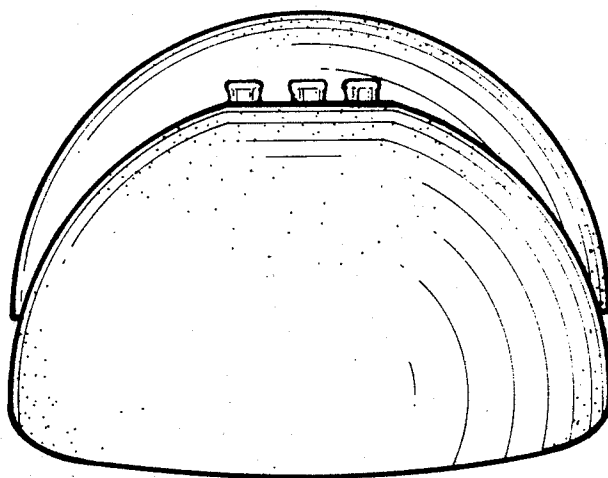


FIG. 5

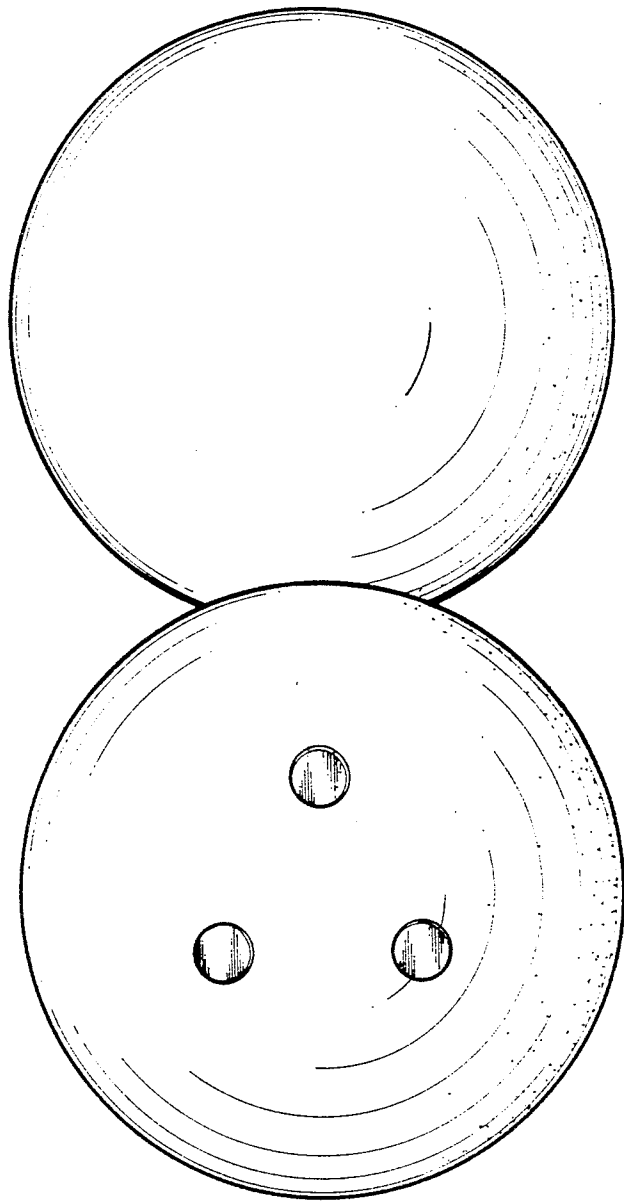


FIG · 6

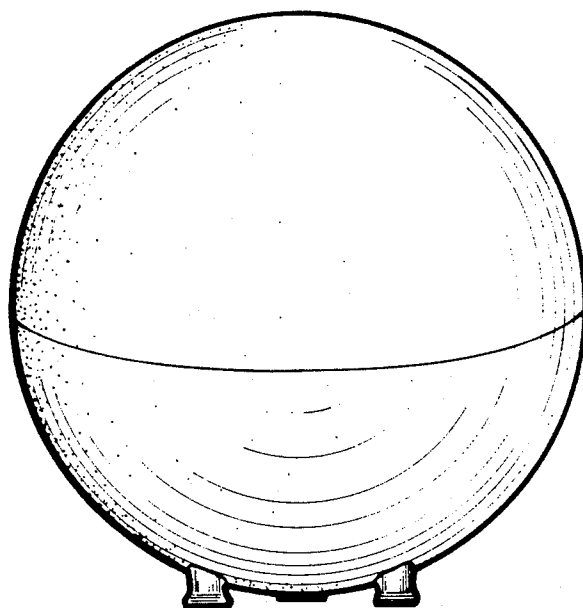


FIG. 7