



US00D383539S

United States Patent [19] Croley

[11] Patent Number: Des. 383,539
[45] Date of Patent: **Sep. 9, 1997

[54] **HANDLE FOR A SURGICAL INSTRUMENT**

4,950,273 8/1990 Briggs 606/205 X
5,409,478 4/1995 Gerry et al. 606/1

[75] Inventor: **Curt D. Croley**, Cincinnati, Ohio

[73] Assignee: **Ethicon Endo-Surgery, Inc.**,
Cincinnati, Ohio

[**] Term: **14 Years**

Primary Examiner—Ruth McInroy
Assistant Examiner—I. Simmons

[21] Appl. No.: **49,828**

[22] Filed: **Feb. 1, 1996**

[51] **LOC (6) CL** **24-02**

[52] **U.S. CL** **D24/143; D24/133; D24/145;**
D24/146; D24/147

[58] **Field of Search** D24/143, 147,
D24/145, 146; 606/205, 206, 207, 208,
45, 46, 48, 52, 174, 83, 139, 142, 219,
50

[57] **CLAIM**

The ornamental design for a handle for a surgical instrument, as shown and described.

DESCRIPTION

FIG. 1 is a perspective view of a handle for a surgical instrument as seen from the front, tip and left side, showing my new design;

FIG. 2 is a left side elevational view thereof, the right side elevation being a mirror image;

FIG. 3 is a top plan view thereof;

FIG. 4 is a bottom plan view thereof;

FIG. 5 is a front elevational view thereof; and,

FIG. 6 is a rear elevational view thereof.

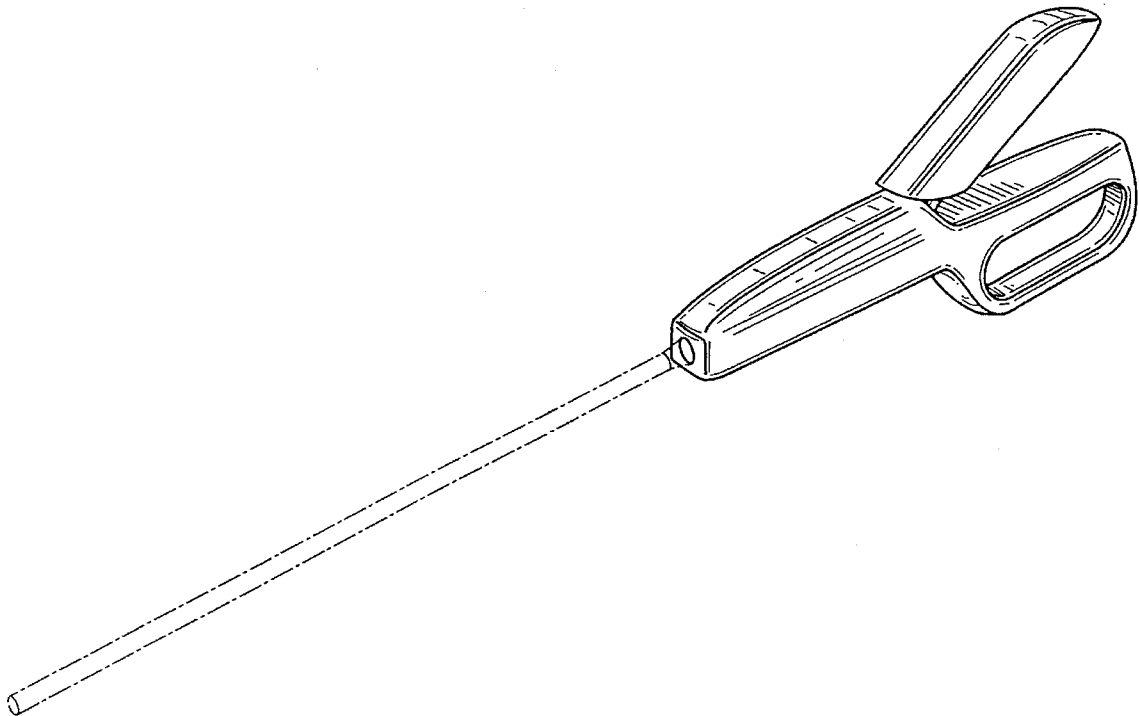
The broken line showing in the FIGS. 1 through 4 are for illustrative purposes only and forms no part of the claimed design.

[56] **References Cited**

U.S. PATENT DOCUMENTS

D. 343,453 1/1994 Noda D24/144 X
D. 345,212 3/1994 Brancel et al. D24/146 X
D. 357,980 5/1995 Elk et al. D24/143

1 Claim, 4 Drawing Sheets



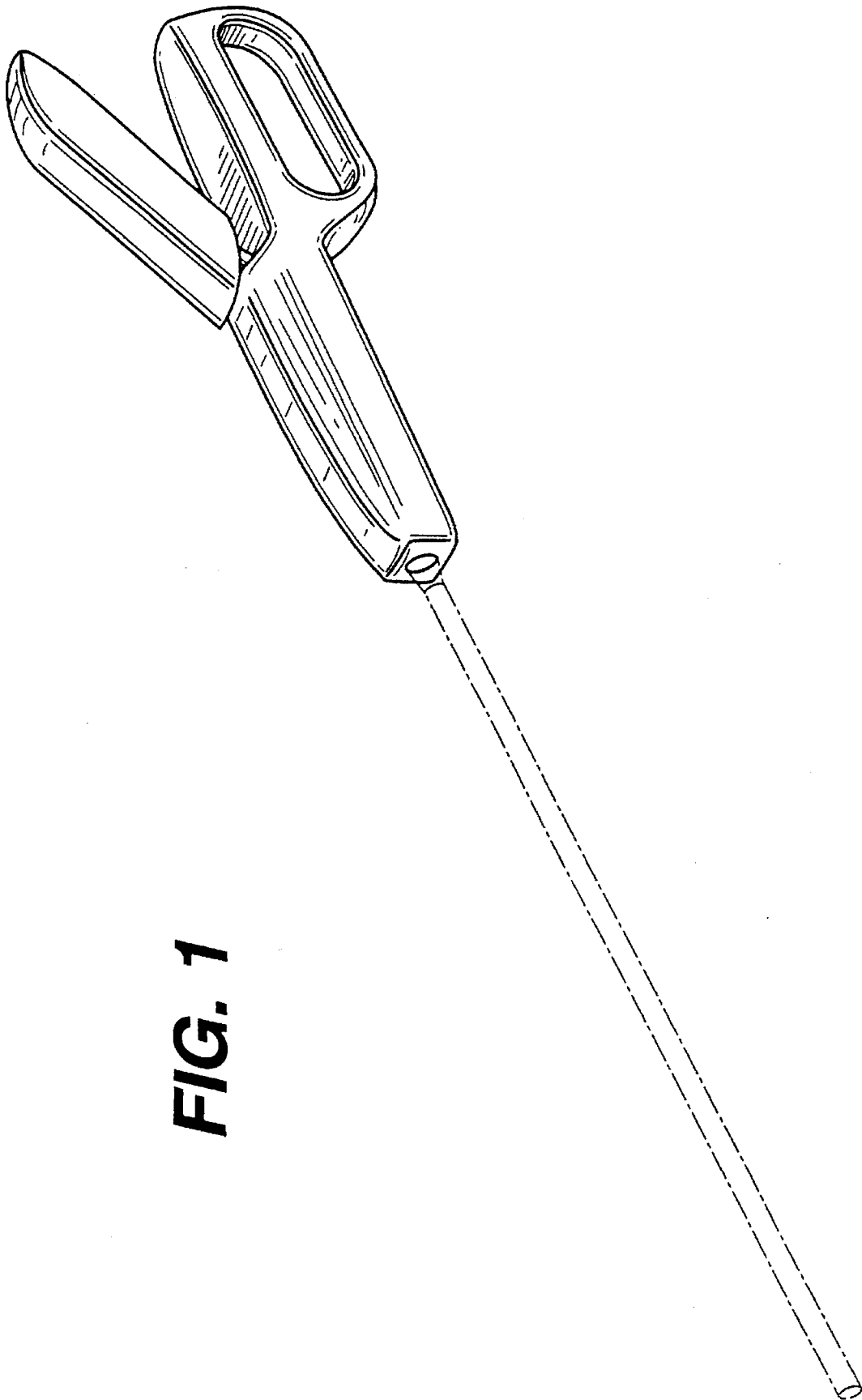


FIG. 1

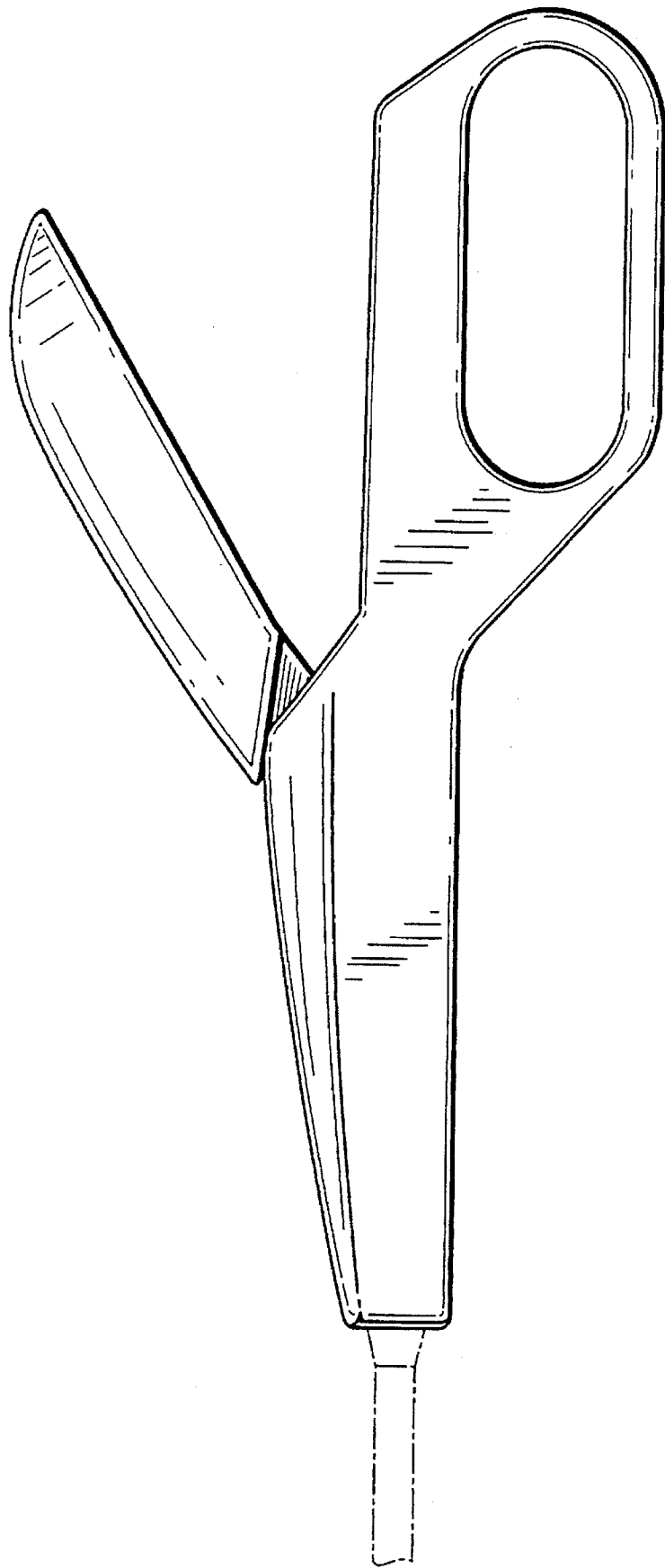


FIG. 2

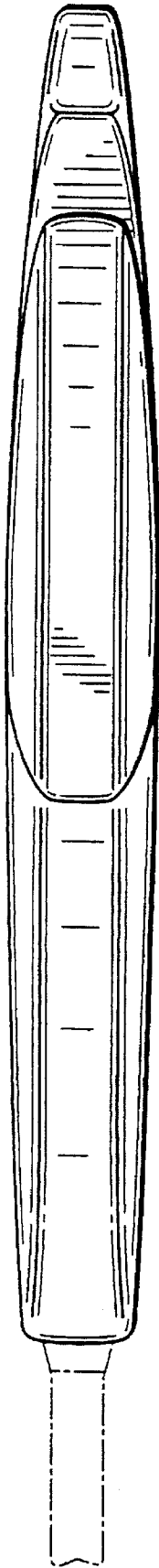


FIG. 3




FIG. 4

FIG. 5

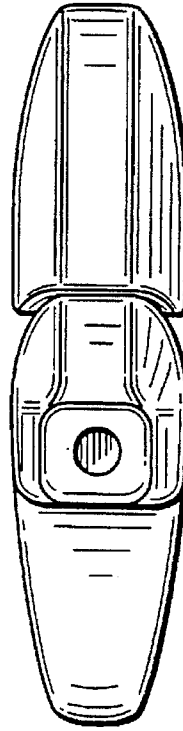


FIG. 6

