



US00D580942S

(12) **United States Design Patent**
Oshiro et al.

(10) **Patent No.:** **US D580,942 S**

(45) **Date of Patent:** **** Nov. 18, 2008**

(54) **GRAPHICAL USER INTERFACE FOR A PORTION OF A DISPLAY SCREEN**

(75) Inventors: **Marc S. Oshiro**, Seattle, WA (US);
Veronica Y. Law, Seattle, WA (US)

(73) Assignee: **Microsoft Corporation**, Redmond, WA (US)

(**) Term: **14 Years**

(21) Appl. No.: **29/284,109**

(22) Filed: **Aug. 30, 2007**

(51) **LOC (8) Cl.** **14-04**

(52) **U.S. Cl.** **D14/485**

(58) **Field of Classification Search** D14/485,
D14/486, 487, 488, 489, 490, 491, 492, 493,
D14/494, 495; D19/6; D20/11; 455/457;
715/212, 215, 221, 227, 235, 240, 243, 246,
715/277, 700, 716, 719, 727, 728, 730, 748,
715/750, 753, 756, 759, 762, 763, 768, 769,
715/771, 777, 779, 780, 792, 793, 799, 800,
715/808, 809, 810, 825, 834, 835, 837, 840,
715/841, 843, 846, 848, 851, 859, 860, 861,
715/864, 962, 964, 968, 969, 975; 345/440.2,
345/442, 22, 24, 902

See application file for complete search history.

(56) **References Cited**

U.S. PATENT DOCUMENTS

5,796,398 A * 8/1998 Zimmer 715/835

D401,230 S * 11/1998 Marshall et al. D14/486
6,943,842 B2 * 9/2005 Stavely et al. 348/333.05
D546,336 S * 7/2007 Vong et al. D14/485
D550,236 S * 9/2007 Armendariz D14/487
D554,652 S * 11/2007 Shen et al. D14/485
D558,211 S * 12/2007 Dongen D14/485
2003/0038830 A1 * 2/2003 Bean et al. 345/719
2006/0161868 A1 * 7/2006 Van Dok et al. 715/835
2006/0288287 A1 * 12/2006 Hsieh et al. 715/716
2008/0022219 A1 * 1/2008 Tsai et al. 715/769
2008/0126984 A1 * 5/2008 Fleishman et al. 715/810

* cited by examiner

Primary Examiner—Freda S. Nunn

Assistant Examiner—Angela J Lee

(74) *Attorney, Agent, or Firm*—Banner & Witcoff, Ltd.

(57) **CLAIM**

The ornamental design for a graphical user interface for a portion of a display screen, as shown and described.

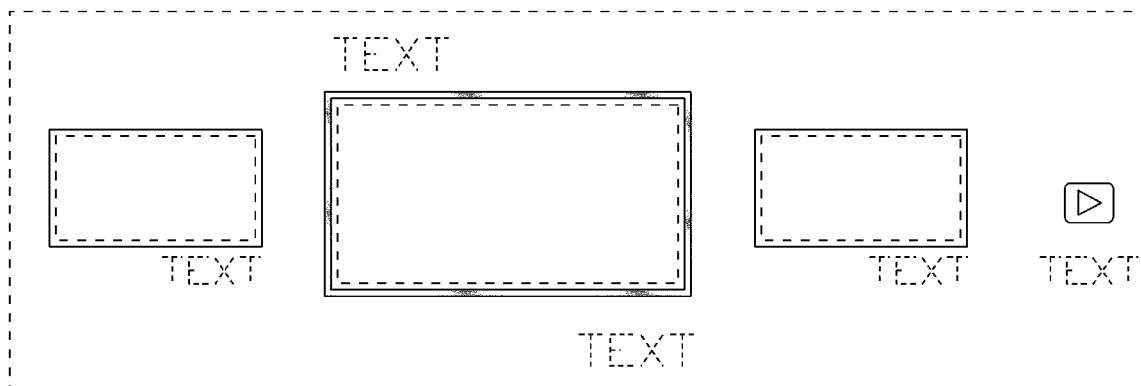
DESCRIPTION

FIG. 1 is a front view of a user interface for a portion of a display screen showing our new design; and,

FIG. 2 is an enlarged view of a portion of FIG. 1 including the claimed region.

The broken line rectangles and the unshaded areas there within form no part of the claimed design. The broken line showing of a display screen and text is included for the purpose of illustrating environment and forms no part of the claimed design.

1 Claim, 2 Drawing Sheets



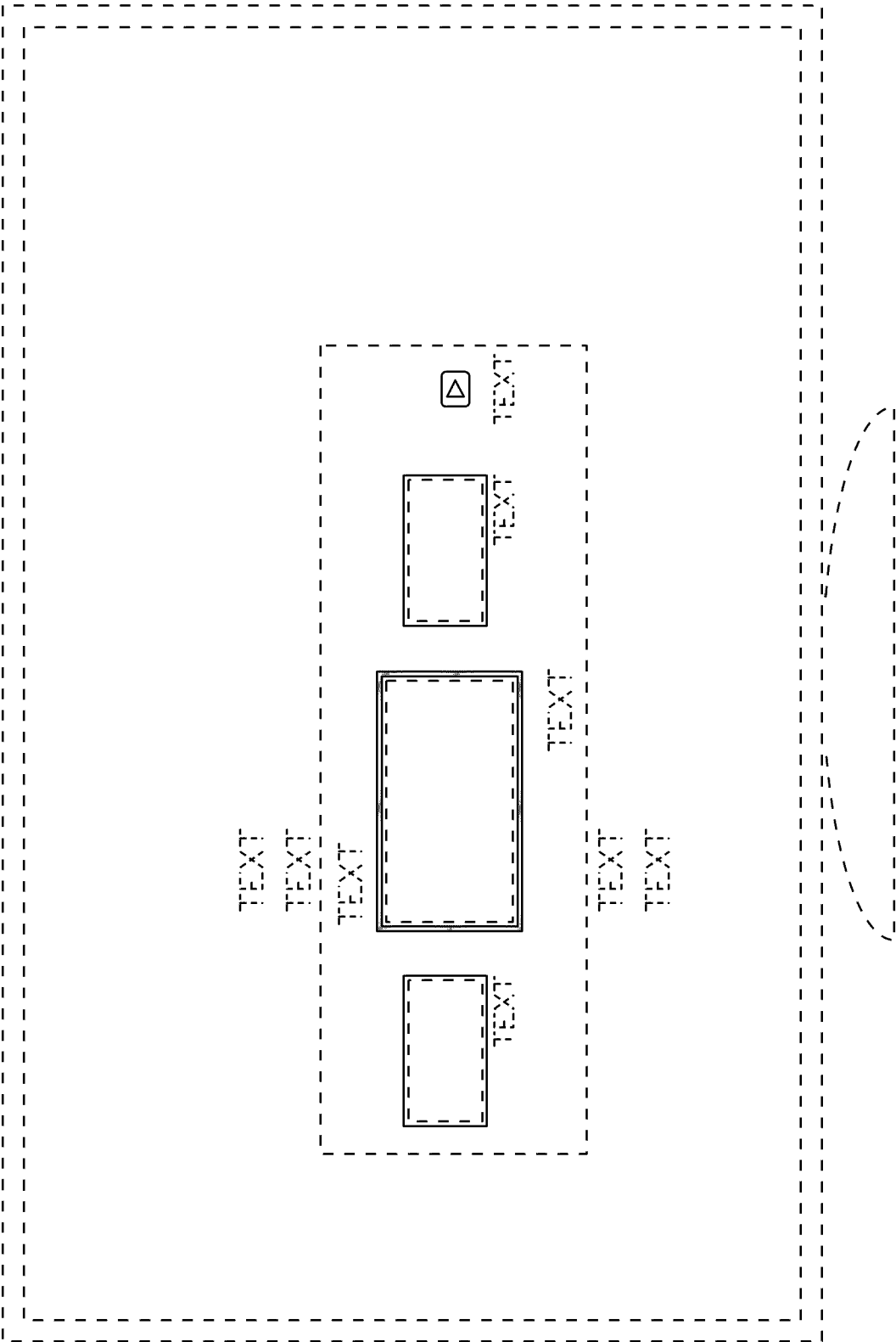


FIG. 1

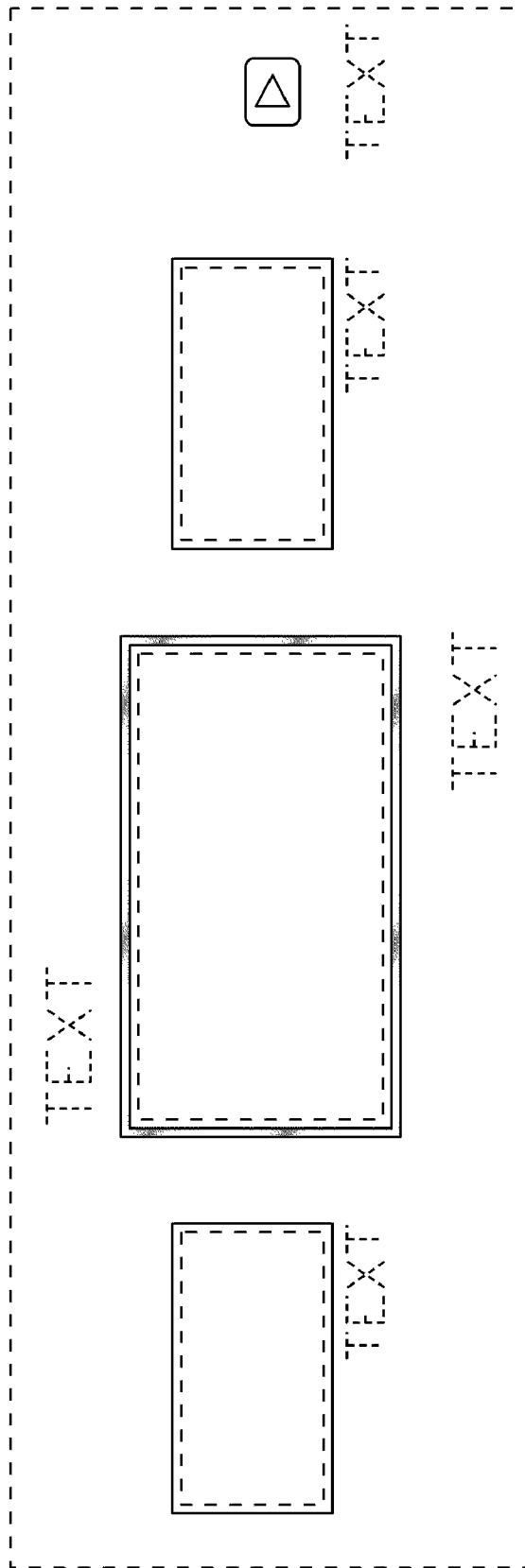


FIG. 2