



(51) International Patent Classification:

C07D 471/08 (2006.01) A61K 31/439 (2006.01)
C07D 471/10 (2006.01) A61P 25/04 (2006.01)

(21) International Application Number:

PCT/IB2014/002885

(22) International Filing Date:

23 December 2014 (23.12.2014)

(25) Filing Language:

English

(26) Publication Language:

English

(30) Priority Data:

61/920,931 26 December 2013 (26.12.2013) US

(71) Applicant (for all designated States except US): **PURDUE PHARMA L.P.** [US/US]; One Stamford Forum, 201 Tresser Boulevard, Stamford, CT 06901-3431 (US).

(72) Inventor; and

(71) Applicant (for US only): **LOCKMAN, Jeffrey** [US/US]; 26 Dunbar Drive, Princeton Junction, NJ 08550 (US).

(81) Designated States (unless otherwise indicated, for every kind of national protection available): AE, AG, AL, AM,

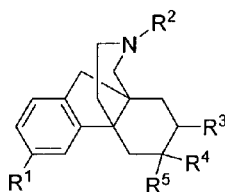
AO, AT, AU, AZ, BA, BB, BG, BH, BN, BR, BW, BY, BZ, CA, CH, CL, CN, CO, CR, CU, CZ, DE, DK, DM, DO, DZ, EC, EE, EG, ES, FI, GB, GD, GE, GH, GM, GT, HN, HR, HU, ID, IL, IN, IR, IS, JP, KE, KG, KN, KP, KR, KZ, LA, LC, LK, LR, LS, LU, LY, MA, MD, ME, MG, MK, MN, MW, MX, MY, MZ, NA, NG, NI, NO, NZ, OM, PA, PE, PG, PH, PL, PT, QA, RO, RS, RU, RW, SA, SC, SD, SE, SG, SK, SL, SM, ST, SV, SY, TH, TJ, TM, TN, TR, TT, TZ, UA, UG, US, UZ, VC, VN, ZA, ZM, ZW.

(84) Designated States (unless otherwise indicated, for every kind of regional protection available): ARIPO (BW, GH, GM, KE, LR, LS, MW, MZ, NA, RW, SD, SL, ST, SZ, TZ, UG, ZM, ZW), Eurasian (AM, AZ, BY, KG, KZ, RU, TJ, TM), European (AL, AT, BE, BG, CH, CY, CZ, DE, DK, EE, ES, FI, FR, GB, GR, HR, HU, IE, IS, IT, LT, LU, LV, MC, MK, MT, NL, NO, PL, PT, RO, RS, SE, SI, SK, SM, TR), OAPI (BF, BJ, CF, CG, CI, CM, GA, GN, GQ, GW, KM, ML, MR, NE, SN, TD, TG).

Published:

— with international search report (Art. 21(3))

(54) Title: PROPELLANE-BASED COMPOUNDS AND THEIR USE AS OPIOID RECEPTOR MODULATORS



(I)

(57) Abstract: The application is directed to compounds of Formula (I) and pharmaceutically acceptable salts and solvates thereof, wherein R¹-R³ are defined as set forth in the specification. The invention is also directed to use of compounds of Formula (I) to treat disorders responsive to the modulation of one or more opioid receptors, or as synthetic intermediates. Certain compounds of the present invention are especially useful for treating pain.

PROPELLANE-BASED COMPOUNDS AND THEIR USE AS OPIOID RECEPTOR MODULATORS

BACKGROUND OF THE INVENTION

Field of the Invention

[0001] This application is in the field of medicinal chemistry. The application relates to novel propellane-based compounds, including spirocyclic morphinans and pyridonemorphinan analogs, and pharmaceutical compositions comprising one or more of these compounds. The application also relates to their use.

Description of the Related Art

[0002] Pain is the most common symptom for which patients seek medical advice and treatment. While acute pain is usually self-limited, chronic pain can persist for 3 months or longer and lead to significant changes in a patient's personality, lifestyle, functional ability and overall quality of life (K.M. Foley, Pain, in *Cecil Textbook of Medicine* 100-107, J.C. Bennett and F. Plum eds., 20th ed. 1996).

[0003] Pain has traditionally been managed by administering either a non-opioid analgesic (such as acetylsalicylic acid, choline magnesium trisalicylate, acetaminophen, ibuprofen, fenoprofen, diflunisal or naproxen), or an opioid analgesic (such as morphine, hydromorphone, methadone, levorphanol, fentanyl, oxycodone, oxymorphone, or buprenorphine).

[0004] Until recently, there was evidence of three major classes of opioid receptors in the central nervous system (CNS), with each class having subtype receptors. These receptor classes are known as μ , δ and κ . As opiates have a high affinity to these receptors while not being endogenous to the body, research followed in order to identify and isolate the endogenous ligands to these receptors. These ligands were identified as endorphins, enkephalins, and dynorphins, respectively. Additional experimentation has led to the identification of the opioid receptor-like (ORL-1) receptor, which has a high degree of homology to the known opioid receptor classes. This more recently discovered receptor was classified as an opioid receptor based only on structural grounds, as the receptor did not exhibit pharmacological homology. It was initially demonstrated that non-selective ligands having a high affinity for μ , δ and κ receptors had low affinity for the ORL-1

receptor. This characteristic, along with the fact that an endogenous ligand had not yet been discovered, led to the ORL-1 receptor being designated as an "orphan receptor".

[0005] Kappa (κ) opioid receptor agonists have been evaluated as alternatives to existing analgesics for the treatment of pain. Centrally penetrating κ agonists produce antinociceptive effects in conventional preclinical assays of basal, inflammatory and neuropathic pain (Vanderah *et al.*, *J. Pharmacol. Exp. Ther.* 310:326-333 (2004); Negus *et al.*, *Psychopharmacology (Berl)* 210:149-159 (2010)). However, centrally penetrating κ agonists can also produce undesirable side-effects, such as sedative and psychotomimetic effects (Pande *et al.*, *Clin. Neuropharmacol.* 19:92-97 (1996); Pande *et al.*, *Clin. Neuropharmacol.* 19:451-456 (1996); and Wadenberg, *CNS Drug Rev.* 9:187-198 (2003)).

[0006] Opioid receptor agonists that do not readily cross the blood-brain barrier are peripherally restricted and distribute poorly to the central nervous system after systemic administration. Such compounds would retain an ability to produce analgesia by acting on peripheral opioid receptors, such as peripheral κ -opioid receptors, but their potency to produce centrally mediated side-effects would be reduced.

[0007] There is a need for effective analgesics that work by acting on opioid receptors. There is also a need for analgesics that work by acting on peripheral opioid receptors. There is also a need for analgesics that work by acting on central opioid receptors. There is also a need for analgesics that work by acting on κ -opioid receptors. There is also a need for analgesics that work by acting on peripheral κ -opioid receptors.

BRIEF SUMMARY OF THE INVENTION

[0008] In one aspect, the present disclosure provides compounds represented by Formulae I-XVII, below, and the pharmaceutically acceptable salts and solvates thereof, collectively referred to herein as "Compounds of the Invention" (each is individually referred to hereinafter as a "Compound of the Invention").

[0009] In another aspect, the present disclosure provides the use of Compounds of the Invention as synthesis intermediates.

[0010] In another aspect, the present disclosure provides the use of Compounds of the Invention as modulators of one or more opioid receptors. Specifically, the present

disclosure provides the use of Compounds of the Invention as modulators of μ , δ , κ , and/or ORL-1 opioid receptors, and especially modulators of μ and/or κ opioid receptors.

[0011] In another aspect, the present disclosure provides a method of treating or preventing a disorder responsive to the modulation of one or more opioid receptors in a patient, comprising administering to the patient an effective amount of a Compound of the Invention.

[0012] In another aspect, the present disclosure provides a use of a Compound of the Invention as an analgesic to treat or prevent pain; or as an agent to treat or prevent withdrawal from alcohol or drug addiction; or as an agent to treat or prevent addictive disorders; or as an agent to treat a pruritic condition; or as an agent to treat or prevent constipation; or as an agent to treat or prevent diarrhea (each of pain, alcohol withdrawal, drug withdrawal, addictive disorders, pruritis, constipation, and diarrhea being a "Condition").

[0013] The present invention further provides methods of treating or preventing a Condition, comprising administering to a patient in need thereof a therapeutically effective amount of a Compound of the Invention. In certain embodiments, the Condition is pain (including acute pain, chronic pain (which includes but is not limited to, neuropathic pain, postoperative pain, and inflammatory pain), and surgical pain). The Compounds of the Invention are particularly useful for treating or preventing chronic pain.

[0014] In another aspect, the present disclosure provides a pharmaceutical composition comprising a therapeutically effective amount of a Compound of the Invention and one or more pharmaceutically acceptable carriers. Such compositions are useful for treating or preventing a Condition in a patient.

[0015] In another aspect, the present disclosure provides Compounds of the Invention for use in treatment or prevention of a disorder responsive to the modulation of one or more opioid receptors. Preferably, the disorder is responsive to modulation of the μ -opioid receptor or the κ -opioid receptor, or to modulation of both the μ -opioid receptor and the κ -opioid receptor.

[0016] In another aspect, the present disclosure provides a method of modulating one or more opioid receptors in a patient in need of said modulation, comprising administering to the patient an opioid receptor modulating amount of a Compound of the Invention.

- [0017] In another aspect, the present disclosure provides Compounds of the Invention for use in treatment or prevention of one or more Conditions in a patient in need of said treatment or prevention.
- [0018] In another aspect, the present disclosure provides Compounds of the Invention for use in treatment or prevention of pain in a patient, such as acute pain, chronic pain (which includes but is not limited to, neuropathic pain, postoperative pain, and inflammatory pain), or surgical pain.
- [0019] In another aspect, the present disclosure provides Compounds of the Invention for use in modulation of one or more opioid receptors in a patient.
- [0020] In another aspect, the present disclosure provides use of Compounds of the Invention in the manufacture of a medicament for treating or preventing a disorder responsive to the modulation of one or more opioid receptors.
- [0021] In another aspect, the present disclosure provides use of Compounds of the Invention in the manufacture of a medicament for modulating of one or more opioid receptors in a patient. Preferably, the μ - or κ -opioid receptor is modulated, or both the μ - and κ -opioid receptors are modulated.
- [0022] In another aspect, the present disclosure provides Compounds of the Invention for use as a medicament.
- [0023] In another aspect, the present disclosure provides use of a Compound of the Invention in the manufacture of a medicament for treating or preventing a Condition in a patient.
- [0024] In another aspect, the present disclosure provides use of a Compound of the Invention in the manufacture of a medicament for treating or preventing pain in a patient, such as acute pain, chronic pain, or surgical pain.
- [0025] In another aspect, the present disclosure provides a pharmaceutical composition, comprising a Compound of the Invention for treating or preventing a disorder responsive to the modulation of one or more opioid receptors.
- [0026] The present invention further provides methods for preparing a pharmaceutical composition, comprising admixing a Compound of the Invention and a pharmaceutically acceptable carrier to form the pharmaceutical composition.
- [0027] In another aspect, the present invention provides radiolabeled Compounds of the Invention, especially ^1H , ^{11}C and ^{14}C radiolabeled Compounds of the Invention, and the

use of such compounds as radioligands to detect binding to an opioid receptor in screening assays.

[0028] In another aspect, the present invention provides a method for screening a candidate compound for the ability to bind to an opioid receptor, comprising a) introducing a fixed concentration of a radiolabeled Compound of the Invention to the receptor under conditions that permit binding of the radiolabeled compound to the receptor to form a complex; b) titrating the complex with a candidate compound; and c) determining the binding of the candidate compound to said receptor.

[0029] In a further aspect, the invention relates to a kit, comprising a sterile container containing an effective amount of a Compound of the Invention and instructions for therapeutic use.

[0030] Additional embodiments and advantages of the disclosure will be set forth, in part, in the description that follows, and will flow from the description, or can be learned by practice of the disclosure. The embodiments and advantages of the disclosure will be realized and attained by means of the elements and combinations particularly pointed out in the appended claims.

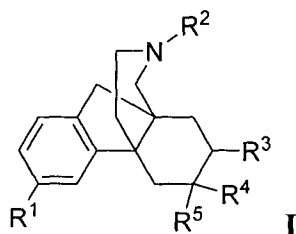
[0031] It is to be understood that both the foregoing summary and the following detailed description are exemplary and explanatory only, and are not restrictive of the invention as claimed.

DETAILED DESCRIPTION OF THE INVENTION

[0032] Certain Compounds of the Invention are useful for modulating a pharmacodynamic response from one or more opioid receptors (μ , δ , κ , ORL-1) either centrally or peripherally, or both. The pharmacodynamic response may be attributed to the compound either stimulating (agonizing) or inhibiting (antagonizing) the one or more receptors. Certain Compounds of the Invention may antagonize one or more opioid receptors, while also agonizing one or more other receptors. Compounds of the Invention having agonist activity may be either full or partial agonists.

[0033] One aspect of the invention is based on the use of certain Compounds of the Invention as synthesis intermediates.

[0034] In one embodiment, Compounds of the Invention are compounds represented by Formula I:



and the pharmaceutically acceptable salts and solvates thereof, wherein:

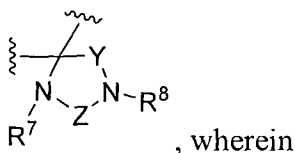
[0035] R^1 is hydrogen, hydroxy, halo, cyano, carboxy, or aminocarbonyl; or alkyl, alkenyl, alkynyl, alkoxy, alkenyloxy or alkynyloxy, any of which is optionally substituted with 1, 2, or 3 substituents, each independently selected from the group consisting of hydroxy, halo, haloalkyl, amino, alkylamino, dialkylamino, carboxy, alkoxy, alkoxycarbonyl, aryl, heteroaryl, heterocyclo, cycloalkyl, and cycloalkenyl, wherein said aryl, heteroaryl, heterocyclo, cycloalkyl, and cycloalkenyl are optionally substituted with 1, 2, or 3 independently selected R^6 groups; or $-O-PG$, wherein PG is a hydroxyl protecting group;

[0036] R^2 is

(a) hydrogen or carboxamido; or

(b) alkyl, alkenyl, alkynyl, cycloalkyl, cycloalkenyl, heterocyclo, aryl, heteroaryl, (cycloalkyl)alkyl, (cycloalkenyl)alkyl, (heterocyclo)alkyl, arylalkyl, heteroarylalkyl, alkylcarbonyl, alkoxycarbonyl, (arylalkoxy)carbonyl, or (heteroarylalkoxy)carbonyl, any of which is optionally substituted with 1, 2, or 3 substituents, each independently selected from the group consisting of hydroxy, alkyl, halo, haloalkyl, amino, alkylamino, dialkylamino, carboxy, alkoxy, alkoxycarbonyl, aryl, heteroaryl, heterocyclo, cycloalkyl, and cycloalkenyl, wherein said aryl, heteroaryl, heterocyclo, cycloalkyl, and cycloalkenyl are optionally substituted with 1, 2, or 3 independently selected R^6 groups;

[0037] R^3 is hydrogen, and R^4 and R^5 together form a spirocyclic ring



[0038] R^7 and R^8 are each independently selected from the group consisting of hydrogen; cycloalkyl; cycloalkenyl; heterocyclo; aryl; heteroaryl; alkyl optionally substituted with 1 or 2 substituents, each independently selected from the group consisting of hydroxy, halo, haloalkyl, cyano, nitro, amino, alkylamino, dialkylamino, carboxy, alkoxy,

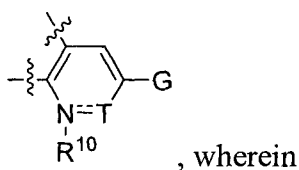
alkoxycarbonyl, carboxamido, cycloalkyl, cycloalkenyl, heterocyclo, aryl, and heteroaryl; and an amine protecting group; wherein said cycloalkyl, cycloalkenyl, heterocyclo, aryl, and heteroaryl are optionally substituted with 1, 2, or 3 independently selected R⁶ groups;

[0039] Y is C=O or CH₂;

[0040] Z is C=O or CHR⁹;

[0041] wherein R⁹ is hydrogen, C₁₋₆ alkyl, or phenyl optionally substituted with 1, 2, or 3 independently selected R⁶ groups; or

[0042] R⁵ is hydrogen (or absent), and R³ and R⁴ together form a fused ring



[0043] --- is a single bond or a double bond;

[0044] R¹⁰ is absent, hydrogen or alkyl;

[0045] T is C(=O) or COR^{10a}; wherein

[0046] R^{10a} is hydrogen or alkyl; provided that

[0047] 1) when R¹⁰ is hydrogen or alkyl, then --- is a single bond and T is C(=O); and

[0048] 2) when R¹⁰ is absent, then --- is a double bond and T is COR^{10a};

[0049] G is -C(=O)R¹¹, wherein

[0050] R¹¹ is selected from the group consisting of

- (a) OH;
- (b) optionally substituted alkoxy;
- (c) -NR¹²R¹³;
- (d) optionally substituted aryl;
- (e) optionally substituted heteroaryl;
- (f) optionally substituted cycloalkyl;
- (g) optionally substituted cycloalkenyl;
- (h) optionally substituted heterocyclo;
- (i) optionally substituted arylalkyl;
- (j) optionally substituted heteroarylalkyl;
- (k) optionally substituted (cycloalkyl)alkyl;
- (l) optionally substituted (cycloalkenyl)alkyl; and
- (m) optionally substituted (heterocyclo)alkyl; wherein

[0051] two adjacent carbon atoms of said optionally substituted cycloalkyl and optionally substituted cycloalkenyl rings are optionally fused to a phenyl ring; and wherein

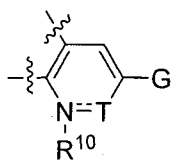
[0052] R^{12} is hydrogen or alkyl;

[0053] R^{13} is selected from the group consisting of hydrogen, optionally substituted carboxyalkyl, optionally substituted (alkoxycarbonyl)alkyl, optionally substituted (carboxamido)alkyl, hydroxyalkyl, alkyl, cycloalkyl, cycloalkenyl, heterocyclo, aryl, heteroaryl, (cycloalkyl)alkyl, (cycloalkenyl)alkyl, (heterocyclo)alkyl, arylalkyl, and heteroarylalkyl, wherein two adjacent carbon atoms of said cycloalkyl and cycloalkenyl rings are optionally fused to a phenyl ring; and wherein said cycloalkyl, cycloalkenyl, heterocyclo, aryl and heteroaryl, and said cycloalkyl, cycloalkenyl, heterocyclo, aryl and heteroaryl portions are optionally substituted with 1, 2, or 3 independently selected R^6 groups; or

[0054] R^{12} and R^{13} together with the nitrogen atom to which they are attached form an optionally substituted heterocyclic ring; and

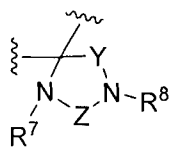
[0055] each R^6 is independently selected from the group consisting of hydroxy, halo, alkyl, haloalkyl, cyano, nitro, amino, alkylamino, dialkylamino, carboxy, alkoxy, and alkoxycarbonyl.

[0056] It is well understood by an ordinarily skilled artisan that, when R^3 and R^4 together form a fused ring



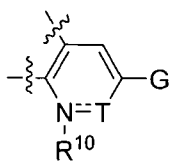
[0057] , R^5 must be absent.

[0058] In another embodiment, Compounds of the Invention are compounds of Formula I, and the pharmaceutically acceptable salts and solvates thereof, wherein R^3 is hydrogen, and R^4 and R^5 together form a spirocyclic ring



, wherein R^7 and R^8 are as defined in connection with Formula I.

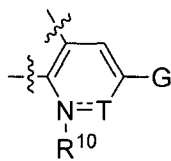
[0059] In another embodiment, Compounds of the Invention are compounds of Formula I, and the pharmaceutically acceptable salts and solvates thereof, wherein, R^3 and R^4 , together with the carbon atoms they are attached to, form a fused ring as follows:



, and R^5 is absent,

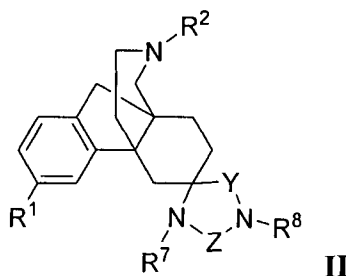
wherein \equiv , R^{10} , G and T are as defined in connection with Formula I.

[0060] In another embodiment, Compounds of the Invention are compounds of Formula I, and the pharmaceutically acceptable salts and solvates thereof, wherein R^5 is hydrogen, and R^3 and R^4 together form a fused ring



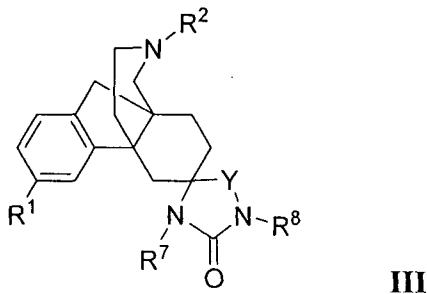
, wherein \equiv , R^{10} , G and T are as defined in connection with Formula I.

[0061] In another embodiment, Compounds of the Invention are compounds represented by Formula II:



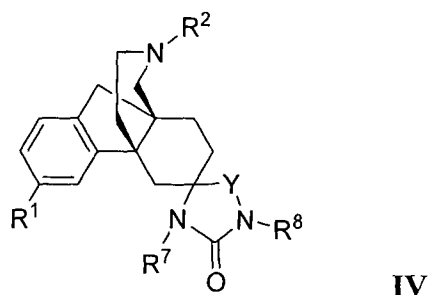
and the pharmaceutically acceptable salts and solvates thereof, wherein R^1 , R^2 , R^7 , R^8 , Z, and Y are as defined for Formula I.

[0062] In another embodiment, Compounds of the Invention are compounds of Formula I or Formula II, wherein Z is C=O, represented by Formula III:



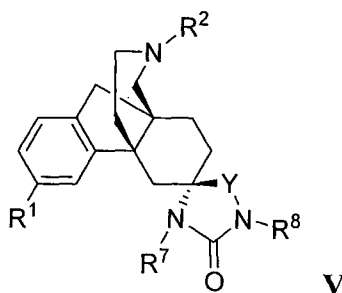
and the pharmaceutically acceptable salts and solvates thereof, wherein R^1 , R^2 , R^7 , R^8 , and Y are as defined in connection with Formula I.

[0063] In another embodiment, Compounds of the Invention are compounds represented by Formula IV:



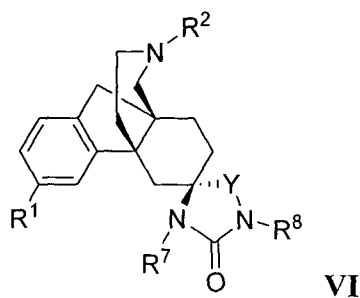
and the pharmaceutically acceptable salts and solvates thereof, wherein R^1 , R^2 , R^7 , R^8 , and Y are as defined above in connection with Formula I.

[0064] In another embodiment, Compounds of the Invention are compounds represented by Formula V:



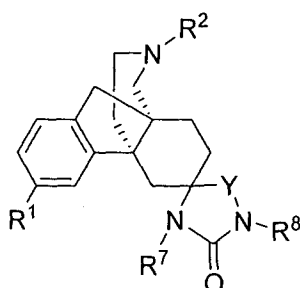
and the pharmaceutically acceptable salts and solvates thereof, wherein R^1 , R^2 , R^7 , R^8 , and Y are as defined above in connection with Formula I.

[0065] In another embodiment, Compounds of the Invention are compounds represented by Formula VI:



and the pharmaceutically acceptable salts and solvates thereof, wherein R^1 , R^2 , R^7 , R^8 , and Y are as defined for Formula I.

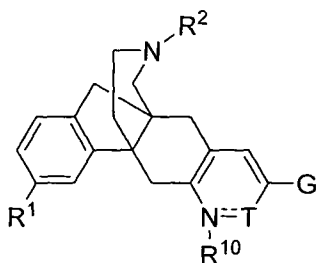
[0066] In another embodiment, Compounds of the Invention are compounds represented by Formula VII:



VII

and the pharmaceutically acceptable salts and solvates thereof, wherein R^1 , R^2 , R^7 , R^8 , and Y are as defined above in connection with Formula I.

[0067] In another embodiment, Compounds of the Invention are compounds represented by Formula VIII:



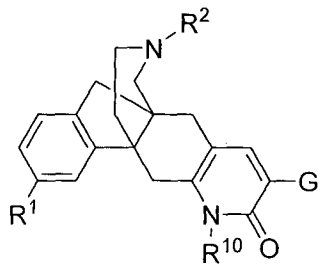
VIII

and the pharmaceutically acceptable salts and solvates thereof, wherein \equiv , R^1 , R^2 , R^{10} , G and T are as defined above in connection with Formula I.

[0068] In another embodiment, Compounds of the Invention are compounds represented by Formula VIII, and the pharmaceutically acceptable salts and solvates thereof, wherein \equiv is a single bond, R^{10} is hydrogen or alkyl, and T is C(=O).

[0069] In another embodiment, Compounds of the Invention are compounds represented by Formula VIII, and the pharmaceutically acceptable salts and solvates thereof, wherein \equiv is a double bond, R^{10} is absent, T is COR^{10a}, and R^{10a} is hydrogen or alkyl.

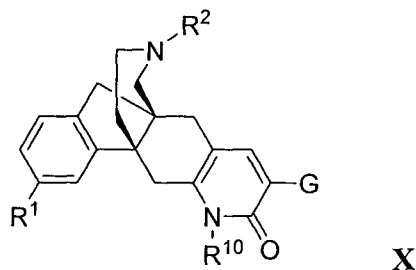
[0070] In another embodiment, Compounds of the Invention are compounds represented by Formula IX:



IX

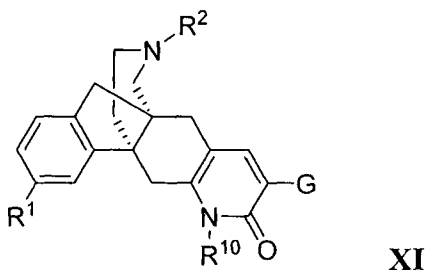
and the pharmaceutically acceptable salts and solvates thereof, wherein R^1 , R^2 , R^{10} , and G are as defined above in connection with Formula I.

[0071] In another embodiment, Compounds of the Invention are compounds represented by Formula X:



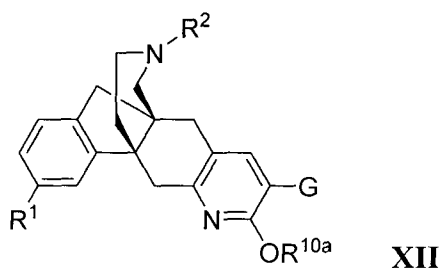
and the pharmaceutically acceptable salts and solvates thereof, wherein R^1 , R^2 , R^{10} and G are as defined above in connection with Formula I.

[0072] In another embodiment, Compounds of the Invention are compounds represented by Formula XI:



and the pharmaceutically acceptable salts and solvates thereof, wherein R^1 , R^2 , R^{10} and G are as defined above in connection with Formula I.

[0073] In another embodiment, Compounds of the Invention are compounds represented by Formula XII:



and the pharmaceutically acceptable salts and solvates thereof, wherein R^1 , R^2 , R^{10a} and G are as defined for Formula I.

[0074] In another embodiment, Compounds of the Invention are compounds of Formula I or Formula II, wherein Z is CHR^9 , wherein R^9 is hydrogen, C_{1-6} alkyl, or phenyl optionally substituted with 1, 2, or 3 independently selected R^6 groups. In one

embodiment, R⁹ is hydrogen. In another embodiment, R⁹ is C₁₋₆ alkyl, such as C₁₋₄ alkyl, and preferably methyl, ethyl, propyl, isopropyl, sec-propyl or butyl, sec-butyl and tert-butyl. In another embodiment, R⁹ is unsubstituted phenyl. In another embodiment, R⁹ is phenyl substituted with 1, 2, or 3 (preferably 1 or 2) independently selected R⁶ groups. Useful R⁶ groups include hydroxy, halo, C₁₋₆ alkyl, halo(C₁₋₆)alkyl, cyano, nitro, amino, C₁₋₆ alkylamino, di(C₁₋₆)alkylamino, carboxy, C₁₋₆ alkoxy, and C₁₋₆ alkoxy carbonyl, and preferably hydroxy, halo, C₁₋₄ alkyl, halo(C₁₋₄)alkyl, nitro, amino, C₁₋₄ alkylamino, di(C₁₋₄)alkylamino, carboxy, C₁₋₄ alkoxy, and C₁₋₄ alkoxy carbonyl.

[0075] In another embodiment, Compounds of the Invention are compounds represented by any one of Formula **I**, **II**, **III**, **IV**, **V**, **VI**, **VII**, **VIII**, **IX**, **X**, **XI**, or **XII** (referred to collectively as "Formulae **I-XII**"), wherein R¹ is hydrogen, hydroxy, halo, cyano, carboxy, or aminocarbonyl (i.e., -C(=O)NH₂). In another embodiment, R¹ is hydroxy.

[0076] In another embodiment, Compounds of the Invention are compounds of any one of Formulae **I-XII**, wherein R¹ is alkyl, alkenyl, alkynyl, alkoxy, alkenyloxy, or alkynyloxy, any of which is optionally substituted with 1, 2, or 3 substituents, each independently selected from the group consisting of hydroxy, halo, haloalkyl, amino, alkylamino, dialkylamino, carboxy, alkoxy, alkoxy carbonyl, aryl, heteroaryl, heterocyclo, cycloalkyl, and cycloalkenyl, wherein said aryl, heteroaryl, heterocyclo, cycloalkyl, and cycloalkenyl are optionally substituted with 1, 2, or 3 independently selected R⁶ groups.

[0077] In another embodiment, Compounds of the Invention are compounds of any one of Formulae **I-XII**, wherein R¹ is C₁₋₆ alkyl, C₂₋₆ alkenyl, C₂₋₆ alkynyl, C₁₋₆ alkoxy, C₂₋₆ alkenyloxy, or C₂₋₆ alkynyloxy, any of which is optionally substituted with 1, 2, or 3 substituents, each independently selected from the group consisting of hydroxy, halo, halo(C₁₋₆)alkyl, amino, C₁₋₆ alkylamino, di(C₁₋₆)alkylamino, carboxy, C₁₋₆ alkoxy, C₁₋₆ alkoxy carbonyl, C₆₋₁₀ aryl, 5- or 6-membered heteroaryl, 5- or 6-membered heterocyclo, C₃₋₇ cycloalkyl, and C₃₋₇ cycloalkenyl, wherein said aryl, heteroaryl, heterocyclo, cycloalkyl, and cycloalkenyl are optionally substituted with 1, 2, or 3 independently selected R⁶ groups. Useful R⁶ groups include hydroxy, halo, C₁₋₆ alkyl, halo(C₁₋₆)alkyl, cyano, nitro, amino, C₁₋₆ alkylamino, di(C₁₋₆)alkylamino, carboxy, C₁₋₆ alkoxy, and C₁₋₆ alkoxy carbonyl, and preferably hydroxy, halo, C₁₋₄ alkyl, halo(C₁₋₄)alkyl, cyano, nitro, amino, C₁₋₄ alkylamino, di(C₁₋₄)alkylamino, carboxy, C₁₋₄ alkoxy, and C₁₋₄ alkoxy carbonyl. In another embodiment, R¹ is C₁₋₆ alkoxy, C₂₋₆ alkenyloxy, or C₂₋₆ alkynyloxy, any of which are optionally substituted with 1, 2, or 3 substituents, each

independently selected from the group consisting of hydroxy, halo, halo(C₁₋₄)alkyl, amino, C₁₋₄ alkylamino, di(C₁₋₄)alkylamino, carboxy, C₁₋₄ alkoxy, and C₁₋₄ alkoxy-carbonyl.

[0078] In another embodiment, Compounds of the Invention are compounds of any one of Formulae I-XII, wherein R¹ is unsubstituted C₁₋₆ alkoxy, unsubstituted C₂₋₆ alkenyloxy, or unsubstituted C₂₋₆ alkynyloxy.

[0079] In another embodiment, Compounds of the Invention are compounds of any one of Formulae I-XII, wherein R¹ is unsubstituted methoxy, ethoxy, n-propoxy, iso-propoxy, n-butoxy, tert-butoxy, iso-butoxy, or sec-butoxy, and advantageously R¹ is unsubstituted methoxy.

[0080] In another embodiment, Compounds of the Invention are compounds of any one of Formulae I-XII, wherein R¹ is unsubstituted ethenoxy, propenoxy, isopropenoxy, butenoxy, or sec-butenoxy. In another embodiment, R¹ is unsubstituted ethynoxy, propynoxy, butynoxy, or 2-butynoxy.

[0081] In another embodiment, Compounds of the Invention are compounds of any one of Formulae I-XII, wherein R¹ is hydroxy or unsubstituted C₁₋₆ alkoxy, and preferably hydroxy or unsubstituted C₁₋₄ alkoxy (such as, for example, methoxy).

[0082] In another embodiment, Compounds of the Invention are compounds of any one of Formulae I-XII, wherein R² is hydrogen or carboxamido. In this aspect of the invention, preferably R² is hydrogen, -CONH₂, -CON(H)C₁₋₄ alkyl, -CON(C₁₋₄ alkyl)₂, or -CON(H)Ph, and more preferably R² is hydrogen.

[0083] In another embodiment, Compounds of the Invention are compounds of any one of Formulae I-XII, wherein R² is alkyl, alkenyl, alkynyl, cycloalkyl, cycloalkenyl, heterocyclo, aryl, heteroaryl, (cycloalkyl)alkyl, (cycloalkenyl)alkyl, (heterocyclo)alkyl, arylalkyl, heteroarylalkyl, alkylcarbonyl, alkoxy-carbonyl, (arylalkoxy)carbonyl, or (heteroarylalkoxy)carbonyl, any of which is optionally substituted with 1, 2, or 3 substituents, each independently selected from the group consisting of hydroxy, alkyl, halo, haloalkyl, amino, alkylamino, dialkylamino, carboxy, alkoxy, alkoxy-carbonyl, aryl, heteroaryl, heterocyclo, cycloalkyl, and cycloalkenyl, wherein said aryl, heteroaryl, heterocyclo, cycloalkyl, and cycloalkenyl are optionally substituted with 1, 2, or 3 independently selected R⁶ groups.

[0084] In another embodiment, Compounds of the Invention are compounds of any one of Formulae I-XII, wherein R² is C₁₋₆ alkyl, C₂₋₆ alkenyl, C₂₋₆ alkynyl, C₃₋₇ cycloalkyl,

C₃₋₇ cycloalkenyl, 5- or 6-membered heterocyclo, C₆₋₁₀ aryl, 5- or 6-membered heteroaryl, C₃₋₇ cycloalkyl(C₁₋₄)alkyl, C₃₋₇ cycloalkenyl(C₁₋₄)alkyl, 5- or 6-membered heterocyclo(C₁₋₄)alkyl, C₆₋₁₀ aryl(C₁₋₄)alkyl, 5- or 6-membered heteroaryl(C₁₋₄)alkyl, C₁₋₆ alkylcarbonyl, C₁₋₆ alkoxy carbonyl, C₆₋₁₀ aryl(C₁₋₄)alkoxy carbonyl, or 5- or 6-membered heteroaryl(C₁₋₄)alkoxy carbonyl, any of which is optionally substituted with 1, 2, or 3 substituents, each independently selected from the group consisting of hydroxy, C₁₋₆ alkyl, halo, halo(C₁₋₆)alkyl, amino, C₁₋₆ alkylamino, di(C₁₋₆)alkylamino, carboxy, C₁₋₆ alkoxy, C₁₋₆ alkoxy carbonyl, C₆₋₁₀ aryl, 5- or 6-membered heteroaryl, 5- or 6-membered heterocyclo, C₃₋₇ cycloalkyl, and C₃₋₇ cycloalkenyl, wherein said aryl, heteroaryl, heterocyclo, cycloalkyl, and cycloalkenyl are optionally substituted with 1, 2, or 3 independently selected R⁶ groups. Useful R⁶ groups are those described above in connection with R¹.

[0085] In another embodiment, Compounds of the Invention are compounds of any one of Formulae I-XII, wherein R² is C₁₋₆ alkyl, C₂₋₆ alkenyl, C₂₋₆ alkynyl, C₃₋₇ cycloalkyl, C₃₋₇ cycloalkenyl, 5- or 6-membered heterocyclo, C₆₋₁₀ aryl, 5- or 6-membered heteroaryl, C₃₋₇ (cycloalkyl)(C₁₋₄)alkyl, C₃₋₇ (cycloalkenyl)(C₁₋₄)alkyl, 5- or 6-membered heterocyclo(C₁₋₄)alkyl, C₆₋₁₀ aryl(C₁₋₄)alkyl, 5- or 6-membered heteroaryl(C₁₋₄)alkyl, C₁₋₄ alkylcarbonyl, C₁₋₄ alkoxy carbonyl, C₆₋₁₀ aryl(C₁₋₄)alkoxy carbonyl, or 5- or 6-membered heteroaryl(C₁₋₄)alkoxy carbonyl, any of which is optionally substituted with 1, 2, or 3 substituents, each independently selected from the group consisting of hydroxy, C₁₋₄ alkyl, halo, halo(C₁₋₄)alkyl, amino, C₁₋₄ alkylamino, di(C₁₋₄)alkylamino, carboxy, C₁₋₄ alkoxy, and C₁₋₄ alkoxy carbonyl, and preferably optionally substituted with 1 or 2 substituents, each independently selected from the group consisting of hydroxy, methyl, ethyl, halo, trifluoromethyl, amino, methylamino, ethylamino, dimethylamino, diethylamino, carboxy, methoxy, ethoxy, methoxycarbonyl, and ethoxycarbonyl. In another embodiment, R² is alkyl, alkenyl, or alkynyl, any of which is optionally substituted with 1, 2, or 3 substituents, each independently selected from the group consisting of hydroxy, halo, haloalkyl, carboxy, alkoxy, alkoxy carbonyl, aryl, heteroaryl, heterocyclo, and cycloalkyl, wherein said aryl, heteroaryl, heterocyclo, and cycloalkyl, are optionally substituted with 1, 2, or 3 independently selected R⁶ groups. In another embodiment, R² is selected from the group consisting of -CH₃, -CH₂CH₃, benzyl, -CH₂CH₂-C₆H₅, -(CH₂)₄-C₆H₅, -CH₂CH=CH-C₆H₅, -CH₂CF₃, -CH₂CH₂CF₃, -CH₂CH₂CH₂CF₃, -CH₂CHF₂, -CH₂C₆H₁₁, -CH₂-C₃H₅, -CH₂-tetrahydropyran, -CH₂CHC(CH₃)₂, and -CH₂CH₂C(=CH₂)(CH₃).

- [0086] In another embodiment, Compounds of the Invention are compounds of any one of Formulae **I-XII**, wherein R^2 is unsubstituted C_{1-6} alkyl, and preferably unsubstituted C_{1-4} alkyl, such as methyl, ethyl, n-propyl, iso-propyl, n-butyl, or tert-butyl, and more preferably methyl or ethyl.
- [0087] In another embodiment, Compounds of the Invention are compounds of any one of Formulae **I-XII**, wherein R^2 is C_{3-7} (cycloalkyl)(C_{1-4})alkyl or C_{3-7} (cycloalkenyl)(C_{1-4})alkyl, and especially C_{3-7} (cycloalkyl)(C_{1-4})alkyl, such as cyclopropyl(C_{1-4})alkyl, cyclobutyl(C_{1-4})alkyl, cyclopentyl(C_{1-4})alkyl, or cyclohexyl(C_{1-4})alkyl, optionally substituted with 1, 2, or 3 substituents, each independently selected from the group consisting of hydroxy, C_{1-4} alkyl, halo, halo(C_{1-4})alkyl, amino, C_{1-4} alkylamino, di(C_{1-4})alkylamino, carboxy, C_{1-4} alkoxy, and C_{1-4} alkoxy-carbonyl, and preferably optionally substituted with 1 or 2 substituents, each independently selected from the group consisting of hydroxy, methyl, ethyl, halo, trifluoromethyl, amino, methylamino, ethylamino, dimethylamino, diethylamino, carboxy, methoxy, ethoxy, methoxy-carbonyl, and ethoxy-carbonyl. Preferably, R^2 is unsubstituted cyclopropyl(C_{1-4})alkyl. In another embodiment, R^2 is unsubstituted cyclohexyl(C_{1-4})alkyl, such as cyclohexylmethyl.
- [0088] In another embodiment, Compounds of the Invention are compounds of any one of Formulae **I-XII**, wherein R^2 is unsubstituted (cyclopropyl)methyl, 2-(cyclopropyl)ethyl or 3-(cyclopropyl)propyl.
- [0089] In another embodiment, Compounds of the Invention are compounds of any one of Formulae **I-XII**, wherein R^2 is C_{1-6} alkyl, and preferably C_{1-4} alkyl, substituted with 1, 2, or 3 substituents, each independently selected from the group consisting of halo (such as fluoro), halo(C_{1-4})alkyl (such as, for example, trifluoro(C_{1-2})alkyl), phenyl, and heterocyclo (such as tetrahydropyranyl). In one embodiment of this aspect of the invention, R^2 is benzyl, phenethyl, 3-phenylpropyl, tetrahydropyran-4-ylmethyl, 2,2,2-trifluoroethyl, 2-fluoroethyl, 3,3,3-trifluoropropyl, 4,4,4-trifluorobutyl, or 2,2-difluoroethyl.
- [0090] In another embodiment, Compounds of the Invention are compounds of any one of Formulae **I-XII**, wherein R^2 is C_{2-6} alkenyl, and preferably C_{2-4} alkenyl, which is unsubstituted or substituted with 1, 2, or 3 substituents, each independently selected from the group consisting of C_{1-4} alkyl (such as methyl), halo (such as fluoro), halo(C_{1-4})alkyl (such as, for example, trifluoro(C_{1-2})alkyl), phenyl, and heterocyclo (such as

tetrahydropyranyl). In one embodiment of this aspect of the invention, R² is 3-methylbut-2-enyl, 3-methylbut-3-enyl, or 4-phenylbut-2-enyl.

[0091] In another embodiment, Compounds of the Invention are compounds of any one of Formulae I-VII, wherein R⁷ and R⁸ are each independently selected from the group consisting of hydrogen; cycloalkyl; cycloalkenyl; heterocyclo; aryl; heteroaryl; and alkyl optionally substituted with 1 or 2 substituents, each independently selected from the group consisting of hydroxy, halo, haloalkyl, cyano, nitro, amino, alkylamino, dialkylamino, carboxy, alkoxy, alkoxy carbonyl, carboxamido, cycloalkyl, cycloalkenyl, heterocyclo, aryl, and heteroaryl, wherein said cycloalkyl, cycloalkenyl, heterocyclo, aryl, and heteroaryl are optionally substituted with 1, 2, or 3 independently selected R⁶ groups.

[0092] In another embodiment, Compounds of the Invention are compounds of any one of Formulae I-VII, wherein R⁷ and R⁸ are each independently selected from the group consisting of hydrogen; C₃₋₆ cycloalkyl; C₃₋₆ cycloalkenyl; 5- or 6-membered heterocyclo; phenyl; 5- or 6-membered heteroaryl; and C₁₋₆ alkyl (preferably C₁₋₄ alkyl) optionally substituted with 1 or 2 substituents, each independently selected from the group consisting of hydroxy, halo, haloalkyl, cyano, nitro, amino, alkylamino, dialkylamino, carboxy, alkoxy, alkoxy carbonyl, carboxamido, cycloalkyl, cycloalkenyl, heterocyclo, aryl, and heteroaryl; wherein said cycloalkyl, cycloalkenyl, heterocyclo, phenyl, aryl, and heteroaryl are optionally substituted with 1, 2, or 3 independently selected R⁶ groups. In another embodiment, R⁷ and R⁸ are each independently selected from the group consisting of hydrogen and C₁₋₆ alkyl optionally substituted with 1 or 2 substituents, each independently selected from the group consisting of hydroxy, halo, haloalkyl, cyano, nitro, amino, alkylamino, dialkylamino, carboxy, alkoxy, alkoxy carbonyl, and carboxamido.

[0093] In another embodiment, Compounds of the Invention are compounds of any one of Formulae I-VII, wherein either R⁷ or R⁸ is an amine protecting group and the other one is selected from the group consisting of hydrogen; cycloalkyl; cycloalkenyl; heterocyclo; aryl; heteroaryl; and alkyl optionally substituted with 1 or 2 substituents, each independently selected from the group consisting of hydroxy, halo, haloalkyl, cyano, nitro, amino, alkylamino, dialkylamino, carboxy, alkoxy, alkoxy carbonyl, carboxamido, cycloalkyl, cycloalkenyl, heterocyclo, aryl, and heteroaryl; wherein said cycloalkyl, cycloalkenyl, heterocyclo, aryl, and heteroaryl are optionally substituted with 1, 2, or 3

independently selected R^6 groups. In one embodiment, the amine protecting group is $-\text{CH}_2\text{-O-(CH}_2\text{)}_2\text{-Si(CH}_3\text{)}_3$.

[0094] In another embodiment, Compounds of the Invention are compounds of any one of Formulae **I-VII**, wherein R^7 and R^8 are both hydrogen.

[0095] In another embodiment, Compounds of the Invention are compounds of any one of Formulae **I-VII**, wherein R^7 is hydrogen and R^8 is C_{1-6} alkyl optionally substituted with 1 or 2 substituents, each independently selected from the group consisting of hydroxy, halo, haloalkyl, cyano, nitro, amino, alkylamino, dialkylamino, carboxy, alkoxy, alkoxycarbonyl, carboxamido, cycloalkyl, cycloalkenyl, heterocyclo, aryl, and heteroaryl, wherein said cycloalkyl, cycloalkenyl, heterocyclo, aryl, and heteroaryl are optionally substituted with 1, 2, or 3 independently selected R^6 groups, and preferably optionally substituted with 1 or 2 substituents, each independently selected from the group consisting of hydroxy, halo, halo(C_{1-4})alkyl, cyano, nitro, amino, C_{1-4} alkylamino, di(C_{1-4})alkylamino, carboxy, C_{1-4} alkoxy, C_{1-4} alkoxycarbonyl, carboxamido, C_{3-6} cycloalkyl, C_{3-6} cycloalkenyl, 5- or 6-membered heterocyclo, phenyl, and 5- or 6-membered heteroaryl, wherein said cycloalkyl, cycloalkenyl, heterocyclo, phenyl, and heteroaryl are optionally substituted with 1, 2, or 3 independently selected R^6 groups. In another embodiment, R^7 is hydrogen and R^8 is C_{1-6} alkyl optionally substituted with 1 or 2 substituents, each independently selected from the group consisting of hydroxy, halo, haloalkyl, cyano, nitro, amino, alkylamino, dialkylamino, carboxy, alkoxy, alkoxycarbonyl, and carboxamido.

[0096] In another embodiment, Compounds of the Invention are compounds of any one of Formulae **I-VII**, wherein R^7 is hydrogen and R^8 is unsubstituted C_{1-6} alkyl, and more preferably unsubstituted C_{1-4} alkyl, such as methyl or ethyl.

[0097] In another embodiment, Compounds of the Invention are compounds of any one of Formulae **I-VII**, wherein R^7 is hydrogen and R^8 is C_{1-4} alkyl (such as methyl) substituted with halo(C_{1-4})alkyl (such as trifluoromethyl), cyano, C_{3-6} cycloalkyl (such as cyclopropyl), or phenyl, wherein said phenyl is optionally substituted with 1 or 2 groups each independently selected from the group consisting of hydroxy, halo, C_{1-4} alkyl, halo(C_{1-4})alkyl, cyano, nitro, amino, C_{1-4} alkylamino, di(C_{1-4})alkylamino, carboxy, C_{1-4} alkoxy, and C_{1-4} alkoxycarbonyl.

- [0098] In another embodiment, Compounds of the Invention are compounds of any one of Formulae I-VII, wherein R^7 is hydrogen and R^8 is benzyl, wherein the phenyl group is unsubstituted or substituted with hydroxy.
- [0099] In another embodiment, Compounds of the Invention are compounds of any one of Formulae I-VII, wherein R^7 is hydrogen and R^8 is cycloalkyl, cycloalkenyl, heterocyclo, aryl, and heteroaryl, wherein said cycloalkyl, cycloalkenyl, heterocyclo, aryl, and heteroaryl are optionally substituted with 1, 2, or 3 independently selected R^6 groups. In another embodiment, R^8 is selected from the group consisting of C_{3-6} cycloalkyl, C_{3-6} cycloalkenyl, 5- or 6-membered heterocyclo, phenyl, and 5- or 6-membered heteroaryl, wherein said cycloalkyl, cycloalkenyl, heterocyclo, phenyl, and heteroaryl are optionally substituted with 1, 2, or 3 independently selected R^6 groups. In another embodiment, R^7 is hydrogen and R^8 is unsubstituted phenyl or phenyl substituted with 1, 2, or 3 independently selected R^6 groups.
- [00100] In another embodiment, Compounds of the Invention are compounds of any one of Formulae I-VII, wherein R^8 is hydrogen and R^7 is C_{1-6} alkyl optionally substituted with 1 or 2 substituents, each independently selected from the group consisting of hydroxy, halo, haloalkyl, cyano, nitro, amino, alkylamino, dialkylamino, carboxy, alkoxy, alkoxycarbonyl, carboxamido, cycloalkyl, cycloalkenyl, heterocyclo, aryl, and heteroaryl, wherein said cycloalkyl, cycloalkenyl, heterocyclo, aryl, and heteroaryl are optionally substituted with 1, 2, or 3 independently selected R^6 groups, and preferably optionally substituted with 1 or 2 substituents, each independently selected from the group consisting of hydroxy, halo, halo(C_{1-4})alkyl, cyano, nitro, amino, C_{1-4} alkylamino, di(C_{1-4})alkylamino, carboxy, C_{1-4} alkoxy, C_{1-4} alkoxycarbonyl, carboxamido, C_{3-6} cycloalkyl, C_{3-6} cycloalkenyl, 5- or 6-membered heterocyclo, phenyl, and 5- or 6-membered heteroaryl, wherein said cycloalkyl, cycloalkenyl, heterocyclo, phenyl, and heteroaryl are optionally substituted with 1, 2, or 3 independently selected R^6 groups. In another embodiment, R^8 is hydrogen and R^7 is C_{1-6} alkyl optionally substituted with 1 or 2 substituents, each independently selected from the group consisting of hydroxy, halo, haloalkyl, cyano, nitro, amino, alkylamino, dialkylamino, carboxy, alkoxy, alkoxycarbonyl, and carboxamido.
- [00101] In another embodiment, Compounds of the Invention are compounds of any one of Formulae I-VII, wherein R^8 is hydrogen and R^7 is unsubstituted C_{1-6} alkyl, and more preferably R^7 is unsubstituted C_{1-4} alkyl.

- [00102] In another embodiment, Compounds of the Invention are compounds of any one of Formulae I-VII, wherein R^8 is hydrogen and R^7 is C_{1-4} alkyl (such as methyl) substituted with halo(C_{1-4} alkyl) (such as trifluoromethyl), cyano, C_{3-6} cycloalkyl (such as cyclopropyl), or phenyl, wherein said phenyl is optionally substituted with 1 or 2 groups each independently selected from the group consisting of hydroxy, halo, C_{1-4} alkyl, halo(C_{1-4})alkyl, cyano, nitro, amino, C_{1-4} alkylamino, di(C_{1-4})alkylamino, carboxy, C_{1-4} alkoxy, and C_{1-4} alkoxy carbonyl.
- [0100] In another embodiment, Compounds of the Invention are compounds of any one of Formulae I-VII, wherein R^8 is hydrogen and R^7 is benzyl, wherein the phenyl group is unsubstituted or substituted with hydroxy.
- [0101] In another embodiment, Compounds of the Invention are compounds of any one of Formulae I-VII, wherein R^8 is hydrogen and R^7 is cycloalkyl, cycloalkenyl, heterocyclo, aryl, and heteroaryl, wherein said cycloalkyl, cycloalkenyl, heterocyclo, aryl, and heteroaryl are optionally substituted with 1, 2, or 3 independently selected R^6 groups. In another embodiment, R^7 is selected from the group consisting of C_{3-6} cycloalkyl, C_{3-6} cycloalkenyl, 5- or 6-membered heterocyclo, phenyl, and 5- or 6-membered heteroaryl, wherein said cycloalkyl, cycloalkenyl, heterocyclo, phenyl, and heteroaryl are optionally substituted with 1, 2, or 3 independently selected R^6 groups. In another embodiment, R^8 is hydrogen and R^7 is unsubstituted phenyl or phenyl substituted with 1, 2, or 3 independently selected R^6 groups.
- [0102] In another embodiment, Compounds of the Invention are compounds of any one of Formulae I-VII, wherein R^7 and R^8 are each independently C_{1-6} alkyl optionally substituted with 1 or 2 substituents, each independently selected from the group consisting of hydroxy, halo, haloalkyl, cyano, nitro, amino, alkylamino, dialkylamino, carboxy, alkoxy, alkoxy carbonyl, carboxamido, cycloalkyl, cycloalkenyl, heterocyclo, aryl, and heteroaryl, wherein said cycloalkyl, cycloalkenyl, heterocyclo, aryl, and heteroaryl are optionally substituted with 1, 2, or 3 independently selected R^6 groups; and preferably optionally substituted with 1 or 2 substituents, each independently selected from the group consisting of hydroxy, halo, halo(C_{1-4})alkyl, cyano, nitro, amino, C_{1-4} alkylamino, di(C_{1-4})alkylamino, carboxy, C_{1-4} alkoxy, C_{1-4} alkoxy carbonyl, C_{3-6} cycloalkyl, C_{3-6} cycloalkenyl, 5- or 6-membered heterocyclo, phenyl, and 5- or 6-membered heteroaryl, wherein said cycloalkyl, cycloalkenyl, heterocyclo, phenyl, and heteroaryl are optionally substituted with 1, 2, or 3 independently selected R^6 groups.

- [0103] In another embodiment, Compounds of the Invention are compounds of any one of Formulae I-VII, wherein R^7 and R^8 are each independently C_{1-6} alkyl optionally substituted with 1 or 2 substituents, each independently selected from the group consisting of hydroxy, halo, haloalkyl, cyano, nitro, amino, alkylamino, dialkylamino, carboxy, alkoxy, alkoxy carbonyl, and carboxamido.
- [0104] In another embodiment, Compounds of the Invention are compounds of any one of Formulae I-VII, wherein both R^7 and R^8 are independently unsubstituted C_{1-6} alkyl, and more preferably independently unsubstituted C_{1-4} alkyl. In another embodiment, both R^7 and R^8 are methyl or ethyl.
- [0105] In another embodiment, Compounds of the Invention are compounds of any one of Formulae I-VII, wherein both R^7 and R^8 are independently C_{1-6} alkyl, and more preferably C_{1-4} alkyl, substituted with 1 or 2 substituents, each independently selected from the group consisting of hydroxy, halo, haloalkyl, cyano, nitro, amino, alkylamino, dialkylamino, carboxy, alkoxy, alkoxy carbonyl, carboxamido, cycloalkyl, cycloalkenyl, heterocyclo, aryl, and heteroaryl, wherein said cycloalkyl, cycloalkenyl, heterocyclo, aryl, and heteroaryl are optionally substituted with 1, 2, or 3 independently selected R^6 groups. In another embodiment, both R^7 and R^8 are independently C_{1-4} alkyl substituted with 1 or 2 substituents, each independently selected from the group consisting of hydroxy, halo, halo(C_{1-4})alkyl, cyano, nitro, amino, C_{1-4} alkylamino, di(C_{1-4})alkylamino, carboxy, C_{1-4} alkoxy, C_{1-4} alkoxy carbonyl, carboxamido, C_{3-6} cycloalkyl, C_{3-6} cycloalkenyl, 5- or 6-membered heterocyclo, phenyl, and 5- or 6-membered heteroaryl, wherein said cycloalkyl, cycloalkenyl, heterocyclo, phenyl, and heteroaryl are optionally substituted with 1, 2, or 3 independently selected R^6 groups. In another embodiment, both R^7 and R^8 are methyl each independently substituted with trifluoromethyl, cyano, cyclopropyl, unsubstituted phenyl, or phenyl substituted with hydroxy.
- [0106] In another embodiment, Compounds of the Invention are compounds of any one of Formulae I-VII, wherein both R^7 and R^8 are independently cycloalkyl, cycloalkenyl, heterocyclo, aryl, or heteroaryl, wherein said cycloalkyl, cycloalkenyl, heterocyclo, aryl, and heteroaryl are optionally substituted with 1, 2, or 3 independently selected R^6 groups. In another embodiment, R^7 and R^8 are each independently selected from the group consisting of C_{3-6} cycloalkyl, C_{3-6} cycloalkenyl, 5- or 6-membered heterocyclo, phenyl, and 5- or 6-membered heteroaryl, wherein said cycloalkyl, cycloalkenyl, heterocyclo, phenyl, and heteroaryl are optionally substituted with 1, 2, or 3 independently selected R^6

groups. In another embodiment, R^7 and R^8 are both unsubstituted phenyl or phenyl substituted with 1, 2, or 3 independently selected R^6 groups.

[0107] In another embodiment, Compounds of the Invention are compounds of any one of Formulae I-VII, wherein Y is C=O.

[0108] In another embodiment, Compounds of the Invention are compounds of any one of Formulae I-VII, wherein Y is CH_2 .

[0109] In another embodiment, Compounds of the Invention are compounds of any one of Formulae I-VII, wherein Y is C=O and R^7 and R^8 are both hydrogen.

[0110] In another embodiment, Compounds of the Invention are compounds of any one of Formulae I-VII, wherein Y is C=O, R^7 is hydrogen or C_{1-4} alkyl and R^8 is phenyl, optionally substituted with 1, 2, or 3 independently selected R^6 groups, or C_{1-4} alkyl (such as methyl) optionally substituted with halo(C_{1-4} alkyl) (such as trifluoromethyl), cyano, C_{3-6} cycloalkyl (such as cyclopropyl), or phenyl, wherein said phenyl is optionally substituted with 1, 2, or 3 independently selected R^6 groups (e.g., 1, 2, or 3 groups each independently selected from the group consisting of hydroxy, halo, C_{1-4} alkyl, halo(C_{1-4})alkyl, cyano, nitro, amino, C_{1-4} alkylamino, di(C_{1-4})alkylamino, carboxy, C_{1-4} alkoxy, and C_{1-4} alkoxy carbonyl).

[0111] In another embodiment, Compounds of the Invention are compounds of any one of Formulae I-VII, wherein Y is C=O, R^8 is hydrogen or C_{1-4} alkyl and R^7 is phenyl, optionally substituted with 1, 2, or 3 independently selected R^6 groups, or C_{1-4} alkyl (such as methyl) optionally substituted with halo(C_{1-4} alkyl) (such as trifluoromethyl), cyano, C_{3-6} cycloalkyl (such as cyclopropyl), or phenyl, wherein said phenyl is optionally substituted with 1, 2, or 3 independently selected R^6 groups (e.g., 1, 2, or 3 groups each independently selected from the group consisting of hydroxy, halo, C_{1-4} alkyl, halo(C_{1-4})alkyl, cyano, nitro, amino, C_{1-4} alkylamino, di(C_{1-4})alkylamino, carboxy, C_{1-4} alkoxy, and C_{1-4} alkoxy carbonyl).

[0112] In another embodiment, Compounds of the Invention are compounds of any one of Formulae I-VII, wherein Y is CH_2 and R^7 and R^8 are both hydrogen.

[0113] In another embodiment, Compounds of the Invention are compounds of any one of Formulae I-VII, wherein Y is CH_2 , R^7 is hydrogen or C_{1-4} alkyl and R^8 is phenyl, optionally substituted with 1, 2, or 3 independently selected R^6 groups, or C_{1-4} alkyl (such as methyl) optionally substituted with halo(C_{1-4} alkyl) (such as trifluoromethyl), cyano, C_{3-6} cycloalkyl (such as cyclopropyl), or phenyl, wherein said phenyl is optionally

substituted with 1, 2, or 3 independently selected R⁶ groups (e.g., 1, 2, or 3 groups each independently selected from the group consisting of hydroxy, halo, C₁₋₄ alkyl, halo(C₁₋₄)alkyl, cyano, nitro, amino, C₁₋₄ alkylamino, di(C₁₋₄)alkylamino, carboxy, C₁₋₄ alkoxy, and C₁₋₄ alkoxycarbonyl).

[0114] In another embodiment, Compounds of the Invention are compounds of any one of Formulae I-VII, wherein Y is CH₂, R⁸ is hydrogen or C₁₋₄ alkyl and R⁷ is phenyl, optionally substituted with 1, 2, or 3 independently selected R⁶ groups, or C₁₋₄ alkyl (such as methyl) optionally substituted with halo(C₁₋₄ alkyl) (such as trifluoromethyl), cyano, C₃₋₆ cycloalkyl (such as cyclopropyl), or phenyl, wherein said phenyl is optionally substituted with 1, 2, or 3 independently selected R⁶ groups (e.g., 1, 2, or 3 groups each independently selected from the group consisting of hydroxy, halo, C₁₋₄ alkyl, halo(C₁₋₄)alkyl, cyano, nitro, amino, C₁₋₄ alkylamino, di(C₁₋₄)alkylamino, carboxy, C₁₋₄ alkoxy, and C₁₋₄ alkoxycarbonyl).

[0115] In another embodiment, Compounds of the Invention are compounds of any one of Formulae I-VII, wherein Y is C=O, R¹ is hydroxy or unsubstituted C₁₋₆ alkoxy; R² is unsubstituted C₁₋₄ alkyl, or cyclopropyl(C₁₋₄)alkyl, cyclobutyl(C₁₋₄)alkyl, cyclopentyl(C₁₋₄)alkyl, or cyclohexyl(C₁₋₄)alkyl, optionally substituted with 1, 2, or 3 substituents, each independently selected from the group consisting of hydroxy, C₁₋₄ alkyl, halo, halo(C₁₋₄)alkyl, cyano, nitro, amino, C₁₋₄ alkylamino, di(C₁₋₄)alkylamino, carboxy, C₁₋₄ alkoxy, and C₁₋₄ alkoxycarbonyl; R⁷ and R⁸ are each independently selected from the group consisting of hydrogen; phenyl, optionally substituted with 1, 2, or 3 independently selected R⁶ groups; and C₁₋₄ alkyl (such as methyl) optionally substituted with halo(C₁₋₄ alkyl) (such as trifluoromethyl), cyano, C₃₋₆ cycloalkyl (such as cyclopropyl), or phenyl, wherein said phenyl is optionally substituted with 1, 2, or 3 independently selected R⁶ groups (e.g., 1, 2, or 3 groups independently selected from the group consisting of hydroxy, halo, C₁₋₄ alkyl, halo(C₁₋₄)alkyl, cyano, nitro, amino, C₁₋₄ alkylamino, di(C₁₋₄)alkylamino, carboxy, C₁₋₄ alkoxy, and C₁₋₄ alkoxycarbonyl). In another embodiment, R² is unsubstituted cyclopropyl(C₁₋₄)alkyl.

[0116] In another embodiment, Compounds of the Invention are compounds of any one of Formulae I-VII, wherein Y is C=O, R¹ is hydroxy or unsubstituted C₁₋₆ alkoxy; R² is unsubstituted C₁₋₄ alkyl, or cyclopropyl(C₁₋₄)alkyl, cyclobutyl(C₁₋₄)alkyl, cyclopentyl(C₁₋₄)alkyl, or cyclohexyl(C₁₋₄)alkyl, optionally substituted with 1, 2, or 3 substituents, each independently selected from the group consisting of hydroxy, C₁₋₄ alkyl, halo, halo(C₁₋

4)alkyl, cyano, nitro, amino, C₁₋₄ alkylamino, di(C₁₋₄)alkylamino, carboxy, C₁₋₄ alkoxy, and C₁₋₄ alkoxy carbonyl; and R⁷ and R⁸ are both hydrogen. In another embodiment, R² is unsubstituted cyclopropyl(C₁₋₄)alkyl.

[0117] In another embodiment, Compounds of the Invention are compounds of any one of Formulae I-VII, wherein Y is CH₂, R¹ is hydroxy or unsubstituted C₁₋₆ alkoxy; R² is unsubstituted C₁₋₄ alkyl, or cyclopropyl(C₁₋₄)alkyl, cyclobutyl(C₁₋₄)alkyl, cyclopentyl(C₁₋₄)alkyl, or cyclohexyl(C₁₋₄)alkyl, optionally substituted with 1, 2, or 3 substituents, each independently selected from the group consisting of hydroxy, C₁₋₄ alkyl, halo, halo(C₁₋₄)alkyl, cyano, nitro, amino, C₁₋₄ alkylamino, di(C₁₋₄)alkylamino, carboxy, C₁₋₄ alkoxy, and C₁₋₄ alkoxy carbonyl; and R⁷ and R⁸ are each independently selected from the group consisting of hydrogen; phenyl, optionally substituted with 1, 2, or 3 independently selected R⁶ groups; and C₁₋₄ alkyl (such as methyl) optionally substituted with halo(C₁₋₄ alkyl) (such as trifluoromethyl), cyano, C₃₋₆ cycloalkyl (such as cyclopropyl), or phenyl, wherein said phenyl is optionally substituted with 1, 2, or 3 independently selected R⁶ groups (e.g., 1, 2, or 3 groups each independently selected from the group consisting of hydroxy, halo, C₁₋₄ alkyl, halo(C₁₋₄)alkyl, cyano, nitro, amino, C₁₋₄ alkylamino, di(C₁₋₄)alkylamino, carboxy, C₁₋₄ alkoxy, and C₁₋₄ alkoxy carbonyl). In another embodiment, R² is unsubstituted cyclopropyl(C₁₋₄)alkyl.

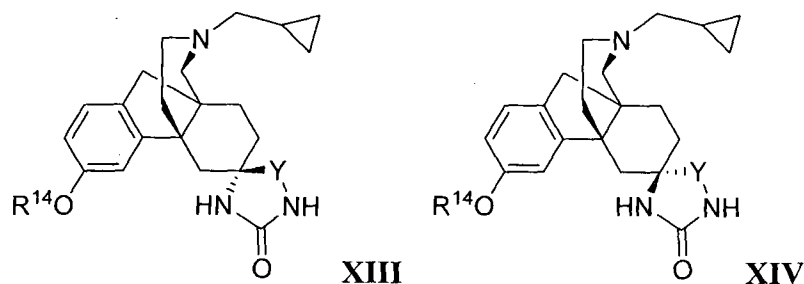
[0118] In another embodiment, Compounds of the Invention are compounds of any one of Formulae I-VII, wherein Y is CH₂, R¹ is hydroxy or unsubstituted C₁₋₆ alkoxy; R² is unsubstituted C₁₋₄ alkyl, or cyclopropyl(C₁₋₄)alkyl, cyclobutyl(C₁₋₄)alkyl, cyclopentyl(C₁₋₄)alkyl, or cyclohexyl(C₁₋₄)alkyl, optionally substituted with 1, 2, or 3 substituents, each independently selected from the group consisting of hydroxy, C₁₋₄ alkyl, halo, halo(C₁₋₄)alkyl, cyano, nitro, amino, C₁₋₄ alkylamino, di(C₁₋₄)alkylamino, carboxy, C₁₋₄ alkoxy, and C₁₋₄ alkoxy carbonyl; and R⁷ and R⁸ are both hydrogen. In another embodiment, R² is unsubstituted cyclopropyl(C₁₋₄)alkyl.

[0119] In another embodiment, Compounds of the Invention are compounds of any one of Formulae I-VII, wherein Y is C=O, R¹ is hydroxy or unsubstituted C₁₋₆ alkoxy; R² is C₁₋₆ alkyl (preferably C₁₋₄ alkyl) substituted with 1, 2, or 3 substituents each independently selected from the group consisting of halo (such as fluoro), halo(C₁₋₄)alkyl (such as, for example, trifluoro(C₁₋₂)alkyl), phenyl, and heterocyclo (such as tetrahydropyranyl); unsubstituted C₂₋₆ alkenyl (preferably C₂₋₄ alkenyl); or C₂₋₆ alkenyl (preferably C₂₋₄ alkenyl) substituted with 1, 2, or 3 substituents each independently

selected from the group consisting of C₁₋₄ alkyl (such as methyl), halo (such as fluoro), halo(C₁₋₄)alkyl (such as, for example, trifluoro(C₁₋₂)alkyl), phenyl, and heterocyclo (such as tetrahydropyranyl); and R⁷ and R⁸ are each independently selected from the group consisting of hydrogen; phenyl, optionally substituted with 1, 2, or 3 independently selected R⁶ groups; and C₁₋₄ alkyl (such as methyl) optionally substituted with halo(C₁₋₄ alkyl) (such as trifluoromethyl), cyano, C₃₋₆ cycloalkyl (such as cyclopropyl), or phenyl, wherein said phenyl is optionally substituted with 1, 2, or 3 independently selected R⁶ groups (e.g., 1, 2, or 3 groups each independently selected from the group consisting of hydroxy, halo, C₁₋₄ alkyl, halo(C₁₋₄)alkyl, cyano, nitro, amino, C₁₋₄ alkylamino, di(C₁₋₄)alkylamino, carboxy, C₁₋₄ alkoxy, and C₁₋₄ alkoxy carbonyl). In another embodiment, R⁷ and R⁸ are both hydrogen.

[0120] In another embodiment, Compounds of the Invention are compounds of any one of Formulae I-VII, wherein Y is CH₂, R¹ is hydroxy or unsubstituted C₁₋₆ alkoxy; R² is C₁₋₆ alkyl (preferably C₁₋₄ alkyl) substituted with 1, 2, or 3 substituents each independently selected from the group consisting of halo (such as fluoro), halo(C₁₋₄)alkyl (such as, for example, trifluoro(C₁₋₂)alkyl), phenyl, and heterocyclo (such as tetrahydropyranyl); unsubstituted C₂₋₆ alkenyl (preferably C₂₋₄ alkenyl); or C₂₋₆ alkenyl (preferably C₂₋₄ alkenyl) substituted with 1, 2, or 3 substituents each independently selected from the group consisting of C₁₋₄ alkyl (such as methyl), halo (such as fluoro), halo(C₁₋₄)alkyl (such as, for example, trifluoro(C₁₋₂)alkyl), phenyl, and heterocyclo (such as tetrahydropyranyl); and R⁷ and R⁸ are each independently selected from the group consisting of hydrogen; phenyl, optionally substituted with 1, 2, or 3 independently selected R⁶ groups; and C₁₋₄ alkyl (such as methyl) optionally substituted with halo(C₁₋₄ alkyl) (such as trifluoromethyl), cyano, C₃₋₆ cycloalkyl (such as cyclopropyl), or phenyl, wherein said phenyl is optionally substituted with 1, 2, or 3 independently selected R⁶ groups (e.g., 1, 2, or 3 groups each independently selected from the group consisting of hydroxy, halo, C₁₋₄ alkyl, halo(C₁₋₄)alkyl, cyano, nitro, amino, C₁₋₄ alkylamino, di(C₁₋₄)alkylamino, carboxy, C₁₋₄ alkoxy, and C₁₋₄ alkoxy carbonyl). In another embodiment, R⁷ and R⁸ are both hydrogen.

[0121] In another embodiment, Compounds of the Invention are compounds of Formula I or II, wherein R^{2a} is (cyclopropyl)methyl and R⁷ and R⁸ are both hydrogen, represented by Formula XIII or Formula XIV:



and the pharmaceutically acceptable salts and solvates thereof, wherein R^{14} is hydrogen or C_{1-6} alkyl optionally substituted with 1 or 2 substituents, each independently selected from the group consisting of hydroxy, halo, halo(C_{1-4})alkyl, amino, C_{1-4} alkylamino, di(C_{1-4})alkylamino, carboxy, C_{1-4} alkoxy, and C_{1-4} alkoxycarbonyl, and Y is as defined for Formula I. In another embodiment, R^{14} is hydrogen or unsubstituted C_{1-6} alkyl, and preferably hydrogen or unsubstituted C_{1-4} alkyl.

[0122] In another embodiment, Compounds of the Invention are compounds of Formulae I or VIII, and the pharmaceutically acceptable salts and solvates thereof, wherein

[0123] == is a single bond;

[0124] R^{10} is hydrogen or alkyl;

[0125] T is $C(=O)$;

[0126] R^{11} is selected from the group consisting of

- (a) OH;
- (b) optionally substituted alkoxy; and
- (c) $-NR^{12}R^{13}$; wherein

[0127] R^{12} is hydrogen or alkyl;

[0128] R^{13} is selected from the group consisting of hydrogen, optionally substituted carboxyalkyl, optionally substituted (alkoxycarbonyl)alkyl, optionally substituted (carboxamido)alkyl, and hydroxyalkyl; and

[0129] R^1 and R^2 are as defined in connection with Formula I.

[0130] In another embodiment, Compounds of the Invention are compounds of any one of Formulae I and VIII-XI, wherein R^{10} hydrogen.

[0131] In another embodiment, Compounds of the Invention are compounds of any one of Formulae I and VIII-XI, wherein R^{10} is alkyl, preferably C_{1-6} alkyl, and more preferably C_{1-4} alkyl, such as methyl, ethyl, n-propyl, isopropyl, n-butyl, or tert-butyl.

- [0132] In another embodiment, Compounds of the Invention are compounds of Formulae **I** or **VIII**, wherein R^{10} is absent and R^{10a} is hydrogen or alkyl, represented by Formula **XII**.
- [0133] In another embodiment, Compounds of the Invention are compounds of any one of Formulae **I** and **VIII-XII**, wherein R^{11} is OH.
- [0134] In another embodiment, Compounds of the Invention are compounds of any one of Formulae **I** and **VIII-XII**, wherein R^{11} is optionally substituted alkoxy. In this aspect of the invention, Compounds of the Invention are compounds of any one of Formulae **I** and **VIII-XII**, wherein R^{11} is unsubstituted C_{1-6} alkoxy or C_{1-6} alkoxy substituted with 1, 2, or 3 substituents, each independently selected from the group consisting of hydroxy, halo, haloalkyl, cyano, nitro, amino, alkylamino, dialkylamino, carboxy, alkoxy, and alkoxy carbonyl. In another embodiment, R^{11} is unsubstituted C_{1-4} alkoxy, such as methoxy, ethoxy, n-propoxy, iso-propoxy, n-butoxy, or tert-butoxy, or C_{1-4} alkoxy substituted with 1, 2, or 3 substituents, each independently selected from the group consisting of hydroxy, halo, halo(C_{1-4})alkyl, cyano, nitro, amino, C_{1-4} alkylamino, di(C_{1-4})alkylamino, carboxy, C_{1-4} alkoxy, and C_{1-4} alkoxy carbonyl. In one embodiment, R^{11} is methoxy, ethoxy, n-propoxy, iso-propoxy, n-butoxy, or tert-butoxy.
- [0135] In another embodiment, Compounds of the Invention are compounds of any one of Formulae **I** and **VIII-XII**, wherein R^{11} is $-NR^{12}R^{13}$, wherein R^{12} is hydrogen or alkyl; and R^{13} is selected from the group consisting of hydrogen, optionally substituted carboxyalkyl, optionally substituted (alkoxy carbonyl)alkyl, optionally substituted (carboxamido)alkyl, hydroxyalkyl, alkyl, cycloalkyl, cycloalkenyl, heterocyclo, aryl, heteroaryl, (cycloalkyl)alkyl, (cycloalkenyl)alkyl, (heterocyclo)alkyl, arylalkyl, and heteroarylalkyl, wherein said cycloalkyl, cycloalkenyl, heterocyclo, aryl and heteroaryl, and said cycloalkyl, cycloalkenyl, heterocyclo, aryl and heteroaryl portions are optionally substituted with 1, 2, or 3 independently selected R^6 groups.
- [0136] In another embodiment, Compounds of the Invention are compounds of any one of Formulae **I** and **VIII-XII**, wherein R^{11} is $-NR^{12}R^{13}$, wherein R^{12} is hydrogen and R^{13} is as defined in connection with Formula **I**.
- [0137] In another embodiment, Compounds of the Invention are compounds of any one of Formulae **I** and **VIII-XII**, wherein R^{11} is $-NR^{12}R^{13}$, wherein R^{12} is alkyl, and preferably C_{1-6} alkyl (such as, for example, methyl, ethyl, propyl, butyl, or 3-methylbutyl) and R^{13} is as defined in connection with Formula **I**.

- [0138] In another embodiment, Compounds of the Invention are compounds of any one of Formulae I and VIII-XII, wherein R^{11} is $-NR^{12}R^{13}$, wherein R^{12} is hydrogen or alkyl; and R^{13} is hydrogen, optionally substituted carboxyalkyl, optionally substituted (alkoxycarbonyl)alkyl, optionally substituted (carboxamido)alkyl, hydroxyalkyl, or alkyl.
- [0139] In another embodiment, Compounds of the Invention are compounds of any one of Formulae I and VIII-XII, wherein R^{11} is $-NR^{12}R^{13}$, wherein R^{12} is hydrogen or alkyl, and preferably C_{1-6} alkyl, and R^{13} is hydrogen.
- [0140] In another embodiment, Compounds of the Invention are compounds of any one of Formulae I and VIII-XII, wherein R^{11} is $-NR^{12}R^{13}$, wherein R^{12} and R^{13} are both hydrogen.
- [0141] In another embodiment, Compounds of the Invention are compounds of any one of Formulae I and VIII-XII, wherein R^{11} is $-NR^{12}R^{13}$, wherein R^{12} and R^{13} are each independently alkyl, such as C_{1-6} alkyl (such as, for example, methyl or ethyl).
- [0142] In another embodiment, Compounds of the Invention are compounds of any one of Formulae I and VIII-XII, wherein R^{11} is $-NR^{12}R^{13}$, wherein R^{12} is hydrogen or alkyl and R^{13} is selected from the group consisting of optionally substituted carboxyalkyl, optionally substituted (alkoxycarbonyl)alkyl, optionally substituted (carboxamido)alkyl, hydroxyalkyl, and alkyl. The optional substituents in the carboxyalkyl, (alkoxycarbonyl)alkyl, and (carboxamido)alkyl groups, typically 1, 2, or 3 independently selected substituents, are attached to the alkyl portions of the R^{13} group. Useful optional substituents in this aspect of the invention are selected from the group consisting of hydroxy, carboxy, amino, aminocarbonyl, alkylaminocarbonyl, dialkylaminocarbonyl, SH, alkylthio, guanidine, aryl, cycloalkyl, cycloalkenyl, heterocyclo and heteroaryl, wherein said aryl, cycloalkyl, cycloalkenyl, heterocyclo, and heteroaryl is optionally substituted with 1, 2, or 3 substituents, each independently selected from the group consisting of alkyl, hydroxy, halo, haloalkyl, amino, alkylamino, dialkylamino, carboxy, alkoxy, and alkoxycarbonyl. In one embodiment, the optional substituents are selected from the group consisting of hydroxy, carboxy, amino, aminocarbonyl, C_{1-6} alkylaminocarbonyl, di(C_{1-6})alkylaminocarbonyl, SH, C_{1-6} alkylthio, guanidine, C_{6-12} aryl, C_{3-7} cycloalkyl, C_{3-7} cycloalkenyl, 5- to 10-membered heterocyclo, and 5- to 10-membered heteroaryl, wherein said aryl, cycloalkyl, cycloalkenyl, heterocyclo, and heteroaryl is optionally substituted with 1, 2, or 3 substituents, each independently selected from the group consisting of C_{1-6} alkyl, hydroxy, halo, halo(C_{1-6})alkyl, amino,

C₁₋₆ alkylamino, di(C₁₋₆)alkylamino, carboxy, C₁₋₆ alkoxy, and C₁₋₆ alkoxy carbonyl. In another embodiment, R¹² is hydrogen or alkyl and R¹³ is hydrogen, optionally substituted carboxyalkyl, optionally substituted (alkoxy carbonyl)alkyl, optionally substituted (carboxamido)alkyl, hydroxyalkyl, or alkyl. In another embodiment, R¹² is hydrogen or C₁₋₆ alkyl. In another embodiment, R¹² is hydrogen or C₁₋₆ alkyl, and R¹³ is hydrogen. In another embodiment, R¹² is hydrogen or C₁₋₆ alkyl and R¹³ is selected from the group consisting of optionally substituted carboxy(C₁₋₆)alkyl, optionally substituted (C₁₋₆ alkoxy carbonyl)(C₁₋₆)alkyl, optionally substituted (carboxamido)(C₁₋₆)alkyl, and C₁₋₆ alkyl.

[0143] In another embodiment, Compounds of the Invention are compounds of any one of Formulae I and VIII-XII, wherein R¹¹ is -NR¹²R¹³, wherein R¹² is hydrogen or alkyl, and R¹³ is selected from the group consisting of unsubstituted carboxyalkyl, unsubstituted (alkoxy carbonyl)alkyl, unsubstituted (carboxamido)alkyl, hydroxyalkyl, and alkyl.

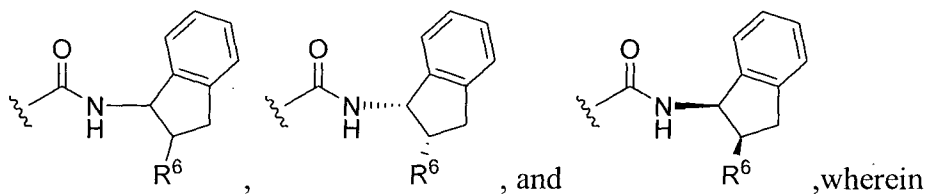
[0144] In another embodiment, Compounds of the Invention are compounds of any one of Formulae I and VIII-XII, wherein R¹¹ is -NR¹²R¹³, wherein R¹² is hydrogen or alkyl, and R¹³ is selected from the group consisting of carboxyalkyl, (alkoxy carbonyl)alkyl, and (carboxamido)alkyl, any of which is substituted at the alkyl portion with 1 or 2 substituents independently selected from the group consisting of hydroxy, carboxy, amino, aminocarbonyl, C₁₋₄ alkylaminocarbonyl, di(C₁₋₄)alkylaminocarbonyl, SH, C₁₋₄ alkylthio, guanidine, C₆₋₁₀ aryl, C₃₋₆ cycloalkyl, C₃₋₆ cycloalkenyl, 5- or 6-membered heterocyclo, and 5- or 6-membered heteroaryl, wherein said aryl, cycloalkyl, cycloalkenyl, heterocyclo, and heteroaryl is optionally substituted with 1 or 2 substituents, each independently selected from the group consisting of C₁₋₄ alkyl, hydroxy, halo, halo(C₁₋₄)alkyl, amino, C₁₋₄ alkylamino, di(C₁₋₄)alkylamino, carboxy, C₁₋₄ alkoxy, and C₁₋₄ alkoxy carbonyl.

[0145] In another embodiment, Compounds of the Invention are compounds of any one of Formulae I and VIII-XII, wherein R¹¹ is -NR¹²R¹³, wherein R¹² is hydrogen or alkyl, and R¹³ is selected from the group consisting of cycloalkyl, cycloalkenyl, heterocyclo, aryl, heteroaryl, (cycloalkyl)alkyl, (cycloalkenyl)alkyl, (heterocyclo)alkyl, arylalkyl, and heteroarylalkyl, wherein two adjacent carbon atoms of said cycloalkyl and cycloalkenyl rings are optionally fused to a phenyl ring; and wherein said cycloalkyl, cycloalkenyl, heterocyclo, aryl and heteroaryl, and said cycloalkyl, cycloalkenyl, heterocyclo, aryl and heteroaryl portions are optionally substituted with 1, 2, or 3 independently selected R⁶

groups. In one embodiment, R^{13} is selected from the group consisting of C_{3-7} cycloalkyl, C_{3-7} cycloalkenyl, 3- to 7-membered heterocyclo, C_{6-14} aryl, 5- to 10-membered heteroaryl, $(C_{3-7}$ cycloalkyl) (C_{1-6}) alkyl, $(C_{3-7}$ cycloalkenyl) (C_{1-6}) alkyl, (3- to 7-membered heterocyclo) (C_{1-6}) alkyl, C_{6-14} aryl (C_{1-6}) alkyl, and (5- to 10-membered heteroaryl) (C_{1-6}) alkyl, wherein two adjacent carbon atoms of said cycloalkyl and cycloalkenyl rings are optionally fused to a phenyl ring; and wherein said cycloalkyl, cycloalkenyl, heterocyclo, aryl and heteroaryl, and said cycloalkyl, cycloalkenyl, heterocyclo, aryl, and heteroaryl portions are optionally substituted with 1, 2, or 3 independently selected R^6 groups. In another embodiment, R^{13} is selected from the group consisting of C_{3-6} cycloalkyl, C_{3-6} cycloalkenyl, 5- or 6-membered heterocyclo, C_{6-10} aryl, 5- or 6-membered heteroaryl, $(C_{3-6}$ cycloalkyl) (C_{1-4}) alkyl, $(C_{3-6}$ cycloalkenyl) (C_{1-4}) alkyl, (5- or 6-membered heterocyclo) (C_{1-4}) alkyl, C_{6-10} aryl (C_{1-4}) alkyl, and (5- or 6-membered heteroaryl) (C_{1-4}) alkyl, wherein two adjacent carbon atoms of said cycloalkyl and cycloalkenyl rings are optionally fused to a phenyl ring; and wherein said cycloalkyl, cycloalkenyl, heterocyclo, aryl and heteroaryl, and said cycloalkyl, cycloalkenyl, heterocyclo, aryl and heteroaryl portions are optionally substituted with 1, 2, or 3 independently selected R^6 groups. In another embodiment, R^{13} is selected from the group consisting of C_{3-6} cycloalkyl and C_{3-6} cycloalkenyl fused to a phenyl ring, such as 2,3-dihydro-1H-inden-1-yl. Suitable R^6 groups are those described in connection with R^1 .

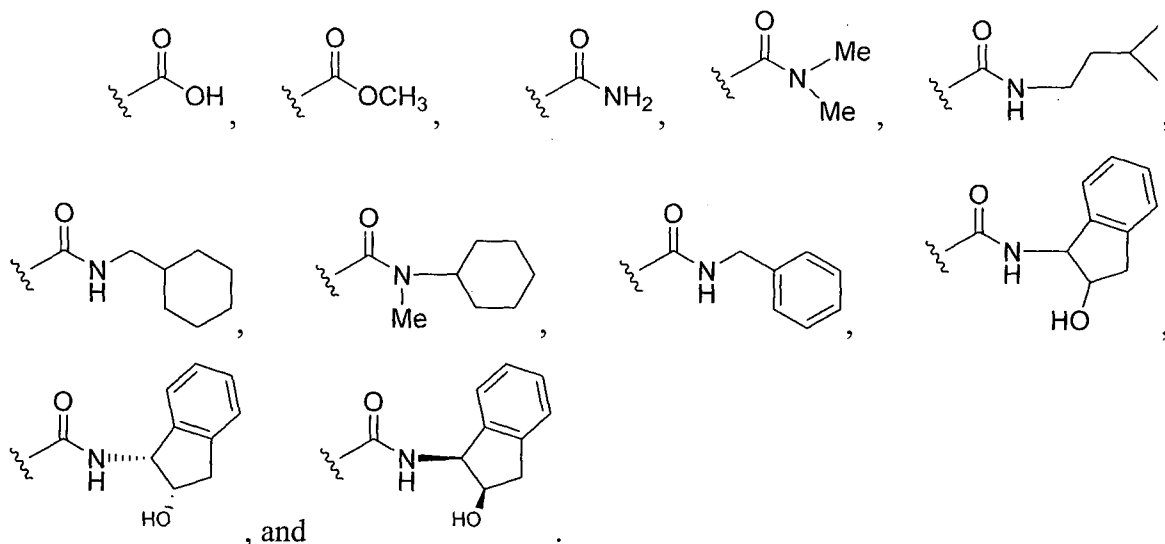
[0146] In another embodiment, Compounds of the Invention are compounds of any one of Formulae I and VIII-XII, wherein R^{11} is $-NR^{12}R^{13}$, wherein R^{12} is hydrogen or alkyl, and R^{13} is selected from the group consisting of cyclohexyl, cyclohexylmethyl, cyclohexylethyl, phenyl, benzyl, phenethyl, and 2,3-dihydro-1H-inden-1-yl, any of which is optionally substituted with 1, 2, or 3 independently selected R^6 groups.

[0147] In another embodiment, G is selected from the group consisting of



R^6 is as defined above in connection with Formula I.

[0148] In another embodiment, Compounds of the Invention are compounds of any one of Formulae I and VIII-XII, wherein G is selected from the group consisting of



[0149] In another embodiment, Compounds of the Invention are compounds of any one of Formulae I and VIII-XII, wherein R^{11} is $-NR^{12}R^{13}$, R^{12} is hydrogen or C_{1-6} alkyl, and R^{13} is optionally substituted carboxy(C_{1-6})alkyl, optionally substituted (C_{1-6} alkoxy carbonyl)(C_{1-6})alkyl, or optionally substituted (carboxamido)(C_{1-6})alkyl, and preferably R^{13} is optionally substituted carboxy(C_{1-6})alkyl, optionally substituted (C_{1-4} alkoxy carbonyl)(C_{1-6})alkyl, or optionally substituted (carboxamido)(C_{1-6})alkyl. In this aspect of the invention, preferably R^{13} is $-CHR^{15}-C(=O)-G^1$, wherein

[0150] R^{15} is selected from the group consisting of hydrogen, alkyl, hydroxyalkyl, carboxyalkyl, aminoalkyl, (aminocarbonyl)alkyl, (alkylaminocarbonyl)alkyl, (dialkylaminocarbonyl)alkyl, mercaptoalkyl, (alkylthio)alkyl, guanidinoalkyl, arylalkyl, (cycloalkyl)alkyl, (cycloalkenyl)alkyl, (heterocyclo)alkyl, and (heteroaryl)alkyl, wherein the aryl, cycloalkyl, cycloalkenyl, heterocyclo, and heteroaryl portions are optionally substituted with 1, 2, or 3 substituents, each independently selected from the group consisting of hydroxy, halo, alkyl, haloalkyl, cyano, nitro, amino, alkylamino, dialkylamino, carboxy, alkoxy, and alkoxy carbonyl; and

[0151] G^1 is OR^{16} or $NR^{17}R^{18}$, wherein

[0152] R^{16} is hydrogen or alkyl; and

[0153] R^{17} and R^{18} are each independently selected from the group consisting of hydrogen and alkyl.

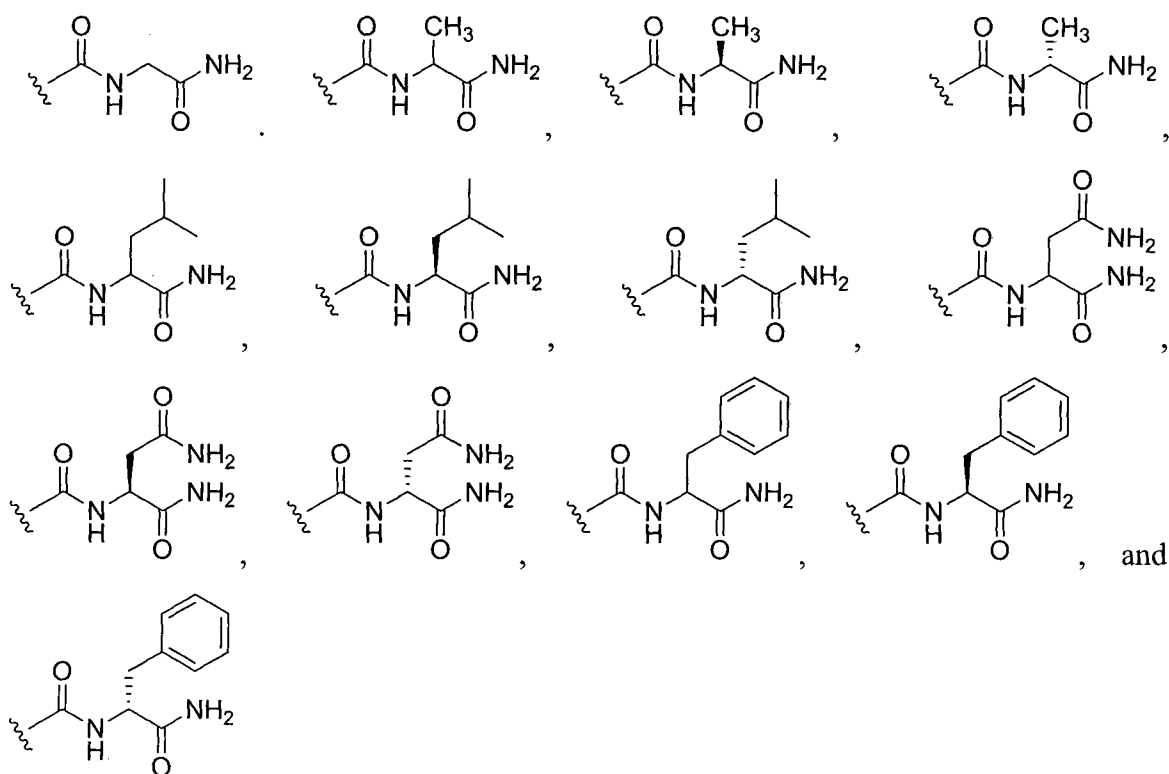
[0154] Typically, R^{15} is selected from the group consisting of hydrogen, C_{1-6} alkyl, monohydroxy(C_{1-6})alkyl, carboxy(C_{1-6})alkyl, amino(C_{1-6})alkyl, (aminocarbonyl)(C_{1-6})alkyl, (C_{1-4} alkylaminocarbonyl)(C_{1-6})alkyl, (di(C_{1-4})alkylaminocarbonyl)(C_{1-6})alkyl,

mercapto(C₁₋₆)alkyl, (C₁₋₄ alkylthio)(C₁₋₆)alkyl, guanidino(C₁₋₆)alkyl, C₆₋₁₂ aryl(C₁₋₆)alkyl, (C₃₋₇ cycloalkyl)(C₁₋₆)alkyl, (C₃₋₇ cycloalkenyl)(C₁₋₆)alkyl, (5- or 6-membered heterocyclo)(C₁₋₆)alkyl, and (5- or 6-membered heteroaryl)(C₁₋₆)alkyl, wherein the aryl, cycloalkyl, cycloalkenyl, heterocyclo, and heteroaryl portions are optionally substituted with 1, 2, or 3 substituents, each independently selected from the group consisting of hydroxy, halo, C₁₋₄ alkyl, halo(C₁₋₄)alkyl, cyano, nitro, amino, C₁₋₄ alkylamino, di(C₁₋₄)alkylamino, carboxy, C₁₋₄ alkoxy, and C₁₋₄ alkoxy carbonyl. In another embodiment, R¹⁵ is selected from the group consisting of C₁₋₄ alkyl, monohydroxy(C₁₋₄)alkyl, carboxy(C₁₋₄)alkyl, amino(C₁₋₄)alkyl, (aminocarbonyl)(C₁₋₄)alkyl, (C₁₋₂ alkylaminocarbonyl)(C₁₋₄)alkyl, (di(C₁₋₂)alkylaminocarbonyl)(C₁₋₄)alkyl, mercapto(C₁₋₄)alkyl, (C₁₋₂ alkylthio)(C₁₋₄)alkyl, guanidino(C₁₋₄)alkyl, C₆₋₁₀ aryl(C₁₋₄)alkyl, (C₃₋₆ cycloalkyl)(C₁₋₄)alkyl, (C₃₋₆ cycloalkenyl)(C₁₋₄)alkyl, (5- or 6-membered heterocyclo)(C₁₋₄)alkyl, and (5- or 6-membered heteroaryl)(C₁₋₄)alkyl, wherein the aryl, cycloalkyl, cycloalkenyl, heterocyclo, and heteroaryl portions are optionally substituted with 1, 2, or 3 substituents, each independently selected from the group consisting of hydroxy, halo, C₁₋₂ alkyl, halo(C₁₋₂)alkyl, cyano, nitro, amino, C₁₋₂ alkylamino, di(C₁₋₂)alkylamino, carboxy, C₁₋₂ alkoxy, and C₁₋₂ alkoxy carbonyl. In another embodiment, R¹⁵ is selected from the group consisting of C₁₋₄ alkyl, carboxy(C₁₋₄)alkyl, (aminocarbonyl)(C₁₋₄)alkyl, (C₁₋₂ alkylaminocarbonyl)(C₁₋₄)alkyl, (di(C₁₋₂)alkylaminocarbonyl)(C₁₋₄)alkyl, phenyl(C₁₋₄)alkyl, (C₃₋₆ cycloalkyl)(C₁₋₄)alkyl, (C₃₋₆ cycloalkenyl)(C₁₋₄)alkyl, (5- or 6-membered heterocyclo)(C₁₋₄)alkyl (such as morpholin-4-yl(C₁₋₄)alkyl), and (5- or 6-membered heteroaryl)(C₁₋₄)alkyl (such as tetrazolyl(C₁₋₄)alkyl (1H-tetrazol-1-yl or 1H-tetrazol-5-yl) and pyridinyl(C₁₋₄)alkyl (pyridin-2-yl(C₁₋₄)alkyl, pyridin-3-yl(C₁₋₄)alkyl or pyridin-4-yl(C₁₋₄)alkyl), wherein the phenyl, cycloalkyl, cycloalkenyl, heterocyclo, and heteroaryl portions are optionally substituted with 1, 2, or 3 substituents, each independently selected from the group consisting of hydroxy, halo, C₁₋₂ alkyl, halo(C₁₋₂)alkyl, cyano, nitro, amino, C₁₋₂ alkylamino, di(C₁₋₂)alkylamino, carboxy, C₁₋₂ alkoxy, and C₁₋₂ alkoxy carbonyl. In another embodiment, R¹⁵ is selected from the group consisting of C₁₋₄ alkyl, (aminocarbonyl)(C₁₋₂)alkyl, and phenyl(C₁₋₂)alkyl, such as methyl, ethyl, propyl, butyl, tert-butyl, aminocarbonylmethyl, and benzyl.

[0155] In one embodiment, G¹ is OR¹⁶, wherein R¹⁶ is hydrogen or alkyl, preferably hydrogen or C₁₋₆ alkyl, and more preferably R¹⁶ is hydrogen or C₁₋₄ alkyl. In another embodiment, G¹ is OH. In another embodiment, G¹ is OCH₃ or OC₂H₅.

[0156] In another embodiment, G^1 is $NR^{17}R^{18}$, wherein R^{17} and R^{18} are each independently selected from the group consisting of hydrogen and alkyl, and preferably each independently selected from the group consisting of hydrogen and C_{1-6} alkyl, and more preferably each independently selected from the group consisting of hydrogen and C_{1-4} alkyl. In another embodiment, G^1 is NH_2 . In another embodiment, G^1 is $N(H)CH_3$, $N(H)C_2H_5$, or $N(CH_3)_2$.

[0157] In another embodiment, Compounds of the Invention are compounds of any one of Formulae I and VIII-XII, wherein G is selected from the group consisting of

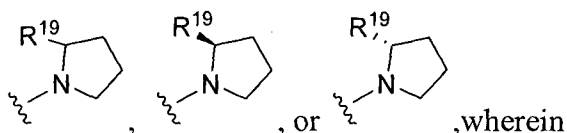


[0158] In another embodiment, Compounds of the Invention are compounds of any one of Formulae I and VIII-XII, wherein R^{11} is $-NR^{12}R^{13}$, R^{12} is hydrogen or C_{1-6} alkyl, and R^{13} is hydroxyalkyl. In this embodiment, R^{13} is preferably monohydroxy(C_{1-4})alkyl or dihydroxy(C_{1-4})alkyl. Advantageously, R^{13} is 1,2-dihydroxyethyl.

[0159] In another embodiment, Compounds of the Invention are compounds of any one of Formulae I and VIII-XII, wherein R^{11} is $-NR^{12}R^{13}$ and R^{12} and R^{13} together with the nitrogen atom to which they are attached form an optionally substituted heterocyclic ring. In another embodiment, the optionally substituted heterocyclic ring is an optionally substituted 5- or 6-membered heterocyclic ring. In this aspect of the invention, useful

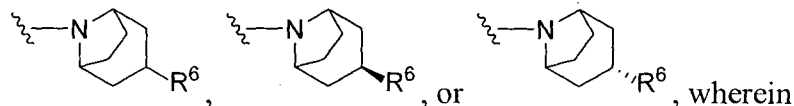
heterocyclic rings include unsubstituted or substituted 5- or 6-membered heterocyclic rings containing 1-2 nitrogen atoms and optionally 1 or 2 other heteroatoms. In one embodiment, the heterocyclic ring is a substituted or unsubstituted 5-membered heterocyclic ring containing 1 nitrogen atom, such as substituted or unsubstituted pyrrolidin-1-yl. In another embodiment, the heterocyclic ring is a substituted or unsubstituted 6-membered heterocyclic ring containing 1 nitrogen atom and 1 heteroatom selected from the group consisting of oxygen or sulphur, such as, for example, a substituted or unsubstituted morpholinyl, thiomorpholinyl, and dioxidithiomorpholinyl. In another embodiment, the optionally substituted heterocyclic ring is an optionally substituted bicyclic ring system. In this aspect, suitable heterocyclic rings include unsubstituted or substituted 7-10 membered bicyclic ring systems containing 1-2 nitrogen atoms and optionally 1 or 2 other heteroatoms, such as, for example, isoindolin-2-yl and azabicyclo[3.2.1]octan-8-yl. Suitable optional substituents include hydroxy, halo, C₁₋₄ alkyl, halo(C₁₋₄)alkyl, cyano, nitro, amino, aminocarbonyl, (C₁₋₄ alkylamino)carbonyl, C₁₋₄ alkylamino, di(C₁₋₄)alkylamino, carboxy, C₁₋₄ alkoxy, and C₁₋₄ alkoxy carbonyl.

[0160] In another embodiment, R¹² and R¹³ together with the nitrogen atom to which they are attached form



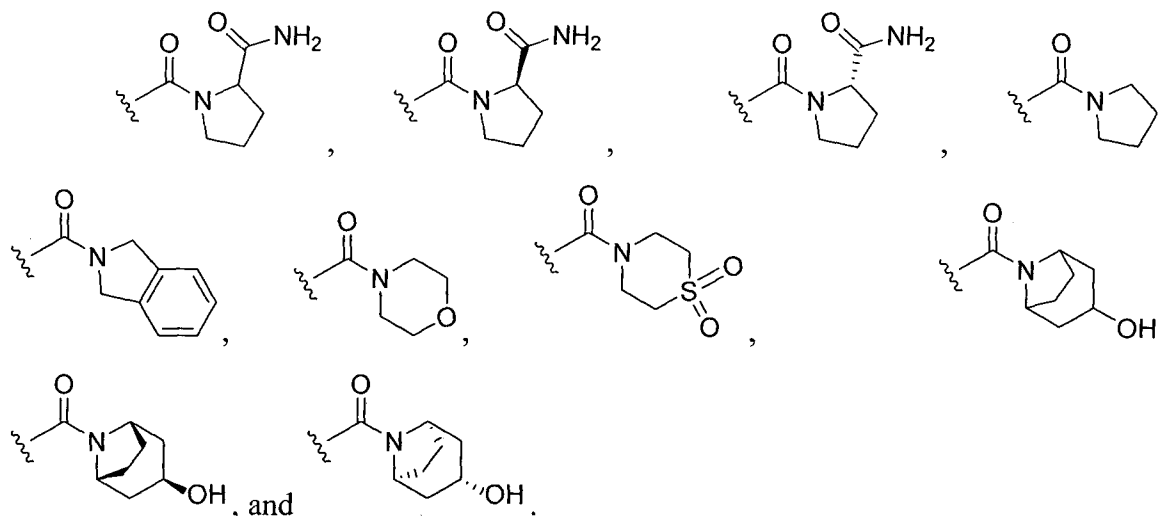
R¹⁹ is hydrogen, aminocarbonyl or (C₁₋₄ alkylamino)carbonyl; and preferably R¹⁹ is hydrogen, aminocarbonyl, (methylamino)carbonyl or (ethylamino)carbonyl.

[0161] In another embodiment, R¹² and R¹³ together with the nitrogen atom to which they are attached form



R⁶ is as defined above in connection with Formula I.

[0162] In another embodiment, Compounds of the Invention are compounds of any one of Formulae I and VIII-XII, wherein G is selected from the group consisting of

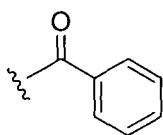


[0163] In another embodiment, Compounds of the Invention are compounds of any one of Formulae I and VIII-XII, wherein R^{11} is selected from the group consisting of aryl, heteroaryl, cycloalkyl, cycloalkenyl, heterocyclo, arylalkyl, heteroarylalkyl, (cycloalkyl)alkyl, (cycloalkenyl)alkyl, and (heterocyclo)alkyl, any of which is optionally substituted; and wherein two adjacent carbon atoms of said cycloalkyl or cycloalkenyl rings are optionally fused to a phenyl ring. In one embodiment, R^{11} is selected from the group consisting of C_{6-14} aryl, 5- to 10-membered heteroaryl, C_{3-7} cycloalkyl, C_{3-7} cycloalkenyl, 3- to 7-membered heterocyclo, C_{6-14} aryl(C_{1-6})alkyl, (5- to 10-membered heteroaryl)(C_{1-6})alkyl, (C_{3-7} cycloalkyl)(C_{1-6})alkyl, (C_{3-7} cycloalkenyl)(C_{1-6})alkyl, and (3- to 7-membered heterocyclo)(C_{1-6})alkyl, wherein two adjacent carbon atoms of said cycloalkyl and cycloalkenyl rings are optionally fused to a phenyl ring; and wherein said cycloalkyl, cycloalkenyl, heterocyclo, aryl and heteroaryl, and said aryl, heteroaryl, cycloalkyl, cycloalkenyl, and heterocyclo portions are optionally substituted with 1, 2, or 3 substituents, each independently selected from the group consisting of hydroxy, alkyl, halo, haloalkyl, amino, alkylamino, dialkylamino, carboxy, alkoxy, alkoxy carbonyl, aryl, heteroaryl, heterocyclo, cycloalkyl, and cycloalkenyl, wherein said aryl, heteroaryl, heterocyclo, cycloalkyl, and cycloalkenyl are optionally substituted with 1, 2, or 3 independently selected R^6 groups. In another embodiment, R^{11} is selected from the group consisting of C_{6-10} aryl, 5- or 6-membered heteroaryl, C_{3-6} cycloalkyl, C_{3-6} cycloalkenyl, 5- or 6-membered heterocyclo, C_{6-10} aryl(C_{1-4})alkyl, (5- or 6-membered heteroaryl)(C_{1-4})alkyl, (C_{3-6} cycloalkyl)(C_{1-4})alkyl, (C_{3-6} cycloalkenyl)(C_{1-4})alkyl, and (5- or 6-membered heterocyclo)(C_{1-4})alkyl, wherein two adjacent carbon atoms of said cycloalkyl and cycloalkenyl rings are optionally fused to a phenyl ring; and wherein said cycloalkyl,

cycloalkenyl, heterocyclo, aryl and heteroaryl, and said aryl, heteroaryl, cycloalkyl, cycloalkenyl, and heterocyclo portions are optionally substituted with 1, 2, or 3 substituents, each independently selected from the group consisting of hydroxy, alkyl, halo, haloalkyl, amino, alkylamino, dialkylamino, carboxy, alkoxy, alkoxy carbonyl, aryl, heteroaryl, heterocyclo, cycloalkyl, and cycloalkenyl, wherein said aryl, heteroaryl, heterocyclo, cycloalkyl, and cycloalkenyl are optionally substituted with 1, 2, or 3 independently selected R⁶ groups. Suitable R⁶ groups are those described in connection with R¹.

[0164] In another embodiment, Compounds of the Invention are compounds of any one of Formulae I and VIII-XII, wherein R¹¹ is unsubstituted phenyl or phenyl substituted with 1, 2, or 3 substituents, each independently selected from the group consisting of hydroxy, alkyl, halo, haloalkyl, amino, alkylamino, dialkylamino, carboxy, alkoxy, alkoxy carbonyl, aryl, heteroaryl, heterocyclo, cycloalkyl, and cycloalkenyl, wherein said aryl, heteroaryl, heterocyclo, cycloalkyl, and cycloalkenyl are optionally substituted with 1, 2, or 3 independently selected R⁶ groups.

[0165] In another embodiment, Compounds of the Invention are compounds of any one of Formulae I and VIII-XII, wherein G is



[0166] In another embodiment, Compounds of the Invention are compounds of any one of Formulae VIII-XI, wherein

[0167] R¹ is hydroxy or unsubstituted C₁₋₆ alkoxy;

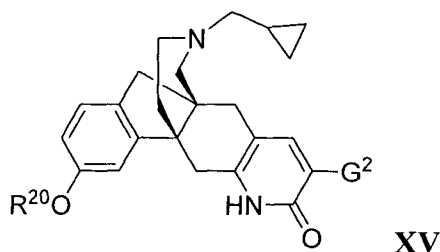
[0168] R² is cyclopropyl(C₁₋₄)alkyl, cyclobutyl(C₁₋₄)alkyl, cyclopentyl(C₁₋₄)alkyl, or cyclohexyl(C₁₋₄)alkyl, optionally substituted with 1, 2, or 3 substituents, each independently selected from the group consisting of hydroxy, C₁₋₄ alkyl, halo, halo(C₁₋₄)alkyl, amino, C₁₋₄ alkylamino, di(C₁₋₄)alkylamino, carboxy, C₁₋₄ alkoxy, and C₁₋₄ alkoxy carbonyl;

[0169] --- is a single bond; and

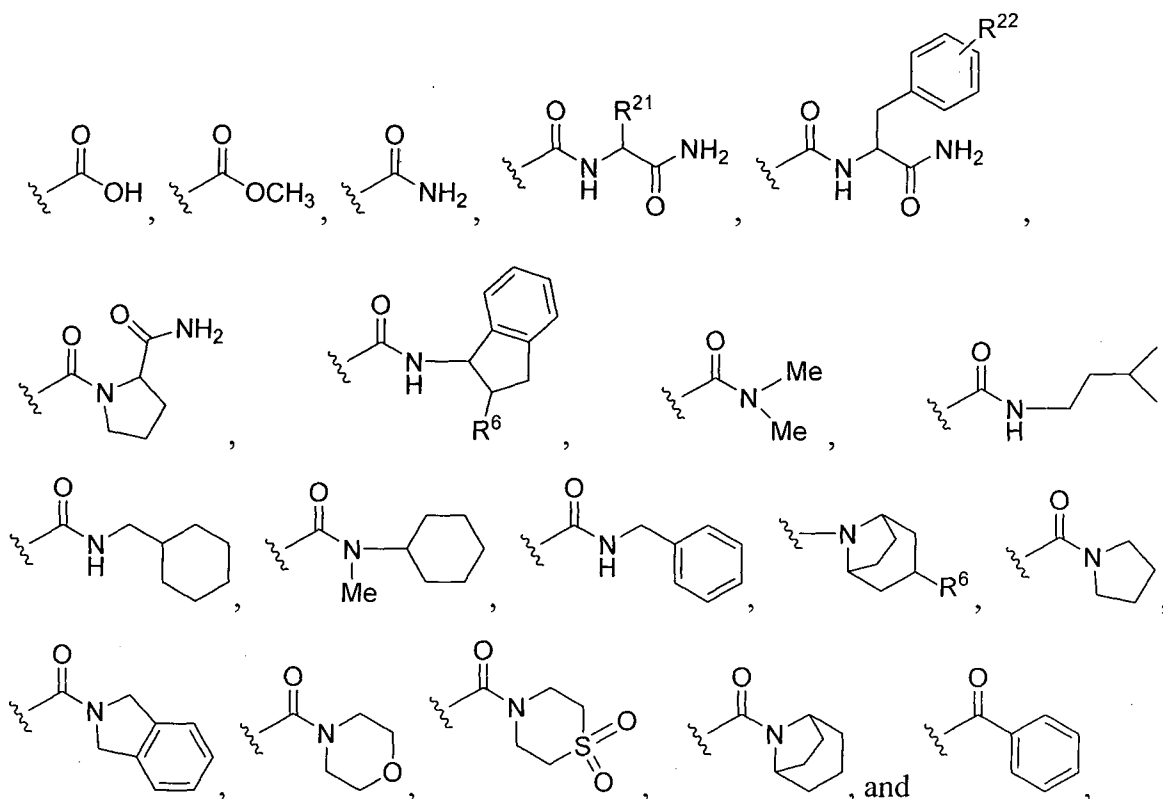
[0170] R¹⁰ is hydrogen or methyl.

[0171] Compounds of the Invention are compounds of any one of Formulae VIII-XI, wherein R² is unsubstituted cyclopropyl(C₁₋₄)alkyl.

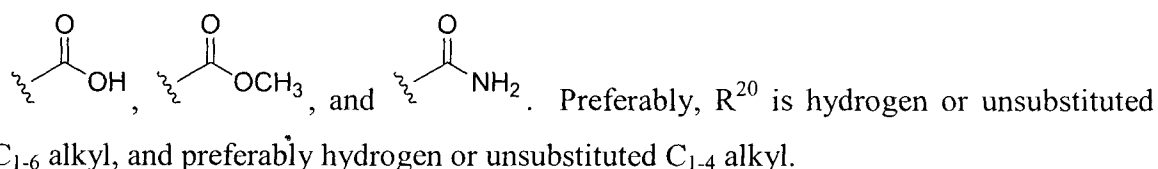
- [0172] In another embodiment, Compounds of the Invention are compounds of any one of Formulae VIII-XI, wherein R¹ is hydroxy or unsubstituted C₁₋₆ alkoxy; R² is unsubstituted C₁₋₄ alkyl, or cyclopropyl(C₁₋₄)alkyl, cyclobutyl(C₁₋₄)alkyl, cyclopentyl(C₁₋₄)alkyl, or cyclohexyl(C₁₋₄)alkyl, optionally substituted with 1, 2, or 3 substituents, each independently selected from the group consisting of hydroxy, C₁₋₄ alkyl, halo, halo(C₁₋₄)alkyl, amino, C₁₋₄ alkylamino, di(C₁₋₄)alkylamino, carboxy, C₁₋₄ alkoxy, and C₁₋₄ alkoxy-carbonyl; == is a single bond; and R¹⁰ is hydrogen. In this embodiment, R² is preferably unsubstituted cyclopropyl(C₁₋₄)alkyl.
- [0173] In another embodiment, Compounds of the Invention are compounds of any one of Formulae VIII-XI, wherein R¹ is hydroxy or unsubstituted C₁₋₆ alkoxy; R² is C₁₋₆ alkyl (preferably C₁₋₄ alkyl) substituted with 1, 2, or 3 substituents, each independently selected from the group consisting of halo (such as fluoro), halo(C₁₋₄)alkyl (such as, for example, trifluoro(C₁₋₂)alkyl), phenyl, and heterocyclo (such as tetrahydropyranyl); unsubstituted C₂₋₆ alkenyl (preferably C₂₋₄ alkenyl); or C₂₋₆ alkenyl substituted with 1, 2, or 3 substituents each independently selected from the group consisting of C₁₋₄ alkyl (such as methyl), halo (such as fluoro), halo(C₁₋₄)alkyl (such as, for example, trifluoro(C₁₋₂)alkyl), phenyl, and heterocyclo (such as tetrahydropyranyl); == is a single bond, and R¹⁰ is hydrogen.
- [0174] In another embodiment, Compounds of the Invention are compounds of any one of Formulae VIII-XI, wherein R¹ is hydroxy or unsubstituted C₁₋₆ alkoxy; R² is unsubstituted C₁₋₄ alkyl; or cyclopropyl(C₁₋₄)alkyl, cyclobutyl(C₁₋₄)alkyl, cyclopentyl(C₁₋₄)alkyl, or cyclohexyl(C₁₋₄)alkyl, optionally substituted with 1, 2, or 3 substituents, each independently selected from the group consisting of hydroxy, C₁₋₄ alkyl, halo, halo(C₁₋₄)alkyl, amino, C₁₋₄ alkylamino, di(C₁₋₄)alkylamino, carboxy, C₁₋₄ alkoxy, and C₁₋₄ alkoxy-carbonyl; and R⁷ and R⁸ are both hydrogen; R¹⁰ is hydrogen; and G is -C(=O)O(C₁₋₄)alkyl or -C(=O)NH₂.
- [0175] In another embodiment, Compounds of the Invention are compounds of Formula I and Formula VIII, wherein R² is (cyclopropyl)methyl, == is a single bond, and R¹⁰ is hydrogen, represented by Formula XV:



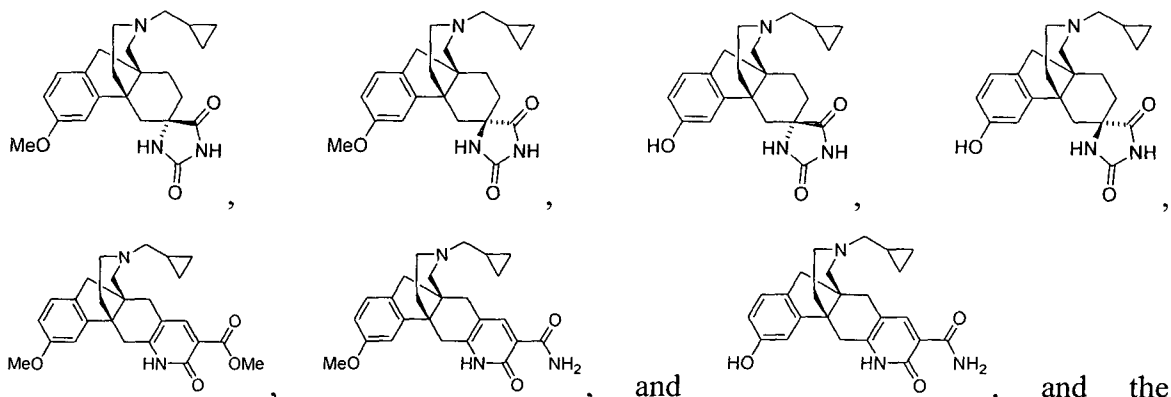
and the pharmaceutically acceptable salts and solvates thereof, wherein R^{20} is hydrogen or C_{1-6} alkyl optionally substituted with 1 or 2 substituents, each independently selected from the group consisting of hydroxy, halo, halo(C_{1-4})alkyl, amino, C_{1-4} alkylamino, di(C_{1-4})alkylamino, carboxy, C_{1-4} alkoxy, and C_{1-4} alkoxy carbonyl, and G^2 is selected from the group consisting of



wherein R^{21} is hydrogen, C_{1-4} alkyl or $-(C_{1-4})\text{alkyl}-C(=O)NH_2$, R^{22} is selected from the group consisting of hydrogen, C_{1-4} alkyl, hydroxy, halo, halo(C_{1-2})alkyl, C_{1-2} alkoxy, C_{1-2} alkoxy carbonyl, and aminocarbonyl, and R^6 is as defined for Formula I. Preferably, G^2 is selected from the group consisting of



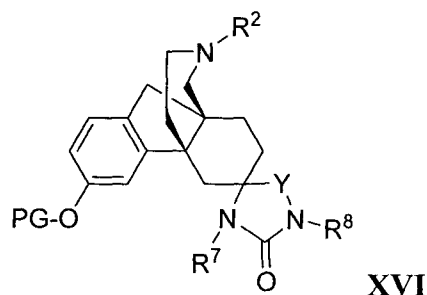
[0176] In another embodiment, Compounds of the Invention include:



pharmaceutically acceptable salts and solvates thereof.

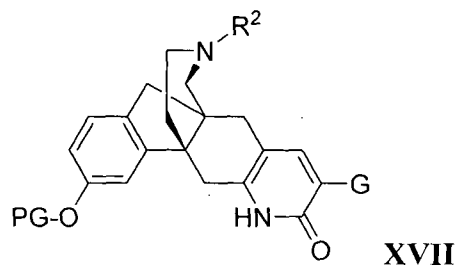
[0177] In another embodiment, Compounds of the Invention are compounds of any one of Formulae I-XII, wherein R^1 is $-O-PG$, wherein PG is a hydroxyl protecting group.

[0178] In another embodiment, Compounds of the Invention are compounds of Formula I, represented by Formula XVI:



wherein R^2 , R^7 , R^8 , Y and PG are as defined above in connection with Formula I. Suitable and preferable definitions for R^2 , R^7 , and R^8 are those described above for any of Formulae I-VII.

[0179] In another embodiment, Compounds of the Invention are compounds of Formula I, represented by Formula XVII:



wherein R^2 , G and PG are as defined above in connection with Formula I. Suitable and preferable definitions for R^2 and G are those described above for any of Formulae I and VIII-XII.

[0180] Suitable hydroxyl protecting groups for PG are well known and include, for example, any suitable hydroxyl protecting group disclosed in Wuts, P. G. M. & Greene, T. W., *Greene's Protective Groups in Organic Synthesis*, 4rd Ed., pp. 16-430 (J. Wiley & Sons, 2007), herein incorporated by reference in its entirety. The term "hydroxyl protecting group" as used herein refers to a group that blocks (i.e., protects) the hydroxy functionality while reactions are carried out on other functional groups or parts of the molecule. Those skilled in the art will be familiar with the selection, attachment, and cleavage of protecting groups and will appreciate that many different protective groups are known in the art, the suitability of one protective group or another being dependent on the particular synthetic scheme planned. Suitable hydroxyl protecting groups are generally able to be selectively introduced and removed using mild reaction conditions that do not interfere with other portions of the subject compounds. These protecting groups can be introduced or removed at a convenient stage using methods known in the art. The chemical properties of such groups, methods for their introduction and removal are known in the art and can be found, for example, in Greene, T.W. and Wuts, P.G.M., above. Additional hydroxyl protecting groups can be found, for example, in U.S. Patent No. 5,952,495, U.S. Patent Appl. Pub. No. 2008/0312411, WO 2006/035195, and WO 98/02033, which are herein incorporated by reference in their entireties. Suitable hydroxyl protecting groups include the methoxymethyl, tetrahydropyranyl, tert-butyl, allyl, tert-butyldimethylsilyl, tert-butyldiphenylsilyl, acetyl, pivaloyl, benzoyl, benzyl (Bn), and p-methoxybenzyl group.

[0181] It will be apparent to a person of ordinary skill in the art in view of this disclosure that certain groups included in the definitions of -O-PG overlap with the other definitions for R¹, such as methoxy, tert-butoxy, etc., and, thus, certain Compounds of the Invention having R¹ groups that include groups acting as hydroxyl protecting groups can be pharmaceutically active as described herein.

[0182] In one embodiment, the hydroxyl protecting group PG is selected from the group consisting of alkyl, arylalkyl, heterocyclo, (heterocyclo)alkyl, acyl, silyl, and carbonate, any of which are optionally substituted.

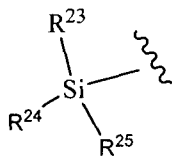
[0183] In another embodiment, the hydroxyl protecting group PG is an alkyl group, typically an optionally substituted C₁₋₆ alkyl group, and suitably unsubstituted methyl or tert-butyl.

[0184] In another embodiment, the hydroxyl protecting group PG is an arylalkyl group. Suitable arylalkyl groups include, for example, an unsubstituted benzyl group, substituted benzyl groups, such as p-methoxybenzyl, and naphthylmethyl.

[0185] In another embodiment, the hydroxyl protecting group PG is a heterocyclo group, such as unsubstituted tetrahydropyranyl or optionally substituted tetrahydropyranyl.

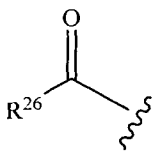
[0186] In another embodiment, the hydroxyl protecting group PG is a (heterocyclo)alkyl group. Suitable (heterocyclo)alkyl groups include, for example, 4-morpholinyl(C₁₋₄)alkyl groups, such as, 2-(4-morpholinyl)ethyl.

[0187] In another embodiment, the hydroxyl protecting group PG is a silyl group. The term "silyl" as employed herein refers to the group having the following structure:



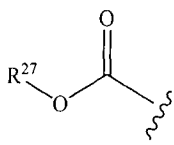
, wherein R²³, R²⁴, and R²⁵ are each independently selected from the group consisting of alkyl, cycloalkyl, aryl, (cycloalkyl)alkyl, or arylalkyl, any of which is optionally substituted. In one embodiment, the silyl group is trimethyl silyl, tert-butyl dimethyl silyl, tert-butyl diphenyl silyl, or tri-isopropyl silyl.

[0188] In another embodiment, the hydroxyl protecting group PG is an acyl group. The term "acyl" as employed herein refers to the following structure:



, wherein R²⁶ is alkyl, cycloalkyl, aryl, (cycloalkyl)alkyl, or arylalkyl, any of which is optionally substituted. The acyl group can be, for example, C₁₋₄ alkylcarbonyl (such as, for example, acetyl), arylcarbonyl (such as, for example, benzoyl), levulinoyl, or pivaloyl. In another embodiment, the acyl group is benzoyl.

[0189] In another embodiment, the hydroxyl protecting group is a carbonate group. The term "carbonate" as employed herein refers to the following structure:



, wherein R²⁷ is alkyl, alkenyl, cycloalkyl, aryl, (cycloalkyl)alkyl, or arylalkyl, any of which is optionally substituted. Typically, R²⁷ is C₁₋₁₀ alkyl (e.g., 2,4-dimethylpent-3-yl), C₂₋₆ alkenyl (e.g., ethenyl or prop-2-enyl, i.e., allyl), C₃₋₁₂ cycloalkyl

(e.g., adamantyl), phenyl, or benzyl. In one embodiment, the carbonate is (benzyloxy)carbonyl.

[0190] The term “amine protecting group” as used herein refers to a group that blocks (i.e., protects) the amine functionality while reactions are carried out on other functional groups or parts of the molecule. Those skilled in the art will be familiar with the selection, attachment, and cleavage of amine protecting groups and will appreciate that many different protective groups are known in the art, the suitability of one protective group or another being dependent on the particular synthetic scheme planned. Treatises on the subject are available for consultation, such as Wuts, P. G. M. & Greene, T. W., *Greene's Protective Groups in Organic Synthesis*, 4th Ed. (J. Wiley & Sons, 2007), herein incorporated by reference in its entirety. Suitable amine protecting groups include $-\text{CH}_2\text{-O-(CH}_2\text{)}_2\text{-Si(CH}_3\text{)}_3$, carbobenzyloxy (Cbz), *tert*-butyloxycarbonyl (BOC), 9-fluorenylmethyloxycarbonyl (Fmoc), benzoyl (Bz), acetyl (Ac), carbamate, tosyl (Ts), and benzyl (Bn) groups. It will be apparent to a person of ordinary skill in the art in view of this disclosure that certain groups included in the definition “amine protecting group” overlap with the other definitions for R^7 and R^8 , such as benzyl, and, thus, certain Compounds of the Invention having R^7 or R^8 groups that include groups acting as amine protecting groups can be pharmaceutically active as described herein.

[0191] Optional substituents attached to aryl, phenyl and heteroaryl rings each take the place of a hydrogen atom that would otherwise be present in any position on the aryl, phenyl or heteroaryl rings.

[0192] Useful halo or halogen groups include fluorine, chlorine, bromine and iodine.

[0193] Useful alkyl groups are selected from straight-chain and branched-chain C_{1-10} alkyl groups. Typical C_{1-10} alkyl groups include methyl (Me), ethyl, *n*-propyl, *n*-butyl, *n*-pentyl, *n*-hexyl, *n*-heptyl, *n*-octyl, *n*-nonyl, and *n*-decyl, isopropyl, *sec*-butyl, *tert*-butyl, *iso*-butyl, *iso*-pentyl, neopentyl, 1-methylbutyl, 2-methylbutyl, 3-methylbutyl, 1,1-dimethylpropyl, 1,2-dimethylpropyl, 1-methylpentyl, 2-methylpentyl, 3-methylpentyl, 4-methylpentyl, 1-ethylbutyl, 2-ethylbutyl, 3-ethylbutyl, 1,1-dimethylbutyl, 1,2-dimethylbutyl, 1,3-dimethylbutyl, 2,2-dimethylbutyl, 2,3-dimethylbutyl, 3,3-dimethylbutyl, 1-methylhexyl, 2-methylhexyl, 3-methylhexyl, 4-methylhexyl, 5-methylhexyl, 1,2-dimethylpentyl, 1,3-dimethylpentyl, 1,2-dimethylhexyl, 1,3-dimethylhexyl, 3,3-dimethylhexyl, 1,2-dimethylheptyl, 1,3-dimethylheptyl, and 3,3-dimethylheptyl, among others. In one embodiment, useful alkyl groups are selected from straight chain C_{1-6} alkyl groups and branched chain C_{3-6} alkyl groups. Typical C_{1-6}

alkyl groups include methyl, ethyl, propyl, isopropyl, butyl, *sec*-butyl, *tert*-butyl, *iso*-butyl, pentyl, 3-pentyl, hexyl, among others. In one embodiment, useful alkyl groups are selected from straight chain C₂₋₆ alkyl groups and branched chain C₃₋₆ alkyl groups. Typical C₂₋₆ alkyl groups include ethyl, propyl, isopropyl, butyl, *sec*-butyl, *tert*-butyl, *iso*-butyl, pentyl, 3-pentyl, hexyl among others. In one embodiment, useful alkyl groups are selected from straight chain C₁₋₄ alkyl groups and branched chain C₃₋₄ alkyl groups. Typical C₁₋₄ alkyl groups include methyl, ethyl, propyl, isopropyl, butyl, *sec*-butyl, *tert*-butyl, and *iso*-butyl.

[0194] Useful alkenyl groups are selected from straight-chain and branched-chain C₂₋₆ alkenyl groups, preferably C₂₋₄ alkenyl. Typical C₂₋₆ alkenyl groups include ethenyl (vinyl), propenyl, isopropenyl, butenyl, *sec*-butenyl, pentenyl, and hexenyl. Typical C₂₋₄ alkenyl groups include ethenyl, propenyl, isopropenyl, butenyl, and *sec*-butenyl.

[0195] Useful alkynyl groups are selected from straight-chain and branched-chain C₂₋₆ alkynyl groups, preferably C₂₋₄ alkynyl. Typical C₂₋₆ alkynyl groups include ethynyl, propynyl, butynyl, 2-butynyl, pentynyl, and hexynyl groups. Typical C₂₋₄ alkynyl groups include ethynyl, propynyl, butynyl, and 2-butynyl groups.

[0196] Useful haloalkyl groups include any of the above-mentioned C₁₋₁₀ alkyl groups, preferably any of the above-mentioned C₁₋₆ alkyl groups, and preferably any of the above-mentioned C₁₋₄ alkyl groups, substituted by one or more independently selected fluorine, chlorine, bromine or iodine atoms (e.g., fluoromethyl, difluoromethyl, trifluoromethyl, pentafluoroethyl, 1,1-difluoroethyl, 2,2-difluoroethyl, 2,2,2-trifluoroethyl, 3,3,3-trifluoropropyl, 4,4,4-trifluorobutyl, and trichloromethyl groups).

[0197] Useful hydroxyalkyl groups include any of the above-mentioned C₁₋₁₀ alkyl groups, preferably any of the above-mentioned C₁₋₆ alkyl groups, and preferably any of the above-mentioned C₁₋₄ alkyl groups, substituted by one or more hydroxy groups, such as monohydroxyalkyl and dihydroxyalkyl groups (e.g., hydroxymethyl, hydroxyethyl, hydroxypropyl, hydroxybutyl, hydroxypentyl, and hydroxyhexyl groups, and especially hydroxymethyl, 1-hydroxyethyl, 2-hydroxyethyl, 1,2-dihydroxyethyl, 2-hydroxypropyl, 2-hydroxyprop-2-yl, 3-hydroxypropyl, 2,3-dihydroxypropyl, 3-hydroxybutyl, 4-hydroxybutyl, 2-hydroxy-1-methylpropyl, and 1,3-dihydroxyprop-2-yl). In one embodiment, the monohydroxyalkyl is monohydroxy(C₁₋₄)alkyl. In one embodiment, the dihydroxyalkyl is dihydroxy(C₁₋₄)alkyl.

- [0198] Useful cycloalkyl groups are selected from saturated cyclic hydrocarbon groups containing 1, 2, or 3 rings having 3, 4, 5, 6, 7, 8, 9, 10, 11, or 12 carbon atoms (*i.e.*, C₃-C₁₂ cycloalkyl) or the number of carbons designated. In one embodiment, the cycloalkyl has one or two rings. In another embodiment, the cycloalkyl is a C₃-C₈ cycloalkyl. In another embodiment, the cycloalkyl is C₃₋₇ cycloalkyl. In another embodiment, the cycloalkyl is C₃₋₆ cycloalkyl. Exemplary cycloalkyl groups include cyclopropyl, cyclobutyl, cyclopentyl, cyclohexyl, cycloheptyl, cyclooctyl, norbornyl, decalin, and adamantyl.
- [0199] Useful cycloalkenyl groups are selected from partially unsaturated (*i.e.*, containing one or two double bonds) cyclic hydrocarbon groups containing 1, 2, or 3 rings having 4, 5, 6, 7, 8, 9, 10, 11, or 12 carbon atoms (*i.e.*, C₄-C₁₂ cycloalkenyl) or the number of carbons designated. In one embodiment, the cycloalkenyl has one or two rings. In another embodiment, the cycloalkenyl is a C₃-C₈ cycloalkenyl. In another embodiment, the cycloalkenyl is C₃₋₇ cycloalkenyl. In another embodiment, the cycloalkenyl is C₃₋₆ cycloalkenyl. In one embodiment, the cycloalkenyl group contains one double bond. Exemplary cycloalkenyl groups containing one double bond include cyclobutenyl, cyclopentenyl, cyclohexenyl, cycloheptenyl, cyclooctenyl, cyclononenyl, and cyclodecenyl. In another embodiment, the cycloalkenyl group contains two double bonds. Preferably, the cycloalkenyl groups containing two double bonds have 5, 6, 7, 8, 9, 10, 11, or 12 carbon atoms (*i.e.*, C₅-C₁₂ cycloalkadienyl). Exemplary cycloalkenyl groups having two double bonds include cyclopentadienyl, cyclohexadienyl, cycloheptadienyl, cyclooctadienyl, cyclononadienyl, and cyclodecadienyl.
- [0200] Useful alkoxy groups include oxygen substituted by one of the C₁₋₁₀ alkyl groups mentioned above (e.g., methoxy, ethoxy, propoxy, iso-propoxy, butoxy, tert-butoxy, isobutoxy, sec-butoxy, pentyloxy, hexyloxy, heptyloxy, octyloxy, nonyloxy and decyloxy), preferably by one of the C₁₋₆ alkyl groups, and more preferably by one of the C₁₋₄ alkyl groups.
- [0201] Useful alkenyloxy groups include oxygen substituted by one of the C₂₋₆ alkenyl groups, and preferably by one of the C₂₋₄ alkenyl groups, mentioned above (e.g., ethenyloxy, propenyloxy, isopropenyloxy, butenyloxy, *sec*-butenyloxy, pentenyloxy, and hexenyloxy).

- [0202] Useful alkynyloxy groups include oxygen substituted by one of the C₂₋₆ alkynyl groups, preferably by one of the C₂₋₄ alkynyl groups, mentioned above (e.g., ethynyloxy, propynyloxy, butynyloxy, 2-butynyloxy, pentynyloxy, and hexynyloxy).
- [0203] Useful alkoxyalkyl groups include any of the above-mentioned C₁₋₁₀ alkyl groups, and preferably any of the above-mentioned C₁₋₆ alkyl groups, substituted with any of the above-mentioned alkoxy groups (e.g., methoxymethyl, methoxyethyl, methoxypropyl, methoxybutyl, ethoxymethyl, 2-ethoxyethyl, 3-ethoxypropyl, 4-ethoxybutyl, propoxymethyl, iso-propoxymethyl, 2-propoxyethyl, 3-propoxypropyl, butoxymethyl, tert-butoxymethyl, isobutoxymethyl, sec-butoxymethyl, and pentyloxymethyl).
- [0204] Useful haloalkoxy groups include oxygen substituted by one of the C₁₋₁₀ haloalkyl groups, and preferably one of the C₁₋₆ haloalkyl groups, mentioned above (e.g., fluoromethoxy, difluoromethoxy, trifluoromethoxy, and 2,2,2-trifluoroethoxy).
- [0205] Useful (cycloalkyl)alkyl groups include any of the above-mentioned C₁₋₁₀ alkyl groups, and preferably any of the above-mentioned C₁₋₆ alkyl groups, substituted with any of the above-mentioned cycloalkyl groups (e.g., (cyclopropyl)methyl, 2-(cyclopropyl)ethyl, (cyclopropyl)propyl, (cyclobutyl)methyl, (cyclopentyl)methyl, and (cyclohexyl)methyl).
- [0206] Useful (cycloalkenyl)alkyl groups include any of the above-mentioned C₁₋₁₀ alkyl groups, and preferably any of the above-mentioned C₁₋₆ alkyl groups, substituted with any of the above-mentioned cycloalkenyl groups (e.g., (cyclobutenyl)methyl, 2-(cyclobutenyl)ethyl, (cyclobutenyl)propyl, (cyclopentenyl)methyl, (cyclohexenyl)methyl, and (cyclopentadienyl)methyl).
- [0207] Useful aryl groups are C₆₋₁₄ aryl, especially C₆₋₁₀ aryl. Typical C₆₋₁₄ aryl groups include phenyl (Ph), naphthyl, phenanthryl, anthracyl, indenyl, azulenyl, biphenyl, biphenylenyl, and fluorenyl groups, more preferably phenyl, naphthyl, and biphenyl groups.
- [0208] Useful aryloxy groups include oxygen substituted by one of the aryl groups mentioned above (e.g., phenoxy).
- [0209] Useful arylalkyl groups include any of the above-mentioned C₁₋₁₀ alkyl groups, and preferably any of the above-mentioned C₁₋₆ alkyl groups, substituted by any of the above-mentioned aryl groups (e.g., benzyl and phenethyl).
- [0210] Useful arylalkenyl groups include any of the above-mentioned C₂₋₆ alkenyl groups substituted by any of the above-mentioned aryl groups (e.g., phenylethenyl).

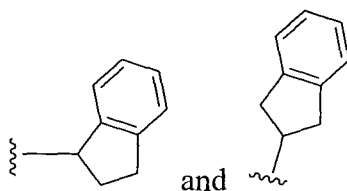
- [0211] Useful arylalkynyl groups include any of the above-mentioned C₂₋₆ alkynyl groups substituted by any of the above-mentioned aryl groups (e.g., phenylethynyl).
- [0212] Useful aralkyloxy or arylalkoxy groups include oxygen substituted by one of the above-mentioned arylalkyl groups (e.g., benzyloxy).
- [0213] Useful (arylalkoxy)carbonyl groups include a carbonyl group substituted by any of the above-mentioned arylalkoxy groups (e.g., (benzyloxy)carbonyl).
- [0214] The term "heteroaryl" or "heteroaromatic" as employed herein refers to groups having 5 to 14 ring atoms, with 6, 10 or 14 π electrons shared in a cyclic array, and containing carbon atoms and 1, 2, or 3 oxygen, nitrogen or sulfur heteroatoms, or 4 nitrogen atoms. In one embodiment, the heteroaryl group is a 5- to 10-membered heteroaryl group. Examples of heteroaryl groups include thienyl, benzo[b]thienyl, naphtho[2,3-b]thienyl, thianthrenyl, furyl, benzofuryl, pyranyl, isobenzofuranyl, benzooxazolyl, chromenyl, xanthenyl, 2*H*-pyrrolyl, pyrrolyl, imidazolyl, pyrazolyl, pyridyl, pyrazinyl, pyrimidinyl, pyridazinyl, isoindolyl, 3*H*-indolyl, indolyl, indazolyl, purinyl, isoquinolyl, quinolyl, phthalazinyl, naphthyridinyl, cinnolinyl, quinazolinyl, pteridinyl, 4*aH*-carbazolyl, carbazolyl, β -carbolinyl, phenanthridinyl, acridinyl, pyrimidinyl, phenanthrolinyl, phenazinyl, thiazolyl, isothiazolyl, phenothiazolyl, isoxazolyl, furazanyl, and phenoxazinyl. Typical heteroaryl groups include thienyl (e.g., thien-2-yl and thien-3-yl), furyl (e.g., 2-furyl and 3-furyl), pyrrolyl (e.g., pyrrol-1-yl, 1*H*-pyrrol-2-yl and 1*H*-pyrrol-3-yl), imidazolyl (e.g., imidazol-1-yl, 1*H*-imidazol-2-yl and 1*H*-imidazol-4-yl), tetrazolyl (e.g., tetrazol-1-yl and tetrazol-5-yl), pyrazolyl (e.g., 1*H*-pyrazol-3-yl, 1*H*-pyrazol-4-yl, and 1*H*-pyrazol-5-yl), pyridyl (e.g., pyridin-2-yl, pyridin-3-yl, and pyridin-4-yl), pyrimidinyl (e.g., pyrimidin-2-yl, pyrimidin-4-yl, pyrimidin-5-yl, and pyrimidin-5-yl), thiazolyl (e.g., thiazol-2-yl, thiazol-4-yl, and thiazol-5-yl), isothiazolyl (e.g., isothiazol-3-yl, isothiazol-4-yl, and isothiazol-5-yl), oxazolyl (e.g., oxazol-2-yl, oxazol-4-yl, and oxazol-5-yl) and isoxazolyl (e.g., isoxazol-3-yl, isoxazol-4-yl, and isoxazol-5-yl). A 5-membered heteroaryl can contain up to 4 heteroatoms. A 6-membered heteroaryl can contain up to 3 heteroatoms. Each heteroatom is independently selected from nitrogen, oxygen and sulfur.
- [0215] Useful heteroarylalkyl groups include any of the above-mentioned C₁₋₁₀ alkyl groups substituted by any of the above-mentioned heteroaryl groups (e.g., (thien-2-yl)methyl, 2-furylmethyl, (pyrrol-1-yl)methyl, and 2-(1*H*-pyrrol-2-yl)ethyl).

- [0216] Useful heteroarylalkoxy groups include oxygen substituted by one of the above-mentioned heteroaryl groups.
- [0217] Useful (heteroarylalkoxy)carbonyl groups include a carbonyl group substituted by any of the above-mentioned heteroarylalkoxy groups.
- [0218] The terms "heterocyclic" and "heterocyclo" are used herein to mean saturated or partially unsaturated 3- to 7 membered monocyclic, or 7-10 membered bicyclic ring system, which consist of carbon atoms and from one to four heteroatoms independently selected from the group consisting of O, N, and S, wherein the nitrogen and sulfur heteroatoms can be optionally oxidized, the nitrogen can be optionally quaternized, and including any bicyclic group in which any of the above-defined heterocyclic rings is fused to a benzene ring, and wherein the heterocyclic ring can be substituted on a carbon atom or on a nitrogen atom if the resulting compound is stable. In one embodiment, the 3- to 7-membered monocyclic heterocyclic ring is either a saturated, or unsaturated non-aromatic ring. A 3-membered heterocyclo can contain up to 1 heteroatom, a 4-membered heterocyclo can contain up to 2 heteroatoms, a 5-membered heterocyclo can contain up to 4 heteroatoms, a 6-membered heterocyclo can contain up to 4 heteroatoms, and a 7-membered heterocyclo can contain up to 5 heteroatoms. Each heteroatom is independently selected from nitrogen, which can be quaternized; oxygen; and sulfur, including sulfoxide and sulfone. The 3- to 7-membered heterocyclo can be attached via a nitrogen or carbon atom. A 7- to 10-membered bicyclic heterocyclo contains from 1 to 4 heteroatoms independently selected from nitrogen, which can be quaternized; oxygen; and sulfur, including sulfoxide and sulfone. The 7- to 10-membered bicyclic heterocyclo can be attached via a nitrogen or carbon atom. Examples of the heterocyclic rings include, but are not limited to, pyrrolidinyl, piperidinyl, piperazinyl, morpholinyl, imidazoliny, pyrazolidinyl, tetrahydrofuranyl, oxazolidinyl, 2-oxooxazolidinyl, tetrahydrothienyl, imidazolidinyl, hexahydropyrimidinyl, and benzodiazepines.
- [0219] Useful (heterocyclo)alkyl groups include any of the above-mentioned C₁₋₁₀ alkyl groups, and preferably any of the above-mentioned C₁₋₆ alkyl groups, substituted by any of the above-mentioned heterocyclic groups (e.g., (pyrrolidin-2-yl)methyl, (pyrrolidin-1-yl)methyl, (piperidin-1-yl)methyl, (morpholin-4-yl)methyl, (2-oxooxazolidin-4-yl)methyl, 2-(2-oxooxazolidin-4-yl)ethyl, (2-oxo-imidazolidin-1-yl)methyl, (2-oxo-imidazolidin-1-yl)ethyl, and (2-oxo-imidazolidin-1-yl)propyl).
- [0220] As used herein, the term "amino" or "amino group" refers to -NH₂.

- [0221] Useful aminoalkyl groups include any of the above-mentioned C₁₋₁₀ alkyl groups, and preferably any of the above-mentioned C₁₋₆ cycloalkyl groups, substituted with one or more amino group.
- [0222] Useful alkylamino and dialkylamino groups are —NHR²⁹ and —NR²⁹R³⁰, respectively, wherein R²⁹ and R³⁰ are each independently selected from a C₁₋₁₀ alkyl group.
- [0223] As used herein, the term "aminocarbonyl" refers to -C(=O)NH₂.
- [0224] Useful (aminocarbonyl)alkyl groups include any of the above-mentioned C₁₋₁₀ alkyl groups, and preferably any of the above-mentioned C₁₋₆ alkyl groups, substituted with one or more aminocarbonyl groups.
- [0225] Useful alkylcarbonyl groups include a carbonyl group, i.e., -C(=O)-, substituted by any of the above-mentioned C₁₋₁₀ alkyl groups.
- [0226] Useful alkoxy carbonyl groups include a carbonyl group substituted by any of the above-mentioned alkoxy groups (e.g., methoxycarbonyl, ethoxycarbonyl, propoxycarbonyl, iso-propoxycarbonyl, butoxycarbonyl, tert-butoxycarbonyl, iso-butoxycarbonyl, sec-butoxycarbonyl, and pentyloxycarbonyl).
- [0227] Useful (alkoxy carbonyl)alkyl groups include any of the above-mentioned C₁₋₁₀ alkyl groups, and preferably any of the above-mentioned C₁₋₆ alkyl groups, substituted by any of the above-mentioned alkoxy carbonyl groups.
- [0228] Useful arylcarbonyl groups include a carbonyl group substituted by any of the above-mentioned aryl groups (e.g., benzoyl).
- [0229] Useful alkylcarbonyloxy or acyloxy groups include oxygen substituted by one of the above-mentioned alkylcarbonyl groups.
- [0230] Useful alkylcarbonylamino or acylamino groups include any of the above-mentioned alkylcarbonyl groups attached to an amino nitrogen, such as methylcarbonylamino.
- [0231] As used herein, the term "carboxamido" refers to a radical of formula -C(=O)NR³¹R³², wherein R³¹ and R³² are each independently hydrogen, optionally substituted C₁₋₁₀ alkyl, or optionally substituted aryl. Exemplary carboxamido groups include -CONH₂, -CON(H)CH₃, -CON(CH₃)₂, and -CON(H)Ph.
- [0232] Useful (carboxamido)alkyl groups are any of the above-mentioned C₁₋₁₀ groups, and preferably any of the above-mentioned C₁₋₆ alkyl groups, substituted with any of the above-mentioned carboxamido groups.

- [0233] Useful alkylaminocarbonyl and dialkylaminocarbonyl groups are any of the above-mentioned carboxamido groups, where R^{31} is H and R^{32} is C_{1-10} alkyl or where R^{31} and R^{32} are each independently selected from a C_{1-10} alkyl group, respectively.
- [0234] Useful (alkylaminocarbonyl)alkyl groups include any of the of the above-mentioned C_{1-10} alkyl groups, and preferably any of the above-mentioned C_{1-6} alkyl groups, substituted with any of the above-mentioned alkylaminocarbonyl groups.
- [0235] Useful (dialkylaminocarbonyl)alkyl groups include any of the of the above-mentioned C_{1-10} alkyl groups, and preferably any of the above-mentioned C_{1-6} alkyl groups, substituted with any of the above-mentioned dialkylaminocarbonyl groups.
- [0236] As used herein, the term "sulfonamido" refers to a radical of formula $-SO_2NR^{33}R^{34}$, wherein R^{33} and R^{34} are each independently hydrogen, optionally substituted C_{1-10} alkyl, or optionally substituted aryl. Exemplary sulfonamido groups include $-SO_2NH_2$, $-SO_2N(H)CH_3$, and $-SO_2N(H)Ph$.
- [0237] As used herein, the term "thiol" refers to $-SH$.
- [0238] Useful mercaptoalkyl groups include any of the above-mentioned C_{1-10} alkyl groups, and preferably any of the above-mentioned C_{1-6} alkyl groups, substituted by a $-SH$ group.
- [0239] Useful alkylthio groups include sulphur substituted by one of the C_{1-10} alkyl groups mentioned above (e.g., methylthio, ethylthio, propylthio, iso-propylthio, butylthio, tert-butylthio, iso-butylthio, sec-butylthio, pentylthio, hexylthio, heptylthio, octylthio, nonylthio and decylthio), and preferably by one of the C_{1-6} alkyl groups.
- [0240] Useful (alkylthio)alkyl groups include any of the above-mentioned C_{1-10} alkyl groups, and preferably any of the above-mentioned C_{1-6} alkyl groups, substituted with one more of the above-mentioned alkylthio groups (e.g., methylthiomethyl, methylthioethyl, methylthiopropyl, methylthiobutyl, ethylthiomethyl, 2-ethylthioethyl, 3-ethylthiopropyl, 4-ethylthiobutyl, propylthiomethyl, iso-propylthiomethyl, 2-propylthioethyl, 3-propylthiopropyl, butylthiomethyl, tert-butylthiomethyl, isobutylthiomethyl, sec-butylthiomethyl, and pentylthiomethyl).
- [0241] As used herein, the term "carboxy" refers to $-COOH$.
- [0242] Useful carboxyalkyl groups include any of the above-mentioned C_{1-10} alkyl groups, and preferably any of the above-mentioned C_{1-6} alkyl groups, substituted by $-COOH$.
- [0243] As used herein, the terms "hydroxyl" or "hydroxy" refer to $-OH$.

- [0244] As used herein, the term "cyano" refers to $-\text{CN}$.
- [0245] As used herein, the term "nitro" refers to $-\text{NO}_2$.
- [0246] As used herein, the term "ureido" refers to $-\text{NH}-\text{C}(=\text{O})-\text{NH}_2$.
- [0247] As used herein, the term "azido" refers to $-\text{N}_3$.
- [0248] The term "guanidino" refers to $-\text{NH}(\text{NH}=\text{C})\text{NH}_2$.
- [0249] Useful guanidinoalkyl groups include any of the above-mentioned C_{1-10} alkyl groups, preferably any of the above-mentioned C_{1-6} alkyl groups, substituted by $-\text{NH}(\text{NH}=\text{C})\text{NH}_2$.
- [0250] The term "ambient temperature" as used herein means the temperature of the surroundings. The ambient temperature indoors is the same as room temperature, which is from about 20°C to about 25°C .
- [0251] The term "about," as used herein in connection with a measured quantity, refers to the normal variations in that measured quantity, as expected by the skilled artisan making the measurement and exercising a level of care commensurate with the objective of measurement and the precision of the measuring equipment. Typically, the term "about" includes the recited number $\pm 10\%$. Thus, "about 10" means 9 to 11.
- [0252] As used herein, the term "optionally substituted" refers to a group that may be unsubstituted or substituted.
- [0253] As used herein, the term "optionally fused to a phenyl ring" refers to a group that may have a fused phenyl ring or may not have a fused phenyl ring.
- [0254] As used herein, the phrase "two adjacent carbon atoms of said cycloalkyl or cycloalkenyl rings are fused to a phenyl ring" refers to a group where any of the above-mentioned cycloalkyl and cycloalkenyl groups that have a fused phenyl ring. Such groups include, for example,



- [0255] The term "portions" as used herein in connection with, for example, the phrase "said cycloalkyl, cycloalkenyl, heterocyclo, aryl and heteroaryl portions are optionally substituted" refers to the cyclic portions (i.e., cycloalkyl, cycloalkenyl, heterocyclo, aryl and heteroaryl), of groups such as, for example, (cycloalkyl)alkyl, (cycloalkenyl)alkyl, (heterocyclo)alkyl, arylalkyl, and heteroarylalkyl.

[0256] Optional substituents on optionally substituted groups, when not otherwise indicated, include one or more groups, typically 1, 2, or 3 groups, independently selected from the group consisting of halo, halo(C₁₋₆)alkyl, aryl, heterocycle, cycloalkyl, C₁₋₆ alkyl, C₂₋₆ alkenyl, C₂₋₆ alkynyl, aryl(C₁₋₆)alkyl, aryl(C₂₋₆)alkenyl, aryl(C₂₋₆)alkynyl, cycloalkyl(C₁₋₆)alkyl, heterocyclo(C₁₋₆)alkyl, hydroxy(C₁₋₆)alkyl, amino(C₁₋₆)alkyl, carboxy(C₁₋₆)alkyl, alkoxy(C₁₋₆)alkyl, nitro, amino, ureido, cyano, alkylcarbonylamino, hydroxy, thiol, alkylcarbonyloxy, aryloxy, ar(C₁₋₆)alkyloxy, carboxamido, sulfonamido, azido, C₁₋₆ alkoxy, halo(C₁₋₆)alkoxy, carboxy, aminocarbonyl, (=O), and mercapto(C₁₋₆)alkyl groups mentioned above. Preferred optional substituents include halo, halo(C₁₋₆)alkyl, hydroxy(C₁₋₆)alkyl, amino(C₁₋₆)alkyl, hydroxy, nitro, C₁₋₆ alkyl, C₁₋₆ alkoxy, halo(C₁₋₆)alkoxy, and amino.

[0257] Compounds of the Invention encompass all the salts of the disclosed compounds of Formulae I-XVII. The present invention preferably includes all non-toxic pharmaceutically acceptable salts thereof of the disclosed compounds. Examples of pharmaceutically acceptable addition salts include inorganic and organic acid addition salts and basic salts. The pharmaceutically acceptable salts include, but are not limited to, metal salts such as sodium salt, potassium salt, cesium salt and the like; alkaline earth metals such as calcium salt, magnesium salt and the like; organic amine salts such as triethylamine salt, pyridine salt, picoline salt, ethanolamine salt, triethanolamine salt, dicyclohexylamine salt, N,N'-dibenzylethylenediamine salt and the like; inorganic acid salts such as hydrochloride, hydrobromide, phosphate, sulphate and the like; organic acid salts such as citrate, lactate, tartrate, maleate, fumarate, mandelate, acetate, dichloroacetate, trifluoroacetate, oxalate, formate and the like; sulfonates such as methanesulfonate, benzenesulfonate, p-toluenesulfonate and the like; and amino acid salts such as arginate, asparinate, glutamate and the like.

[0258] Acid addition salts can be formed by mixing a solution of the particular compound of the present invention with a solution of a pharmaceutically acceptable non-toxic acid such as hydrochloric acid, fumaric acid, maleic acid, succinic acid, acetic acid, citric acid, tartaric acid, carbonic acid, phosphoric acid, oxalic acid, dichloroacetic acid, or the like. Basic salts can be formed by mixing a solution of the compound of the present invention with a solution of a pharmaceutically acceptable non-toxic base such as sodium hydroxide, potassium hydroxide, choline hydroxide, sodium carbonate and the like.

[0259] Compounds of the Invention also encompass solvates of any of the disclosed compounds of Formulae **I-XVII**. Solvates typically do not significantly alter the physiological activity or toxicity of the compounds, and as such may function as pharmacological equivalents. The term “solvate” as used herein is a combination, physical association and/or solvation of a compound of the present invention with a solvent molecule such as, e.g. a disolvate, monosolvate or hemisolvate, where the ratio of solvent molecule to compound of the present invention is about 2:1, about 1:1 or about 1:2, respectively. This physical association involves varying degrees of ionic and covalent bonding, including hydrogen bonding. In certain instances, the solvate can be isolated, such as when one or more solvent molecules are incorporated into the crystal lattice of a crystalline solid. Thus, “solvate” encompasses both solution-phase and isolatable solvates. Compounds of the Invention may be present as solvated forms with a pharmaceutically acceptable solvent, such as water, methanol, ethanol, and the like, and it is intended that the invention includes both solvated and unsolvated forms of compounds of any of Formulae **I-XVII**. One type of solvate is a hydrate. A “hydrate” relates to a particular subgroup of solvates where the solvent molecule is water. Solvates typically can function as pharmacological equivalents. Preparation of solvates is known in the art. See, for example, M. Caira *et al.*, *J. Pharmaceut. Sci.*, 93(3):601-611 (2004), which describes the preparation of solvates of fluconazole with ethyl acetate and with water. Similar preparation of solvates, hemisolvates, hydrates, and the like are described by E.C. van Tonder *et al.*, *AAPS Pharm. Sci. Tech.*, 5(1):Article 12 (2004), and A.L. Bingham *et al.*, *Chem. Commun.*: 603-604 (2001). A typical, non-limiting, process of preparing a solvate would involve dissolving a compound of any of Formulae **I-XVII** in a desired solvent (organic, water, or a mixture thereof) at temperatures above about 20 °C to about 25 °C, then cooling the solution at a rate sufficient to form crystals, and isolating the crystals by known methods, e.g., filtration. Analytical techniques such as infrared spectroscopy can be used to confirm the presence of the solvent in a crystal of the solvate.

[0260] Compounds of the Invention can be isotopically-labeled (*i.e.*, radio-labeled). Examples of isotopes that can be incorporated into the disclosed compounds include isotopes of hydrogen, carbon, nitrogen, oxygen, phosphorous, fluorine and chlorine, such as ²H, ³H, ¹¹C, ¹³C, ¹⁴C, ¹⁵N, ¹⁸O, ¹⁷O, ³¹P, ³²P, ³⁵S, ¹⁸F and ³⁶Cl, respectively, and preferably ³H, ¹¹C, and ¹⁴C. Isotopically-labeled Compounds of the Invention can be prepared by methods known in the art in view of this disclosure. For example, tritiated

Compounds of the Invention can be prepared by introducing tritium into the particular compound by catalytic dehalogenation with tritium. This method may include reacting a suitable halogen-substituted precursor of a Compound of the Invention with tritium gas in the presence of an appropriate catalyst such as Pd/C in the presence of a base. Other suitable methods for preparing tritiated compounds can be found in Filer, *Isotopes in the Physical and Biomedical Sciences, Vol. 1, Labeled Compounds (Part A)*, Chapter 6 (1987). ^{14}C -labeled compounds can be prepared by employing starting materials having a ^{14}C carbon.

[0261] Isotopically labeled Compounds of the Invention, as well as the pharmaceutically acceptable salts and solvates thereof, can be used as radioligands to test for the binding of compounds to an opioid receptor. For example, a radio-labeled Compound of the Invention can be used to characterize specific binding of a test or candidate compound to the receptor. Binding assays utilizing such radio-labeled compounds can provide an *in vitro* alternative to animal testing for the evaluation of chemical structure-activity relationships. For example, the receptor assay may be performed at a fixed concentration of a radiolabeled Compound of the Invention and at increasing concentrations of a test compound in a competition assay. In a non-limiting embodiment, the present invention provides a method for screening a candidate compound for the ability to bind to an opioid receptor, comprising a) introducing a fixed concentration of a radio-labeled Compound of the Invention to the receptor under conditions that permit binding of the radio-labeled compound to the receptor to form a complex; b) titrating the complex with a candidate compound; and c) determining the binding of the candidate compound to said receptor.

[0262] Some of the compounds disclosed herein may contain one or more asymmetric centers and may thus give rise to enantiomers, diastereomers, and other stereoisomeric forms, such as epimers. The present invention is meant to encompass the uses of all such possible forms, as well as their racemic and resolved forms and mixtures thereof. The individual enantiomers may be separated according to methods known to those of ordinary skill in the art in view of the present disclosure. When the compounds described herein contain olefinic double bonds or other centers of geometric asymmetry, and unless specified otherwise, it is intended that they include both E and Z geometric isomers. All tautomers are intended to be encompassed by the present invention as well.

[0263] As used herein, the term "stereoisomers" is a general term for all isomers of individual molecules that differ only in the orientation of their atoms in space. It includes

enantiomers and isomers of compounds with more than one chiral center that are not mirror images of one another (diastereomers).

- [0264] The term "chiral center" refers to a carbon atom to which four different groups are attached.
- [0265] The term "epimer" refers to diastereomers that have opposite configuration at only one of two or more tetrahedral stereogenic centres present in the respective molecular entities.
- [0266] The term "stereogenic center" is an atom, bearing groups such that an interchanging of any two groups leads to a stereoisomer.
- [0267] The terms "enantiomer" and "enantiomeric" refer to a molecule that cannot be superimposed on its mirror image and hence is optically active wherein the enantiomer rotates the plane of polarized light in one direction and its mirror image compound rotates the plane of polarized light in the opposite direction.
- [0268] The term "racemic" refers to a mixture of about equal parts of enantiomers and which mixture is optically inactive.
- [0269] The term "resolution" refers to the separation or concentration or depletion of one of the two enantiomeric forms of a molecule.
- [0270] The terms "a" and "an" refer to one or more.
- [0271] The term "treating" or "treatment" refers to administering a therapy in an amount, manner, or mode effective to improve a condition, symptom, or parameter associated with a disorder or to prevent progression of a disorder, to either a statistically significant degree or to a degree detectable to one skilled in the art. An effective amount, manner, or mode can vary depending on the subject and may be tailored to the patient.
- [0272] Open terms such as "include," "including," "contain," "containing" and the like mean "comprising."
- [0273] As used herein, compounds that bind to receptors and mimic the regulatory effects of endogenous ligands are defined as "agonists". Compounds that bind to receptors and are only partly effective as agonists are defined as "partial agonists". Compounds that bind to a receptor but produce no regulatory effect, but rather block the binding of ligands to the receptor are defined as "antagonists". (Ross and Kenakin, "Ch. 2: Pharmacodynamics: Mechanisms of Drug Action and the Relationship Between Drug Concentration and Effect", pp. 31-32, in *Goodman & Gilman's the Pharmacological*

Basis of Therapeutics, 10th Ed. (J.G. Hardman, L.E. Limbird and A. Goodman-Gilman eds., 2001)).

- [0274] In certain embodiments, the Compound of the Invention is an agonist at one or more of the μ , δ and/or κ opioid receptors. In certain non-limiting embodiments, the Compound of the Invention produces fewer side effects and/or less severe side effects than currently available analgesic opioid compounds when administered at doses producing equivalent levels of analgesia and/or anti-hyperalgesia. In certain embodiments, the Compound of the Invention is an agonist at ORL-1 opioid receptor.
- [0275] In certain embodiments, Compounds of the Invention can be used in combination with at least one other therapeutic agent. The other therapeutic agent can be, but is not limited to, a μ -opioid agonist, a non-opioid analgesic, a non-steroidal anti-inflammatory agent, a Cox-II inhibitor, an anti-emetic, a β -adrenergic blocker, an anticonvulsant, an antidepressant, a Ca^{2+} -channel blocker, an anticancer agent, or a mixture thereof.
- [0276] Compounds of the Invention potently bind to the μ and/or κ and/or δ and/or ORL-1 opioid receptors. Compounds of the Invention can be modulators at the μ and/or κ and/or δ and/or ORL-1 opioid receptors, and therefore Compounds of the Invention can be used/administered to treat, ameliorate, or prevent pain.
- [0277] In some embodiments, Compounds of the Invention are antagonists of one or more opioid receptors. In another embodiment, Compounds of the Invention are antagonists of the μ and/or κ opioid receptors.
- [0278] In some embodiments, Compounds of the Invention are partial agonists of one or more opioid receptors. In another embodiment, Compounds of the Invention are partial agonists of the μ and/or κ opioid receptors.
- [0279] In another embodiment, Compounds of the Invention are agonists of one or more opioid receptors. In another embodiment, Compounds of the Invention are agonists of the μ and/or κ opioid receptors.
- [0280] In some embodiments, Compounds of the Invention have both: (i) antagonist activity at the ORL-1 receptor; and (ii) agonist activity at one or more of the μ , δ and/or κ receptors. In another embodiment, Compounds of the Invention have both: (i) antagonist activity at the ORL-1 receptor; and (ii) agonist activity at the μ receptor. In another embodiment, Compounds of the Invention have both: (i) antagonist activity at the μ receptor; and (ii) agonist activity at the κ receptor. In another embodiment, Compounds

of the Invention have: (i) antagonist activity at the ORL-1 receptor; (ii) antagonist activity at the μ receptor; and (iii) agonist activity at the κ receptor. In another embodiment, Compounds of the Invention have: (i) antagonist activity at the μ receptor; (ii) agonist activity at the κ receptor; and (iii) antagonist activity at the δ receptor.

[0281] Compounds of the Invention that are antagonists of the μ -opioid receptor or agonists of κ -opioid receptor, or both, can be used/administered to treat or ameliorate constipation. Compounds of the Invention that are agonists of μ -opioid receptor can be used/administered to treat or ameliorate diarrhea.

[0282] Compounds of the Invention can be used to treat or prevent acute, chronic pain (which includes but is not limited to, neuropathic pain, postoperative pain, and inflammatory pain), or surgical pain. Examples of pain that can be treated or prevented using a Compound of the Invention include, but are not limited to, cancer pain, neuropathic pain, labor pain, myocardial infarction pain, pancreatic pain, colic pain, post-operative pain, headache pain, muscle pain, arthritic pain, and pain associated with a periodontal disease, including gingivitis and periodontitis.

[0283] Acute pain includes, but is not limited to, perioperative pain, postoperative pain, post-traumatic pain, acute disease related pain, and pain related to diagnostic procedures, orthopedic manipulations, and myocardial infarction. Acute pain in the perioperative setting includes pain because of pre-existing disease, the surgical procedure, e.g., associated drains, chest or nasogastric tubes, or complications, or a combination of disease-related and procedure-related sources.

[0284] Chronic pain includes, but is not limited to, inflammatory pain, postoperative pain, cancer pain, osteoarthritis pain associated with metastatic cancer, trigeminal neuralgia, acute herpetic and postherpetic neuralgia, diabetic neuropathy, causalgia, brachial plexus avulsion, occipital neuralgia, reflex sympathetic dystrophy, fibromyalgia, gout, phantom limb pain, burn pain, and other forms of neuralgia, neuropathic, and idiopathic pain syndromes.

[0285] Compounds of the Invention can be used to treat or prevent pain associated with inflammation or with an inflammatory disease in a patient. Such pain can arise where there is an inflammation of the body tissue which can be a local inflammatory response or a systemic inflammation. For example, a Compound of the Invention can be used to treat or prevent pain associated with inflammatory diseases including, but not limited to, organ transplant rejection; reoxygenation injury resulting from organ transplantation (see Grupp

et al., *J. Mol. Cell Cardiol.* 31:297-303 (1999)) including, but not limited to, transplantation of the heart, lung, liver, or kidney; chronic inflammatory diseases of the joints, including arthritis, rheumatoid arthritis, osteoarthritis and bone diseases associated with increased bone resorption; inflammatory bowel diseases, such as ileitis, ulcerative colitis, Barrett's syndrome, and Crohn's disease; inflammatory lung diseases, such as asthma, adult respiratory distress syndrome, and chronic obstructive airway disease; inflammatory diseases of the eye, including corneal dystrophy, trachoma, onchocerciasis, uveitis, sympathetic ophthalmitis and endophthalmitis; chronic inflammatory disease of the gum, including gingivitis and periodontitis; tuberculosis; leprosy; inflammatory diseases of the kidney, including uremic complications, glomerulonephritis and nephrosis; inflammatory disease of the skin, including sclerodermitis, psoriasis and eczema; inflammatory diseases of the central nervous system, including chronic demyelinating diseases of the nervous system, multiple sclerosis, AIDS-related neurodegeneration and Alzheimer 's disease, infectious meningitis, encephalomyelitis, Parkinson's disease, Huntington's disease, amyotrophic lateral sclerosis and viral or autoimmune encephalitis; autoimmune diseases, including Type I and Type II diabetes mellitus; diabetic complications, including, but not limited to, diabetic cataract, glaucoma, retinopathy, nephropathy (such as microalbuminuria and progressive diabetic nephropathy), gangrene of the feet, atherosclerotic coronary arterial disease, peripheral arterial disease, nonketotic hyperglycemic-hyperosmolar coma, foot ulcers, joint problems, and a skin or mucous membrane complication (such as an infection, a shin spot, a candidal infection or necrobiosis lipoidica diabetorum), immune-complex vasculitis, and systemic lupus erythematosus (SLE); inflammatory disease of the heart, such as cardiomyopathy, ischemic heart disease hypercholesterolemia, and arteriosclerosis; as well as various other diseases that can have significant inflammatory components, including preeclampsia, chronic liver failure, brain and spinal cord trauma, and cancer. Compounds of the Invention can also be used to treat or prevent pain associated with inflammatory disease that can, for example, be a systemic inflammation of the body, exemplified by gram-positive or gram negative shock, hemorrhagic or anaphylactic shock, or shock induced by cancer chemotherapy in response to pro-inflammatory cytokines, *e.g.*, shock associated with pro-inflammatory cytokines. Such shock can be induced, *e.g.*, by a chemotherapeutic agent that is administered as a treatment for cancer.

- [0286] Compounds of the Invention can be used to treat or prevent pain associated with nerve injury (*i.e.*, neuropathic pain). Chronic neuropathic pain is a heterogenous disease state with an unclear etiology. In chronic pain, the pain can be mediated by multiple mechanisms. This type of pain generally arises from injury to the peripheral or central nervous tissue. The syndromes include pain associated with spinal cord injury, multiple sclerosis, post-herpetic neuralgia, trigeminal neuralgia, phantom pain, causalgia, and reflex sympathetic dystrophy and lower back pain. The chronic pain is different from acute pain in that chronic neuropathic pain patients suffer the abnormal pain sensations that can be described as spontaneous pain, continuous superficial burning and/or deep aching pain. The pain can be evoked by heat-, cold-, and mechano-hyperalgesia or by heat-, cold-, or mechano-allodynia.
- [0287] Chronic neuropathic pain can be caused by injury or infection of peripheral sensory nerves. It includes, but is not limited to pain from peripheral nerve trauma, herpes virus infection, diabetes mellitus, causalgia, plexus avulsion, neuroma, limb amputation, and vasculitis. Neuropathic pain can also be caused by nerve damage from chronic alcoholism, human immunodeficiency virus infection, hypothyroidism, uremia, or vitamin deficiencies. Stroke (spinal or brain) and spinal cord injury can also induce neuropathic pain. Cancer-related neuropathic pain results from tumor growth compression of adjacent nerves, brain, or spinal cord. In addition, cancer treatments, including chemotherapy and radiation therapy, can cause nerve injury. Neuropathic pain includes but is not limited to pain caused by nerve injury such as, for example, the pain from which diabetics suffer.
- [0288] Compounds of the Invention can be used to treat or prevent pain associated with migraine including, but not limited to, migraine without aura ("common migraine"), migraine with aura ("classic migraine"), migraine without headache, basilar migraine, familial hemiplegic migraine, migrainous infarction, and migraine with prolonged aura.
- [0289] Compounds of the Invention can also be used as an agent to treat or prevent withdrawal from alcohol addiction or drug addiction; as an agent to treat or prevent addictive disorders; as an agent to treat a pruritic condition; and in treating or ameliorating constipation and diarrhea.
- [0290] The present invention is also directed to the use of a compound represented by any of defined Formulae I-XV, or a pharmaceutically acceptable salt or solvate thereof, in the manufacture of a medicament for treating a disorder responsive to the modulation of one

or more opioids receptors (e.g., any of the disorders listed above) in a patient suffering from said disorder.

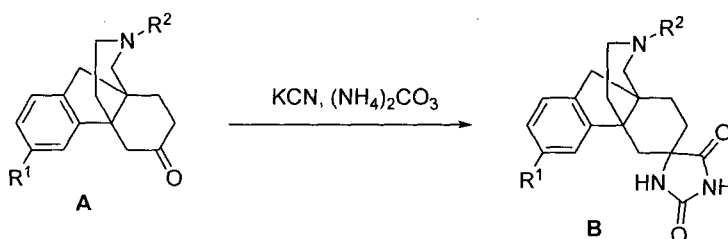
[0291] Furthermore, the present invention is directed to a method of modulating, in particular activating, one or more opioid receptors in a patient in need thereof, said method comprising administering to the patient at least one compound represented by any of defined Formulae **I-XV**, or a pharmaceutically acceptable salt or solvate thereof.

[0292] The present invention is also directed to the use of a compound represented by any of defined Formulae **I-XV**, or a pharmaceutically acceptable salt or solvate thereof, in the manufacture of a medicament, in particular a medicament for modulating, in particular activating, one or more opioid receptors, in a patient in need thereof.

Synthesis of Compounds

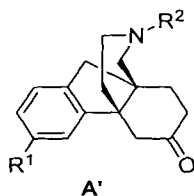
[0293] Compounds of the Invention can be prepared using methods known to those skilled in the art in view of this disclosure, or by illustrative methods shown in the schemes below. For example, compounds of Formulae **I-XVII** can be prepared as shown in the Schemes A-G below. Additional methods of synthesis are described and illustrated in the working examples set forth below.

Scheme A



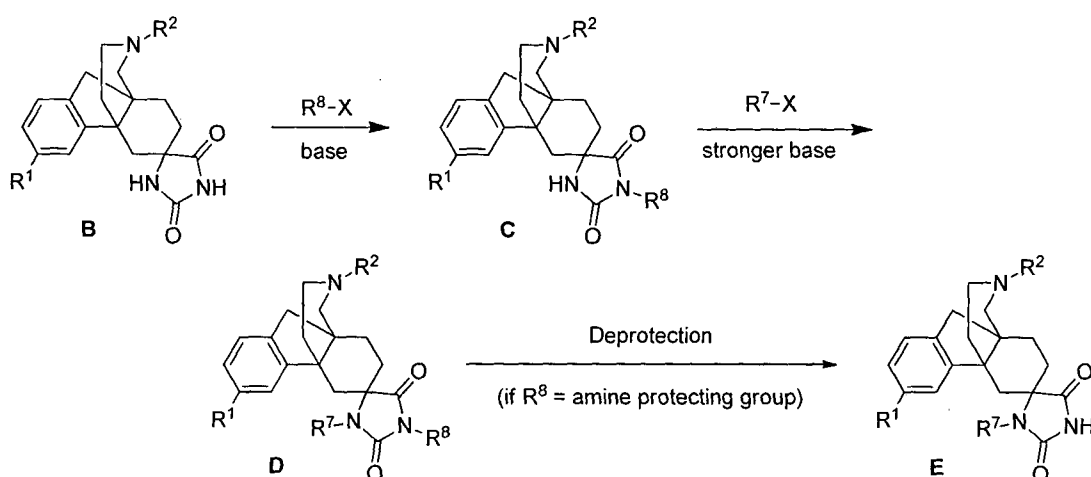
[0294] **Compound B** is prepared as a separable mixture of isomers (at the hydantoin spirocyclic center) by reaction of **Compound A** with a suitable source of cyanide, such as KCN in the presence of a suitable ammonium salt, such as $(\text{NH}_4)_2\text{CO}_3$ in a solvent, such as aq. alcohol.

[0295] The starting **Compound A**, and specifically **Compound A'**:



can be prepared as described in, for example, Zhang, A., *et al.*, *Bioorg. Med. Chem. Lett.* 19: 4603-4606 (2009).

Scheme B



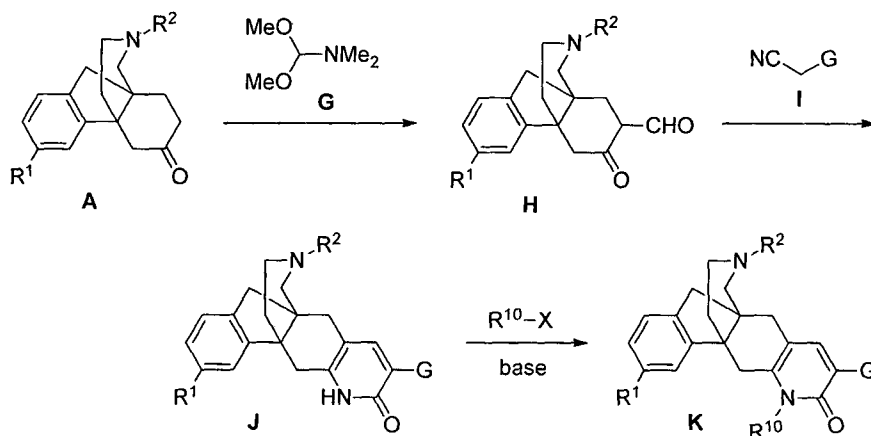
[0296] **Compound C** is prepared by treatment of **Compound B** with an alkylating agent in the presence of a suitable weak base, such as K_2CO_3 , in a suitable solvent, such as ACN. **Compound D** is prepared by treatment of **Compound C** with an alkylating agent in the presence of a stronger base, such as NaH, in a suitable solvent such as DMF. If R^8 is a suitable amine protecting group, such as Bn, **Compound D** is deprotected to give **Compound E** under suitable conditions, such as hydrogenolysis in a suitable solvent, such as MeOH, in the presence of a suitable catalyst, such as Pd/C. Suitable amine protecting groups include, for example, a benzyl (Bn) group. Further suitable amine protecting groups can be found, for example, in Wuts, P. G. M. & Greene, T. W., *Greene's Protective Groups in Organic Synthesis*, 4rd Ed. (J. Wiley & Sons, 2007). X is a suitable leaving group, such as halogen (e.g., chlorine or bromine), mesylate or tosylate.

Scheme C



[0297] **Compound B** is reduced to **Compound F** by treatment with a suitable reducing agent, such as LAH, in a suitable solvent, such as THF. **Compounds C, D, and E** are also reduced under similar conditions.

Scheme D

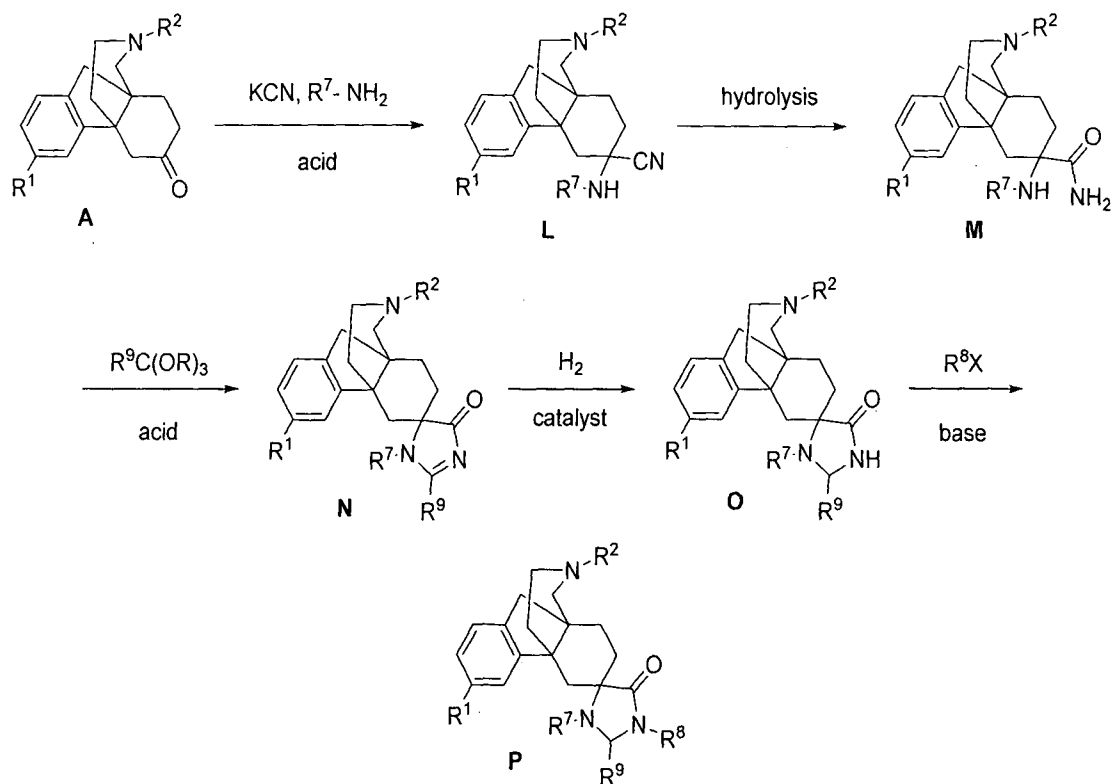


[0298] **Compound H** is prepared from **Compound A** by reaction with a suitable formylating reagent, such as **Compound G**. Reaction of **Compound H** with a suitable nitrile, such as **Compound I**, in a suitable solvent, such as MeOH, gives **Compound J**. **Compound K** is prepared from **Compound J** by alkylation of the pyridone nitrogen with an alkylating agent in the presence of a suitable base, such as K_2CO_3 , in a suitable solvent such as ACN. X is a suitable leaving group, such as halogen (eg., chlorine or bromine), mesylate or tosylate.

[0299] Subsequent side chain modifications can be accomplished via appropriate functional group manipulations known to one skilled in the art.

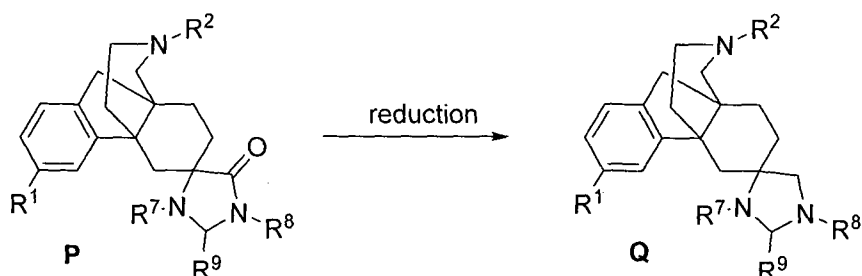
[0300] Compounds of Formula II, where Z is CHR^9 can be prepared, for example, as shown in the Schemes E and F below.

Scheme E



[0301] In Scheme E, **Compound A** is subjected to Strecker aminonitrile synthesis conditions (e.g. Shibasaki, M., *et al. Org. React.* **2008**, 70, 1) by treatment with a suitable amine and suitable cyanide, such as KCN, in a suitable solvent, such as aqueous HOAc, to give **Compound L**. **Compound L** can be hydrolyzed to **Compound M** by reaction with a suitable reagent, such as aqueous H_2SO_4 . Cyclization of **Compound M** to **Compound N** can be accomplished by reaction with a suitable reagent, such as a trialkyl ortho-carboxylate under acidic conditions in a suitable solvent, such as toluene. Reduction of **Compound N** to **Compound O** can be accomplished by treatment under suitable reducing conditions, such as hydrogenation in the presence of a suitable catalyst such as palladium on carbon, in a suitable solvent, such as MeOH. Conversion of **Compound O** to **Compound P** can be accomplished by alkylation with a suitable alkyl halide, mesylate, or tosylate in the presence of a suitable base, such as sodium hydride, in a suitable solvent, such as DMF.

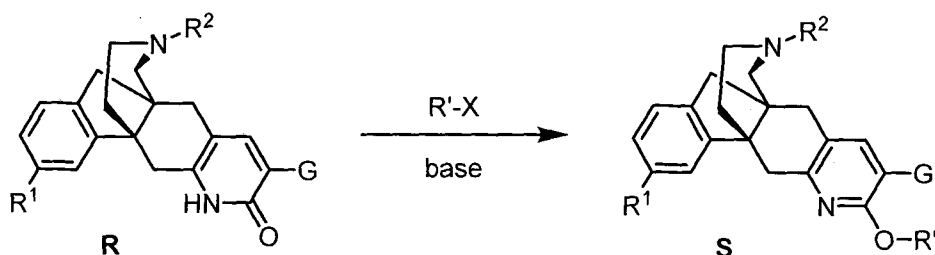
Scheme F



[0302] **Compound P** can be converted to **Compound Q** by treatment with a suitable reducing agent, such as LiAlH_4 , in a suitable solvent, such as THF.

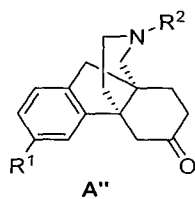
[0303] Compounds of Formula **XII** can be prepared as described in Scheme G below:

Scheme G



[0304] **Compound R** is converted to **Compound S** by treatment with a suitable base and an appropriate alkyl halide under conditions suitable for O- vs N-alkylation of pyridones (see e.g. Tieckelmann, H. J., *et al.*, *J. Org. Chem.* **1967**, *32*, 4040).

[0305] Compound of Formulae **VII** and **XI**, and the the opposite isomers of Compounds of Formula **XII**, can be prepared starting from the opposite isomer of **Compound A'**, i.e., **Compound A''**:



[0306] **Compound A''** can be prepared according to methods described in the art, such as, for example in US 2009/0156818, US 2009/0156820, and Hupp C. D., *et al.*, *Tetrahedron Letters* **51**:2359-2361 (2010).

In vitro Assay Protocols

- [0307] ***μ-Opioid Receptor Binding Assay Procedures:*** Radioligand dose-displacement binding assays for μ -opioid receptors used 0.3 nM [^3H]-diprenorphine (Perkin Elmer, Shelton, CT), with 5 mg membrane protein/well in a final volume of 500 μl binding buffer (10 mM MgCl_2 , 1 mM EDTA, 5% DMSO, 50 mM HEPES, pH 7.4). Reactions were carried out in the absence or presence of increasing concentrations of unlabeled naloxone. All reactions were conducted in 96-deep well polypropylene plates for 2 hours at room temperature. Binding reactions were terminated by rapid filtration onto 96-well Unifilter GF/C filter plates (Perkin Elmer, Shelton, CT), presoaked in 0.5% polyethylenimine using a 96-well tissue harvester (Perkin Elmer, Shelton, CT) followed by performing three filtration washes with 500 μl of ice-cold binding buffer. Filter plates were subsequently dried at 50 $^\circ\text{C}$ for 2-3 hours. BetaScint scintillation cocktail (Perkin Elmer, Shelton, CT) was added (50 μl /well), and plates were counted using a Packard Top-Count for 1 min/well. The data were analyzed using the one-site competition curve fitting functions in GraphPad PRISMTM v. 3.0 or higher (San Diego, Calif.), or an in-house function for one-site competition curve-fitting.
- [0308] ***μ-Opioid Receptor Binding Data:*** Generally, the lower the K_i value, the more effective Compounds of the Invention will be at treating or preventing pain or another Condition. In certain embodiments, Compounds of the Invention exhibit a K_i (nM) of about 10,000 or less for binding to μ -opioid receptors. Typically, Compounds of the Invention exhibit a K_i (nM) of about 1000 or less for binding to μ -opioid receptors. In one embodiment, Compounds of the Invention exhibit a K_i (nM) of about 300 or less for binding to μ -opioid receptors. In another embodiment, Compounds of the Invention exhibit a K_i (nM) of about 100 or less for binding to μ -opioid receptors. In another embodiment, Compounds of the Invention exhibit a K_i (nM) of about 10 or less for binding to μ -opioid receptors. In still another embodiment, Compounds of the Invention exhibit a K_i (nM) of about 1 or less for binding to μ -opioid receptors. In still another embodiment, Compounds of the Invention exhibit a K_i (nM) of about 0.1 or less for binding to μ -opioid receptors.
- [0309] ***μ-Opioid Receptor Functional Assay Procedures:*** [^{35}S]GTP γ S functional assays were conducted using freshly thawed μ -receptor membranes prepared in-house from a cell line expressing recombinant μ opioid receptor in a HEK-293, CHO or U-2 OS cell

background, or purchased from a commercial source (Perkin Elmer, Shelton, CT; or DiscovRx, Fremont, CA). Assay reactions were prepared by sequentially adding the following reagents to binding buffer (100 mM NaCl, 10 mM MgCl₂, 20 mM HEPES, pH 7.4) on ice (final concentrations indicated): membrane protein (0.026 mg/mL), saponin (10 mg/mL), GDP (3 mM) and [³⁵S]GTPγS (0.20 nM; Perkin Elmer, Shelton, CT). The prepared membrane solution (190 μl/well) was transferred to 96-shallow well polypropylene plates containing 10 μl of 20x concentrated stock solutions of the agonist [D-Ala², N-methyl-Phe⁴ Gly-ol⁵]-enkephalin (DAMGO) prepared in dimethyl sulfoxide (DMSO). Plates were incubated for 30 min at about 25°C with shaking. Reactions were terminated by rapid filtration onto 96-well Unifilter GF/B filter plates (Perkin Elmer, Shelton, CT) using a 96-well tissue harvester (Perkin Elmer, Shelton, CT) followed by three filtration washes with 200 μl of ice-cold wash buffer (10 mM NaH₂PO₄, 10 mM Na₂HPO₄, pH 7.4). Filter plates were subsequently dried at 50°C for 2-3 hours. BetaScint scintillation cocktail (Perkin Elmer, Shelton, CT) was added (50 μl/well) and plates were counted using a Packard Top-Count for 1 min/well. Data were analyzed using the sigmoidal dose-response curve fitting functions in GraphPad PRISM v. 3.0, or an in-house function for non-linear, sigmoidal dose-response curve-fitting.

[0310] ***μ-Opioid Receptor Functional Data:*** μ GTP EC₅₀ is the concentration of a compound providing 50% of the maximal response for the compound at a μ-opioid receptor. Typically, Compounds of the Invention exhibit a μ GTP EC₅₀ (nM) of about 5000 or less. In certain embodiments, Compounds of the Invention exhibit a μ GTP EC₅₀ (nM) of about 2000 or less; or about 1000 or less; or about 100 or less; or about 10 or less; or about 1 or less; or about 0.1 or less.

[0311] μ GTP E_{max} (%) is the maximal effect elicited by a compound relative to the effect elicited by DAMGO, a standard μ agonist. Generally, the μ GTP E_{max} (%) value measures the efficacy of a compound to treat or prevent pain or other Conditions. Typically, Compounds of the Invention exhibit a μ GTP E_{max} (%) of greater than about 10%; or greater than about 20%. In certain embodiments, Compounds of the Invention exhibit a μ GTP E_{max} (%) of greater than about 50%; or greater than about 65%; or greater than about 75%; or greater than about 85%; or greater than about 100%.

[0312] ***κ-Opioid Receptor Binding Assay Procedures:*** Membranes from HEK-293 cells, CHO or U-2 OS cells expressing the recombinant human κ opioid receptor (κ) were prepared by lysing cells in ice cold hypotonic buffer (2.5 mM MgCl₂, 50 mM HEPES, pH

7.4) (10 mL/10 cm dish) followed by homogenization with a tissue grinder/Teflon pestle. Membranes were collected by centrifugation at 30,000 x g for 15 min at 4°C and pellets were resuspended in hypotonic buffer to a final concentration of 1-3 mg/mL. Protein concentrations were determined using the BioRad protein assay reagent with bovine serum albumen as standard. Aliquots of κ receptor membranes were stored at -80 °C.

[0313] Radioligand dose displacement assays used 0.4 nM [³H]-U69,593 (GE Healthcare, Piscataway, NJ; 40 Ci/mmol) with 15 μ g membrane protein (recombinant κ opioid receptor expressed in HEK 293 cells; in-house prep) in a final volume of 200 μ l binding buffer (5% DMSO, 50 mM Trizma base, pH 7.4). Non-specific binding was determined in the presence of 10 μ M unlabeled naloxone or U69,593. All reactions were performed in 96-well polypropylene plates for 1 hour at a temperature of about 25°C. Binding reactions were terminated by rapid filtration onto 96-well Unifilter GF/C filter plates (Perkin Elmer, Shelton, CT) presoaked in 0.5% polyethylenimine (Sigma). Harvesting was performed using a 96-well tissue harvester (Perkin Elmer, Shelton, CT) followed by five filtration washes with 200 μ l ice-cold binding buffer. Filter plates were subsequently dried at 50°C for 1-2 hours. Fifty μ l/well scintillation cocktail (Perkin Elmer, Shelton, CT) was added and plates were counted in a Packard Top-Count for 1 min/well.

[0314] ***κ -Opioid Receptor Binding Data:*** In certain embodiments, Compounds of the Invention exhibit a K_i (nM) for κ receptors of about 10,000 or more (which, for purposes of this invention, is interpreted as having no binding to the κ receptors). Certain Compounds of the Invention exhibit a K_i (nM) of about 20,000 or less for κ receptors. In certain embodiments, Compounds of the Invention exhibit a K_i (nM) of about 10,000 or less; or about 5000 or less; or about 1000 or less; or about 500 or less; or about 450 or less; or about 350 or less; or about 200 or less; or about 100 or less; or about 50 or less; or about 10 or less; or about 1 or less; or about 0.1 or less for κ receptors.

[0315] ***κ -Opioid Receptor Functional Assay Procedures:*** Functional [³⁵S]GTP γ S binding assays were conducted as follows. κ opioid receptor membrane solution was prepared by sequentially adding final concentrations of 0.026 μ g/ μ l κ membrane protein (in-house), 10 μ g/mL saponin, 3 μ M GDP and 0.20 nM [³⁵S]GTP γ S to binding buffer (100 mM NaCl, 10 mM MgCl₂, 20 mM HEPES, pH 7.4) on ice. The prepared membrane solution (190 μ l/well) was transferred to 96-shallow well polypropylene plates containing 10 μ l of 20x concentrated stock solutions of agonist prepared in DMSO. Plates were incubated for 30 min at a temperature of about 25°C with shaking. Reactions were

terminated by rapid filtration onto 96-well Unifilter GF/B filter plates (Perkin Elmer, Shelton, CT) using a 96-well tissue harvester (Packard) and followed by three filtration washes with 200 μ l ice-cold binding buffer (10 mM NaH_2PO_4 , 10 mM Na_2HPO_4 , pH 7.4). Filter plates were subsequently dried at 50°C for 2-3 hours. Fifty μ l/well scintillation cocktail (Perkin Elmer, Shelton, CT) was added and plates were counted in a Packard Top-Count for 1 min/well.

[0316] ***κ -Opioid Receptor Functional Data:*** κ GTP EC_{50} is the concentration of a compound providing 50% of the maximal response for the compound at a κ receptor. Certain Compounds of the Invention exhibit a κ GTP EC_{50} (nM) of about 20,000 or less to stimulate κ opioid receptor function. In certain embodiments, Compounds of the Invention exhibit a κ GTP EC_{50} (nM) of about 10,000 or less; or about 5000 or less; or about 2000 or less; or about 1500 or less; or about 1000 or less; or about 600 or less; or about 100 or less; or about 50 or less; or about 25 or less; or about 10 or less; or about 1 or less; or about 0.1 or less.

[0317] κ GTP E_{max} (%) is the maximal effect elicited by a compound relative to the effect elicited by U69,593. Certain Compounds of the Invention exhibit a κ GTP E_{max} (%) of greater than about 1%; or greater than about 5%; or greater than about 10%; or greater than about 20%. In certain embodiments, Compounds of the Invention exhibit a κ GTP E_{max} (%) of greater than about 50%; or greater than about 75%; or greater than about 90%; or greater than about 100%.

[0318] ***δ -Opioid Receptor Binding Assay Procedures:*** δ -Opioid Receptor Binding Assay Procedures can be conducted as follows. Radioligand dose-displacement assays use 0.3 nM [^3H]-Naltrindole (Perkin Elmer, Shelton, CT; 33.0 Ci/mmol) with 5 μ g membrane protein (Perkin Elmer, Shelton, CT) in a final volume of 500 μ l binding buffer (5 mM MgCl_2 , 5% DMSO, 50 mM Trizma base, pH 7.4). Non-specific binding is determined in the presence of 25 μ M unlabeled naloxone. All reactions are performed in 96-deep well polypropylene plates for 1 hour at a temperature of about 25°C. Binding reactions are terminated by rapid filtration onto 96-well Unifilter GF/C filter plates (Perkin Elmer, Shelton, CT) presoaked in 0.5% polyethylenimine (Sigma). Harvesting is performed using a 96-well tissue harvester (Perkin Elmer, Shelton, CT) followed by five filtration washes with 500 μ l ice-cold binding buffer. Filter plates are subsequently dried at 50°C for 1-2 hours. Fifty μ l/well scintillation cocktail (Perkin Elmer, Shelton, CT) is added and plates are counted in a Packard Top-Count for 1 min/well.

- [0319] ***δ-Opioid Receptor Binding Data:*** In certain embodiments, Compounds of the Invention can exhibit a K_i (nM) for δ receptors of about 10,000 or more (which, for the purposes of this invention, is interpreted as having no binding to the δ receptors). Certain Compounds of the Invention can exhibit a K_i (nM) of about 20,000 or less for δ receptors. In one embodiment, Compounds of the Invention exhibit a K_i (nM) of about 10,000 or less; or of about 9000 or less for δ receptors. In another embodiment, Compounds of the Invention exhibit a K_i (nM) of about 7500 or less; or of about 6500 or less; or of about 5000 or less; or of about 3000 or less; or of about 2500 or less for δ receptors. In another embodiment, Compounds of the Invention exhibit a K_i (nM) of about 1000 or less; or of about 500 or less; or of about 350 or less; or of about 250 or less; or of about 100 or less; or of about 10 or less for δ receptors.
- [0320] ***δ-Opioid Receptor Functional Assay Procedures:*** Functional [35 S]GTP γ S binding assays are conducted as follows. δ opioid receptor membrane solution is prepared by sequentially adding final concentrations of 0.026 μ g/ μ l δ membrane protein (Perkin Elmer, Shelton, CT), 10 μ g/mL saponin, 3 μ M GDP and 0.20 nM [35 S]GTP γ S to binding buffer (100 mM NaCl, 10 mM MgCl₂, 20mM HEPES, pH 7.4) on ice. The prepared membrane solution (190 μ l/well) is transferred to 96-shallow well polypropylene plates containing 10 μ l of 20x concentrated stock solutions of agonist prepared in DMSO. Plates are incubated for 30 min at a temperature of about 25°C with shaking. Reactions are terminated by rapid filtration onto 96-well Unifilter GF/B filter plates (Perkin Elmer, Shelton, CT) using a 96-well tissue harvester (Packard) and followed by three filtration washes with 200 μ l ice-cold binding buffer (10 mM NaH₂PO₄, 10 mM Na₂HPO₄, pH 7.4). Filter plates are subsequently dried at 50°C for 1-2 hours. Fifty μ l/well scintillation cocktail (Perkin Elmer, Shelton, CT) is added and plates are counted in a Packard Top-count for 1 min/well.
- [0321] ***δ-Opioid Receptor Functional Data:*** δ GTP EC₅₀ is the concentration of a compound providing 50% of the maximal response for the compound at a δ receptor. Certain Compounds of the Invention can exhibit a δ GTP EC₅₀ (nM) of about 20,000 or less; or about 10,000 or less. In certain embodiments, Compounds of the Invention can exhibit a δ GTP EC₅₀ (nM) of about 3500 or less; or of about 1000 or less; or of about 500 or less; or of about 100 or less; or of about 90 or less; or of about 50 or less; or of about 25 or less; or of about 10 or less.

- [0322] δ GTP E_{\max} (%) is the maximal effect elicited by a compound relative to the effect elicited by met-enkephalin. Certain Compounds of the Invention can exhibit a δ GTP E_{\max} (%) of greater than about 1%; or of greater than about 5%; or of greater than about 10%. In one embodiment, Compounds of the Invention can exhibit a δ GTP E_{\max} (%) of greater than about 30%. In another embodiment, Compounds of the Invention can exhibit a δ GTP E_{\max} (%) of greater than about 50%; or of greater than about 75%; or of greater than about 90%. In another embodiment, Compounds of the Invention can exhibit a δ GTP E_{\max} (%) of greater than about 100%.
- [0323] ***ORL-1 Receptor Binding Assay Procedure:*** Membranes from recombinant HEK-293 cells expressing the human opioid receptor-like receptor (ORL-1) (Perkin Elmer, Shelton, CT) can be prepared by lysing cells in ice-cold hypotonic buffer (2.5 mM $MgCl_2$, 50 mM HEPES, pH 7.4) (10 ml/10 cm dish) followed by homogenization with a tissue grinder/Teflon pestle. Membranes are collected by centrifugation at 30,000 x g for 15 min at 4°C and pellets resuspended in hypotonic buffer to a final concentration of 1-3 mg/ml. Protein concentrations are determined using the BioRad protein assay reagent with bovine serum albumen as standard. Aliquots of the ORL-1 receptor membranes are stored at -80°C.
- [0324] Radioligand binding assays (screening and dose-displacement) use 0.1 nM [3H]-nociceptin (Perkin Elmer, Shelton, CT; 87.7 Ci/mmol) with 12 μ g membrane protein in a final volume of 500 μ l binding buffer (10 mM $MgCl_2$, 1 mM EDTA, 5% DMSO, 50 mM HEPES, pH 7.4). Non-specific binding is determined in the presence of 10 nM unlabeled nociceptin (American Peptide Company). All reactions are performed in 96-deep well polypropylene plates for 1 h at room temperature. Binding reactions are terminated by rapid filtration onto 96-well Unifilter GF/C filter plates (Perkin Elmer, Shelton, CT) presoaked in 0.5% polyethylenimine (Sigma). Harvesting is performed using a 96-well tissue harvester (Perkin Elmer, Shelton, CT) followed by three filtration washes with 500 μ l ice-cold binding buffer. Filter plates are subsequently dried at 50°C for 2-3 hours. Fifty μ l/well scintillation cocktail (Perkin Elmer, Shelton, CT) is added and plates are counted in a Packard Top-Count for 1 min/well. The data from screening and dose-displacement experiments are analyzed using Microsoft Excel and the curve fitting functions in GraphPad PRISMTM, v. 3.0 or higher, respectively, or an in-house function for one-site competition curve-fitting.

- [0325] **ORL-1 Receptor Binding Data:** Certain Compounds of the Invention can have a K_i (nM) of about 5000 or less. In one embodiment, certain Compounds of the Invention can have a K_i (nM) of about 1000 or less. In one embodiment, certain Compounds of the Invention can have a K_i (nM) of about 500 or less. In other embodiments, the Compounds of the Invention can have a K_i (nM) of about 300 or less; or of about 100 or less; or of about 50 or less; or of about 20 or less. In yet other embodiments, the Compounds of the Invention can have a K_i (nM) of about 10 or less; or of about 1 or less; or of about 0.1 or less.
- [0326] **ORL-1 Receptor Functional Assay Procedure:** Membranes from recombinant HEK-293 cells expressing the human opioid receptor-like (ORL-1) (Perkin Elmer, Shelton, CT) can be prepared by lysing cells in ice-cold hypotonic buffer (2.5 mM MgCl₂, 50 mM HEPES, pH 7.4) (10 ml/10 cm dish) followed by homogenization with a tissue grinder/Teflon pestle. Membranes are collected by centrifugation at 30,000 x g for 15 min at 4°C, and pellets resuspended in hypotonic buffer to a final concentration of 1-3 mg/ml. Protein concentrations are determined using the BioRad protein assay reagent with bovine serum albumen as standard. Aliquots of the ORL-1 receptor membranes are stored at -80°C.
- [0327] Functional [³⁵S]GTPγS binding assays are conducted as follows. ORL-1 membrane solution is prepared by sequentially adding final concentrations of 0.026 μg/μl ORL-1 membrane protein, 10 μg/ml saponin, 3 μM GDP and 0.20 nM [³⁵S]GTPγS to binding buffer (100 mM NaCl, 10 mM MgCl₂, 20 mM HEPES, pH 7.4) on ice. The prepared membrane solution (190 μl/well) is transferred to 96-shallow well polypropylene plates containing 10 μl of 20x concentrated stock solutions of agonist/nociceptin prepared in DMSO. Plates are incubated for 30 min at room temperature with shaking. Reactions are terminated by rapid filtration onto 96-well Unifilter GF/B filter plates (Perkin Elmer, Shelton, CT) using a 96-well tissue harvester (Packard) and followed by three filtration washes with 200 μl ice-cold binding buffer (10 mM NaH₂PO₄, 10 mM Na₂HPO₄, pH 7.4). Filter plates are subsequently dried at 50°C for 2-3 hours. Fifty μl/well scintillation cocktail (Perkin Elmer, Shelton, CT) is added and plates are counted in a Packard Top-Count for 1 min/well. Data are analyzed using the sigmoidal dose-response curve fitting functions in GraphPad PRISM v. 3.0 or higher, or an in-house function for non-linear, sigmoidal dose-response curve-fitting.

[0328] **ORL-1 Receptor Functional Data:** ORL-1 GTP EC₅₀ is the concentration of a compound providing 50% of the maximal response for the compound at an ORL-1 receptor. In certain embodiments, the Compounds of the Invention that have a high binding affinity (i.e. low K_i value) can have an ORL-1 GTP EC₅₀ (nM) of greater than about 10,000 (i.e. will not stimulate at therapeutic concentrations) In certain embodiments Compounds of the Invention can have an ORL-1 GTP EC₅₀ (nM) of about 20,000 or less. In one embodiment, the Compounds of the Invention can have an ORL-1 GTP EC₅₀ (nM) of about 10,000 or less; or of about 5000 or less; or of about 1000 or less. In still other embodiments, the Compounds of the Invention can have an ORL-1 GTP EC₅₀ (nM) of about 100 or less; or of about 10 or less; or of about 1 or less; or of about 0.1 or less.

[0329] ORL-1 GTP E_{max} % is the maximal effect elicited by a compound relative to the effect elicited by nociceptin, a standard ORL-1 agonist. In certain embodiments, Compounds of the Invention can have an ORL-1 GTP E_{max} of less than 10% (which, for the purposes of this invention, is interpreted as having antagonist activity at ORL-1 receptors). Certain Compounds of the Invention can have an ORL-1 GTP E_{max} (%) of greater than 1%; or of greater than 5%; or of greater than 10%. In other embodiments, Compounds of the Invention can have an ORL-1 GTP E_{max} of greater than 20%; or of greater than 50%; or of greater than 75%; or of greater than 88%; or of greater than 100%.

In Vivo Assays for Pain

[0330] **Test Animals:** Each experiment uses rats weighing between 200-260 g at the start of the experiment. The rats are group-housed and have free access to food and water at all times, except prior to oral administration of a Compound of the Invention when food is removed for about 16 hours before dosing. A control group acts as a comparison to rats treated with a Compound of the Invention. The control group is administered the carrier for the Compound of the Invention. The volume of carrier administered to the control group is the same as the volume of carrier and Compound of the Invention administered to the test group.

[0331] **Acute Pain:** To assess the actions of a Compound of the Invention for the treatment or prevention of acute pain, the rat tail flick can be used. Rats are gently

restrained by hand and the tail exposed to a focused beam of radiant heat at a point 5 cm from the tip using a tail flick unit (Model 7360, commercially available from Ugo Basile of Italy). Tail flick latencies are defined as the interval between the onset of the thermal stimulus and the flick of the tail. Animals not responding within 20 seconds are removed from the tail flick unit and assigned a withdrawal latency of 20 seconds. Tail flick latencies are measured immediately before (pre-treatment) and 1, 3, and 5 hours following administration of a Compound of the Invention. Data are expressed as tail flick latency(s) and the percentage of the maximal possible effect (% MPE), *i.e.*, 20 seconds, is calculated as follows:

$$\% \text{ MPE} = \frac{[(\text{post administration latency}) - (\text{pre-administration latency})]}{(20 \text{ s} - \text{pre-administration latency})} \times 100$$

[0332] The rat tail flick test is described in F.E. D'Amour *et al.*, "A Method for Determining Loss of Pain Sensation," *J. Pharmacol. Exp. Ther.* 72:74-79 (1941).

[0333] To assess the actions of a Compound of the Invention for the treatment or prevention of acute pain, the rat hot plate test can also be used. Rats are tested using a hot plate apparatus consisting of a clear plexiglass cylinder with a heated metal floor maintained at a temperature of 48-52 °C (Model 7280, commercially available from Ugo Basile of Italy). A rat is placed into the cylinder on the hot plate apparatus for a maximum duration of 30 s, or until it exhibits a nocifensive behavior (behavioral endpoint), at which time it is removed from the hot plate, and the response latency recorded. Hot plate latencies are measured immediately before (pre-treatment) and 1, 3, and 5 hours following administration of a Compound of the Invention. The nocifensive behavioral endpoint is defined as any of the following: 1) paw withdrawal, either as a sustained lift or with shaking or licking; 2) alternating foot lifting; 3) escape or attempted escape from the testing device; or 4) vocalization. Data are expressed as response latency(s) and the percentage of the maximal possible effect is calculated as described above for the tail flick test. The hot plate test is described in G. Woolfe and A.D. MacDonald, *J. Pharmacol. Exp. Ther.* 80:300-307 (1944).

[0334] **Inflammatory Pain:** To assess the actions of a Compound of the Invention for the treatment or prevention of inflammatory pain, the Freund's complete adjuvant ("FCA")

model of inflammatory pain can be used. FCA-induced inflammation of the rat hind paw is associated with the development of persistent inflammatory mechanical hyperalgesia and provides reliable prediction of the anti-hyperalgesic action of clinically useful analgesic drugs (L. Bartho *et al.*, "Involvement of Capsaicin-sensitive Neurones in Hyperalgesia and Enhanced Opioid Antinociception in Inflammation," *Naunyn-Schmiedeberg's Archives of Pharmacol.* 342:666-670 (1990)). The left hind paw of each animal is administered a 50 μ L intraplantar injection of 50% FCA. Prior to injection of FCA (baseline) and 24 hour post injection, the animal is assessed for response to noxious mechanical stimuli by determining the PWT, as described below. Rats are then administered a single injection of 1, 3, or 10 mg/kg of either a Compound of the Invention; 30mg/kg of a control drug selected from Celebrex, indomethacin or naproxen; or carrier. Responses to noxious mechanical stimuli are determined 1, 3, 5 and 24 hours post administration. Percentage reversal of hyperalgesia for each animal is defined as:

$$\% \text{ Reversal} = \frac{[(\text{post administration PWT}) - (\text{pre-administration PWT})]}{[(\text{baseline PWT}) - (\text{pre-administration PWT})]} \times 100$$

[0335] **Neuropathic Pain:** To assess the actions of a Compound of the Invention for the treatment or prevention of neuropathic pain, either the Seltzer model or the Chung model can be used.

[0336] In the Seltzer model, the partial sciatic nerve ligation model of neuropathic pain is used to produce neuropathic hyperalgesia in rats (Z. Seltzer *et al.*, "A Novel Behavioral Model of Neuropathic Pain Disorders Produced in Rats by Partial Sciatic Nerve Injury," *Pain* 43:205-218 (1990)). Partial ligation of the left sciatic nerve is performed under isoflurane/O₂ inhalation anaesthesia. Following induction of anesthesia, the left thigh of the rat is shaved and the sciatic nerve exposed at high thigh level through a small incision and is carefully cleared of surrounding connective tissues at a site near the trochanter just distal to the point at which the posterior biceps semitendinosus nerve branches off of the common sciatic nerve. A 7-0 silk suture is inserted into the nerve with a 3/8 curved, reversed-cutting mini-needle and tightly ligated so that the dorsal $\frac{1}{3}$ to $\frac{1}{2}$ of the nerve thickness is held within the ligature. The wound is closed with a single muscle suture (4-0 nylon (Vicryl)) and vetbond tissue glue. Following surgery, the wound area is dusted

with antibiotic powder. Sham-treated rats undergo an identical surgical procedure except that the sciatic nerve is not manipulated. Following surgery, animals are weighed and placed on a warm pad until they recover from anesthesia. Animals are then returned to their home cages until behavioral testing begins. The animal is assessed for response to noxious mechanical stimuli by determining PWT, as described below, prior to surgery (baseline), then immediately prior to and 1, 3, and 5 hours after drug administration. Percentage reversal of neuropathic hyperalgesia is defined as:

$$\% \text{ Reversal} = \frac{[(\text{post administration PWT}) - (\text{pre-administration PWT})]}{[(\text{baseline PWT}) - (\text{pre-administration PWT})]} \times 100$$

[0337] In the Chung model, the spinal nerve ligation model of neuropathic pain is used to produce mechanical hyperalgesia, thermal hyperalgesia and tactile allodynia in rats. Surgery is performed under isoflurane/O₂ inhalation anaesthesia. Following induction of anaesthesia, a 3 cm incision is made and the left paraspinal muscles are separated from the spinous process at the L₄ - S₂ levels. The L₆ transverse process is carefully removed with a pair of small rongeurs to identify visually the L₄ - L₆ spinal nerves. The left L₅ (or L₅ and L₆) spinal nerve(s) is isolated and tightly ligated with silk thread. A complete hemostasis is confirmed and the wound is sutured using non-absorbable sutures, such as nylon sutures or stainless steel staples. Sham-treated rats undergo an identical surgical procedure except that the spinal nerve(s) is not manipulated. Following surgery animals are weighed, administered a subcutaneous (*s.c.*) injection of saline or ringers lactate, the wound area is dusted with antibiotic powder and they are kept on a warm pad until they recover from the anesthesia. Animals are then returned to their home cages until behavioral testing begins. The animals are assessed for response to noxious mechanical stimuli by determining PWT, as described below, prior to surgery (baseline), then immediately prior to and 1, 3, and 5 hours after being administered a Compound of the Invention. The animal can also be assessed for response to noxious thermal stimuli or for tactile allodynia, as described below. The Chung model for neuropathic pain is described in S.H. Kim, "An Experimental Model for Peripheral Neuropathy Produced by Segmental Spinal Nerve Ligation in the Rat," *Pain* 50(3):355-363 (1992).

[0338] *Response to Mechanical Stimuli as an Assessment of Mechanical Hyperalgesia:*

The paw pressure assay can be used to assess mechanical hyperalgesia. For this assay, hind paw withdrawal thresholds (PWT) to a noxious mechanical stimulus are determined using an analgesymeter (Model 7200, commercially available from Ugo Basile of Italy) as described in C. Stein, "Unilateral Inflammation of the Hindpaw in Rats as a Model of Prolonged Noxious Stimulation: Alterations in Behavior and Nociceptive Thresholds," *Pharmacol. Biochem. and Behavior* 31:451-455 (1988). The rat is gently restrained, its hindpaw is placed on a small round platform, and punctate pressure is applied to the dorsal surface of the hindpaw in a graded manner. The maximum weight that is applied to the hind paw is set at 250 g and the end point is taken as complete withdrawal of the paw. PWT is determined once for each rat at each time point and either only the affected (ipsilateral; same side as the injury) rear paw is tested, or both the ipsilateral and contralateral (non-injured; opposite to the injury) rear paw are tested.

[0339] *Response to Thermal Stimuli as an Assessment of Thermal Hyperalgesia:*

The plantar test can be used to assess thermal hyperalgesia. For this test, hind paw withdrawal latencies to a noxious thermal stimulus applied to the plantar surface of the hindpaw are determined using a plantar test apparatus (commercially available from Ugo Basile of Italy) following the technique described by K. Hargreaves *et al.*, "A New and Sensitive Method for Measuring Thermal Nociception in Cutaneous Hyperalgesia," *Pain* 32(1):77-88 (1988). The maximum exposure time is set at 32 seconds to avoid tissue damage and any directed paw withdrawal from the heat source is taken as the end point. Three latencies are determined at each time point and averaged. Either only the affected (ipsilateral) paw is tested, or both the ipsilateral and contralateral (non-injured) paw are tested.

[0340] *Assessment of Tactile Allodynia:*

To assess tactile allodynia, rats are placed in clear, plexiglass compartments with a wire mesh floor and allowed to habituate for a period of at least 15 minutes. After habituation, a series of von Frey monofilaments are presented to the plantar surface of the affected (ipsilateral) foot of each rat. The series of von Frey monofilaments consists of six monofilaments of increasing diameter, with the smallest diameter fiber presented first. Five trials are conducted with each filament with each trial separated by approximately 2 minutes. Each presentation lasts for a period of 4-8 seconds or until a nociceptive withdrawal behavior is observed. Flinching, paw withdrawal or licking of the paw are considered nociceptive behavioral responses.

- [0341] *Assessment of Respiratory Depression:* To assess respiratory depression, rats can be prepared by implanting a femoral artery cannula via which blood samples are taken. Blood samples are taken prior to drug administration, then 1, 3, 5 and 24 hours post-treatment. Blood samples are processed using an arterial blood gas analyzer (e.g., IDEXX VetStat with Respiratory/Blood Gas test cartridges). Comparable devices are a standard tool for blood gas analysis (e.g., D. Torbati *et al.*, *Intensive Care Med.* (26): 585-591 (2000).
- [0342] *Assessment of Gastric Motility:* Animals are treated with vehicle, reference compound or test article by oral gavage at a volume of 10 mL/kg. At one hour post-dose, all animals are treated with charcoal meal solution (5% non-activated charcoal powder in a solution of 1 % carboxymethylcellulose in water) at a volume of 10 mL/kg. At two hours post-dose (one hour post-charcoal), animals are sacrificed by carbon dioxide inhalation or isoflurane overdose and the transit of charcoal meal identified. The stomach and small intestine are removed carefully and each placed on a saline-soaked absorbent surface. The distance between the pylorus and the furthest progression of charcoal meal is measured and compared to the distance between the pylorus and the ileocecal junction. The charcoal meal transit is expressed as a percentage of small intestinal length traveled.

Pharmaceutical Compositions

- [0343] Due to their activity, the Compounds of the Invention are advantageously useful in human and veterinary medicine. As described above, the Compounds of the Invention are useful for treating or preventing a Condition in a patient in need thereof. The Compounds of the Invention can be administered to any patient requiring modulation of the opioid receptors. The term "patient" as used herein refers to any animal that may experience the beneficial effects of a Compound of the Invention. Foremost such animals are mammals, e.g., humans and companion animals, although the invention is not intended to be so limited.
- [0344] When administered to a patient, a Compound of the Invention can be administered as a component of a composition that comprises a pharmaceutically acceptable carrier or excipient. A Compound of the Invention can be administered by any appropriate route, as determined by the medical practitioner. Methods of administration may include intradermal, intramuscular, intraperitoneal, parenteral, intravenous, subcutaneous, intranasal, epidural, oral, sublingual, buccal, intracerebral, intravaginal, transdermal,

transmucosal, rectal, by inhalation, or topical (particularly to the ears, nose, eyes, or skin). Delivery can be either local or systemic. In certain embodiments, administration will result in the release of a Compound of the Invention into the bloodstream.

[0345] Pharmaceutical compositions of the invention can take the form of solutions, suspensions, emulsions, tablets, pills, pellets, powders, multi-particulates, capsules, capsules containing liquids, capsules containing powders, capsules containing multi-particulates, lozenges, sustained-release formulations, suppositories, transdermal patches, transmucosal films, sub-lingual tablets or tabs, aerosols, sprays, or any other form suitable for use. In one embodiment, the composition is in the form of a tablet. In another embodiment, the composition is in the form of a capsule (*see, e.g.*, U.S. Patent No. 5,698,155). Other examples of suitable pharmaceutical excipients are described in *Remington's Pharmaceutical Sciences* 1447-1676 (Alfonso R. Gennaro ed., 19th ed. 1995), incorporated herein by reference.

[0346] Pharmaceutical compositions of the invention preferably comprise a suitable amount of a pharmaceutically acceptable excipient so as to provide the form for proper administration to the patient. Such a pharmaceutical excipient can be a diluent, suspending agent, solubilizer, binder, disintegrant, preservative, coloring agent, lubricant, and the like. The pharmaceutical excipient can be a liquid, such as water or an oil, including those of petroleum, animal, vegetable, or synthetic origin, such as peanut oil, soybean oil, mineral oil, sesame oil, and the like. The pharmaceutical excipient can be saline, gum acacia, gelatin, starch paste, talc, keratin, colloidal silica, urea, and the like. In addition, auxiliary, stabilizing, thickening, lubricating, and coloring agents can be used. In one embodiment, the pharmaceutically acceptable excipient is sterile when administered to a patient. Water is a particularly useful excipient when a Compound of the Invention is administered intravenously. Saline solutions and aqueous dextrose and glycerol solutions can also be employed as liquid excipients, particularly for injectable solutions. Suitable pharmaceutical excipients also include starch, glucose, lactose, sucrose, gelatin, malt, rice, flour, chalk, silica gel, sodium stearate, glycerol monostearate, talc, sodium chloride, dried skim milk, glycerol, propylene glycol, water, ethanol, and the like. The invention compositions, if desired, can also contain minor amounts of wetting or emulsifying agents, or pH buffering agents. Specific examples of pharmaceutically acceptable carriers and excipients that can be used to formulate oral dosage forms are

described in the *Handbook of Pharmaceutical Excipients*, American Pharmaceutical Association (1986).

[0347] In certain embodiments, the Compounds of the Invention are formulated for oral administration. A Compound of the Invention to be orally delivered can be in the form of tablets, capsules, gelcaps, caplets, lozenges, aqueous or oily solutions, suspensions, granules, powders, emulsions, syrups, or elixirs, for example. When a Compound of the Invention is incorporated into oral tablets, such tablets can be compressed, tablet triturates, enteric-coated, sugar-coated, film-coated, multiply compressed or multiply layered.

[0348] An orally administered Compound of the Invention can contain one or more additional agents such as, for example, sweetening agents such as fructose, aspartame or saccharin; flavoring agents such as peppermint, oil of wintergreen, or cherry; coloring agents; and preserving agents, and stabilizers, to provide stable, pharmaceutically palatable dosage forms. Techniques and compositions for making solid oral dosage forms are described in *Pharmaceutical Dosage Forms: Tablets* (Lieberman, Lachman and Schwartz, eds., 2nd ed.) published by Marcel Dekker, Inc. Techniques and compositions for making tablets (compressed and molded), capsules (hard and soft gelatin) and pills are also described in *Remington's Pharmaceutical Sciences 1553-1593* (Arthur Osol, ed., 16th ed., Mack Publishing, Easton, PA 1980). Liquid oral dosage forms include aqueous and nonaqueous solutions, emulsions, suspensions, and solutions and/or suspensions reconstituted from non-effervescent granules, optionally containing one or more suitable solvents, preservatives, emulsifying agents, suspending agents, diluents, sweeteners, coloring agents, flavoring agents, and the like. Techniques and compositions for making liquid oral dosage forms are described in *Pharmaceutical Dosage Forms: Disperse Systems*, (Lieberman, Rieger and Banker, eds.) published by Marcel Dekker, Inc.

[0349] When a Compound of the Invention is formulated for parenteral administration by injection (*e.g.*, continuous infusion or bolus injection), the formulation can be in the form of a suspension, solution, or emulsion in an oily or aqueous vehicle, and such formulations can further comprise pharmaceutically necessary additives such as one or more stabilizing agents, suspending agents, dispersing agents, and the like. When a Compound of the Invention is to be injected parenterally, it can be, *e.g.*, in the form of an

isotonic sterile solution. A Compound of the Invention can also be in the form of a powder for reconstitution as an injectable formulation.

[0350] In certain embodiments, a Compound of the Invention is formulated into a pharmaceutical composition for intravenous administration. Typically, such compositions comprise sterile isotonic aqueous buffer. Where necessary, the compositions can also include a solubilizing agent. A Compound of the Invention for intravenous administration can optionally include a local anesthetic such as benzocaine or prilocaine to lessen pain at the site of the injection. Generally, the ingredients are supplied either separately or mixed together in unit dosage form, for example, as a dry lyophilized powder or water free concentrate in a hermetically sealed container such as an ampule or sachette indicating the quantity of active agent. Where a Compound of the Invention is to be administered by infusion, it can be dispensed, for example, with an infusion bottle containing sterile pharmaceutical grade water or saline. Where a Compound of the Invention is administered by injection, an ampule of sterile water for injection or saline can be provided so that the ingredients can be mixed prior to administration.

[0351] When a Compound of the Invention is to be administered by inhalation, it can be formulated into a dry aerosol, or an aqueous or partially aqueous solution.

[0352] In another embodiment, a Compound of the Invention can be delivered in a vesicle, in particular a liposome (*see Langer, Science 249:1527-1533 (1990); and Treat et al., Liposomes in the Therapy of Infectious Disease and Cancer 317-327 and 353-365 (1989)*).

[0353] In certain embodiments, a Compound of the Invention is administered locally. This can be achieved, for example, by local infusion during surgery, topical application, *e.g.*, in conjunction with a wound dressing after surgery, by injection, by means of a catheter, by means of a suppository or enema, or by means of an implant, said implant being of a porous, non-porous, or gelatinous material, including membranes, such as sialastic membranes, or fibers.

[0354] In certain embodiments, a Compound of the Invention can be delivered in an immediate release form. In other embodiments, a Compound of the Invention can be delivered in a controlled-release system or sustained-release system. Controlled- or sustained-release pharmaceutical compositions can have a common goal of improving drug therapy over the results achieved by their non-controlled or non-sustained-release

counterparts. In one embodiment, a controlled- or sustained-release composition comprises a minimal amount of a Compound of the Invention to treat or prevent the Condition (or a symptom thereof) in a minimum amount of time. Advantages of controlled- or sustained-release compositions include extended activity of the drug, reduced dosage frequency, and increased compliance. In addition, controlled- or sustained-release compositions can favorably affect the time of onset of action or other characteristics, such as blood levels of the Compound of the Invention, and can thus reduce the occurrence of adverse side effects.

[0355] Controlled- or sustained-release compositions can initially immediately release an amount of a Compound of the Invention that promptly produces the desired therapeutic or prophylactic effect, and gradually and continually release other amounts of the Compound of the Invention to maintain a level of therapeutic or prophylactic effect over an extended period of time. To maintain a constant level of the Compound of the Invention in the body, the Compound of the Invention can be released from the dosage form at a rate that will replace the amount of Compound of the Invention being metabolized and excreted from the body. Controlled- or sustained-release of an active ingredient can be stimulated by various conditions, including but not limited to, changes in pH, changes in temperature, concentration or availability of enzymes, concentration or availability of water, or other physiological conditions or compounds.

[0356] Controlled-release and sustained-release means for use according to the present invention may be selected from those known in the art. Examples include, but are not limited to, those described in U.S. Patent Nos.: 3,845,770; 3,916,899; 3,536,809; 3,598,123; 4,008,719; 5,674,533; 5,059,595; 5,591,767; 5,120,548; 5,073,543; 5,639,476; 5,354,556; and 5,733,566, each of which is incorporated herein by reference. Such dosage forms can be used to provide controlled- or sustained-release of one or more active ingredients using, for example, hydroxypropylmethyl cellulose, other polymer matrices, gels, permeable membranes, osmotic systems, multilayer coatings, microparticles, multiparticulates, liposomes, microspheres, or a combination thereof to provide the desired release profile in varying proportions. Suitable controlled- or sustained-release formulations known in the art, including those described herein, can be readily selected for use with the active ingredients of the invention in view of this disclosure. See also Goodson, "Dental Applications" (pp. 115-138) in *Medical Applications of Controlled Release, Vol. 2, Applications and Evaluation*, R.S. Langer and

D.L. Wise eds., CRC Press (1984). Other controlled- or sustained-release systems that are discussed in the review by Langer, *Science* 249:1527-1533 (1990) can be selected for use according to the present invention. In one embodiment, a pump can be used (Langer, *Science* 249:1527-1533 (1990); Sefton, *CRC Crit. Ref. Biomed. Eng.* 14:201 (1987); Buchwald *et al.*, *Surgery* 88:507 (1980); and Saudek *et al.*, *N. Engl. J. Med.* 321:574 (1989)). In another embodiment, polymeric materials can be used (*see Medical Applications of Controlled Release* (Langer and Wise eds., 1974); *Controlled Drug Bioavailability, Drug Product Design and Performance* (Smolen and Ball eds., 1984); Ranger and Peppas, *J. Macromol. Sci. Rev. Macromol. Chem.* 23:61 (1983); Levy *et al.*, *Science* 228:190 (1985); During *et al.*, *Ann. Neurol.* 25:351 (1989); and Howard *et al.*, *J. Neurosurg.* 71:105 (1989)). In yet another embodiment, a controlled- or sustained-release system can be placed in proximity of a target of a Compound of the Invention, *e.g.*, the spinal column, brain, or gastrointestinal tract, thus requiring only a fraction of the systemic dose.

[0357] When in tablet or pill form, a pharmaceutical composition of the invention can be coated to delay disintegration and absorption in the gastrointestinal tract, thereby providing a sustained action over an extended period of time. Selectively permeable membranes surrounding an osmotically active driving compound are also suitable for orally administered compositions. In these latter platforms, fluid from the environment surrounding the capsule is imbibed by the driving compound, which swells to displace the agent or agent composition through an aperture. These delivery platforms can provide an essentially zero order delivery profile as opposed to the spiked profiles of immediate release formulations. A time-delay material such as glycerol monostearate or glycerol stearate can also be used. Oral compositions can include standard excipients such as mannitol, lactose, starch, magnesium stearate, sodium saccharin, cellulose, and magnesium carbonate. In one embodiment, the excipients are of pharmaceutical grade.

[0358] Pharmaceutical compositions of the invention include single unit dosage forms suitable for oral administration such as, but not limited to, tablets, capsules, gelcaps, and caplets that are adapted for controlled- or sustained-release.

[0359] The amount of the Compound of the Invention that is effective for the treatment or prevention of a condition can be determined by standard clinical techniques. In addition, *in vitro* and/or *in vivo* assays can optionally be employed to help identify optimal dosage ranges. The precise dose to be employed will also depend on, *e.g.*, the route of

administration and the extent of the Condition to be treated, and can be decided according to the judgment of a practitioner and/or each patient's circumstances. Variations in dosing may occur depending upon typical factors such as the weight, age, gender and physical condition (*e.g.*, hepatic and renal function) of the patient being treated, the affliction to be treated, the severity of the symptoms, the frequency of the dosage interval, the presence of any deleterious side-effects, and the particular compound utilized, among other things.

[0360] Suitable effective dosage amounts can range from about 0.01mg/kg of body weight to about 3000 mg/kg of body weight of the patient per day, although they are typically from about 0.01mg/kg of body weight to about 2500 mg/kg of body weight of the patient per day or from about 0.01mg/kg of body weight to about 1000 mg/kg of body weight of the patient per day. In one embodiment, the effective dosage amount is about 100 mg/kg of body weight of the patient per day or less. In another embodiment, the effective dosage amount ranges from about 0.01mg/kg of body weight to about 100 mg/kg of body weight of the patient per day of a Compound of the Invention, in another embodiment, about 0.02 mg/kg of body weight to about 50 mg/kg of body weight of the patient per day, and in another embodiment, about 0.025 mg/kg of body weight to about 20 mg/kg of body weight of the patient per day.

[0361] Administration can be as a single dose or as a divided dose. In one embodiment, an effective dosage amount is administered about every 24 hours until the Condition is abated. In another embodiment, an effective dosage amount is administered about every 12 hours until the Condition is abated. In another embodiment, an effective dosage amount is administered about every 8 hours until the Condition is abated. In another embodiment, an effective dosage amount is administered about every 6 hours until the Condition is abated. In another embodiment, an effective dosage amount is administered about every 4 hours until the Condition is abated. The effective dosage amounts described herein refer to total amounts administered; that is, if more than one Compound of the Invention is administered, the effective dosage amounts correspond to the total amount administered.

[0362] Where a cell capable of expressing the μ -opioid receptors is contacted with a Compound of the Invention *in vitro*, the amount effective for inhibiting or activating the μ -opioid receptors function in a cell can typically range from about 10^{-12} mol/L to about 10^{-4} mol/L, or from about 10^{-12} mol/L to about 10^{-5} mol/L, or from about 10^{-12} mol/L to

about 10^{-6} mol/L, or from about 10^{-12} mol/L to about 10^{-9} mol/L of a solution or suspension of the Compound of the Invention in a pharmaceutically acceptable carrier or excipient. In one embodiment, the volume of solution or suspension comprising the Compound of the Invention can be from about 0.01 μ L to about 1 mL. In another embodiment, the volume of solution or suspension can be about 200 μ L.

[0363] Where a cell capable of expressing the δ -opioid receptors is contacted with a Compound of the Invention *in vitro*, the amount effective for inhibiting or activating the δ -opioid receptors function in a cell can typically range from about 10^{-12} mol/L to about 10^{-4} mol/L, or from about 10^{-12} mol/L to about 10^{-5} mol/L, or from about 10^{-12} mol/L to about 10^{-6} mol/L, or from about 10^{-12} mol/L to about 10^{-9} mol/L of a solution or suspension of the Compound of the Invention in a pharmaceutically acceptable carrier or excipient. In one embodiment, the volume of solution or suspension comprising the Compound of the Invention can be from about 0.01 μ L to about 1 mL. In another embodiment, the volume of solution or suspension can be about 200 μ L.

[0364] Where a cell capable of expressing the κ -opioid receptors is contacted with a Compound of the Invention *in vitro*, the amount effective for inhibiting or activating the κ -opioid receptors function in a cell can typically range from about 10^{-12} mol/L to about 10^{-4} mol/L, or from about 10^{-12} mol/L to about 10^{-5} mol/L, or from about 10^{-12} mol/L to about 10^{-6} mol/L, or from about 10^{-12} mol/L to about 10^{-9} mol/L of a solution or suspension of the Compound of the Invention in a pharmaceutically acceptable carrier or excipient. In one embodiment, the volume of solution or suspension comprising the Compound of the Invention can be from about 0.01 μ L to about 1 mL. In another embodiment, the volume of solution or suspension can be about 200 μ L.

[0365] Where a cell capable of expressing the ORL-1 receptor is contacted with a Compound of the Invention *in vitro*, the amount effective for inhibiting or activating the ORL-1 receptor function in a cell can typically range from about 10^{-12} mol/L to about 10^{-4} mol/L, or from about 10^{-12} mol/L to about 10^{-5} mol/L, or from about 10^{-12} mol/L to about 10^{-6} mol/L, or from about 10^{-12} mol/L to about 10^{-9} mol/L of a solution or suspension of the compound in a pharmaceutically acceptable carrier or excipient. In one embodiment, the volume of solution or suspension comprising the Compound of the Invention can be from about 0.01 μ L to about 1mL. In another embodiment, the volume of solution or suspension can be about 200 μ L.

[0366] Compounds of the Invention can be assayed *in vitro* or *in vivo* for the desired therapeutic or prophylactic activity prior to use in humans. Animal model systems can be used to demonstrate safety and efficacy. Certain Compounds of the Invention are expected to have an ED₅₀ for treating inflammatory pain ranging from about 0.5 mg/kg to about 20 mg/kg. Certain Compounds of the Invention are expected to produce significant analgesia and/or anti-hyperalgesia at doses that do not induce respiratory depression. In contrast, oxygen tension, oxygen saturation and pH are significantly decreased, while carbon dioxide is significantly increased, in blood samples from rats given effective doses of conventional opioids, such as morphine.

[0367] According to the present invention, methods for treating or preventing a Condition in a patient in need thereof can further comprise co-administering to the patient an effective amount of a second therapeutic agent in addition to a Compound of the Invention (*i.e.*, a first therapeutic agent). An effective amount of the second therapeutic agent can be known or determinable by a medical practitioner in view of this disclosure and published clinical studies. In one embodiment of the invention, where a second therapeutic agent is administered to a patient for treatment of a Condition (*e.g.*, pain), the minimal effective amount of the Compound of the Invention (*i.e.*, the first therapeutic agent) will be less than its minimal effective amount would be in circumstances where the second therapeutic agent is not administered. In this embodiment, the Compound of the Invention and the second therapeutic agent can act either additively or synergistically to treat or prevent a Condition. Alternatively, the second therapeutic agent may be used to treat or prevent a disorder that is different from the Condition for which the first therapeutic agent is being administered, and which disorder may or may not be a Condition as defined hereinabove. In one embodiment, a Compound of the Invention is administered concurrently with a second therapeutic agent as a single composition comprising an effective amount of a Compound of the Invention and an effective amount of the second therapeutic agent. Alternatively, a composition comprising an effective amount of a Compound of the Invention and a second composition comprising an effective amount of the second therapeutic agent are concurrently administered. In another embodiment, an effective amount of a Compound of the Invention is administered prior or subsequent to administration of an effective amount of the second therapeutic agent. In this embodiment, the Compound of the Invention is administered while the second therapeutic agent exerts its therapeutic effect, or the second therapeutic

agent is administered while the Compound of the Invention exerts its therapeutic effect for treating or preventing a Condition.

[0368] The second therapeutic agent can be, but is not limited to, an opioid agonist, a non-opioid analgesic, a non-steroidal anti-inflammatory agent, an antimigraine agent, a Cox-IA inhibitor, a 5-lipoxygenase inhibitor, an anti-emetic, a β -adrenergic blocker, an anticonvulsant, an antidepressant, a Ca^{2+} -channel blocker, an anti-cancer agent, an agent for treating or preventing UI, an agent for treating or preventing anxiety, an agent for treating or preventing a memory disorder, an agent for treating or preventing obesity, an agent for treating or preventing constipation, an agent for treating or preventing cough, an agent for treating or preventing diarrhea, an agent for treating or preventing high blood pressure, an agent for treating or preventing epilepsy, an agent for treating or preventing anorexia/cachexia, an agent for treating or preventing drug abuse, an agent for treating or preventing an ulcer, an agent for treating or preventing IBD, an agent for treating or preventing IBS, an agent for treating or preventing addictive disorder, an agent for treating or preventing Parkinson's disease and parkinsonism, an agent for treating or preventing a stroke, an agent for treating or preventing a seizure, an agent for treating or preventing a pruritic condition, an agent for treating or preventing psychosis, an agent for treating or preventing Huntington's chorea, an agent for treating or preventing ALS, an agent for treating or preventing a cognitive disorder, an agent for treating or preventing a migraine, an agent for treating, preventing or inhibiting vomiting, an agent for treating or preventing dyskinesia, an agent for treating or preventing depression, or any mixture thereof.

[0369] A composition of the invention is prepared by a method comprising admixing a Compound of the Invention with a pharmaceutically acceptable carrier or excipient. Admixing can be accomplished using methods known for admixing a compound (or derivative) and a pharmaceutically acceptable carrier or excipient. In one embodiment, the Compound of the Invention is present in the composition in an effective amount.

[0370] The present invention also relates to a kit, comprising a sterile container containing an effective amount of a Compound of the Invention and instructions for therapeutic use.

[0371] The following examples are illustrative, but not limiting, of the compounds, compositions and methods of the present invention. Suitable modifications and adaptations of the variety of conditions and parameters normally encountered in clinical

therapy and which are obvious to those skilled in the art in view of this disclosure are within the spirit and scope of the invention.

EXAMPLES

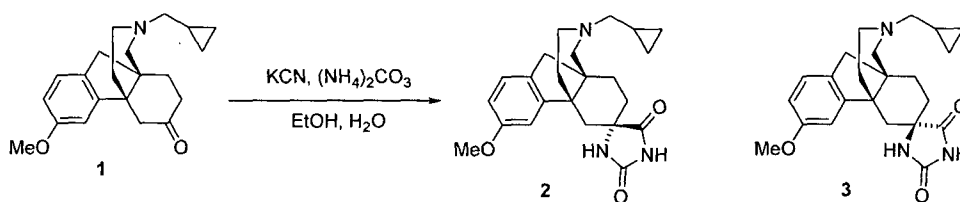
[0372] The following abbreviations are used:

ACN	acetonitrile
aq.	aqueous
Bn	benzyl
°C	degrees Celcius
conc.	concentrated
DCM	dichloromethane
DMF	dimethylformamide
DMSO	dimethylsulfoxide
Et ₂ O	diethyl ether
EtOAc	ethyl acetate
EtOH	ethanol
h	hour(s)
HPLC	high pressure liquid chromatography
LAH	lithium aluminum hydride
MeOH	methanol
min	minute(s)
Pd/C	palladium on carbon
RT	room temperature
satd.	saturated
TFA	trifluoroacetic acid
THF	tetrahydrofuran.

EXAMPLE 1

(3*S*,4*aR*,9*aR*)-11-(cyclopropylmethyl)-6-methoxy-1,2,4,9-tetrahydrospiro[4*a*,9*a*-(ethanoiminomethano)fluorene-3,4'-imidazolidine]-2',5'-dione (**2**)

(3*R*,4*aR*,9*aR*)-11-(cyclopropylmethyl)-6-methoxy-1,2,4,9-tetrahydrospiro[4*a*,9*a*-(ethanoiminomethano)fluorene-3,4'-imidazolidine]-2',5'-dione (**3**)



[0373] To a solution of **Compound 1** (3.013 g, 9.26 mmol) in EtOH (30 mL) and water (30 mL) at RT was added KCN (0.911 g, 13.99 mmol) and (NH₄)₂CO₃ (6.278 g, 65.3 mmol). The reaction mixture was heated at 60 °C for 3 h, cooled to RT and the EtOH was removed in vacuum. Water (100 mL) was added and the mixture extracted with DCM (3 x 50 mL). The organics were washed with brine, dried over MgSO₄, filtered, concentrated and purified by flash chromatography (SiO₂, 0-13% (10% NH₄OH in MeOH) in DCM) to give 1.588 g (43% yield) of the title **Compound 2** as a cream-colored powder and 1.033 g (28% yield) of the title **Compound 3** as a cream-colored powder.

[0374] **Compound 2**: ¹H NMR (600 MHz, DMSO-*d*₆): δ 10.66 (s, 1H), 7.12 (d, *J* = 8.1 Hz, 1H), 6.91 (br. s, 1H), 6.77-6.74 (m, 1H), 6.73-6.70 (m, 1H), 3.71 (s, 3H), 3.26 (br. s, 1H), 2.61 (br. s, 2H), 2.33-2.16 (m, 4H), 2.08 (d, *J* = 14.5 Hz, 1H), 2.05-1.89 (m, 2H), 1.81 (dt, *J* = 13.6, 2.8 Hz, 1H), 1.63-1.55 (m, 1H), 1.47 (br. s, 1H), 1.37-1.22 (m, 3H), 0.86-0.78 (m, 1H), 0.49-0.42 (m, 2H), 0.12-0.05 (m, 2H). LC/MS, *m/z* = 396.4 [M + H]⁺ (Calc: 395.5).

[0375] **Compound 3**: ¹H NMR (600 MHz, DMSO-*d*₆): δ 10.65 (s, 1H), 8.45 (s, 1H), 7.14 (d, *J* = 8.1 Hz, 1H), 6.70-6.66 (m, 1H), 6.66-6.63 (m, 1H), 3.70 (s, 3H), 2.97 (d, *J* = 15.4 Hz, 1H), 2.71 (br. d, *J* = 10.5 Hz, 1H), 2.51-2.47 (m, 1H), 2.47-2.39 (m, 1H), 2.28-2.21 (m, 1H), 2.10 (d, *J* = 15.4 Hz, 1H), 2.04-1.94 (m, 3H), 1.82 (d, *J* = 13.8 Hz, 1H), 1.70 (d, *J* = 11.4 Hz, 1H), 1.65 (t, *J* = 11.2 Hz, 1H), 1.57-1.44 (m, 3H), 1.43-1.38 (m, 1H),

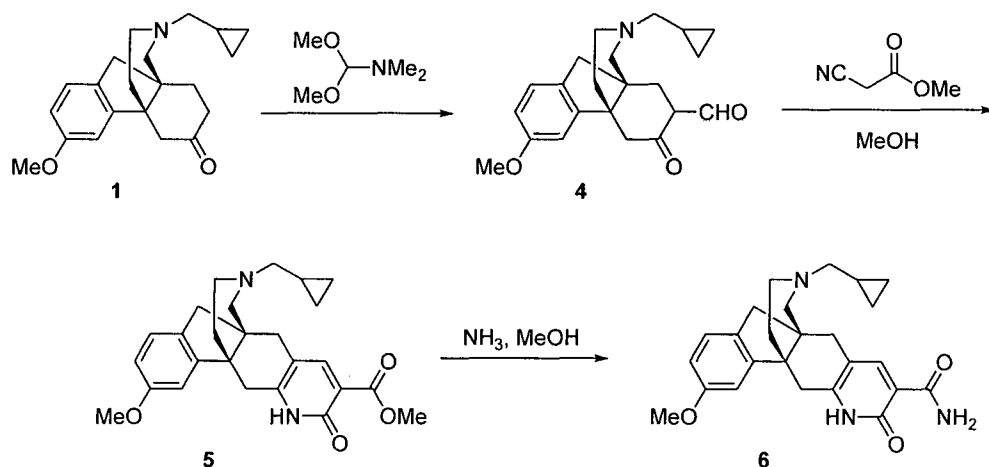
0.76-0.68 (m, 1H), 0.44-0.35 (m, 2H), 0.04- -0.04 (m, 2H). LC/MS, $m/z = 396.2$ [$M + H$]⁺ (Calc: 395.5).

[0376] The starting **Compound 1** can be prepared as described in, for example, Zhang, A., *et al.*, *Bioorg. Med. Chem. Lett.* **2009**, *19*, 4603-4606.

EXAMPLE 2

(5a*S*,10b*R*)-methyl 14-(cyclopropylmethyl)-9-methoxy-2-oxo-2,5,6,11-tetrahydro-1*H*-10b,5a-(ethanoiminomethano)indeno[2,1-*g*]quinoline-3-carboxylate (**5**)

(5a*S*,10b*R*)-14-(cyclopropylmethyl)-9-methoxy-2-oxo-2,5,6,11-tetrahydro-1*H*-10b,5a-(ethanoiminomethano)indeno[2,1-*g*]quinoline-3-carboxamide (**6**)



[0377] (a) A solution of **Compound 1** (2.575 g, 7.91 mmol) in DMF dimethyl acetal (20 mL, 150 mmol) was heated at reflux for 5 days. After cooling to RT the reaction mixture was evaporated in vacuum. The resulting crude **Compound 4** was used directly in the next step.

[0378] (b) To a solution of crude **Compound 4** from the previous step (*ca.* 7.91 mmol) in MeOH (40 mL) was added methyl cyanoacetate (2.10 mL, 23.8 mmol) at RT. The reaction mixture was heated at reflux for 5 h, cooled to RT and concentrated. The residue was purified by flash chromatography (SiO₂, 0-25% (10% NH₄OH in MeOH) in DCM) to give 0.772 g of material that was still impure but suitable for subsequent reactions. A portion of this material (0.101 g) was further purified by reverse-phase prep HPLC (C18, 0-60% 0.1 % TFA in ACN/0.1 % TFA in water) that after neutralization

(carbonate resin) and lyophilization gave 0.042 g of the title **Compound 5** as a fluffy light pink solid.

[0379] $^1\text{H NMR}$ (400 MHz, DMSO- d_6): δ 11.87 (s, 1H), 7.85 (s, 1H), 7.15 (d, $J = 8.1$ Hz, 1H), 6.77 (d, 1H), 6.73-6.67 (m, 1H), 3.73 (s, 3H), 3.71 (s, 3H), 3.00-2.84 (m, 1H), 2.79-2.30 (m, 7H, overlap with DMSO), 2.19-1.83 (m, 5H), 1.64-1.48 (m, 1H), 0.77 (br. s, 1H), 0.42 (br. s, 2H), 0.02 (br. s, 2H).

[0380] LC/MS, $m/z = 435.2$ [$M + H$] $^+$ (Calc: 434.5).

[0381] (c) A mixture of **Compound 5** (0.670 g, 1.542 mmol) and 7M NH_3 in MeOH (10 mL, 70 mmol) was heated at 50 °C in a sealed vial for 21 h, cooled to RT and concentrated in vacuum. The residue was purified by flash chromatography (SiO_2 , 0-25% (10% NH_4OH in MeOH) in DCM) to give 0.454 g (70%) of the title **Compound 6** as a pink powder.

[0382] $^1\text{H NMR}$ (400 MHz, DMSO- d_6): δ 12.17 (s, 1H), 9.10 (d, $J = 4.4$ Hz, 1H), 8.07 (s, 1H), 7.43 (d, $J = 4.4$ Hz, 1H), 7.15 (d, $J = 7.9$ Hz, 1H), 6.77 (d, $J = 2.4$ Hz, 1H), 6.69 (dd, $J = 8.1, 2.4$ Hz, 1H), 3.73 (s, 3H), 2.96 (d, $J = 17.2$ Hz, 1H), 2.72 (d, $J = 15.4$ Hz, 1H), 2.65-2.51 (m, 5H), 2.39 (d, $J = 11.7$ Hz, 1H), 2.11-1.89 (m, 5H), 1.60-1.50 (m, 1H), 0.81-0.70 (m, 1H), 0.47-0.34 (m, 2H), 0.07- -0.06 (m, 2H).

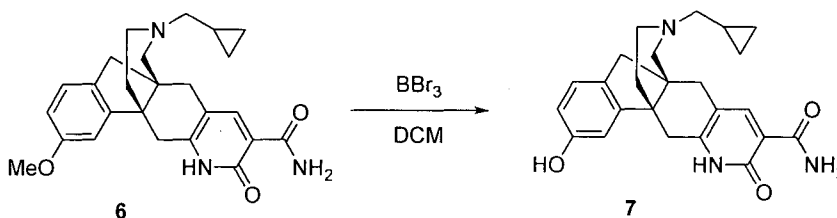
[0383] LC/MS, $m/z = 420.3$ [$M + H$] $^+$ (Calc: 419.5).

EXAMPLE 3

(5a*S*,10b*R*)-14-(cyclopropylmethyl)-9-hydroxy-2-oxo-2,5,6,11-tetrahydro-1*H*-10b,5a-(ethanoiminomethano)indeno[2,1-*g*]quinoline-3-carboxamide (7)

(3*S*,4a*R*,9a*R*)-11-(cyclopropylmethyl)-6-hydroxy-1,2,4,9-tetrahydrospiro[4a,9a-(ethanoiminomethano)fluorene-3,4'-imidazolidine]-2',5'-dione (8)

(3*R*,4a*R*,9a*R*)-11-(cyclopropylmethyl)-6-hydroxy-1,2,4,9-tetrahydrospiro[4a,9a-(ethanoiminomethano)fluorene-3,4'-imidazolidine]-2',5'-dione (9)

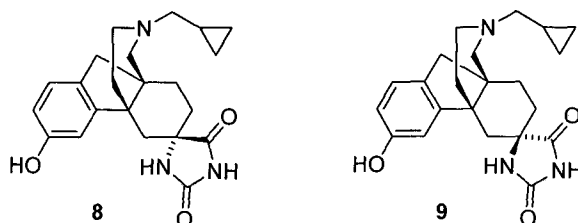


[0384] (a) To a solution of **Compound 6** (0.415 g, 0.989 mmol) in DCM (10 mL) at RT was added 1M BBr₃ in DCM (3.0 mL, 3.0 mmol). The reaction mixture was stirred at RT for 1 h, additional BBr₃ was added (1.0 mL, 1.0 mmol) and stirring was continued for an additional 2 h. The reaction was quenched by the addition of 2.5 M NH₃ in MeOH (6 mL) followed by the addition of DCM (50 mL). The mixture was filtered, the filtrate concentrated and the residue purified by flash chromatography (SiO₂, 0-25% (10% NH₄OH in MeOH) in DCM) to give 0.188 g (47%) of the title **Compound 7** as a tan-grey powder.

[0385] ¹H NMR (400 MHz, DMSO-d₆): δ 12.17 (s, 1H), 9.15 (s, 1H), 9.10 (d, J = 4.4 Hz, 1H), 8.06 (s, 1H), 7.43 (d, J = 4.4 Hz, 1H), 7.02 (d, J = 7.9 Hz, 1H), 6.56 (d, J = 2.0 Hz, 1H), 6.53 (dd, J = 7.9, 2.2 Hz, 1H), 2.93 (d, J = 17.2 Hz, 1H), 2.67 (d, J = 15.2 Hz, 1H), 2.62-2.50 (m, 5H, overlap with DMSO), 2.37 (d, J = 11.4 Hz, 1H), 2.11-1.97 (m, 4H), 1.86-1.78 (m, 1H), 1.59-1.49 (m, 1H), 0.81-0.70 (m, 1H), 0.46-0.36 (m, 2H), 0.05-0.04 (m, 2H).

[0386] LC/MS, *m/z* = 406.2 [M + H]⁺ (Calc: 405.5).

[0387] (b) In a similar manner the following compounds were prepared:



[0388] **Compound 8**: ¹H NMR (400 MHz, DMSO-d₆): δ 10.67 (s, 1H), 9.05 (s, 1H), 6.99 (d, J = 7.7 Hz, 1H), 6.90 (s, 1H), 6.57-6.51 (m, 2H), 3.28-3.11 (m, 1H), 2.66-2.52 (m, 2H), 2.34-2.13 (m, 4H), 2.13-1.93 (m, 2H), 1.86-1.74 (m, 2H), 1.61 (dt, J = 13.9, 2.6 Hz, 1H), 1.55-1.21 (m, 4H), 0.88-0.75 (m, 1H), 0.50-0.40 (m, 2H), 0.13-0.03 (m, 2H). LC/MS, *m/z* = 382.4 [M + H]⁺ (Calc: 381.5).

[0389] **Compound 9**: ¹H NMR (400 MHz, DMSO-d₆): δ 10.64 (s, 1H), 9.06 (s, 1H), 8.44 (s, 1H), 7.01 (d, J = 7.9 Hz, 1H), 6.51 (dd, J = 7.9, 2.2 Hz, 1H), 6.45 (d, J = 2.0 Hz, 1H), 2.94 (d, J = 15.4 Hz, 1H), 2.71 (br. d, J = 10.3 Hz, 1H), 2.50-2.37 (m, 2H, overlap with DMSO), 2.25 (dt, J = 12.5, 3.3 Hz, 1H), 2.08-1.92 (m, 4H), 1.76-1.60 (m, 3H), 1.57-

1.41 (m, 3H), 1.36 (d, $J = 14.1$ Hz, 1H), 0.78-0.66 (m, 1H), 0.46-0.33 (m, 2H), 0.06- -0.06 (m, 2H). LC/MS, $m/z = 382.4$ $[M + H]^+$ (Calc: 381.5).

EXAMPLE 4

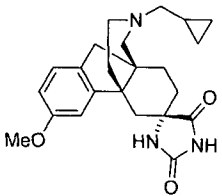
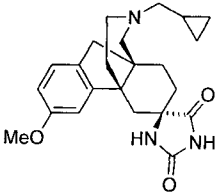
[0390] The following Tables provide results on the efficacy of binding and activity response of exemplified Compounds of the Invention at the μ - and κ -opioid receptors.

[0391] In TABLE 1, binding affinity of certain Compounds of the Invention to the μ - and κ -opioid receptors was determined as described above.

[0392] In TABLE 2, activity response of certain Compounds of the Invention to the μ - and κ -opioid receptors was determined as described above for functional assays using U-2 OS cells.

TABLE 1

Binding Affinity of Certain Compounds of the Invention

Compound No.	Structure	Opioid Receptor K_i (nM)	
		μ	κ
2		6252 ± 874.1	4758 ± 1111
3		$>20 \mu\text{M}$	8406 ± 649.6

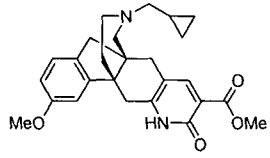
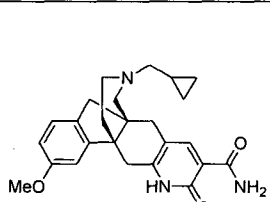
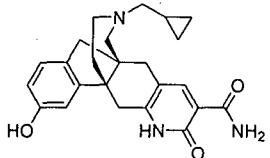
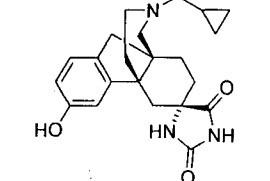
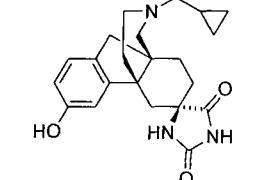
Compound No.	Structure	Opioid Receptor	
		K _i (nM)	
		μ	κ
5		9550 ± 1867	3602 ± 882.1
6		15592	4285 ± 1087
7		770.1 ± 101.8	147.6 ± 39.8
8		472.5 ± 93.0	72.5 ± 18.3
9		676.0 ± 74.1	147.8 ± 25.2

TABLE 2

Activity Response of Certain Compounds of the Invention

Compound No.	Opioid Receptor			
	μ		κ	
	EC ₅₀ (nM)	E _{max} (%)	EC ₅₀ (nM)	E _{max} (%)
7	412.5 ± 66.4	19.3 ± 3.18	570.4 ± 85.4	103.3 ± 5.21
8	413.9 ± 62.8	86.7 ± 1.67	384.2 ± 36.9	118.7 ± 4.41
9	309.2 ± 36.3	94.0 ± 3.06	318.8 ± 1.38	109.0 ± 7.09

[0393] The *in vitro* test results of Table 1 and Table 2 show that representative Compounds of the Invention activate these receptors as partial to full agonists. Compounds of the Invention are therefore expected to be useful to treat Conditions, particularly pain, that are responsive to the activation of one or more opioid receptors.

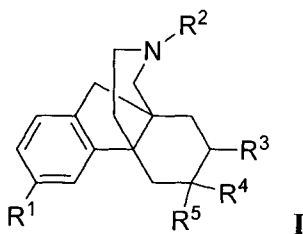
[0394] Having now fully described this invention, it will be understood by those of ordinary skill in the art that the same can be performed within a wide and equivalent range of conditions, formulations and other parameters without affecting the scope of the invention or any embodiment thereof.

[0395] Other embodiments of the invention will be apparent to those skilled in the art from consideration of the specification and practice of the invention disclosed herein. It is intended that the specification and examples be considered as exemplary only, with a true scope and spirit of the invention being indicated by the following claims.

[0396] All patents, patent applications, and publications cited herein are fully incorporated by reference herein in their entirety.

WHAT IS CLAIMED IS:

1. A compound of Formula I:



or a pharmaceutically acceptable salt or solvate thereof, wherein:

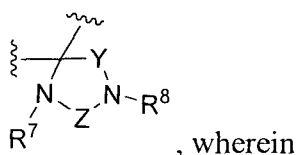
R^1 is hydrogen, hydroxy, halo, cyano, carboxy, or aminocarbonyl; or alkyl, alkenyl, alkynyl, alkoxy, alkenyloxy or alkynyloxy, any of which is optionally substituted with 1, 2, or 3 substituents, each independently selected from the group consisting of hydroxy, halo, haloalkyl, amino, alkylamino, dialkylamino, carboxy, alkoxy, alkoxycarbonyl, aryl, heteroaryl, heterocyclo, cycloalkyl, and cycloalkenyl, wherein said aryl, heteroaryl, heterocyclo, cycloalkyl, and cycloalkenyl are optionally substituted with 1, 2, or 3 independently selected R^6 groups; or -O-PG, wherein PG is a hydroxyl protecting group;

R^2 is

(a) hydrogen or carboxamido; or

(b) alkyl, alkenyl, alkynyl, cycloalkyl, cycloalkenyl, heterocyclo, aryl, heteroaryl, (cycloalkyl)alkyl, (cycloalkenyl)alkyl, (heterocyclo)alkyl, arylalkyl, heteroarylalkyl, alkylcarbonyl, alkoxycarbonyl, (arylalkoxy)carbonyl, or (heteroarylalkoxy)carbonyl, any of which is optionally substituted with 1, 2, or 3 substituents, each independently selected from the group consisting of hydroxy, alkyl, halo, haloalkyl, amino, alkylamino, dialkylamino, carboxy, alkoxy, alkoxycarbonyl, aryl, heteroaryl, heterocyclo, cycloalkyl, and cycloalkenyl, wherein said aryl, heteroaryl, heterocyclo, cycloalkyl, and cycloalkenyl are optionally substituted with 1, 2, or 3 independently selected R^6 groups;

R^3 is hydrogen, and R^4 and R^5 together form a spirocyclic ring



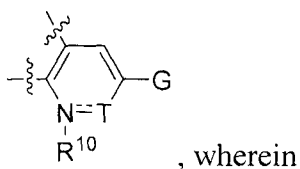
R^7 and R^8 are each independently selected from the group consisting of hydrogen; cycloalkyl; cycloalkenyl; heterocyclo; aryl; heteroaryl; alkyl optionally substituted with 1 or 2 substituents, each independently selected from the group consisting of hydroxy, halo, haloalkyl, cyano, nitro, amino, alkylamino, dialkylamino, carboxy, alkoxy, alkoxy carbonyl, carboxamido, cycloalkyl, cycloalkenyl, heterocyclo, aryl, and heteroaryl; and an amine protecting group; wherein said cycloalkyl, cycloalkenyl, heterocyclo, aryl, and heteroaryl are optionally substituted with 1, 2, or 3 independently selected R^6 groups;

Y is C=O or CH₂;

Z is C=O or CHR⁹;

wherein R^9 is hydrogen, C₁₋₆ alkyl, or phenyl optionally substituted with 1, 2, or 3 independently selected R^6 groups; or

R^3 and R^4 together form a fused ring and R^5 is absent



== is a single bond or a double bond;

R^{10} is absent, hydrogen or alkyl;

T is C(=O) or COR^{10a}; wherein

R^{10a} is hydrogen or alkyl; provided that

1) when R^{10} is hydrogen or alkyl, then == is a single bond and T is C(=O); and

2) when R^{10} is absent, then == is a double bond and T is COR^{10a};

G is -C(=O)R¹¹, wherein

R^{11} is selected from the group consisting of

- (a) OH;
- (b) optionally substituted alkoxy;
- (c) -NR¹²R¹³;
- (d) optionally substituted aryl;
- (e) optionally substituted heteroaryl;
- (f) optionally substituted cycloalkyl;
- (g) optionally substituted cycloalkenyl;
- (h) optionally substituted heterocyclo;
- (i) optionally substituted arylalkyl;

- (j) optionally substituted heteroarylalkyl;
- (k) optionally substituted (cycloalkyl)alkyl;
- (l) optionally substituted (cycloalkenyl)alkyl; and
- (m) optionally substituted (heterocyclo)alkyl; wherein

two adjacent carbon atoms of said optionally substituted cycloalkyl and optionally substituted cycloalkenyl rings are optionally fused to a phenyl ring; and wherein

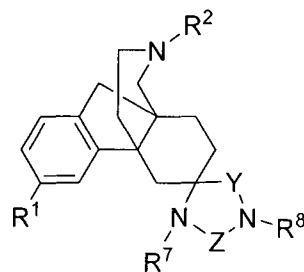
R^{12} is hydrogen or alkyl;

R^{13} is selected from the group consisting of hydrogen, optionally substituted carboxyalkyl, optionally substituted (alkoxycarbonyl)alkyl, optionally substituted (carboxamido)alkyl, hydroxyalkyl, alkyl, cycloalkyl, cycloalkenyl, heterocyclo, aryl, heteroaryl, (cycloalkyl)alkyl, (cycloalkenyl)alkyl, (heterocyclo)alkyl, arylalkyl, and heteroarylalkyl, wherein two adjacent carbon atoms of said cycloalkyl and cycloalkenyl rings are optionally fused to a phenyl ring; and wherein said cycloalkyl, cycloalkenyl, heterocyclo, aryl and heteroaryl, and said cycloalkyl, cycloalkenyl, heterocyclo, aryl and heteroaryl portions are optionally substituted with 1, 2, or 3 independently selected R^6 groups; or

R^{12} and R^{13} together with the nitrogen atom to which they are attached form an optionally substituted heterocyclic ring; and

each R^6 is independently selected from the group consisting of hydroxy, halo, alkyl, haloalkyl, cyano, nitro, amino, alkylamino, dialkylamino, carboxy, alkoxy, and alkoxycarbonyl.

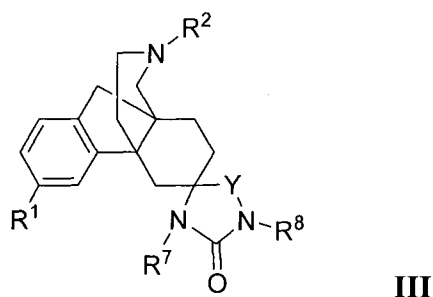
2. The compound of claim 1, having Formula **II**:



II

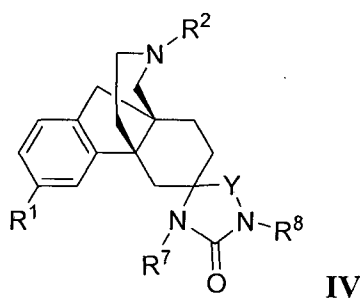
or a pharmaceutically acceptable salt or solvate thereof, wherein R^1 , R^2 , R^7 , R^8 , Y, and Z are as defined in claim 1.

3. The compound of claim 1 or 2, having Formula **III**:



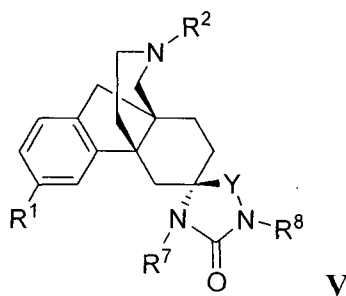
or a pharmaceutically acceptable salt or solvate thereof, wherein R^1 , R^2 , R^7 , R^8 , and Y are as defined in claim 1.

4. The compound of any one of claims 1-3, having Formula IV:



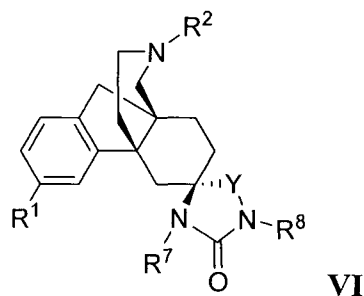
or a pharmaceutically acceptable salt or solvate thereof, wherein R^1 , R^2 , R^7 , R^8 , and Y are as defined in claim 1.

5. The compound of any one of claims 1-4, having the Formula V:



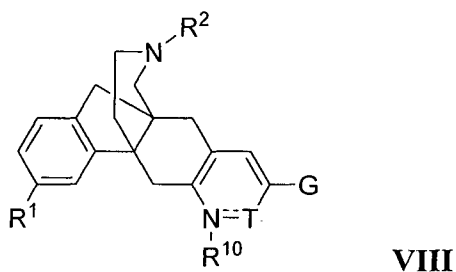
or a pharmaceutically acceptable salt or solvate thereof, wherein R^1 , R^2 , R^7 , R^8 , and Y are as defined in claim 1.

6. The compound of any one of claims 1-4, having the Formula VI:



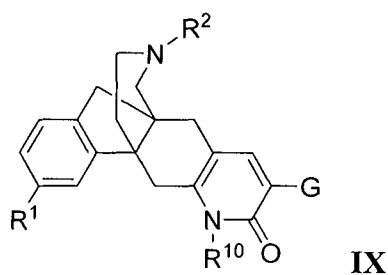
or a pharmaceutically acceptable salt or solvate thereof, wherein R^1 , R^2 , R^7 , R^8 , and Y are as defined in claim 1.

7. The compound of claim 1, having Formula **VIII**:



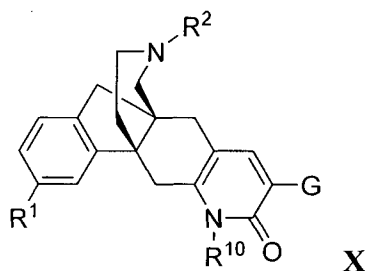
or a pharmaceutically acceptable salt or solvate thereof, wherein R^1 , R^2 , R^{10} , G and T are as defined in claim 1.

8. The compound of claim 1 or 7, having the Formula **IX**:



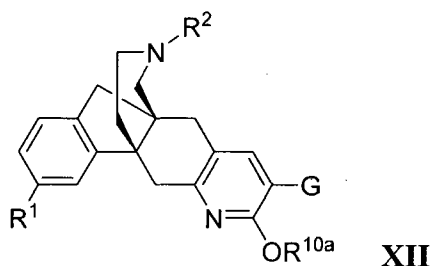
or a pharmaceutically acceptable salt or solvate thereof, wherein R^1 , R^2 , R^{10} and G are as defined in claim 1.

9. The compound of claim 1, 7 or 8, having the Formula **X**:



or a pharmaceutically acceptable salt or solvate thereof, wherein R¹, R², R¹⁰, and G are as defined in claim 1.

10. The compound of claim 1 or 7, having Formula **XII**:



or a pharmaceutically acceptable salt or solvate thereof, wherein R¹, R², R^{10a}, and G are as defined in claim 1.

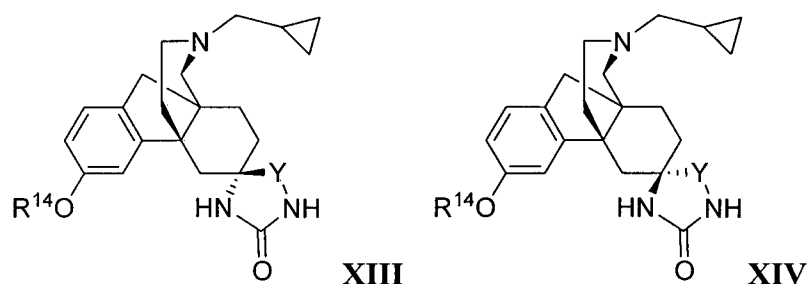
11. The compound of any one of claims 1-10, or a pharmaceutically acceptable salt or solvate thereof, wherein R¹ is hydrogen, hydroxy, halo, cyano, carboxy, or aminocarbonyl; or alkyl, alkenyl, alkynyl, alkoxy, alkenyloxy, or alkynyloxy, any of which is optionally substituted with 1, 2, or 3 substituents, each independently selected from the group consisting of hydroxy, halo, haloalkyl, amino, alkylamino, dialkylamino, carboxy, alkoxy, alkoxycarbonyl, aryl, heteroaryl, heterocyclo, cycloalkyl, and cycloalkenyl, wherein said aryl, heteroaryl, heterocyclo, cycloalkyl, and cycloalkenyl are optionally substituted with 1, 2, or 3 independently selected R⁶ groups.
12. The compound of claim 11, or a pharmaceutically acceptable salt or solvate thereof, wherein R¹ is hydroxy or unsubstituted C₁₋₆ alkoxy.
13. The compound of any one of claims 1-10, or a pharmaceutically acceptable salt or solvate thereof, wherein R¹ is -O-PG.

14. The compound of claim 1 or 13, or a pharmaceutically acceptable salt or solvate thereof, wherein PG is selected from the group consisting of alkyl, arylalkyl, heterocyclo, (heterocyclo)alkyl, acyl, silyl, and carbonate, any of which is optionally substituted.
15. The compound of claim 1 or 14, or a pharmaceutically acceptable salt or solvate thereof, wherein PG is selected from the group consisting of alkyl, arylalkyl, heterocyclo, (heterocyclo)alkyl, benzoyl, (benzyloxy)carbonyl, alkoxy carbonyl, alkyl carbonyl, and silyl, any of which is optionally substituted.
16. The compound of claim 1 or 15, or a pharmaceutically acceptable salt or solvate thereof, wherein PG is selected from the group consisting of methyl, tert-butyl, optionally substituted benzyl, optionally substituted benzoyl, acetyl, trimethyl silyl, tert-butyl dimethyl silyl, tert-butyl diphenyl silyl, and tri-isopropyl silyl.
17. The compound of any one of claims 1-16, or a pharmaceutically acceptable salt or solvate thereof, wherein R² is hydrogen or carboxamido.
18. The compound of any one of claims 1-16, or a pharmaceutically acceptable salt or solvate thereof, wherein R² is alkyl, alkenyl, alkynyl, cycloalkyl, cycloalkenyl, heterocyclo, aryl, heteroaryl, (cycloalkyl)alkyl, (cycloalkenyl)alkyl, (heterocyclo)alkyl, arylalkyl, heteroarylalkyl, alkyl carbonyl, alkoxy carbonyl, (arylalkoxy)carbonyl, or (heteroarylalkoxy)carbonyl, any of which is optionally substituted with 1, 2, or 3 substituents, each independently selected from the group consisting of hydroxy, alkyl, halo, haloalkyl, amino, alkylamino, dialkylamino, carboxy, alkoxy, alkoxy carbonyl, aryl, heteroaryl, heterocyclo, cycloalkyl, and cycloalkenyl, wherein said aryl, heteroaryl, heterocyclo, cycloalkyl, and cycloalkenyl are optionally substituted with 1, 2, or 3 independently selected R⁶ groups.
19. The compound of any one of claims 1-16 and 18, or a pharmaceutically acceptable salt or solvate thereof, wherein R² is C₃₋₇ (cycloalkyl)(C₁₋₄)alkyl or C₃₋₇ (cycloalkenyl)(C₁₋₄)alkyl, optionally substituted with 1, 2, or 3 substituents, each independently selected from the group consisting of hydroxy, C₁₋₄ alkyl, halo, halo(C₁₋₄)alkyl, amino, C₁₋₄ alkylamino, di(C₁₋₄)alkylamino, carboxy, C₁₋₄ alkoxy, and C₁₋₄ alkoxy carbonyl.

20. The compound of any one of claims 1-16 and 18-19, or a pharmaceutically acceptable salt or solvate thereof, wherein R^2 is cyclopropyl(C₁₋₄)alkyl, cyclobutyl(C₁₋₄)alkyl, cyclopentyl(C₁₋₄)alkyl, or cyclohexyl(C₁₋₄)alkyl, optionally substituted with 1, 2, or 3 substituents, each independently selected from the group consisting of hydroxy, C₁₋₄ alkyl, halo, halo(C₁₋₄)alkyl, amino, C₁₋₄ alkylamino, di(C₁₋₄)alkylamino, carboxy, C₁₋₄ alkoxy, and C₁₋₄ alkoxy-carbonyl.
21. The compound of any one of claims 1-16 and 18-20, or a pharmaceutically acceptable salt or solvate thereof, wherein R^2 is cyclopropyl(C₁₋₄alkyl), and preferably is cyclopropyl(C₁₋₄)methyl.
22. The compound of any one of claims 1-6 and 11-21, or a pharmaceutically acceptable salt or solvate thereof, wherein R^7 and R^8 are each independently selected from the group consisting of hydrogen and C₁₋₆ alkyl optionally substituted with 1 or 2 substituents, each independently selected from the group consisting of hydroxy, halo, haloalkyl, cyano, nitro, amino, alkylamino, dialkylamino, carboxy, alkoxy, alkoxy-carbonyl, and carboxamido.
23. The compound of any one of claims 1-6 and 11-22, or a pharmaceutically acceptable salt or solvate thereof, wherein R^7 and R^8 and both hydrogen.
24. The compound of any one of claims 1-6 and 11-22, or a pharmaceutically acceptable salt or solvate thereof, wherein R^7 is hydrogen and R^8 is C₁₋₆ alkyl optionally substituted with 1 or 2 substituents, each independently selected from the group consisting of hydroxy, halo, haloalkyl, cyano, nitro, amino, alkylamino, dialkylamino, carboxy, alkoxy, alkoxy-carbonyl, and carboxamido.
25. The compound of any one of claims 1-6, 11-22, and 24, or a pharmaceutically acceptable salt or solvate thereof, wherein R^8 is unsubstituted C₁₋₆ alkyl.
26. The compound of any one of claims 1-6 and 11-22, or a pharmaceutically acceptable salt or solvate thereof, wherein R^8 is hydrogen and R^7 is C₁₋₆ alkyl optionally substituted with 1 or 2 substituents, each independently selected from the group consisting of hydroxy, halo, haloalkyl, cyano, nitro, amino, alkylamino, dialkylamino, carboxy, alkoxy, alkoxy-carbonyl, and carboxamido.

27. The compound of any one of claims 1-6 and 11-22 and 26, or a pharmaceutically acceptable salt or solvate thereof, wherein R^7 is unsubstituted C_{1-6} alkyl.
28. The compound of any one of claims 1-6 and 11-22, or a pharmaceutically acceptable salt or solvate thereof, wherein R^7 and R^8 are each independently C_{1-6} alkyl optionally substituted with 1 or 2 substituents, each independently selected from the group consisting of hydroxy, halo, haloalkyl, cyano, nitro, amino, alkylamino, dialkylamino, carboxy, alkoxy, alkoxy carbonyl, and carboxamido.
29. The compound of any one of claims 1-6, 11-22, and 28, or a pharmaceutically acceptable salt or solvate thereof, wherein both R^7 and R^8 are independently unsubstituted C_{1-6} alkyl.
30. The compound of any one of claims 1-6 and 11-29, or a pharmaceutically acceptable salt or solvate thereof, wherein Y is C=O.
31. The compound of any one of claims 1-6 and 11-29, or a pharmaceutically acceptable salt or solvate thereof, wherein Y is CH_2 .
32. The compound of any one of claims 1-6 and 11-23, or a pharmaceutically acceptable salt or solvate thereof, wherein Y is C=O and R^7 and R^8 are both hydrogen.
33. The compound of claim 32, or a pharmaceutically acceptable salt or solvate thereof, wherein
 R^1 is OH or unsubstituted C_{1-6} alkoxy;
 R^2 is unsubstituted C_{1-4} alkyl, or cyclopropyl(C_{1-4})alkyl, cyclobutyl(C_{1-4})alkyl, cyclopentyl(C_{1-4})alkyl, or cyclohexyl(C_{1-4})alkyl, wherein each of said cyclopropyl(C_{1-4})alkyl, cyclobutyl(C_{1-4})alkyl, cyclopentyl(C_{1-4})alkyl, and cyclohexyl(C_{1-4})alkyl is optionally substituted with 1, 2, or 3 substituents, each independently selected from the group consisting of hydroxy, C_{1-4} alkyl, halo, halo(C_{1-4})alkyl, amino, C_{1-4} alkylamino, di(C_{1-4})alkylamino, carboxy, C_{1-4} alkoxy, and C_{1-4} alkoxy carbonyl.
34. The compound of claim 32, or a pharmaceutically acceptable salt or solvate thereof, wherein R^2 is unsubstituted cyclopropyl(C_{1-4})alkyl.
35. The compound of any one of claims 33 and 34, or a pharmaceutically acceptable salt or solvate thereof, wherein R^2 is unsubstituted cyclopropylmethyl.

36. The compound of any one of claims 1, 2, and 11-35, or a pharmaceutically acceptable salt or solvate thereof, wherein Z is CHR⁹, wherein R⁹ is as defined in claim 1.
37. The compound of claim 1, having the Formula XIII or Formula XIV:



or a pharmaceutically acceptable salt and solvate thereof, wherein

R¹⁴ is hydrogen or C₁₋₆ alkyl optionally substituted with 1 or 2 substituents, each independently selected from the group consisting of hydroxy, halo, halo(C₁₋₄)alkyl, amino, C₁₋₄ alkylamino, di(C₁₋₄)alkylamino, carboxy, C₁₋₄ alkoxy, and C₁₋₄ alkoxy-carbonyl, and Y is as defined in claim 1.

38. The compound of any one of claims 1, 7-9, and 11-20, or a pharmaceutically acceptable salt or solvate thereof, wherein R¹⁰ is hydrogen.
39. The compound of any one of claims 1, 7-9, and 11-20, or a pharmaceutically acceptable salt or solvate thereof, wherein R¹⁰ is C₁₋₄ alkyl.
40. The compound of any one of claims 1, 7-20, 38, and 39, or a pharmaceutically acceptable salt or solvate thereof, wherein R¹¹ is OH.
41. The compound of any one of claims 1, 7-20, 38, and 39, or a pharmaceutically acceptable salt or solvate thereof, wherein R¹¹ is optionally substituted alkoxy.
42. The compound of any one of claims 1, 7-20, 38, 39, and 41, or a pharmaceutically acceptable salt or solvate thereof, wherein R¹¹ is unsubstituted C₁₋₆ alkoxy or C₁₋₆ alkoxy substituted with 1, 2, or 3 substituents, each independently selected from the group consisting of hydroxy, halo, haloalkyl, cyano, nitro, amino, alkylamino, dialkylamino, carboxy, alkoxy, and alkoxy-carbonyl.
43. The compound of any one of claims 1, 7-20, 38, and 39, or a pharmaceutically acceptable salt or solvate thereof, wherein R¹¹ is -NR¹²R¹³, wherein

R^{12} is hydrogen or alkyl; and

R^{13} is hydrogen, optionally substituted carboxyalkyl, optionally substituted (alkoxycarbonyl)alkyl, optionally substituted (carboxamido)alkyl, hydroxyalkyl, or alkyl.

44. The compound of any one of claims 1, 7-20, and 38, 39, and 43, or a pharmaceutically acceptable salt or solvate thereof, wherein R^{12} is hydrogen or C_{1-6} alkyl, and R^{13} is hydrogen.

45. The compound of any one of claims 1, 7-20, 38, 39 and 43, or a pharmaceutically acceptable salt or solvate thereof, wherein R^{12} is hydrogen or C_{1-6} alkyl, and R^{13} is optionally substituted carboxy(C_{1-6})alkyl, optionally substituted (C_{1-6} alkoxycarbonyl)(C_{1-6})alkyl, optionally substituted (carboxamido)(C_{1-6})alkyl, or C_{1-6} alkyl.

46. The compound of any one of claims 1, 7-20, 38, 39, 43 or 45, or a pharmaceutically acceptable salt or solvate thereof, wherein

R^{13} is $-\text{CHR}^{15}-\text{C}(=\text{O})-\text{G}^1$, wherein

R^{15} is selected from the group consisting of hydrogen, alkyl, hydroxyalkyl, carboxyalkyl, aminoalkyl, (aminocarbonyl)alkyl, (alkylaminocarbonyl)alkyl, (dialkylaminocarbonyl)alkyl, mercaptoalkyl, (alkylthio)alkyl, guanidinoalkyl, arylalkyl, (cycloalkyl)alkyl, (cycloalkenyl)alkyl, (heterocyclo)alkyl, and (heteroaryl)alkyl, wherein the aryl, cycloalkyl, cycloalkenyl, heterocyclo, and heteroaryl portions are optionally substituted with 1, 2, or 3 substituents, each independently selected from the group consisting of hydroxy, halo, alkyl, haloalkyl, cyano, nitro, amino, alkylamino, dialkylamino, carboxy, alkoxy, and alkoxycarbonyl; and

G^1 is OR^{16} or $\text{NR}^{17}\text{R}^{18}$, wherein

R^{16} is hydrogen or alkyl; and

R^{17} and R^{18} are each independently selected from the group consisting of hydrogen and alkyl.

47. The compound of claim 46, or a pharmaceutically acceptable salt or solvate thereof, wherein G^1 is OR^{16} and R^{16} is hydrogen or C_{1-4} alkyl.

48. The compound of claim 46, or a pharmaceutically acceptable salt or solvate thereof, wherein G^1 is $\text{NR}^{17}\text{R}^{18}$, wherein R^{17} and R^{18} are each independently selected from the group consisting of hydrogen and C_{1-4} alkyl.

49. The compound of any one of claims 1 and 7-9, or a pharmaceutically acceptable salt or solvate thereof, wherein

R^1 is OH or unsubstituted C_{1-6} alkoxy;

R^2 is unsubstituted C_{1-4} alkyl, or cyclopropyl(C_{1-4})alkyl, cyclobutyl(C_{1-4})alkyl, cyclopentyl(C_{1-4})alkyl, or cyclohexyl(C_{1-4})alkyl, optionally substituted with 1, 2, or 3 substituents, each independently selected from the group consisting of hydroxy, C_{1-4} alkyl, halo, halo(C_{1-4})alkyl, amino, C_{1-4} alkylamino, di(C_{1-4})alkylamino, carboxy, C_{1-4} alkoxy, and C_{1-4} alkoxy carbonyl;

--- is a single bond; and

R^{10} is hydrogen.

50. The compound of any one of claims 7-9, or a pharmaceutically acceptable salt or solvate thereof, wherein

R^1 is hydroxy or unsubstituted C_{1-6} alkoxy;

R^2 is unsubstituted C_{1-4} alkyl; or cyclopropyl(C_{1-4})alkyl, cyclobutyl(C_{1-4})alkyl, cyclopentyl(C_{1-4})alkyl, or cyclohexyl(C_{1-4})alkyl, each of the said cyclopropyl(C_{1-4})alkyl, cyclobutyl(C_{1-4})alkyl, cyclopentyl(C_{1-4})alkyl, and cyclohexyl(C_{1-4})alkyl is optionally substituted with 1, 2, or 3 substituents, each independently selected from the group consisting of hydroxy, C_{1-4} alkyl, halo, halo(C_{1-4})alkyl, amino, C_{1-4} alkylamino, di(C_{1-4})alkylamino, carboxy, C_{1-4} alkoxy, and C_{1-4} alkoxy carbonyl; and

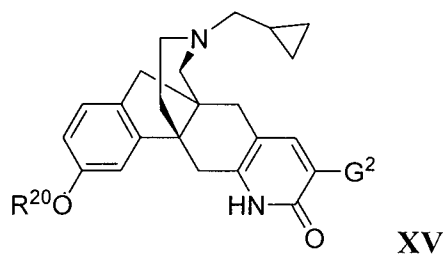
R^7 and R^8 are both hydrogen;

R^{10} is hydrogen; and

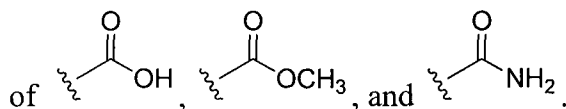
G is $-C(=O)O(C_{1-4})$ alkyl or $-C(=O)NH_2$.

51. The compound of any one of claims 1-16, 18-36, and 38-50, or a pharmaceutically acceptable salt or solvate thereof, wherein R^2 is unsubstituted cyclopropyl(C_{1-4})alkyl.

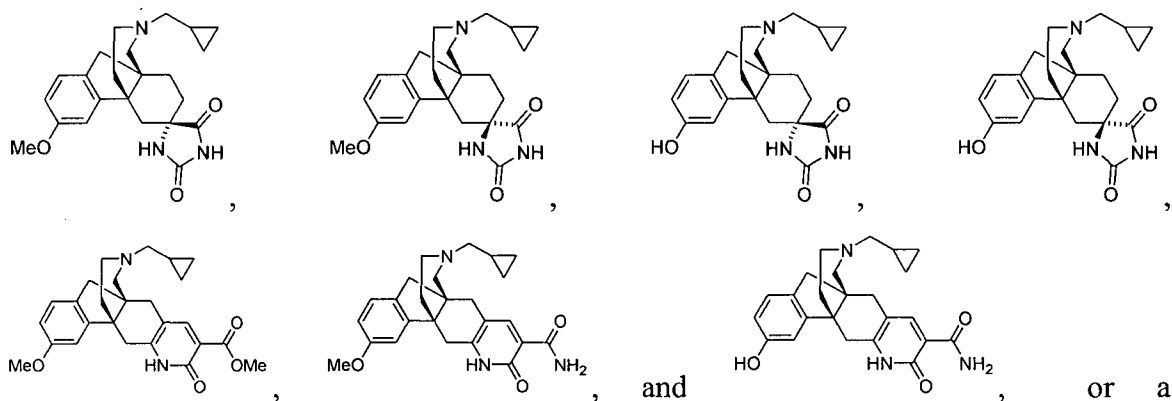
52. The compound of claim 1, having the Formula XV:



or a pharmaceutically acceptable salt or solvate thereof, wherein R^{20} is hydrogen or C_{1-6} alkyl optionally substituted with 1 or 2 substituents, each independently selected from the group consisting of hydroxy, halo, halo(C_{1-4})alkyl, amino, C_{1-4} alkylamino, di(C_{1-4})alkylamino, carboxy, C_{1-4} alkoxy, and C_{1-4} alkoxy carbonyl; and G^2 is selected from the group consisting of



53. The compound of claim 1, selected from the group consisting of



pharmaceutically acceptable salt or solvate thereof.

54. A pharmaceutical composition, comprising a therapeutically effective amount of a compound of any one of claims 1-53, or a pharmaceutically acceptable salt or solvate thereof, and one or more pharmaceutically acceptable carriers.
55. A method of treating or preventing a disorder responsive to the modulation of one or more opioid receptors in a patient, comprising administering to a patient in need of such treatment or prevention an effective amount of a compound of any one of claims 1-53, or a pharmaceutically acceptable salt or solvate thereof.
56. The method of claim 55, wherein the disorder is responsive to modulation of the μ -opioid receptor or the κ -opioid receptor, or to modulation of both the μ -opioid receptor and the κ -opioid receptor.
57. The method of claim 55 or 56, wherein the disorder is responsive to modulation of the κ -opioid receptor.

58. The method of any one of claims 55-57, wherein the disorder is pain.
59. A method of treating or preventing pain, constipation, diarrhea, pruritis, an addictive disorder, withdrawal from alcohol addiction or withdrawal from drug addiction in a patient, comprising administering an effective amount of a compound of any one of claims 1-53, or a pharmaceutically acceptable salt or solvate thereof, to the patient in need of such treatment or prevention.
60. The method of claim 59, wherein the method is for treating pain.
61. The method of claim 59 or 60, wherein said pain is acute pain, chronic pain or surgical pain.
62. The method of any one of claims 59-61, wherein said pain is chronic pain.
63. The method of any one of claims 59-62, wherein said chronic pain is neuropathic pain, postoperative pain, or inflammatory pain.
64. A method of modulating one or more opioid receptors in a patient, comprising administering to the patient an effective amount of a compound of any one of claims 1-53, or a pharmaceutically acceptable salt or solvate thereof.
65. The method of claim 64, wherein the μ - or κ -opioid receptor is modulated, or both the μ - and κ -opioid receptors are modulated.
66. A compound of any one of claims 1-53, or a pharmaceutically acceptable salt or solvate thereof, for use in treatment or prevention of a disorder responsive to the modulation of one or more opioid receptors in a patient.
67. The compound of claim 66, wherein the disorder is responsive to modulation of the μ -opioid receptor or the κ -opioid receptor, or to modulation of both the μ -opioid receptor and the κ -opioid receptor.
68. The compound of claim 66 or 67, wherein the disorder is responsive to the modulation of the κ -opioid receptor.
69. The compound of any one of claims 66-68, wherein the disorder is pain.

70. A compound of any one of claims 1-53, or a pharmaceutically acceptable salt or solvate thereof, for use in treatment or prevention of pain, constipation, diarrhea, pruritis, an addictive disorder, withdrawal from alcohol addiction or withdrawal from drug addiction in a patient.
71. The compound of claim 70, wherein said use is for the treatment or prevention of pain.
72. The compound of claim 71, wherein said pain is acute pain, chronic pain or surgical pain.
73. The compound of claim 72, wherein said chronic pain is neuropathic pain, postoperative pain, or inflammatory pain.
74. A compound of any one of claims 1-53, or a pharmaceutically acceptable salt or solvate thereof, for use in modulating of one or more opioid receptors in a patient.
75. The compound as claimed in claim 74, wherein the μ - or κ -opioid receptor is modulated, or both the μ - and κ -receptors are modulated.
76. Use of a compound of any one of claims 1-12 and 17-53, or a pharmaceutically acceptable salt or solvate thereof, in the manufacture of a medicament for treating or preventing a disorder responsive to the modulation of one or more opioid receptors.
77. The use of claim 76, wherein the disorder is responsive to modulation of the μ -opioid receptor or the κ -opioid receptor, or to modulation of a combination thereof.
78. The use of claim 77, wherein the disorder is responsive to modulation of the κ -opioid receptor.
79. The use of any one of claims 76-78, wherein the disorder is pain.
80. Use of a compound of any one of claims 1-53, or a pharmaceutically acceptable salt or solvate thereof, in the manufacture of a medicament for treating or preventing pain, constipation, diarrhea, pruritis, an addictive disorder, withdrawal from alcohol addiction or withdrawal from drug addiction in a patient.
81. The use of claim 80, wherein said use is for treating or preventing pain.
82. The use of claim 80 or 81, wherein said pain is acute pain, chronic pain or surgical pain.

83. The use of claim 82, wherein said chronic pain is neuropathic pain, postoperative pain, or inflammatory pain.
84. Use of a compound of any one of claims 1-53, or a pharmaceutically acceptable salt or solvate thereof, in the manufacture of a medicament for modulating of one or more opioid receptors.
85. The use of claim 84, wherein the μ - or κ -opioid receptor is modulated, or both the μ - and κ -opioid receptors are modulated.
86. A compound of any one of claims 1-53, or a pharmaceutically acceptable salt or solvate thereof, for use as a medicament.
87. A pharmaceutical composition, comprising a compound of any one of claims 1-53, or a pharmaceutically acceptable salt or solvate thereof, and a pharmaceutically acceptable carrier.
88. A compound of any one of claims 1-53, or a pharmaceutically acceptable salt or solvate thereof, wherein the compound is ^3H , ^{11}C , or ^{14}C radiolabeled.
89. A method of screening a candidate compound for the ability to bind to an opioid receptor using a radiolabeled compound of claim 88, comprising a) introducing a fixed concentration of the radiolabeled compound to the receptor to form a complex; b) titrating the complex with a candidate compound; and c) determining the binding of the candidate compound to said receptor.
90. A method of preparing a pharmaceutical composition, comprising admixing a therapeutically effective amount of a compound of any one of claims 1-53, or a pharmaceutically acceptable salt or solvate thereof, with a pharmaceutically acceptable carrier.
91. A kit, comprising a sterile container containing an effective amount of the compound of any one of claims 1-53, or a pharmaceutically acceptable salt or solvate thereof, and instructions for therapeutic use.

INTERNATIONAL SEARCH REPORT

International application No PCT/IB2014/002885

A. CLASSIFICATION OF SUBJECT MATTER
 INV. C07D471/08 C07D471/10 A61K31/439 A61P25/04
 ADD.
 According to International Patent Classification (IPC) or to both national classification and IPC

B. FIELDS SEARCHED
 Minimum documentation searched (classification system followed by classification symbols)
 C07D
 Documentation searched other than minimum documentation to the extent that such documents are included in the fields searched

Electronic data base consulted during the international search (name of data base and, where practicable, search terms used)
 EPO-Internal, WPI Data, CHEM ABS Data

C. DOCUMENTS CONSIDERED TO BE RELEVANT

Category*	Citation of document, with indication, where appropriate, of the relevant passages	Relevant to claim No.
A	CN 101 402 636 A (SHANGHAI INST MATERIA MEDICA [CN] SHANGHAI INST MATERIA MEDICA) 8 April 2009 (2009-04-08) the whole document -----	1-91
A	JP 2008 179556 A (TORAY INDUSTRIES; KITASATO INST) 7 August 2008 (2008-08-07) the whole document -----	1-91
A	WO 2006/035195 A1 (JOHNSON MATTHEY PLC [GB]; GOODWIN NEIL JOHN [GB]; MITCHELL MELVILLE [G] 6 April 2006 (2006-04-06) cited in the application compound B -----	1-91
	-/--	

Further documents are listed in the continuation of Box C. See patent family annex.

* Special categories of cited documents :

"A" document defining the general state of the art which is not considered to be of particular relevance	"T" later document published after the international filing date or priority date and not in conflict with the application but cited to understand the principle or theory underlying the invention
"E" earlier application or patent but published on or after the international filing date	"X" document of particular relevance; the claimed invention cannot be considered novel or cannot be considered to involve an inventive step when the document is taken alone
"L" document which may throw doubts on priority claim(s) or which is cited to establish the publication date of another citation or other special reason (as specified)	"Y" document of particular relevance; the claimed invention cannot be considered to involve an inventive step when the document is combined with one or more other such documents, such combination being obvious to a person skilled in the art
"O" document referring to an oral disclosure, use, exhibition or other means	"&" document member of the same patent family
"P" document published prior to the international filing date but later than the priority date claimed	

Date of the actual completion of the international search 18 February 2015	Date of mailing of the international search report 25/02/2015
---	--

Name and mailing address of the ISA/ European Patent Office, P.B. 5818 Patentlaan 2 NL - 2280 HV Rijswijk Tel. (+31-70) 340-2040, Fax: (+31-70) 340-3016	Authorized officer Von Daacke, Axel
--	--

INTERNATIONAL SEARCH REPORT

International application No

PCT/IB2014/002885

C(Continuation). DOCUMENTS CONSIDERED TO BE RELEVANT		
Category*	Citation of document, with indication, where appropriate, of the relevant passages	Relevant to claim No.
A	FUYING LI ET AL: "Synthesis and opioid receptor activity of indolopropellanes", BIOORGANIC & MEDICINAL CHEMISTRY LETTERS, vol. 19, no. 16, 1 August 2009 (2009-08-01), pages 4603-4606, XP055169332, ISSN: 0960-894X, DOI: 10.1016/j.bmcl.2009.06.093 examples 7a-7d	1-91
A	----- HIROSHI NAGASE ET AL: "Synthesis of new opioid derivatives with a propellane skeleton and their pharmacology. Part 2: Propellane derivatives with an amide side chain", BIOORGANIC & MEDICINAL CHEMISTRY LETTERS, vol. 22, no. 8, 1 April 2012 (2012-04-01), pages 2775-2779, XP055169328, ISSN: 0960-894X, DOI: 10.1016/j.bmcl.2012.02.082 table 1; compounds 7-10,19-21	1-91
A,P	----- WO 2014/091295 A1 (PURDUE PHARMA LP [US]; TAFESSE LAYKEA [US]; LOCKMAN JEFFREY [US]; YOUN) 19 June 2014 (2014-06-19) the whole document	1-91

INTERNATIONAL SEARCH REPORT

Information on patent family members

International application No

PCT/IB2014/002885

Patent document cited in search report	A	Publication date	Patent family member(s)	Publication date
CN 101402636	A	08-04-2009	NONE	

JP 2008179556	A	07-08-2008	NONE	

WO 2006035195	A1	06-04-2006	AT 428715 T	15-05-2009
			AU 2005288728 A1	06-04-2006
			CN 101027307 A	29-08-2007
			DK 1794165 T3	08-03-2010
			EP 1794165 A1	13-06-2007
			ES 2322486 T3	22-06-2009
			PT 1794165 E	06-05-2009
			US 2008045715 A1	21-02-2008
			US 2011144341 A1	16-06-2011
			WO 2006035195 A1	06-04-2006
			ZA 200701784 A	28-05-2008

WO 2014091295	A1	19-06-2014	TW 201441223 A	01-11-2014
			US 2014187549 A1	03-07-2014
			WO 2014091295 A1	19-06-2014
