



US00D824376S

(12) **United States Design Patent**
Lee

(10) **Patent No.:** US D824,376 S

(45) **Date of Patent:** ** *Jul. 31, 2018

(54) **CASE FOR ELECTRONIC COMMUNICATIONS DEVICE**

(71) Applicant: **SPIGEN KOREA CO., LTD.**, Seoul (KR)

(72) Inventor: **Bum Joon Lee**, Seoul (KR)

(73) Assignee: **SPIGEN KOREA CO., LTD.**, Seoul (KR)

(*) Notice: This patent is subject to a terminal disclaimer.

(**) Term: **15 Years**

(21) Appl. No.: **29/573,503**

(22) Filed: **Aug. 5, 2016**

(51) **LOC (11) Cl.** **14-03**

(52) **U.S. Cl.** **D14/250**
USPC

(58) **Field of Classification Search**
USPC D14/238.1, 440, 203.3–203.7, 217, 240, D14/447, 250, 248, 251–253; D3/201, (Continued)

(56) **References Cited**

U.S. PATENT DOCUMENTS

D625,303 S * 10/2010 Kim D14/250
D657,782 S 4/2012 Biller
(Continued)

Primary Examiner — Carla J Wright

(74) *Attorney, Agent, or Firm* — Heedong Chae; Lucem, PC

(57) **CLAIM**

The ornamental design for a case for electronic communications device, as shown and described.

DESCRIPTION

FIG. 1 is a front elevational view of a case for electronic communications device showing my new design;

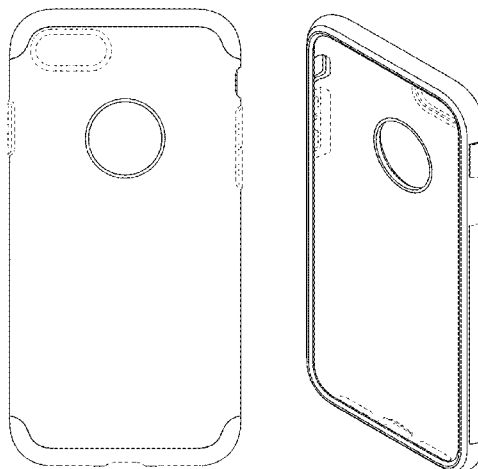
FIG. 2 is a rear elevational view thereof;
FIG. 3 is a left side elevational view thereof;
FIG. 4 is a right side elevational view thereof;
FIG. 5 is a top plan view thereof;
FIG. 6 is a bottom plan view thereof;
FIG. 7 is a front perspective view thereof;
FIG. 8 is a rear perspective view thereof;
FIG. 9 is a front perspective view of the inner shell component of the case shown separately for clarity of disclosure;
FIG. 10 is a rear perspective view of the inner shell component of the case shown separately for clarity of disclosure;
FIG. 11 is a front perspective view of the outer frame component of the case shown separately for clarity of disclosure;
FIG. 12 is a rear perspective view of the outer frame component of the case shown separately for clarity of disclosure;
FIG. 13 is an exploded front perspective view thereof, showing the inner shell and outer frame components separated for clarity of disclosure; and,
FIG. 14 is an exploded rear perspective view thereof, showing the inner shell and outer frame components separated for clarity of disclosure.

The case for electronic communications device, in which the claimed design is embodied, consists of an inner shell and outer frame. The claim is directed to the ornamental appearance of the case for electronic communications device in its entirety and does not extend to the ornamental appearance of the individual components of the case for electronic communications device.

The broken lines throughout the drawing figures depict portions of the case that form no part of the claimed design. The broken lines and regions bounded by broken lines form no part of the claimed design.

The interior of the case shown in FIGS. 1, 7, and 13 (specifically, that region within the innermost of the solid lines around outer edge of the interior cavity and extending to the outermost of the solid lines around the interior of the round rear opening) forms no part of the claimed design.

1 Claim, 14 Drawing Sheets



(58) **Field of Classification Search**

USPC D3/218, 247, 269, 273, 301, 303;
 D13/103, 107-108, 119
 CPC H04B 1/3888; H04M 1/0283; H04M
 1/0202; A45C 1/06; A45C 2011/002;
 A45C 11/00; A45C 13/02; A45F
 2005/026; A45F 2200/0525; A45F
 2200/0516

See application file for complete search history.

(56)

References Cited

U.S. PATENT DOCUMENTS

D676,845 S * 2/2013 Melanson D14/250
 D677,251 S * 3/2013 Melanson D14/250
 8,439,191 B1 5/2013 Lu
 8,517,172 B1 * 8/2013 Chang G06F 1/1626
 206/320
 D689,852 S 9/2013 Azoulay
 D703,652 S * 4/2014 Melanson D14/250
 D703,655 S 4/2014 Melanson
 D712,386 S 9/2014 Lu
 D712,892 S * 9/2014 Hong D14/250
 D714,274 S * 9/2014 Jung D14/250
 D714,276 S * 9/2014 Hu D14/250
 D718,291 S * 11/2014 Hong D14/250
 D721,067 S 1/2015 Su
 9,004,275 B2 * 4/2015 Lee A45C 11/00
 206/320
 9,071,674 B2 6/2015 Yow
 D736,205 S 8/2015 Park
 9,143,181 B1 9/2015 Jia
 D741,279 S 10/2015 Tai
 D741,845 S 10/2015 Kim

D746,275 S 12/2015 Mohammad
 D748,614 S 2/2016 Ju
 9,281,858 B2 * 3/2016 Fathollahi H04B 1/3888
 9,295,174 B2 3/2016 Witter et al.
 D753,099 S 4/2016 Kim
 D753,641 S 4/2016 Roberts et al.
 D754,652 S 4/2016 Roberts et al.
 D756,340 S 5/2016 Babichenko
 D756,343 S * 5/2016 Wall D14/250
 D757,702 S 5/2016 Kanazawa
 D757,703 S 5/2016 Kanazawa
 D761,239 S 7/2016 Kim
 D763,841 S 8/2016 Kim
 D763,842 S 8/2016 Chang et al.
 D765,632 S 9/2016 Northrup et al.
 D765,642 S 9/2016 Bulkley
 D765,644 S 9/2016 Witter et al.
 D767,485 S 9/2016 To et al.
 9,467,189 B2 10/2016 Day et al.
 D771,028 S 11/2016 Kim
 D771,607 S * 11/2016 Kim D14/250
 D771,608 S * 11/2016 Kim D14/250
 D772,209 S * 11/2016 Kim D14/250
 D772,854 S * 11/2016 Igarashi D14/250
 D775,619 S * 1/2017 Tien D14/250
 D775,620 S * 1/2017 Kim D14/250
 D776,104 S * 1/2017 Tien D14/250
 D776,649 S * 1/2017 Kim D14/250
 D777,155 S * 1/2017 Kim D14/250
 D777,156 S * 1/2017 Kim D14/250
 D777,717 S * 1/2017 Kim D14/250
 2009/0283184 A1 11/2009 Han
 2016/0049979 A1 * 2/2016 Grouwstra H04B 1/3888
 455/575.8
 2017/0035172 A1 * 2/2017 Kim A45C 13/1069

* cited by examiner

FIG. 1

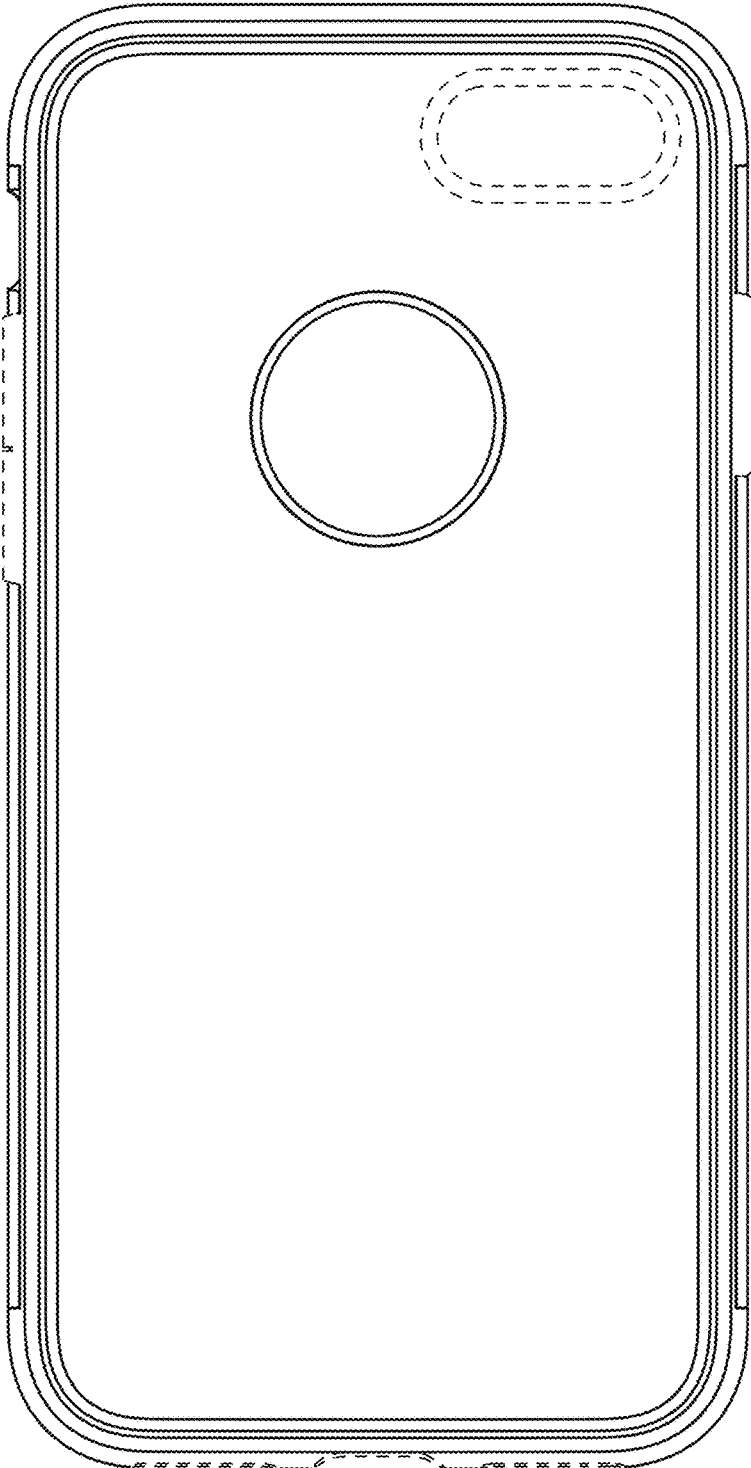


FIG. 2




FIG. 3



FIG. 4



FIG. 5




FIG. 6

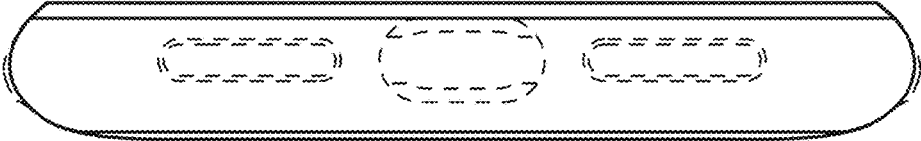


FIG. 7

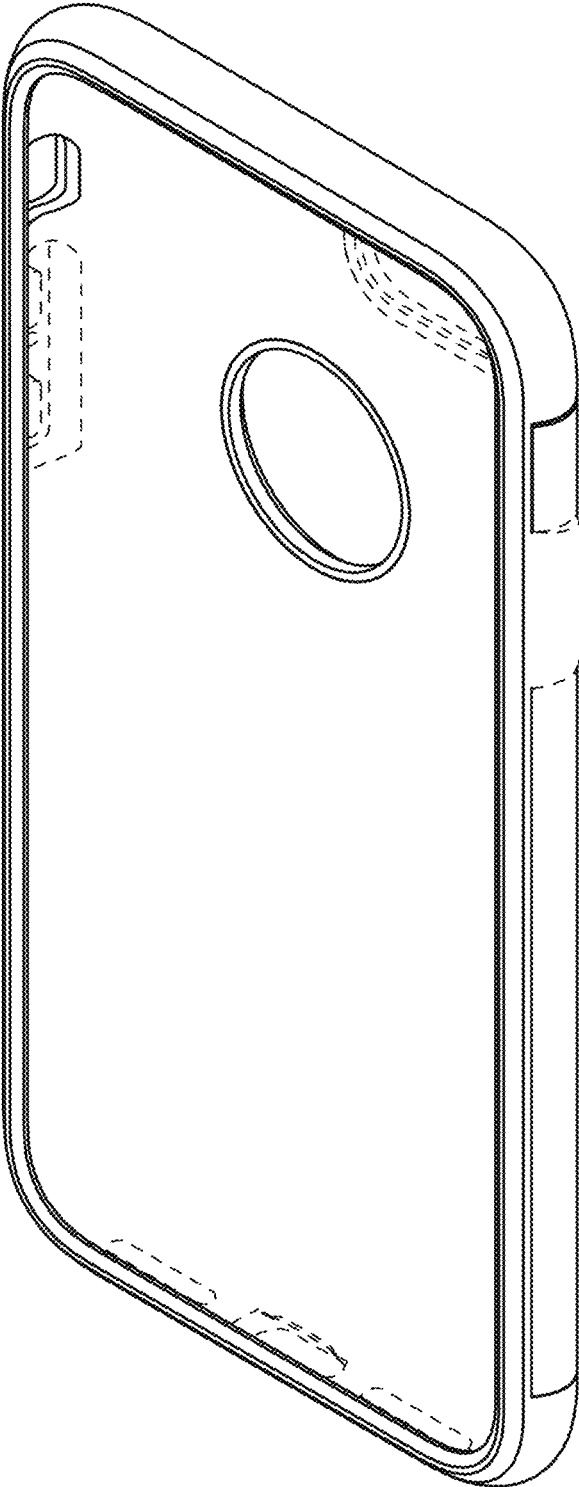


FIG. 8

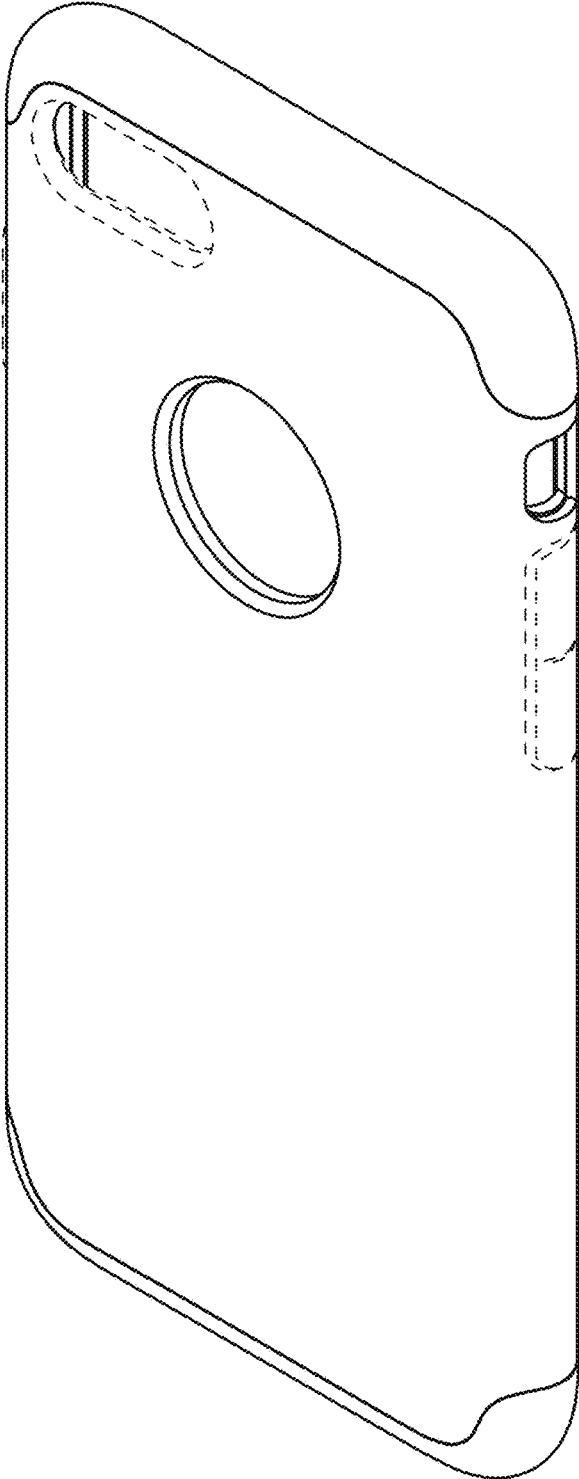


FIG. 9




FIG. 10

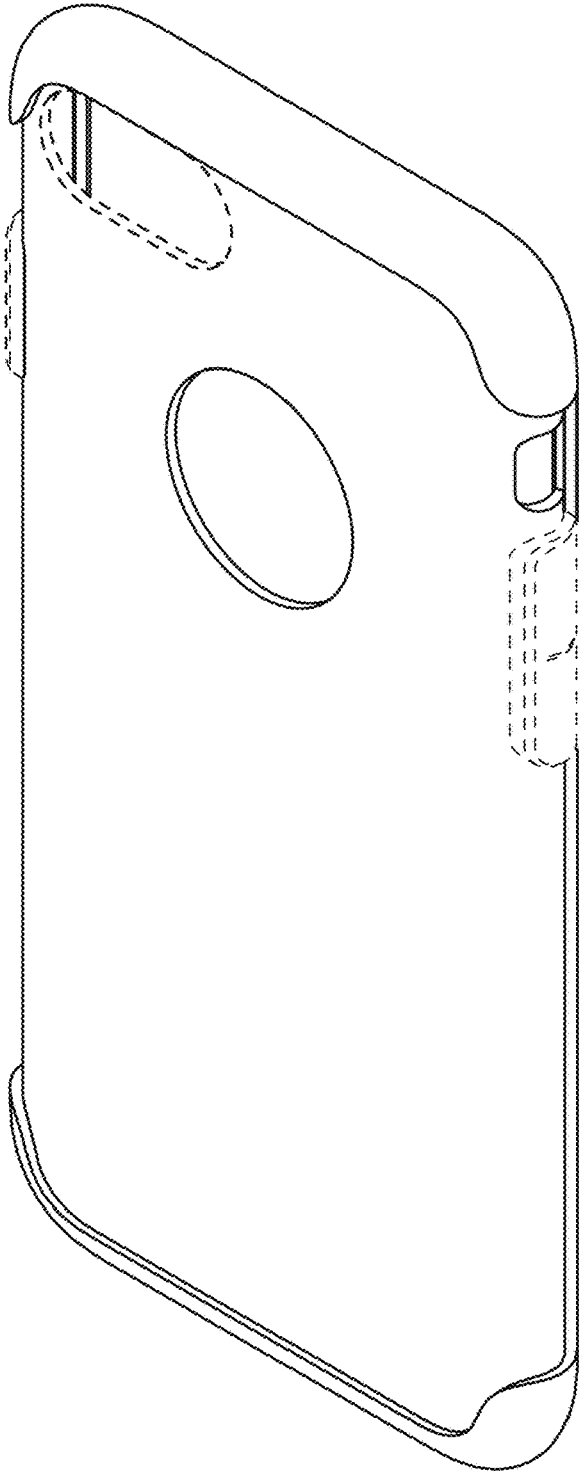


FIG. 11




FIG. 12




FIG. 13

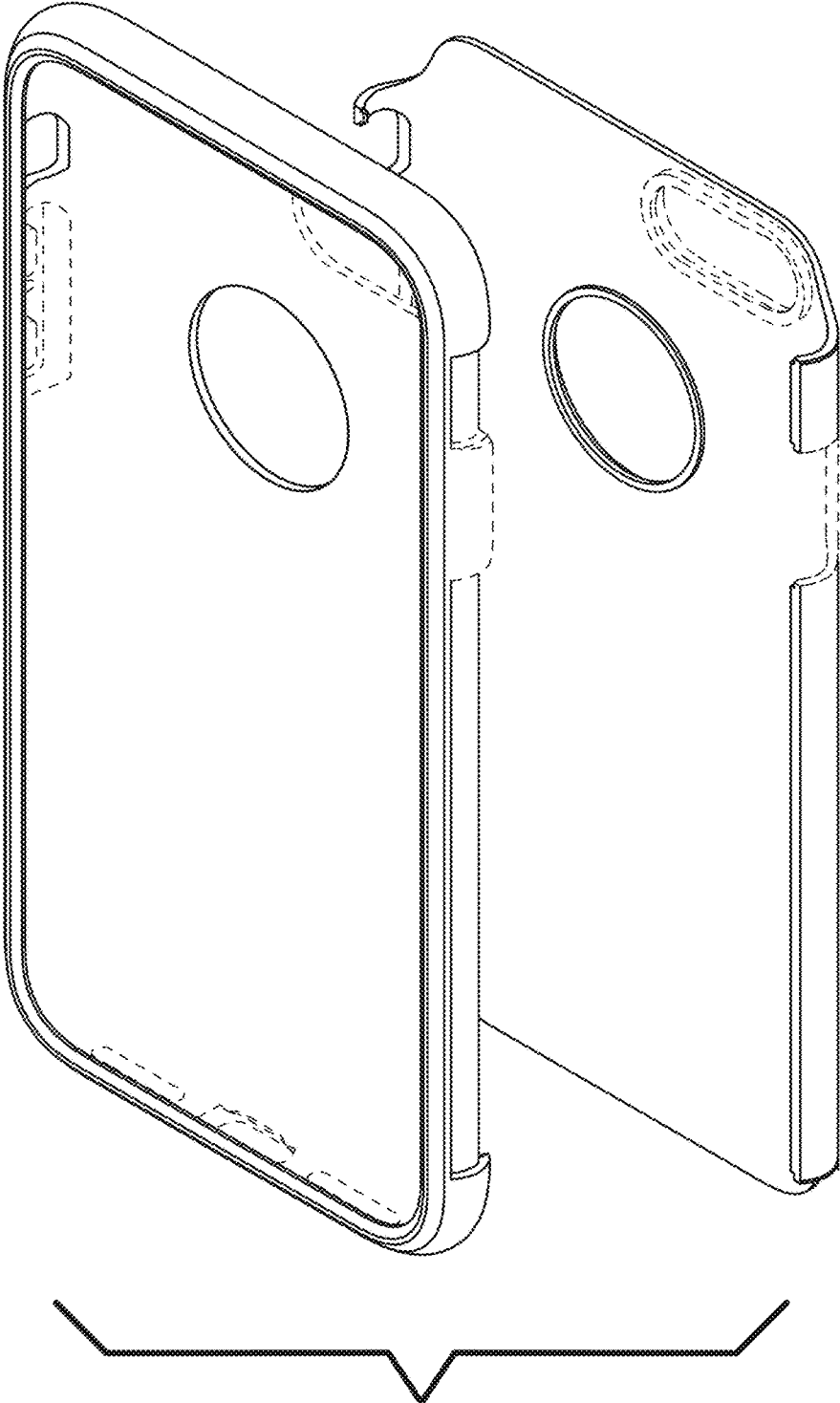


FIG. 14

