



INTERNATIONAL APPLICATION PUBLISHED UNDER THE PATENT COOPERATION TREATY (PCT)

<p>(51) International Patent Classification ⁶ : C07D 401/12, A61K 31/40, C07D 413/12, 409/14</p>	A1	<p>(11) International Publication Number: WO 95/01976 (43) International Publication Date: 19 January 1995 (19.01.95)</p>
<p>(21) International Application Number: PCT/EP94/02148 (22) International Filing Date: 30 June 1994 (30.06.94) (30) Priority Data: 9313913.7 6 July 1993 (06.07.93) GB (71) Applicant (for all designated States except US): SMITHKLINE BEECHAM PLC [GB/GB]; New Horizons Court, Brentford, Middlesex TW8 9EP (GB). (72) Inventors; and (75) Inventors/Applicants (for US only): HAM, Peter [GB/GB]; SmithKline Beecham Pharmaceuticals, Coldharbour Road, The Pinnacles, Harlow, Essex CM19 5AD (GB). JONES, Graham, Elgin [GB/GB]; SmithKline Beecham Pharmaceuticals, Coldharbour Road, The Pinnacles, Harlow, Essex CM19 5AD (GB). FORBES, Ian, Thomson [GB/GB]; SmithKline Beecham Pharmaceuticals, Coldharbour Road, The Pinnacles, Harlow, Essex CM19 5AD (GB). (74) Agent: GIDDINGS, Peter, J.; SmithKline Beecham, Corporate Intellectual Property, Mundells, Welwyn Garden City, Hertfordshire AL7 1EY (GB).</p>		<p>(81) Designated States: AM, AT, AU, BB, BG, BR, BY, CA, CH, CN, CZ, DE, DK, ES, FI, GB, GE, HU, JP, KE, KG, KP, KR, KZ, LK, LU, LV, MD, MG, MN, MW, NL, NO, NZ, PL, PT, RO, RU, SD, SE, SI, SK, TJ, TT, UA, US, UZ, VN, European patent (AT, BE, CH, DE, DK, ES, FR, GB, GR, IE, IT, LU, MC, NL, PT, SE), OAPI patent (BF, BJ, CF, CG, CI, CM, GA, GN, ML, MR, NE, SN, TD, TG). Published With international search report.</p>
<p>(54) Title: INDOLINE DERIVATIVES AS 5HT_{2c} ANTAGONISTS</p>		
<p>(57) Abstract</p>		
<p>A compound of formula (I) or a salt thereof, wherein: P represents phenyl, a quinoline or isoquinoline residue, or a 5-membered or 6-membered aromatic heterocyclic ring containing up to three heteroatoms selected from nitrogen, oxygen or sulphur; R¹ is hydrogen, C₁₋₆ alkyl, halogen, CF₃, NR⁷R⁸ or OR⁹ where R⁷, R⁸ and R⁹ are independently hydrogen, C₁₋₆ alkyl or arylC₁₋₆alkyl; R² is hydrogen or C₁₋₆ alkyl; R³ is C₁₋₆ alkyl; n is 0 to 3; m is 0 to 4; and R⁴ groups are independently C₁₋₆ alkyl optionally substituted by one or more halogen atoms, C₂₋₆ alkenyl, C₂₋₆ alkynyl, C₃₋₆ cycloalkyl, C₃₋₆ cycloalkylC₁₋₆ alkyl, C₁₋₆ alkylthio, C₃₋₆cycloalkylthio, C₃₋₆ cycloalkylC₁₋₆ alkylthio, halogen, nitro, CF₃, OCF₃, SCF₃, SO₂CF₃, SO₂F, formyl, C₂₋₆ alkanoyl, cyano, optionally substituted phenyl or thienyl, NR⁷R⁸, CONR⁷R⁸, or OR⁹ where R⁷, R⁸ and R⁹ are as defined for R¹, CO₂R¹⁰ where R¹⁰ is hydrogen or C₁₋₆ alkyl. The compounds have 5HT_{2c} receptor antagonist activity. Certain compounds of the invention also exhibit 5HT_{2B} antagonist activity. 5HT_{2c/2B} receptor antagonists are believed to be of potential use in the treatment of CNS disorders.</p>		
<p style="text-align: right;">(I)</p>		

FOR THE PURPOSES OF INFORMATION ONLY

Codes used to identify States party to the PCT on the front pages of pamphlets publishing international applications under the PCT.

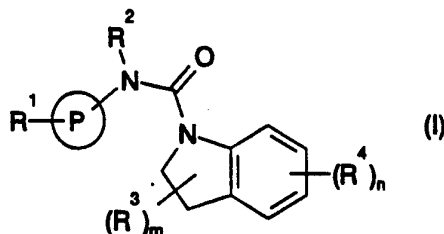
AT	Austria	GB	United Kingdom	MR	Mauritania
AU	Australia	GE	Georgia	MW	Malawi
BB	Barbados	GN	Guinea	NE	Niger
BE	Belgium	GR	Greece	NL	Netherlands
BF	Burkina Faso	HU	Hungary	NO	Norway
BG	Bulgaria	IE	Ireland	NZ	New Zealand
BJ	Benin	IT	Italy	PL	Poland
BR	Brazil	JP	Japan	PT	Portugal
BY	Belarus	KE	Kenya	RO	Romania
CA	Canada	KG	Kyrgyzstan	RU	Russian Federation
CF	Central African Republic	KP	Democratic People's Republic of Korea	SD	Sudan
CG	Congo	KR	Republic of Korea	SE	Sweden
CH	Switzerland	KZ	Kazakhstan	SI	Slovenia
CI	Côte d'Ivoire	LI	Liechtenstein	SK	Slovakia
CM	Cameroon	LK	Sri Lanka	SN	Senegal
CN	China	LU	Luxembourg	TD	Chad
CS	Czechoslovakia	LV	Latvia	TG	Togo
CZ	Czech Republic	MC	Monaco	TJ	Tajikistan
DE	Germany	MD	Republic of Moldova	TT	Trinidad and Tobago
DK	Denmark	MG	Madagascar	UA	Ukraine
ES	Spain	ML	Mali	US	United States of America
FI	Finland	MN	Mongolia	UZ	Uzbekistan
FR	France			VN	Viet Nam
GA	Gabon				

INDOLINE DERIVATIVES AS 5HT_{2C} ANTAGONISTS

This invention relates to compounds having pharmacological activity, processes for their preparation, to compositions containing them and to their use in the treatment of CNS disorders.

WO 94/04533 (SmithKline Beecham plc) describes indole and indoline derivatives which are described as possessing 5HT_{2C} receptor antagonist activity. A structurally distinct class of compounds has now been discovered, which have been found to have 5HT_{2C} receptor antagonist activity. Certain compounds of the invention also exhibit 5HT_{2B} antagonist activity. 5HT_{2C/2B} receptor antagonists are believed to be of potential use in the treatment of CNS disorders such as anxiety, depression, epilepsy, obsessive compulsive disorders, migraine, Alzheimers disease, sleep disorders, feeding disorders such as anorexia and bulimia, panic attacks, withdrawal from drug abuse such as cocaine, ethanol, nicotine and benzodiazepines, schizophrenia, and also disorders associated with spinal trauma and/or head injury such as hydrocephalus. Compounds of the invention are also expected to be of use in the treatment of certain GI disorders such as IBS.

The present invention therefore provides, in a first aspect, a compound of formula (I) or a salt thereof:



wherein:

P represents phenyl, a quinoline or isoquinoline residue, or a 5-membered or 6-membered aromatic heterocyclic ring containing up to three heteroatoms selected from nitrogen, oxygen or sulphur;

R¹ is hydrogen, C₁₋₆ alkyl, halogen, CF₃, NR⁷R⁸ or OR⁹ where R⁷, R⁸ and R⁹ are independently hydrogen, C₁₋₆ alkyl or arylC₁₋₆alkyl;

R² is hydrogen or C₁₋₆ alkyl;

R³ is C₁₋₆ alkyl;

n is 0 to 3;

m is 0 to 4; and

R⁴ groups are independently C₁₋₆ alkyl optionally substituted by one or more

halogen atoms, C₂₋₆ alkenyl, C₂₋₆ alkynyl, C₃₋₆ cycloalkyl, C₃₋₆ cycloalkyl-C₁₋₆ alkyl, C₁₋₆ alkylthio, C₃₋₆cycloalkylthio, C₃₋₆ cycloalkylC₁₋₆ alkylthio, halogen, nitro, CF₃, OCF₃, SCF₃, SO₂CF₃, SO₂F, formyl, C₂₋₆ alkanoyl, cyano, optionally substituted phenyl or thienyl, NR⁷R⁸, CONR⁷R⁸, or OR⁹ where R⁷, R⁸ and R⁹ are as defined for R¹, CO₂R¹⁰ where R¹⁰ is hydrogen or C₁₋₆ alkyl.

C₁₋₆ Alkyl groups, whether alone or as part of another group, may be straight chain or branched.

The urea moiety can be attached to a carbon or any available nitrogen atom of the ring P, preferably it is attached to a carbon atom. Suitable moieties when the ring P is a 5-membered aromatic heterocyclic ring include isothiazolyl, isoxazolyl, thiadiazolyl and triazolyl. Suitable moieties when the ring P is a 6-membered aromatic heterocyclic ring include, for example, pyridyl, pyrimidyl or pyrazinyl. When P is quinoline, or an isoquinoline residue, the urea moiety can be attached at any position of the ring, preferably to the 4- or 5-position. Preferably P is 3-pyridyl.

Preferably R¹ is hydrogen.

Preferably R² and R³ are hydrogen.

When R⁴ is phenyl or thienyl, optional substituents include those listed above for R¹. Preferred R⁴ groups include C₁₋₆ alkyl, C₁₋₆ alkylthio, halogen, CF₃, and CO₂R¹⁰ where R¹⁰ is hydrogen or C₁₋₆ alkyl. When n is greater than 1 the resulting R⁴ groups can be the same or different. Preferably n is 2, the indoline ring being disubstituted in the 5- and 6-positions. Most preferably the 6-position is substituted by chloro, bromo, or iodo, and the 5-position is substituted by C₁₋₆alkyl, in particular methyl, ethyl, propyl and isopropyl, or C₁₋₆alkylthio, in particular thiomethyl and thioethyl.

It will be appreciated by those skilled in the art that when m is greater than 1 the resulting alkyl groups can be the same or different and can, if desired, be attached to the same carbon atom.

Particular compounds of the invention include:

- 5-Ethylthio-1-(3-pyridylcarbamoyl) indoline,
- 6-Chloro-5-methyl-1-(3-pyridylcarbamoyl)indoline,
- 6-Chloro-5-methyl-1-(3-pyridylcarbamoyl)indoline and 4-chloro-5-methyl-1-(3-pyridylcarbamoyl)indoline,
- 5-(N,N-Dimethylamino)-1-(3-pyridylcarbamoyl) indoline,
- 5-Iodo-1-(3-pyridylcarbamoyl)indoline,
- 5-Nitro-1-(3-pyridylcarbamoyl) indoline,
- 5-Methylthio-1-(3-pyridylcarbamoyl) indoline,

- 5-(2-Isoropyl)-1-(3-pyridylcarbamoyle)indoline,
4,6-Dichloro-5-methyl-1-(3-pyridylcarbamoyle)indoline,
6-Fluoro-5-methyl-1-(3-pyridylcarbamoyle)indoline,
6-Iodo-5-methyl-1-(3-pyridylcarbamoyle)indoline,
5 4-Iodo-5-methyl-1-(3-pyridylcarbamoyle)indoline,
6-Bromo-5-methyl-1-(3-pyridylcarbamoyle)indoline,
4-Bromo-5-methyl-1-(3-pyridylcarbamoyle)indoline,
5-Phenyl-1-(3-pyridylcarbamoyle)indoline,
4,5-Dichloro-1-(3-pyridylcarbamoyle)indoline,
10 6,7-Dichloro-1-(3-pyridylcarbamoyle)indoline,
5-Chloro-1-(3-pyridylcarbamoyle)indoline,
6-Chloro-1-(3-pyridylcarbamoyle)indoline,
5,6-Dichloro-1-(3-pyridylcarbamoyle)indoline,
5-(3-Thienyl)-1-(3-pyridylcarbamoyle)indoline,
15 5-Trifluoromethyl-1-(3-pyridylcarbamoyle)indoline,
5-Chloro-6-methyl-1-(3-pyridylcarbamoyle)indoline,
6-Chloro-5-methyl-1-(2-methyl-4-quinolyl-1-carbamoyle)indoline,
6-Chloro-5-methyl-1-(4-pyridyl-carbamoyle)indoline,
6-Chloro-5-methyl-1-(5-quinolylcarbamoyle)indoline,
20 6-Chloro-5-methyl-1-(3-methyl-5-isoxazolylcarbamoyle)indoline,
5-(N,N-Dimethylamino)-1-(2-methyl-4-quinolylcarbamoyle)indoline,
6-Chloro-5-methylthio-1-(3-pyridylcarbamoyle)indoline,
4-Chloro-5-methylthio-1-(3-pyridylcarbamoyle)indoline,
5-Bromo-1-(3-pyridylcarbamoyle)indoline,
25 6-Chloro-5-ethyl-1-(3-pyridylcarbamoyle)indoline,
6-Chloro-5-propyl-1-(3-pyridylcarbamoyle)indoline,
6-Chloro-5-tert-butyl-1-(3-pyridylcarbamoyle)indoline,
4-Chloro-5-tert-butyl-1-(3-pyridylcarbamoyle)indoline,
6-Chloro-5-isopropyl-1-(3-pyridylcarbamoyle)indoline,
30 6-Chloro-5-vinyl-1-(3-pyridylcarbamoyle)indoline,
6-Chloro-5-ethylthio-1-(3-pyridylcarbamoyle)indoline,
6-Chloro-5-isopropylthio-1-(3-pyridylcarbamoyle)indoline,
Methyl-6-chloro-1-(3-pyridylcarbamoyle)-indoline-5-carboxylate,
6-Chloro-5-iodo-1-(3-pyridylcarbamoyle)-indoline,
35 6-Chloro-5-methyl-1-(5-bromo-3-pyridylcarbamoyle)-indoline,
6-Bromo-5-propylthio-1-(3-pyridylcarbamoyle)indoline,

and R^4 and forming a pharmaceutically acceptable salt thereof.

Suitable examples of groups A and B include:

- (i) A is $-N=C=O$ and B is hydrogen,
- (ii) A is $-NR^{2'}COL$ and B is hydrogen,
- 5 (iii) A is $-NHR^{2'}$ and B is COL, or
- (iv) A is halogen and B is $-CONHR^{2'}$

wherein $R^{2'}$ is as defined above and L is a leaving group. Examples of suitable leaving groups L include halogen such as chloro, bromo, imidazole, phenoxy or phenylthio optionally substituted, for example, with halogen.

- 10 When A is $-N=C=O$ and B is hydrogen the reaction is suitably carried out in an inert solvent for example dichloromethane or toluene at ambient or elevated temperature.

- When A is $-NR^{2'}COL$ and B is hydrogen or when A is $-NHR^{2'}$ and B is -COL, the reaction is suitably carried out in an inert solvent such as dichloromethane at ambient temperature optionally in the presence of a base, such as triethylamine or in dimethylformamide at ambient or elevated temperature.
- 15

When A is halogen and B is $CONHR^{2'}$, the reaction is suitably carried out in an inert solvent such as toluene at elevated temperature, optionally in the presence of a base.

- 20 It should be appreciated that P in formula (II) represents rings P as defined in relation to formula (I) in which R^1 is as defined in relation to formula (I) or groups convertible thereto i.e. $R^{1'}$.

- R^4 groups can be introduced at any suitable stage in the process, preferably R^4 groups are introduced at an early stage in the process. It should be appreciated that it is preferred that all groups R^1 to R^4 are introduced before coupling compounds of formula (II) and (III).
- 25

- Suitable examples of groups R^1 , R^2 , R^3 and R^4 which are convertible to R^1 , R^2 , R^3 and R^4 alkyl groups respectively, include acyl groups which are introduced conventionally and may be converted to the corresponding alkyl group by conventional reduction, such as using sodium borohydride in an inert solvent followed by hydrogenolysis in an inert solvent. Hydrogen substituents may be obtained from alkoxy carbonyl groups which may be converted to hydrogen by hydrolysis and decarboxylation. When R^4 is hydroxy it is preferably protected in the
- 30

compound of formula (II) as, for example, benzyl which is removed by hydrogenation.

Suitable examples of a group $R^{2'}$ which are convertible to R^2 , include alkoxy carbonyl and benzyl or *para*-methoxybenzyl which are converted to the group where R^2 is hydrogen using conventional conditions.

Interconversions of R^1 , R^2 , R^3 and R^4 are carried out by conventional procedures. For example R^1 halo and R^4 halo may be introduced by selective halogenation of the ring P or the benzene ring of the indoline group using conventional conditions. It should be appreciated that it may be necessary to protect any R^1 to R^4 hydrogen variables which are not required to be interconverted.

Suitable protecting groups and methods for their attachment and removal are conventional in the art of organic chemistry, such as those described in Greene T.W. 'Protective groups in organic synthesis' New York, Wiley (1981).

Compounds of formula (II) in which A is $NHR^{2'}$ are known compounds or can be prepared analogously to known compounds, see, for example, WO 92/05170 (SmithKline Beecham plc).

Compounds of formula (II) in which A is $-N=C=O$ may be prepared by treating a compound of formula (II) in which :

i) A is amino, with phosgene or a phosgene equivalent, in the presence of excess base in an inert solvent.

ii) A is acylazide (i.e. CON_3), via the nitrene, by thermal rearrangement using conventional conditions (ref L.S. Trifonov et al, *Helv. Chim. Acta* 1987 70 262).

iii) A is $CONH_2$, via the nitrene intermediate using conventional conditions.

Compounds of formula (II) in which A is $NR^{2'}COL$ may be prepared by reacting a compound of formula (II) in which A is $NHR^{2'}$ with phosgene or a phosgene equivalent in an inert solvent, at low temperature, if necessary in the presence of one equivalent of a base such as triethylamine.

Compounds of formula (III) may be prepared according to known methods or analogous to known methods, for example

a) from the appropriate aniline via indole formation (Nordlander [*JOC*, 1981, 778] or Sundberg [*JOC* 1984, 249] routes) followed by reduction of the indole ring using sodium cyanoborohydride. It will be appreciated that in certain cases a mixture of indoles will be formed which can be separated at this stage or at a later stage.

b) from the appropriate ortho-methyl nitrobenzene via indole formation (Leimgruber procedure Org Syn Coll vol VII, p34) followed by reduction of the indole ring.

5 c) by aromatic substitution of a suitably protected indole/indoline precursor, for example alkylthio groups maybe introduced by thiocyanation of the indoline ring followed by hydrolysis and alkylation, or

d) by transition metal catalysed coupling reaction using a suitably substituted indole/indoline precursor for example vinylation using the Stille procedure (JACS 1987, 5478)

10 Compounds of formula (II) in which A is halogen and R¹ is hydrogen are commercially available.

Novel intermediates of formula (III) also form part of the invention.

15 Pharmaceutically acceptable salts may be prepared conventionally by reaction with the appropriate acid or acid derivative. N-oxides may be formed conventionally by reaction with hydrogen peroxide or percarboxylic acids.

20 Compounds of formula (I) and their pharmaceutically acceptable salts have 5HT_{2B/2C} receptor antagonist activity and are believed to be of potential use fo the treatment or prophylaxis of CNS disorders such as anxiety, depression, epilepsy, obsessive compulsive disorders, migraine, Alzheimers disease, sleep disorders, feeding disorders such as anorexia and bulimia, panic attacks, withdrawal from drug abuse such as cocaine, ethanol, nicotine and benzodiazepines, schizophrenia, and also disorders associated with spinal trauma and/or head injury such as hydrocephalus. Compounds of the invention are also expected to be of use in the treatment of certain GI disorders such as IBS.

25 Thus the invention also provides a compound of formula (I) or a pharmaceutically acceptable salt thereof, for use as a therapeutic substance, in particular in the treatment or prophylaxis of the above disorders.

30 The invention further provides a method of treatment or prophylaxis of the above disorders, in mammals including humans, which comprises administering to the sufferer a therapeutically effective amount of a compound of formula (I) or a pharmaceutically acceptable salt thereof.

In another aspect, the invention provides the use of a compound of formula (I) or a pharmaceutically acceptable salt thereof in the manufacture of a medicament for the treatment or prophylaxis of the above disorders.

The present invention also provides a pharmaceutical composition, which comprises a compound of formula (I) or a pharmaceutically acceptable salt thereof, and a pharmaceutically acceptable carrier.

5 A pharmaceutical composition of the invention, which may be prepared by admixture, suitably at ambient temperature and atmospheric pressure, is usually adapted for oral, parenteral or rectal administration and, as such, may be in the form of tablets, capsules, oral liquid preparations, powders, granules, lozenges, reconstitutable powders, injectable or infusable solutions or suspensions or suppositories. Orally administrable compositions are generally preferred.

10 Tablets and capsules for oral administration may be in unit dose form, and may contain conventional excipients, such as binding agents, fillers, tableting lubricants, disintegrants and acceptable wetting agents. The tablets may be coated according to methods well known in normal pharmaceutical practice.

15 Oral liquid preparations may be in the form of, for example, aqueous or oily suspension, solutions, emulsions, syrups or elixirs, or may be in the form of a dry product for reconstitution with water or other suitable vehicle before use. Such liquid preparations may contain conventional additives such as suspending agents, emulsifying agents, non-aqueous vehicles (which may include edible oils), preservatives, and, if desired, conventional flavourings or colourants.

20 For parenteral administration, fluid unit dosage forms are prepared utilising a compound of the invention or pharmaceutically acceptable salt thereof and a sterile vehicle. The compound, depending on the vehicle and concentration used, can be either suspended or dissolved in the vehicle. In preparing solutions, the compound can be dissolved for injection and filter sterilised before filling into a suitable vial or
25 ampoule and sealing. Advantageously, adjuvants such as a local anaesthetic, preservatives and buffering agents are dissolved in the vehicle. To enhance the stability, the composition can be frozen after filling into the vial and the water removed under vacuum. Parenteral suspensions are prepared in substantially the same manner, except that the compound is suspended in the vehicle instead of being
30 dissolved, and sterilization cannot be accomplished by filtration. The compound can be sterilised by exposure to ethylene oxide before suspension in a sterile vehicle. Advantageously, a surfactant or wetting agent is included in the composition to facilitate uniform distribution of the compound.

35 The composition may contain from 0.1% to 99% by weight, preferably from 10 to 60% by weight, of the active material, depending on the method of administration.

The dose of the compound used in the treatment of the aforementioned disorders will vary in the usual way with the seriousness of the disorders, the weight of the sufferer, and other similar factors. However, as a general guide suitable unit doses may be 0.05 to 1000 mg, more suitably 0.05 to 20.0 mg, for example 0.2 to 5 mg; and such unit doses may be administered more than once a day, for example two or three a day, so that the total daily dosage is in the range of about 0.5 to 100 mg; and such therapy may extend for a number of weeks or months.

When administered in accordance with the invention, no unacceptable toxicological effects are expected with the compounds of the invention.

The following Descriptions and Examples illustrate the preparation of compounds of the invention.

Description 1**Di-(5-indolinyl)disulphide (D1)**

A mixture of indoline (5.95g, 50 mmol) and potassium thiocyanate (9.7g, 100 mmol) in dry methanol (100ml) was cooled to 0°C, and a solution of bromine (2.0ml, 52.5 mmol) in methanol (100ml) was added over 15mins. The mixture was then stirred at 0°C for 1h 15mins, and then warmed to room temperature over 30mins. The mixture was filtered, diluted with water (200ml) and 10% sodium hydroxide (20ml) was added. The mixture was stirred overnight at room temperature, then extracted with dichloromethane. The aqueous phase was neutralised by addition of 5M hydrochloric acid and extracted again with dichloromethane. Organic extracts were separately evaporated and residues separately chromatographed on silica (200g) eluted with dichloromethane/methanol to give the title compound (3.32g total, 44%) as a gum. NMR (CDCl₃) δ: 3.00 (2H, t, J=9), 3.58 (2H, t, J=9), 6.50 (1H, d, J=8), 7.10 (1H, d, J=8), 7.23 (1H, s).

Description 2**1,1'-Diacetyldi-(5-indolinyl) disulphide (D2)**

To a solution of disulphide (D1, 3.87g, 12.9 mmol) in dry dichloromethane (60ml) was added triethylamine (4.2ml, 30 mmol) and acetic anhydride (2.7ml, 28.4 mmol). The mixture was stirred overnight at room temperature, then washed twice with water, dried and evaporated. The residue was recrystallised from dichloromethane/petrol to give the title compound (3.81g, 77%), mp 187-193°C. NMR (CDCl₃) δ: 2.24 (3H, s), 3.19 (2H, t, J=9), 4.08 (2H, t, J=9), 7.27 (1H, s), 7.30 (1H, d, J=8) 8.03 (1H, d, J=8).

Description 3**1-Acetyl-5-mercaptoindoline (D3)**

A mixture of disulphide (D2, 3.8g, 9.9 mmol), triphenylphosphine (2.9g, 11 mmol) and conc. hydrochloric acid (3 drops) in 1,4-dioxan (30ml) and water (6ml) was stirred at 50-60°C for 4.5h. The mixture was evaporated and the residue was dissolved in dichloromethane and extracted with dilute sodium hydroxide solution. The basic extract was carefully acidified with conc. hydrochloric acid, and extracted with dichloromethane. This extract was dried and evaporated to give the title

compound (3.38g, 88%) as a gum.

NMR (CDCl₃) δ: 2.24 (3H, s), 3.15 (2H, t, J=9), 3.43 (1H, s), 4.05 (2H, t, J=9), 7.13 (1H, s), 7.14 (1H, d, J=8), 8.09 (1H, d, J=8).

5 Description 4

2-Trifluoromethylsulphonyloxyacetaldehyde diethyl acetal (D4)

A solution of glycolaldehyde diethyl acetal (6g, 44.8 mmol) and triethylamine (7.05ml, 50 mmol) in dry dichloromethane (50ml) was cooled to -78°C. A solution
10 of trifluoromethanesulphonic anhydride (13.9g, 49.2 mmol) in dichloromethane (50ml) was added dropwise over 30mins. The mixture was stirred at -78°C for 1 h, then washed twice with water, dried and evaporated to give the title compound (10.64g, 89%) as an oil.

NMR (CDCl₃) δ: 1.25 (6H, t, J=7), 3.61 (2H, m), 3.77 (2H, m), 4.40 (2H, d, J=6),
15 4.75 (1H, t, J=6)

Description 5

1-Acetyl-5-(2,2-diethoxyethylthio) indoline (D5)

20 A mixture of thiol (D3, 3.38g, 17.5 mmol), acetal trifluoromethanesulphonate (D4, 5.05g, 19 mmol) and diisopropylethylamine (3.2ml, 19 mmol) in dry dichloromethane (80ml) was stirred for 4.5h at room temperature.

Further small portions of trifluoromethane sulphonate and of DIPEA (2 drops each) were added and stirring was continued for another 1h before the mixture was washed
25 sequentially with dilute hydrochloric acid, dilute sodium hydroxide, and water. The organic phase was dried and evaporated, and the residue was chromatographed on silica (300g) eluted with ethyl acetate to give the title compound (4.14g, 76.6%), as a waxy solid, mp <52°C.

NMR (CDCl₃) δ: 1.20 (6H, t, J=7), 2.21 (3H, s), 3.07 (2H, d, J=6), 3.18 (2H, t, J=8),
30 3.56 (2H, q, J=7), 3.65 (2H, q, J=7), 4.06 (2H, t, J=8), 4.51 (1H, t, J=6), 7.26 (2H, m), 8.12 (1H, d, J=8)

Description 6

N-Acetyl-5-ethylthioindoline (D6)

35

To a solution of acetal (D5, 2.14g, 6.9 mmol) in dry dichloromethane (80ml) at -78°C

was added titanium tetrachloride (1.48ml, 13.85 mmol) dropwise by syringe. The mixture was stirred for 2h at -78°C, 2h at 0°C and then overnight at room temperature. The mixture was then washed with water, saturated sodium bicarbonate solution, then water again, dried and evaporated. The residue was taken up in hot dichloromethane and petrol was added to precipitate polar material as a gum. The liquor was decanted off and addition of petrol/decantation was repeated twice. The final liquor was evaporated to give a mixture of the title compound and 5-acetyl-6, 7-dihydro-5H-thieno[2,3-f] indole (0.31g), which was hydrolysed without separation.

10 Description 7

5-Ethylthioindoline (D7)

The product mixture from description 6 was heated under reflux overnight with 10% aqueous sodium hydroxide (25ml) and ethanol (5ml). After cooling, the mixture was diluted with water and extracted with dichloromethane. The organic extract was washed with water, dried and evaporated. The residue was chromatographed on silica gel (5g) eluted with 3% methanol/dichloromethane to remove polar material, and then centrifugally chromatographed on a 1mm silica plate eluted with 1:1 ether/petrol to give the title compound (70mg), as a gum.

20 NMR (CDCl₃) δ: 1.25 (3H, t, J=7), 2.79 (2H, q, J=7), 3.03 (2H, t, J=8), 3.59 (2H, t, J=8), 6.58 (1H, d, J=8), 7.12 (1H, d, J=8), 7.22 (1H, s)

Description 8

N-(3-Chloro-4-methylphenyl)-2,2-diethoxyethylamine (D8)

25 3-Chloro-4-methylaniline (10.26g, 72.5 mmol), sodium hydrogen carbonate (9.1g, 108 mmol) and bromoacetaldehyde diethyl acetal (13.1ml, 87.1 mmol) were stirred at reflux under Ar in ethanol (150ml) for 6 days. The mixture was then evaporated to dryness, partitioned between ether and water, and separated. The organic portion was washed with brine, dried (Na₂SO₄) and evaporated to a black oil.

Bulb to bulb distillation of this crude material (oven temperature 175°C, ca 0.1mmHg) then gave the title compound (4.90g, 26%) as a colourless oil.

30 NMR (CDCl₃) δ: 1.23 (6H, t, J=7), 2.25 (3H, s), 3.22 (2H, d, J=5), 3.5-3.8 (4H, m), 4.70 (1H, t, J=6), 6.53 (1H, dd, J=8, 2), 6.72 (1H, d, J=2), 7.01 (1H, d, J=8)

35

Description 9**6-Chloro-5-methylindole and 4-chloro-5-methylindole (D9)**

N-(3-chloro-4-methylphenyl)-2,2-diethoxyethylamine (D8) (4.90g, 19 mmol) was stirred in trifluoroacetic acid (25ml), and trifluoroacetic anhydride (25ml) was added. The solution was stirred for 30min, diluted with trifluoroacetic acid (35ml), and stirred at reflux under Ar for 64h. Evaporation to dryness then gave a dark syrup, which was dissolved in methanol (50ml). Anhydrous potassium carbonate (5.25g, 38 mmol) was added, and the mixture was stirred for 1h, diluted with (250 ml), and stirred until the emulsion had coagulated (30min). The semi-solid was filtered off and air-dried. Chromatography on silica, eluting with chloroform, gave the title mixture of compounds (0.88g, 28%), in approximate proportions 3:2, as a brown solid. Further chromatography on silica gel, eluting with 0-4% ethyl acetate in petroleum ether (b.p. 60-80°C) gave pure 6-chloro isomer (0.11g), and the remainder (0.69g) still as a mixture.

6-chloro isomer: NMR (CDCl₃) δ: 2.45 (3H, s), 6.46 (1H, m), 7.14 (1H, m), 7.38 (1H, s), 7.47 (1H, s), 8.02 (1H, b)

4-chloroisomer (as component of mixture): NMR (CDCl₃) δ: 2.47 (3H, s), 6.62 (1H, m), 7.0-7.2 (3H, m), 8.1 (1H, b)

Description 9 (Alternative Procedure)**6-Chloro-5-methyl indole**

An equal mixture of 6-chloro-5-methyl indole and 4-chloro-5-methyl indole was prepared from 3-chloro-4-methyl-aniline using the method of Sundberg.

Crystallisation of this mixture (6.8g) afforded pure 6-chloro-5-methyl indole as a white crystalline solid (2.5g).

NMR (CDCl₃) δ : 2.45 (3H, s), 6.45 (1H, bs), 7.20 (1H, t, J 3Hz), 7.40 (1H, s), 7.50 (1H, s), 8.1 (1H, bs).

Description 10**6-Chloro-5-methylindoline (D10)**

6-Chloro-5-methylindole (D9) (0.109g, 0.66 mmol) was stirred at 15°C in glacial acetic acid (3ml), and sodium cyanoborohydride (0.125g, 1.98 mmol) was added. The mixture was stirred at 15°C for 2h, diluted with water (40ml), basified with solid

NaOH, and extracted with ether. The extract was dried (Na_2SO_4) and evaporated to give the title compound (0.105g, 95%) as a light yellow solid.

NMR (CDCl_3) δ : 2.44 (3H, s), 2.95 (2H, t, J=8), 3.54 (2H, t, J=8), 6.62 (1H, s), 6.94 (1H, s)

5

Description 11

6-chloro-5-methylindoline and 4-chloro-5-methylindoline (D11)

These were prepared, as a mixture, from the mixture of 6-chloro-5-methylindole and
10 4-chloro-5-methylindole (0.40g, 2.4 mmol), prepared as described in Description 9, following the procedure of Description 10. This gave a mixture of the title compound (0.37g, 91%) in approximate proportions 3:2.

4-chloroisomer (as component of mixture): NMR (CDCl_3) δ 2.27 (3H, s), 3.07 (2H, t, J=8), 3.59 (2H, t, J=8), 6.44 (1H, d, J=8), 6.88 (1H, d, J=8).

15

Description 12

1-Acetyl-5-(N,N-dimethylamino) indoline (D12)

1-Acetyl-5-nitroindoline (0.9g, 4.37 mmol), EtOH (15ml), 37% aqueous
20 formaldehyde (1ml), and 10% Pd-C (0.1g) were mixed and hydrogenated at 45 psi and rt overnight. The mixture was filtered through celite and evaporated to dryness under reduced pressure to afford the title compound (0.89g, 100%).

NMR (CDCl_3) δ : 2.20 (3H, s), 2.92 (6H, s), 3.18 (3H, t), 4.02 (2H, t), 6.61 (2H, m), 8.08 (1H, d).

25

Description 13

5-(N,N-Dimethylamino)indoline

1-Acetyl-5-(N,N-dimethylamino)indoline (D12) (0.6g, 2.94 mmol) in conc. HCl
30 (0.6ml) was heated over a steam bath for 45min. The mixture was partitioned between sat aq. K_2CO_3 (50ml) and CHCl_3 (50ml) the organic solution dried (Na_2SO_4), evaporated to dryness under reduced pressure and purified by column chromatography (SiO_2 , EtOAc/MeOH 5-10%) to afford the title compound (290mg, 61%) which was used directly in Example 4.

35

Description 14**1-Acetyl-5-methylthioindoline (D14)**

5 A mixture of 1-acetyl-5-mercaptoindoline (D3) (0.98g, 5.07 mmol), methyl iodide (0.35 ml, 5.6 mmol) and triethylamine (0.78 ml, 5.6 mmol) in dichloromethane (25 ml) was stirred for 18 h at room temperature. The mixture was evaporated, and the residue was redissolved in dichloromethane and washed with dilute hydrochloric acid. The organic solution was dried and evaporated to give the title compound (0.98 g, 93%).

10 NMR (CDCl₃) δ : 2.22 (3H, s), 2.48 (3H, s), 3.18 (2H, t, J = 8), 4.07 (2H, t, J = 8), 7.12 (2H, m), 8.14 (1H, d, J = 9)

Description 15**N-(2,2-Dimethoxyethylamino)-4-(2-propyl) aniline (D15)**

15

A mixture of 4-(2-propyl)aniline (20.4g, 151 mmol) and 2,2-dimethoxyethanal (49.8g, 196 mmol) in ethanol (400 ml) was stirred with 5% palladium on charcoal (5 g) under hydrogen (1 atmos.) for 18 h. The mixture was then filtered through kieselguhr and evaporated. The residue was dissolved in ethyl acetate and washed
20 with brine. The organic solution was dried and evaporated to give the title compound (33.69g, 100%) as a red oil.

NMR (CDCl₃) δ : 1.20 (6H, d, J = 6), 2.81 (1H, m, J = 6), 3.22 (2H, d, J = 5), 3.40 (6H, s), 3.75 (1H, broad), 4.58 (1H, t, J = 5), 6.59 (2H, d, J = 8), 7.05 (2H, d, J = 8).

25 **Description 16****5-(2-Propyl)-1-trifluoroacetyl indole (D16)**

The acetal (D15, 1.02 g, 4.55 mmol) was heated in trifluoroacetic acid/trifluoroacetic anhydride by the method of J. E. Nordlander et al (*J. Org. Chem.*, 1981, 46, 778).

30 The crude product was chromatographed twice on silica gel eluted with 1:1 dichloromethane/petrol to give the title compound (0.25g, 22%).

NMR (CDCl₃) δ : 1.29 (6H, d, J = 7), 3.00 (1H, m, J = 7), 6.68 (1H, d, J = 5), 7.27 (1H, d, J = 7), 7.42 (2H, s), 8.32 (1H, d, J = 7).

Description 17**5-(2-propyl)indole (D17)**

The trifluoroacetyl indole (D16, 0.25g, 0.99 mmol) was stirred with potassium carbonate (0.20g, 1.5 mmol) in methanol (7.5 ml) at 55° C for 1.5 h. Solvent was evaporated and the residue was partitioned between water and dichloromethane. The organic extract was dried and evaporated to give the title compound (0.14g, 86%).
NMR (CDCl₃) δ : 1.30 (6H, d, J = 7), 3.00 (1H, m, J = 7), 6.48 (1H, m), 7.01 (1H, m), 7.09 (1H, d, J = 8), 7.20 (1H, d, J = 8), 7.49 (1H, s), 7.71 (1H, broad).

10

Description 18**5-(2-Propyl)indoline (D18)**

To a cooled solution of indole (D17, 0.60g, 3.75 mmol) in glacial acetic acid (12 ml) was added sodium cyanoborohydride (1.20g, 19.1 mmol) in portions. The mixture was stirred under argon for 4h, then diluted with water and basified with 10% aqueous sodium hydroxide. The mixture was extracted with dichloromethane and the extract was dried and evaporated. After combining with material from a previous experiment (from 0.14g indole) the crude product was chromatographed on silica gel eluted with diethyl ether to give the title compound (0.62g, 84%).
NMR (CDCl₃) δ : 1.23 (6H, d, J = 7), 2.81 (1H, m, J = 7), 2.91 (2H, t, J = 8), 3.38 (2H, t, J = 8), 3.59 (1H, s), 6.47 (1H, d, J = 8), 6.85 (1H, d, J = 8), 6.98 (1H, s).

20

Description 19**25 5-Methylthioindoline (D19)**

The N-acetylindoline (D14, 0.98g, 4.73 mmol) was heated under reflux with 10% aqueous sodium hydroxide (75 ml) in ethanol (25 ml) for 21h. After cooling, the mixture was extracted three times with dichloromethane, and the extracts were combined, dried and evaporated to give the title compound (0.66g, 85%).
NMR (CDCl₃) δ : 1.62 (1H, broad), 2.42 (3H, s), 3.01 (2H, t, J=8), 3.58 (2H, t, J=8), 6.58 (1H, d, J=8), 7.07 (1H, d, J=8), 7.17 (1H, S).

30

Description 20**2,6-Dichloro-4-nitrotoluene (D20)**

The title compound was prepared according to the route of Weinstock *et al*, patent
5 U.S. 3,423,475.

NMR (250 MHz, CDCl₃) δ : 8.15 (s, 2H, Ar), 2.59 (s, 3H, CH₃).

Description 21**4-Amino-2,6-dichlorotoluene (D21)**

10

To a stirred solution of SnCl₂ (3.7g, 19.4 mmol) in conc. HCl (10 ml) was added
portionwise (D20), (1g, 4.8 mmol). The mixture was heated to 80° C for 4 hours,
cooled and made strongly basic with 40% NaOH. The aqueous was extracted into
ether. The organics were dried and concentrated to afford the title compound as a
15 light brown oil, 0.68g (90%).

NMR (250MHz, CDCl₃) δ : 6.60 (s, 2H, Ar), 3.63 (br, 2H, NH₂), 2.63 (s, 3H, -
CH₃).

Description 22**4,6-Dichloro-5-methylindoline (D22)**

20

The title compound was prepared from D21 according to Sundberg sequence of
reactions, followed by reduction.

NMR (250 MHz, CDCl₃) δ : 6.52 (s, 1H, Ar), 3.80 (br, 1H, NH), 3.60 (t, 2H, J =
25 8Hz), 3.10 (t, 2H, J = 8Hz), 2.35 (s, 3H, CH₃)

Description 23**6-Fluoro-5-methylindole (D23)**

30 The title compound was prepared from 3-fluoro-4-methylaniline using the Sundberg
sequence of reactions. (J.O.C. 1984, 49, 249)

Description 24**6-Fluoro-5-methylindoline (D24)**

35

The title compound was prepared by reduction of 6-fluoro-5-methylindole (D23)

using a procedure similar to that in Description 30.

NMR (CDCl₃) δ : 2.15 (3H, s), 2.95 (2H, t, J = 8), 3.56 (2H, t, J = 8), 6.31 (1H, d, J = 8), 6.89 (1H, d, J = 8).

5 **Description 25**

4-Iodo-5-methylindole and 6-iodo-5-methylindole (D25)

The title compounds were prepared as a mixture from 3-iodo-4-methylaniline using the Sundberg sequence of reactions. (J.O.C. 1984, 49, 249)

10

Description 26

4-Iodo-5-methylindoline and 6-iodo-5-methylindoline (D26)

The title compounds were prepared as a mixture by reduction of a mixture of 4-iodo-5-methylindole and 6-iodo-5-methylindole (D25) using a procedure similar to Description 30.

15

Description 27

4-Bromo-5-methylindole and 6-bromo-5-methylindole (D27)

20

The title compounds were prepared as a mixture from 3-bromo-4-methylaniline using the Sundberg sequence of reactions. (J.O.C. 1984, 49, 249)

Description 28

25 **4-Bromo-5-methylindoline and 6-bromo-5-methylindoline (D28)**

The title compounds were prepared as a mixture by reduction of a mixture of 4-bromo-5-methylindole and 6-bromo-5-methylindole (D27) using a procedure similar to Description 30.

30

Description 29

5-Phenyl Indole (D29)

The title compound was prepared from 5-bromoindole and benzenboronic acid by the method of Suzuki (N. Miyaura, T Yanagi, A Suzuki, Synth. Commun, 1981, 513) in 87% yield.

35

NMR (CDCl₃) δ : 6.59-6.65 (1H, m), 7.21-7.50 (6H, m), 7.61-7.70 (2H, m), 7.86 (1H, s), 8.10-8.30 (1H, br s).

Description 30

5 **5-Phenyl Indoline (D30)**

5-Phenylindole (D29) (0.85g, 4.4 mmoles) was dissolved in glacial acetic acid (20 ml) and treated with sodium cyanoborohydride (1.34g, 22 mmoles) at ambient temperature for 2 hrs. Water (100 ml) was added and the mixture basified with
10 sodium hydroxide. Extraction with dichloromethane gave the title compound (D30) (0.8g, 93%).

NMR (CDCl₃) δ : 2.40-2.90 (1H, br s), 3.10 (2H, t, J = 8), 3.65 (2H, t, J = 8), 6.70 (1H, d, J = 10), 7.20-7.65 (7H, m).

15 **Description 31**

4,5-Dichloroindole (D31)

4,5-dichloroisatin (8.4g, 39 mmoles) was treated with lithium aluminium hydride (15.0g, 390 mmoles) in tetrahydrofuran (500 ml) under reflux. Aqueous work up
20 and treatment of the intermediate hydroxy indoline compound with p-toluene sulphonic acid in toluene gave the title compound (D31) (1.34g, 19%).

NMR (CDCl₃) δ : 6.60-6.70 (1H, m), 7.19-7.35 (3H, m), 8.10-8.45 (1H, br s).

Description 32

25 **4,5-Dichloroindoline (D32)**

4,5-Dichloroindole (D31) was reduced in the usual way with sodium cyanoborohydride in glacial acetic acid to give the title compound (D32) (1.22g, 90%)

30 NMR (CDCl₃) δ : 3.10 (2H, t, J = 8), 3.61 (2H, t, J = 8), 3.76-3.91 (1H, br s), 6.41 (1H, d, J = 10), 7.10 (1H, d, J = 10).

Description 33

6,7-Dichloroindole (D33)

35

Reduction of 6,7-dichloroisatin with lithium aluminium hydride in the usual way gave

the title compound (D33) (4.8g, 62%).

NMR (CDCl₃) δ : 6.55-6.62 (1H, m), 7.20 (1H, d, J = 8), 7.21-7.28 (1H, m), 7.49 (1H, d, J = 8), 8.25-8.55 (1H, br s)

5 **Description 34**

6,7-Dichloroindoline (D34)

6,7-Dichloroindole (D33) was reduced in the usual way with sodium cyanoborohydride in glacial acetic acid to give the title compound (D34) (1.14g, 67%).

NMR (CDCl₃) δ : 3.10 (2H, t, J = 8), 3.65 (2H, t, J = 8), 4.01-4.15 (1H, br s), 6.71 (1H, d, J = 8), 6.81 (1H, d, J = 8).

Description 35

15 **5-Chloroindoline (D35)**

5-Chloroindole was reduced in the usual way with sodium cyanoborohydride in glacial acetic acid to give the title compound (D35) (0.96g, 94%)

NMR (CDCl₃) δ : 3.01 (2H, t, J = 8), 3.55 (2H, t, J = 8), 3.67-3.80 (1H, br s), 6.52 (1H, d, J = 8), 6.93 (1H, d, J = 8), 7.05 (1H, s).

Description 36

6-Chloroindoline (D36)

25 6-Chloroindole was reduced in the usual way with sodium cyanoborohydride in glacial acetic acid to give the title compound (D36) (1.18g, 94%).

NMR (CDCl₃) δ : 2.95 (2H, t, J = 8), 3.11 (2H, t, J = 8), 3.70-3.93 (1H, br s), 6.60 (1H, s), 6.64 (1H, d, J = 8), 6.99 (1H, d, J = 8).

30 **Description 37**

2-Nitro-4,5-dichlorotoluene (D37)

Nitration of 3,4-dichlorotoluene in a mixture of concentrated sulphuric and nitric acids gave the title compound (D37) (4.2g, 41%).

35 NMR (CDCl₃) δ : 2.60 (3H, s), 7.49 (1H, s), 8.15 (1H, s).

Description 38**5,6-Dichloroindole (D38)**

The title compound was prepared using the Leimgruber procedure (A.D. Batcho, W. Leimgruber, Organic Synthesis Collective Volume (VIII), p34) on 2-nitro-4,5-dichlorotoluene (D37) to give (D38) (1.3g, 72%).

NMR (CDCl₃) δ : 6.48-6.52 (1H, m), 7.22-7.25 (1H, m), 7.50 (1H, s), 7.73 (1H, s), 8.01-8.31 (1H, br s).

10 Description 39**5,6-Dichloroindoline (D39)**

5,6-Dichloroindole (D38) was reduced in the usual way with sodium cyanoborohydride in glacial acetic acid to give the title compound (D39) (1.18g, 90%).

15 NMR (CDCl₃) δ : 3.01 (2H, t, J = 8), 3.63 (1H, t, J = 8), 3.75-3.91 (1H, br s), 6.70 (1H, s), 7.15 (1H, s).

Description 40**5- (3-Thienyl) indole (D 40)**

20

The title compound was prepared as in (D29) from 5-bromoindole and thiophene-3-boronic acid to give (D40) (1.1 g, 100%).

NMR (CDCl₃) δ : 6.55-6.61 (1H, m), 7.19-7.51 (6H, m), 7.88 (1H, s), 8.10-8.28 (1H, br s).

25

Description 41**5- (3-Thienyl) indoline (D41)**

5-(3-Thienyl) indole D40 was reduced in the usual way with sodium cyanoborohydride in glacial acetic acid to give the title compound (D41) (1.0g, 100%).

30 NMR (CDCl₃) δ : 3.09 (2H, t, J = 8), 3.62 (2H, t, J = 8), 3.70 - 3.92 (1H, br s), 6.68 (1H, d, J = 6), 7.25 - 7.45 (5H, m).

Description 42**5-Trifluoromethylindole (D42)**

The title compound was prepared from 4-aminobenzotrifluoride using the method of Sundberg to give (D42) (0.22g).

NMR (CDCl₃) δ : 6.51 -6.60 (1H, m), 7.21 - 7.30 (1H, m), 7.35 - 7.42 (2H, m), 7.88 (1H, s), 8.15 - 8.45 (1H, br s).

Description 43**5-Trifluoromethylindoline (D43)**

5-Trifluoromethylindole (D42) was reduced in the usual way with sodium cyanoborohydride in glacial acetic acid to give the title compound (D43) (0.18g, 83%)

NMR (CDCl₃) δ : 3.08 (2H, t, J = 8), 3.65 (2H, t, J = 8), 3.88 - 4.12 (1H, br s), 6.60 (1H, d, J = 6), 7.23 - 7.35 (2H, m).

Description 44**5-Chloro-6-methylindole (D44)**

20

The title compound was prepared using the Leimgruber procedure on 2-chloro-5-nitro para-xylene to give (D44) (0.64g, 72%).

NMR (CDCl₃) δ : 2.65 (3H, s), 6.62-6.68 (1H, m), 7.30 - 7.34 (1H, m), 7.40 (1H, s), 7.81 (1H, s), 8.10 - 8.30 (1H, br s).

25

Description 45**5-Chloro-6-methylindoline (D45)**

5-Chloro-6-methylindole (D44) was reduced in the usual way with sodium cyanoborohydride in glacial acetic acid to give the title compound (D45) (0.61, 94%).

NMR (CDCl₃) δ : 2.22 (3H, s), 2.95 (2H, t, J = 8), 3.51 (2H, t, J = 8), 3.60 - 3.75 (1H, br s), 6.51 (1H, s), 7.03 (1H, s).

Description 46**N-Acetyl-5-(N,N-dimethylamino)indoline (D46)**

5 A mixture of N-Acetyl-5-nitroindoline (1g, 4.9mmol), aqueous formaldehyde (37%) (1.1ml) and 10% palladium on carbon (0.1g) in ethanol (18ml) was hydrogenated at 45 psi overnight. Filtration through celite, followed by evaporation of the solvent under reduced pressure afforded the title compound (D46) as a white solid (0.96g, 97%).

10 H NMR (CDCl₃) δ : 2.2 (3H, s, N-Ac), 2.91 (6H, s, NMe₂), 3.18 (2H, t), 4.04 (2H, t), 6.6 (2H, m), 8.09 (1H, d).

Description 47**6-Chloro-5-methylthioindole and 4-chloro-5-methylthioindole**

15 3-Chloro-4-methylthioaniline (Lauterbach *et al*, patent Ger. Offen. 1, 141, 183) was converted to a 1:1 mixture of the title compounds by the method developed by Sundberg (J. Org. Chem., 1984, 49, 249) in an overall yield of 34%. The isomers were separated by chromatography on silica-gel using 15% diethylether in petroleum ether (40-60°) to give in order of elution the 6-chloro isomer and the 4-chloro isomer.

20 6-Chloro-5-methylthioindole: NMR (CDCl₃) δ : 2.50 (3H, s), 6.50 (1H, m), 7.18 (1H, m), 7.47 (1H, s), 7.57 (1H, s), 8.12 (1H, b).

4-chloro-5-methylthioindole: NMR (CDCl₃) δ : 2.51 (3H, s), 6.62 (1H, m), 7.20-7.30 (3H, m), 8.24 (1H, b).

25 Description 48**6-Chloro-5-methylthioindoline (D48)**

30 6-Chloro-5-methylthioindole (D47) (0.72g, 3.65mmol) was treated with sodium cyanoborohydride as in the method of Description 10 to give the title compound (0.72g, 98%) as a pale yellow oil.

NMR (CDCl₃) δ : 2.40 (3H, s), 3.00 (2H, t, J = 8), 3.59 (2H, t, J = 8), 3.81 (1H, b), 6.66 (1H, s), 7.13 (1H, s).

Description 49**4-Chloro-5-methylthioindoline (D49)**

4-Chloro-5-methylthioindole (D47) (0.89g, 4.49mmol) was treated with sodium
5 cyanoborohydride according to the procedure of Description 10 to afford the title
compound (0.90g, 100%) as a pale yellow oil.

NMR (CDCl₃) δ: 2.40 (3H, s), 3.10 (2H, t, J = 8), 3.64 (1H, t, J = 8), 3.88 (1H, b),
6.48 (1H, d, J = 7), 7.09 (1H, d, J = 7).

10 Description 50**5-Bromoindoline (D50)**

5-Bromoindole (0.7g, 3.6mmol) was treated with sodium cyanoborohydride as in the
method of Description 10 to yield the title compound (0.5g, 71%).

15 NMR (D₆-DMSO) δ: 2.91 (2H, t, J = 8), 3.40 (2H, t, J = 8), 5.64 (1H, s), 6.42 (1H,
d, J = 8), 7.02 (1H, d, J = 8), 7.13 (1H, s).

Description 51**6-Chloro-5-ethylindole and 4-chloro-5-ethylindole**

20

3-Chloro-4-ethylaniline (J.P. Lampooy *et al*, J. Med. Chem, 1973, 16, 765) was
converted to a 2:1 mixture of the title compounds by the method developed by
Sundberg (J. Org. Chem., 1984, 49, 249) in an overall yield of 21%. Fractional
crystallisation from petroleum ether gave the 6-chloro isomer (0.72g). The mother
25 liquors were concentrated to afford a mixture of the title compounds.

6-chloro-5-ethylindole: NMR (CDCl₃) δ: 1.30 (3H, t, J= 8), 2.83 (2H, q, J=8), 6.48
(1H, m), 7.17 (1H, m), 7.41 (1H, s), 7.48 (1H, s), 8.04 (1H, b)

4-Chloro-5-ethylindole -(as component of a mixture): NMR (CDCl₃) δ: 1.31 (3H, t,
J = 8), 2.83 (2H, J = 8), 6.62 (1H, m), 7.10 - 7.20 (3H, m), 8.10 (1H, b).

30

Description 52**6-Chloro-5-ethylindoline (D52)**

6-Chloro-5-ethylindole (D51) (0.62g, 3.46mmol) was treated with sodium
35 cyanoborohydride as in the method of Description 10 to give the title compound
(0.485g, 77%) as a yellow oil.

NMR (CDCl₃) δ : 1.17 (3H, t, J = 8), 2.62 (2H, q, J = 8), 2.96 (2H, t, J = 8), 3.53 (2H, t, J = 8), 3.72 (1H, b), 6.60 (1H, s), 6.95 (1H, s).

Description 53

5 6-Chloro-5-propylindole and 4-Chloro-5-propylindole

3-Chloro-4-propylaniline (prepared according to general procedure described by J. P. Lampooy *et al*, J. Med. Chem, 1973, 16, 765) was converted to a 7:5 mixture of the title compounds by the method developed by Sundberg (J. Org. Chem., 1984, 49,
10 249) in an overall yield of 14%. The isomers were separated by chromatography on silica-gel using 5% ethyl acetate in petroleum ether (60-80°C) to give in order of elution the 6-chloro isomer and the 4-chloro isomer.

6-Chloro-5-propylindole:

NMR (CDCl₃) δ : 1.00 (3H, t, J = 8), 1.68 (2H, m, J = 8), 2.78 (2H, t, J = 8), 6.47
15 (1H, m), 7.16 (1H, m), 7.39 (1H, s), 7.45 (1H, s), 8.04 (1H, b).

4-Chloro-5-propylindole

NMR (CDCl₃) δ : 1.03 (3H, t, J = 8), 1.69 (2H, m, J = 8), 2.79 (2H, t, J = 8), 6.63 (1H, m), 7.12-7.25 (3H, m), 8.20 (1H, b).

20 Description 54

6-Chloro-5-propylindoline (D54)

6-chloro-5-propylindole (D53) (0.063g, 0.33mmol) was treated with sodium cyanoborohydride as in the method of Description 10 to give the title compound
25 (0.06g, 94%) as a yellow oil.

NMR (CDCl₃) δ : 0.95 (3H, t, J = 8), 1.60 (2H, m, J = 8), 2.58 (2H, t, J = 8), 3.00 (2H, t, J = 8), 3.55 (2H, t, J = 8), 6.61 (1H, s), 6.93 (1H, s).

Description 55

30 6-Chloro-5-*tert*-butylindole and 4-Chloro-5-*tert*-butylindole

3-Chloro-4-*tert*-butylaniline (prepared by the general procedure described by J. P. Lampooy *et al*, J. Med. Chem., 1973, 16, 765) was converted to a 5:4 mixture of the title compounds by the method developed by Sundberg (J. Org. Chem., 1984, 49,
35 249) in an overall yield of 37%. The isomers were separated by column chromatography on silica gel using 5% ethylacetate in petroleum ether (60-80°C) to

give in order to elution the 6-Chloro isomer and the 4-Chloro isomer.

6-Chloro-5-*tert*-butylindole: NMR (CDCl₃) δ: 1.54 (9H, s), 6.50 (1H, m), 7.17 (1H, m), 7.41 (1H, s), 7.69 (1H, s), 8.02 (1H, b).

4-Chloro-5-*tert*-butylindole: NMR (CDCl₃) δ: 1.55 (9H, s), 6.70 (1H, m), 7.15-7.28
5 (3H, m).

Description 56

6-Chloro-5-*tert*-butylindoline (D56)

10 6-Chloro-5-*tert*-butylindole (D55) (0.29 g, 1.40mmol) was treated with sodium cyanoborohydride as in the method of Description 10 to give the title compound (0.21 g, 72%) as a yellow oil.

NMR (CDCl₃) δ: 1.38 (9H, s), 2.89 (2H, t, J = 8), 3.46 (2H, t, J = 8), 3.60 (1H, b), 6.53 (1H, s), 7.09 (1H, s).

15

Description 57

4-Chloro-5-*tert*-butylindoline (D57)

4-Chloro-5-*tert*-butylindole (D56) (0.63 g, 3.06 mmol) was treated with sodium
20 cyanoborohydride as in the method of Description 10 to give the title compound (0.5 g, 79%) as a yellow oil.

NMR (CDCl₃) δ: 1.44 (9H, s), 3.09 (2H, t, J = 8), 3.58 (2H, b, J = 8), 3.76 (1H, b), 6.47 (1H, d), 7.07 (1H, d).

25 **Description 58**

6-Chloro-5-isopropylindole and 4-Chloro-5-isopropylindole

3-Chloro-4-isopropylaniline (prepared by general procedure described by J. P. Lampooy *et al.*, J. Med. Chem., 1973, 16, 765) was converted to a 7:6 mixture of the
30 title compounds by the method developed by Sundberg (J. Org. Chem., 1984, 49, 249) in an overall yield of 51%. Fractional crystallisation from petroleum ether gave pure 6-chloro isomer (1.27g) and the remainder as a mixture.

6-Chloro-5-isopropylindole: NMR (CDCl₃) δ: 1.31 (6H, d, J = 8), 3.43 (1H, m), 6.48 (1H, m), 7.13 (1H,m), 7.37 (1H, s), 7.54 (1H, s), 7.98 (1H, b).

35 4-Chloro-5-isopropylindole-(as component of mixture): NMR (CDCl₃) δ: 1.29 (6H, d, J = 8), 3.58 (1H, m), 6.63 (1H, m), 7.08-7.20 (3H, m), 8.02 (1H, b).

Description 59**6-Chloro-5-isopropylindoline (D59)**

5 6-Chloro-5-isopropylindole (D58) (0.5g, 2.60mmol) was treated with sodium cyanoborohydride as in the method of Description 10 to give the title compound (0.4g, 79%) as a yellow oil.

NMR (CDCl₃) δ: 1.19 (6H, d, J = 8), 2.96 (2H, t, J = 8), 3.30 (1H, m), 3.52 (2H, t, J = 8), 3.65 (1H, b), 6.57 (1H, s), 7.02 (1H, s).

10

Description 60**1-Acetyl-6-chloro-5-iodoindoline (D60)**

1-Acetyl-6-chloroindoline (0.3g, 1.53mmol) and iodine monochloride (2.48g, 15.3mmol) in acetic acid (25ml) were heated under reflux for 48 hours. After cooling the mixture was partitioned between ethyl acetate and 10% aqueous NaOH. The organic extract was washed with aqueous Na₂SO₃ dried (Na₂SO₄) & evaporated to dryness under reduced pressure. Chromatography on silica gel using dichloromethane afforded the title compound (0.19g, 39%).

20 NMR (CDCl₃) δ: 2.20 (3H, s), 3.13 (2H, t, J = 8), 4.08 (2H, t, J = 8), 7.59 (1H, s), 8.32 (1H, s).

Description 61**1-Acetyl-6-chloro-5-vinylindoline (D61)**

25

1-Acetyl-6-chloro-5-iodoindoline (D60) (0.19g, 0.6mmol) was treated with vinyl tributyltin as in the method developed by Stille (A. M. Echavarren and J. K. Stille, J. Am. Chem. Soc., 1987, 109, 5478) to give the title compound (0.13g) as a brown oil which was used without further purification.

30 NMR (CDCl₃) δ: 2.20 (3H, s), 3.13 (2H, t, J = 8), 4.09 (2H, b, J = 8), 5.27 (1H, d, J = 10), 5.62 (1H, d, J = 15), 7.36 (1H, s), 8.20 (1H, s).

Description 62**6-Chloro-5-vinylindoline (D62)**

35

1-Acetyl-6-chloro-5-vinylindoline (D61) (0.13g), and 10% aqueous NaOH (5ml)

were heated at reflux in ethanol (20ml) for 2.5 hours, cooled and treated with an excess of saturated aqueous NH_4Cl . The mixture was partitioned between ethyl acetate and brine. The organic extracts were dried (Na_2SO_4) and evaporated to dryness under reduced pressure affording the title compound as a brown oil (0.13g)

5 which was used without further purification.

NMR (CDCl_3) δ : 3.02 (2H, t, J = 8), 3.60 (2H, t, J = 8), 5.14 (1H, d, J = 11), 5.55 (1H, d, J = 15), 6.59 (1H, s), 7.34 (1H, s).

Description 63

10 6-Chloro-5-ethylthioindole and 4-Chloro-5-ethylthioindole

3-Chloro-4-ethylthioaniline (Lauterbach *et al.*, patent Ger. Offen. 1, 141, 183) was converted to a 5:3 mixture of the title compounds by the method developed by Sundberg (J. Org. Chem., 1984, 49, 249) in an overall yield of 11%. The isomers
15 were separated by chromatography on silica gel using 0-10% ethyl acetate in petroleum ether (60-80°C) to give in order of elution the 6-chloro isomer and the 4-chloro isomer.

6-Chloro-5-ethylthioindole: NMR (CDCl_3) δ : 1.29 (3H, t, J = 7), 2.93 (2H, q, J = 7), 6.47 (1H, m), 7.15 (1H, m), 7.43 (1H, s), 7.71 (1H, s), 8.13 (1H, b).

20 4-Chloro-5-ethylthioindole: NMR (CDCl_3) δ : 1.30 (3H, t, J = 7), 2.94 (2H, q, J = 7), 6.67 (1H, m), 7.18-7.28 (3H, m), 8.30 (1H, b).

Description 64

6-Chloro-5-ethylthioindoline (D64)

25

6-Chloro-5-ethylthioindole (D63) (0.35g, 1.67mmol) was treated with sodium cyanoborohydride as in the method of Description 10 to give the title compound (0.18g, 57%) as a yellow oil.

30 NMR (CDCl_3) δ : 1.24 (3H, t, J = 7), 2.83 (2H, q, J = 7), 3.00 (2H, t, J = 8), 3.60 (2H, t, J = 8), 3.87 (1H, b), 6.68 (1H, s), 7.20 (1H, s).

Description 65

6-Chloro-5-isopropylthioindole & 4-Chloro-5-isopropylthioindole

35 3-Chloro-4-isopropylthioaniline (Lauterbach *et al.*, patent Ger. Offen. 1, 141, 183) was converted to a 2:1 mixture of the title compound by the method developed by

Sundberg (*J. Org. Chem.*, 1984, 49, 249) in an overall yield of 30%. The isomers were separated by chromatography on silica gel using 10-40% diethyl ether in petroleum ether (60-80°C) to give in order of elution the 6-chloro isomer and the 4-chloro isomer.

5 6-Chloro-5-isopropylthioindole: NMR (CDCl₃) δ: 1.28 (6H, d, J = 7), 3.43 (1H, m, J = 7), 6.51 (1H, m), 7.18 (1H, m), 7.48 (1H, s), 7.83 (1H, s), 8.26 (1H, b).

4-Chloro-5-isopropylthioindole: NMR (CDCl₃) δ: 1.29 (6H, d, J = 7), 3.43 (1H, m, J = 7), 6.67 (1H, m), 7.20-7.30 (3H, m), 8.32 (1H, b).

10 **Description 66**

6-Chloro-5-isopropylthioindoline (D66)

6-Chloro-5-isopropylthioindole (D65) (0.49g, 2.16mmol) was treated with sodium cyanoborohydride as in the method of Description 10 to give the title compound
15 (0.35g, 71%) as a yellow oil.

NMR (CDCl₃) δ: 1.24 (6H, d, J = 7), 2.97 (2H, t, J = 8), 3.28 (1H, m, J = 7), 3.58 (2H, t, J = 8), 3.90 (1H, b), 6.65 (1H, s), 7.22 (1H, s).

Description 67

20 **2-Chloro-5-methyl-4-nitrophenol-O-trifluoromethane sulphonate (D67)**

A solution of 2-chloro-5-methyl-4-nitrophenol (M.E. Flaugh, T.A. Crowell, J.A. Clemens, B.D. Sawyer, *J. Med. Chem.*, 1979, 22, 63.) (10.2 g, 50 mmol) in pyridine (50 ml) was treated at 0° C with triflic anhydride (9.1 ml, 15.5 g, 55 mmol). The
25 reaction mixture was warmed to room temperature over 2h, then added to ether and washed with 1M aqueous hydrochloric acid (3X), half-saturated brine (3X), brine and the ether solution dried (Na₂SO₄) and evaporated. Chromatography on silica eluting with 0-20% ethyl acetate in 40/60 petroleum ether afforded the product as a yellow crystalline solid (12.0g, 75%)

30 NMR (CDCl₃) δ : 2.65 (3H, s), 7.40 (1H, s), and 8.20 (1H, s).

Description 68

2-Chloro-5-methyl-4-nitrostyrene (D68)

35 The title compound (0.4g, 84%) was prepared by palladium (0) catalysed coupling of 2-chloro-5-methyl-4-nitrophenol-O-trifluoromethane sulphonate and vinyltributyl tin,

according to the method of Stille.

NMR (CDCl₃) δ : 2.60 (3H, s), 5.55 (1H, d, J = 12), 5.90 (1H, d, J = 16), 7.10 (1H, dd, J = 12, 16), 7.5 (1H, s), 8.05 (1H, s).

M⁺ 197 m/e C₉H₈ClNO₂ requires 197

5

Description 69

2-Chloro-5-methyl-4-nitrobenzaldehyde (D69)

10 A solution of 2-chloro-5-methyl-4-nitrostyrene (2.2g, 11.1 mmol) in dichloromethane (100 ml) was subjected to ozonolysis (-78° C, 1h) followed by quenching of the intermediate ozonide with triphenyl phosphine (3.05g, 11.6 mmol). Chromatography of the crude mixture on silica eluting with 0-10% ethyl acetate in 60/80 pet ether afforded the product as a yellow crystalline solid (1.72g, 77%).

NMR (CDCl₃) δ : 2.60 (3H, s), 7.90 (1H, s), 8.05 (1H, s), 10.50 (1H, s).

15

Description 70

2-Chloro-5-methyl-4-nitrobenzoic acid (D70)

20 A solution of 2-chloro-5-methyl-4-nitrobenzaldehyde (1.72g, 8.6 mmol) in acetic acid (20 ml) at 80° C was treated with sodium perborate (2.64g, 17.2 mmol). After 0.5 h a further portion of sodium perborate (1.32g, 8.6 mmol) was added. After 0.25h the reaction mixture was added to ethyl acetate - half saturated brine, and the organic extract dried (Na₂SO₄) and evaporated, affording the title product as a white solid (1.43g, 77%).

25 NMR (DMSO) δ : 2.50 (3H, s), 7.90 (1H, s), 8.15 (1H, s).

Description 71

Methyl-6-chloroindole-5-carboxylate (D71)

30 This was prepared (0.56g, 40%) from 2-chloro-5-methyl-4-nitrobenzoic acid by the Somei variation (Somei, M; Karasawa, Y; Shoda, T; Kaneko, C; *Chem. Pharm. Bull.* 1981, 29 (1), 249) of the Leimgruber indole synthesis.

NMR (CDCl₃) δ : 3.95 (3H, s), 6.55 (1H, m), 7.25 (1H, m), 7.45 (1H, s), 8.20 (1H, s), 8.80 (1H, b s).

35

Description 72**Methyl-6-chloroindoline-5-carboxylate (D72)**

A solution of methyl-6-chloroindole-5-carboxylate (0.73g, 3.5 mmol) in acetic acid
5 (16 ml) was treated with sodium cyanoborohydride (2.07g, 32.7 mmol). After 4h the
reaction mixture was partitioned between ethyl acetate - 10% aqueous sodium
hydroxide. The organic extract was dried (Na_2SO_4) and evaporated affording a
brown oil (0.6g). Chromatography on silica eluting with 0.2% methanol in
dichloromethane afforded the title compound as a white solid (0.19g, 26%)
10 NMR (CDCl_3) δ : 3.00 (2H, t, J = 8), 3.65 (2H, t, J = 8), 3.85 (3H, s), 6.60 (1H, s),
7.65 (1H, s).

Description 73**6-Chloro-5-iodoindole (D73)**

15

A mixture of 6-chloro-5-iodoindole and 4-chloro-5-iodoindole was prepared from 3-
chloro-4-iodoaniline by the method of Sundberg. Chromatography and
recrystallisation afforded the title compound (32g, 6% from the starting aniline).
NMR (CDCl_3) δ : 6.45 (1H,m), 7.15 (1H, m), 7.55 (1H, s), 8.10 (1H, s).

20

Description 74**6-Chloro-5-iodoindoline (D74)**

The title compound was prepared from the corresponding indole (D73) by reduction
25 with sodium cyanoborohydride in acetic acid, giving the product as a brown oil
(0.28g, 85%).
NMR (CDCl_3), 3.00 (2H, t, J = 8), 3.60 (2H, t, J = 8), 3.8 (1H, b s), 6.70 (1H, s),
7.45 (1H, s).

30 **Description 75****6-Bromoindole (D75)**

4-Bromo-2-nitrotoluene was converted to the title compound by the method of
Leimgruber (A.D. Batcho, W. Leimgruber, Organic Synthesis Collective Volume
35 (VIII), P34).

NMR (CDCl₃) δ : 6.5 (1H, m), 7.1 (1H, dd, J = 1,7), 7.20 (1H, m), 7.40 (1H, s), 7.55 (1H, d, J = 7), 8.16 (1H, b s).

Description 76

5 6-Bromoindoline (D76)

6-Bromoindole (D75) was reduced with sodium cyanoborohydride as in the method of Description 10 to yield the title compound (D76).

10 NMR (CDCl₃) δ : 2.96 (2H, t, J = 8), 3.57 (2H, t, J = 8), 3.80 (1H, bs), 6.70 (1H, d, J = 1), 6.77 (1H, dd, J = 1, 7), 6.94 (1H, d, J = 7).

Description 77

Di-[5-(6-bromoindolinyl)]disulphide (D77)

15 Bromine (1.44 ml, 27.9 mmol) in methanol (50 ml) was added dropwise over 15 min to a mixture of 6-bromoindoline (D76) (5.16g, 26.06 mmol) and potassium thiocyanate (5.06g, 52.16 mmol) in methanol (100 ml) at -5-0° C. The mixture was warmed to room temperature and stirred for 1.5 hr then evaporated to dryness. The solid residue was treated with methanol (100 ml), water (100 ml) and 10% aqueous
20 NaOH (100 ml) at room temperature for 4 hrs then partially evaporated under reduced pressure. Brine (100 ml) was added and the mixture was extracted with ethyl acetate (3 x 250 ml). The combined organic extracts were washed with brine then dried (Na₂SO₄) and evaporated to an oil which was chromatographed on silica using 30% ethyl acetate in petroleum ether as eluant to afford the title compound (3.68g, 63%) as
25 a yellow solid.

NMR (CDCl₃) δ : 2.88 (2H, t, J = 8), 3.49 (2H, t, J = 8), 6.18 (1H, bs), 6.68 (1H, s), 7.13 (1H, s).

Description 78

30 Di-[5-(1-acetyl-6-bromoindolinyl)]disulphide (D78)

Acetic anhydride (1.52 ml, 16.1 mmol) in dichloromethane (20 ml) was added dropwise over 10 min to a mixture of the disulphide (D77) (3.68g, 8.03 mmol) and triethylamine (3 ml, 21.5 mmol) in dichloromethane (100 ml) at 0° C. The mixture
35 was allowed to warm to room temperature and after 2 hr poured into 2.5 M aqueous HCl (150 ml). The aqueous was further extracted with dichloromethane (100 ml) and

the organic layers were combined, dried (Na_2SO_4) and evaporated to a solid residue which was recrystallised from ethyl acetate to give the title compound (2.77g, 63%) as an off-white solid.

5 NMR (CDCl_3) δ : 2.20 (3H, s), 3.12 (2H, t, J = 8), 4.06 (2H, t, J = 8), 7.39 (1H, s), 8.42 (1H, s).

Description 79

1-Acetyl-6-bromo-5-mercaptoindoline (D79)

10 A mixture of the diacetyl disulphide (D78) (1.5g, 2.76 mmol), triphenylphosphine (1.05g, 4 mmol) and conc. HCl (2 drops) in dioxan (15 ml) and water (3 ml) was heated at reflux for 3hr then cooled and evaporated. The residue was partitioned between dichloromethane (100 ml) and 1% aqueous NaOH (150 ml). The aqueous phase was extracted with another portion of dichloromethane (100 ml) then carefully
15 acidified with 5M aqueous HCl and extracted with dichloromethane (3 x 100 ml). The combined organics were dried (Na_2SO_4) and evaporated to afford the title compound (0.9g, 60%) as a white solid.

20 NMR (CDCl_3) δ : 2.20 (3H, s), 3.11 (2H, t, J = 8), 3.90 (1H, s), 4.04 (2H, t, J = 8), 7.15 (1H, s), 8.41 (1H, s).

Description 80

1-Acetyl-6-bromo-5-propylthioindoline (D80)

A mixture of the thiol (D79) (0.1g, 0.37 mmol), anhydrous K_2CO_3 (0.056g, 0.41
25 mmol) and 1-iodopropane (0.04 ml, 0.41 mmol) in dry DMSO (10 ml) was heated at 90° C for 0.5 hr. The reaction mixture was cooled, poured into water (100 ml) and extracted with dichloromethane (3 x 75ml). The combined organics were washed with water (150 ml), dried (Na_2SO_4) and evaporated to yield the title compound (0.12g, 100%) as an off-white solid.

30 NMR (CDCl_3) δ : 0.98 (3H, t, J = 7), 1.61 (2H, m, J = 7), 2.13 (3H, s), 2.79 (2H, t, J = 7), 3.07 (2H, t, J = 8), 4.00 (2H, t, J = 8), 7.05 (1H, s), 8.39 (1H, s).

Description 81

1-Acetyl-6-bromo-5-ethylthioindoline (D81)

35

The thiol (D79) (0.35g, 1.29 mmol) was treated with K_2CO_3 (0.20g, 1.45 mmol) and

iodoethane (0.31 ml, 3.88 mmol) in DMSO (15 ml) at the 50° C as in the method of Description 80 to afford the title compound (0.39g, 100%) as a pale yellow solid.
NMR (CDCl₃) δ : 1.25 (3H, t, J = 7), 2.12 (3H, s), 2.82 (2H, q, J = 7), 3.06 (2H, t, J = 8), 3.98 (2H, t, J = 8), 7.06 (1H, s), 8.37 (1H, s).

5

Description 82**1-Acetyl-6-bromo-5-methylthioindoline (D82)**

The thiol (D79) (0.35g, 1.29 mmol) was treated with K₂CO₃ (0.20g, 1.45 mmol) and
10 iodomethane (0.24 ml, 3.85 mmol) in DMSO (15 ml) at 50° C as in the method of Description 80 to afford the title compound (0.34g, 92%) as an off-white solid.
NMR (CDCl₃) δ : 2.12 (3H, s), 2.37 (3H, s), 3.08 (2H, t, J = 8), 3.99 (2H, t, J = 8), 6.92 (1H, s), 8.35 (1H, s).

15 **Description 83****6-Bromo-5-propylthioindoline (D83)**

The acetyl indoline (D80) (0.12g, 0.37 mmol) was treated with NaOH (1.11g, 27.75
mmol) in water (7 ml) and ethanol (4 ml) at reflux for 3 hrs. The reaction mixture
20 was cooled, diluted with water (50 ml) and extracted with dichloromethane (3 x 50 ml). The combined extracts were dried (Na₂SO₄) and evaporated to give the title compound (0.096g, 96%) as an oil.
NMR (CDCl₃) δ : 1.01 (3H, t, J = 7), 1.61 (2H, m, J = 7), 2.78 (2H, t, J = 7), 2.98 (2H, t, J = 8), 3.59 (2H, t, J = 8), 3.82 (1H, bs), 6.86 (1H, s), 7.21 (1H, s).

25

Description 84**6-Bromo-5-ethylthioindoline (D84)**

The acetyl indoline (D82) (0.38g, 1.27 mmol) was treated with NaOH (1.4g, 35
30 mmol) in water (9 ml) and ethanol (5 ml) as in the method of Description 83 to afford the title compound (0.29g, 88%) as a yellow oil.
NMR (CDCl₃) δ : 1.26 (3H, t, J = 7), 2.82 (2H, q, J = 7), 2.98 (2H, t, J = 8), 3.59 (2H, t, J = 8), 3.83 (1H, bs), 6.86 (1H, s), 7.22 (1H, s).

Description 85**6-Bromo-5-methylthioindoline (D85)**

The acetyl indoline (D82) (0.33g, 1.15 mmol) was treated with NaOH (1.5g, 37.5 mmol) in water (9 ml) and ethanol (5 ml) as in the method of Description 83 to afford the title compound (0.26g, 92%) as an oil.

NMR (CDCl₃) δ : 2.40 (3H, s), 2.98 (2H, t, J = 8), 3.58 (2H, t, J = 8), 3.80 (1H, bs), 6.84 (1H, s), 7.12 (1H, s).

10 Example 1**5-Ethylthio-1-(3-pyridylcarbamoyl) indoline (E1)**

A solution of nicotinic acid azide (85mg, 0.56 mmol) in toluene (4 ml) was heated under reflux for 1.75h, then cooled. A solution of indoline D7 (0.10g, 0.56 mmol) in dichloromethane (4ml) was added, and the mixture was stirred overnight at room temperature. The mixture was then partially evaporated *in vacuo* and a little petrol was added. The resulting precipitate was filtered off and recrystallised, firstly from dichloromethane/petrol and then from ethanol/water to give the title compound (0.138g, 82%) mp 150-151°C.

NMR (D₆ DMSO) δ : 1.18 (3H, t, J=7), 2.88 (2H, q, J=7), 3.18 (2H, t, J=8), 4.14 (2H, t, J=8), 7.14 (1H, d, J=8), 7.22 (1H, s), 7.32 (1H, dd, J=7,5), 7.81 (1H, d, J=8), 7.97 (1H, d, J=7), 8.22 (1H, d, J=5), 8.73 (2H, s)

Found: C, 63.94; H, 5.71; N, 13.98%

C₁₆H₁₇N₅OS requires: C, 64.19; H, 5.72; N, 14.03%

25

Example 2**6-Chloro-5-methyl-1-(3-pyridylcarbamoyl)indoline (E2)**

Nicotinoyl azide (0.111g, 0.75 mmol) was heated at reflux under Ar in dry toluene (8ml) for 45min, and cooled to ambient temperature. This solution was filtered, through a small cotton-wool plug, into a stirred solution of 6-chloro-5-methylindoline (D10) (0.105g, 0.63 mmol), with immediate precipitation. The suspension was stirred for 30min, and the solid was filtered off and dried *in vacuo* at 60°C, giving the title compound (0.113g, 62%) as a white powder, m.p. 221-222½°C.

NMR (DMSO-D₆) δ : 2.25 (3H, s), 3.15 (2H, t, J=8), 4.16 (2H, t, J=8), 7.17 (1H, s), 7.33 (1H, dd, J=8, 4), 7.88 (1H, s), 7.98 (1H, dm), 8.23 (1H, dd, J=5,2), 8.75 (2H,m).

Found: C, 62.6; H, 5.0; N, 14.6%

C₉H₁₀ClN requires: C, 62.6; H, 4.9; N, 14.6%

Found: M⁺ 287, 289, C₉H₁₀ClN requires: 287, 289

5 Example 3

6-Chloro-5-methyl-1-(3-pyridylcarbamoyl)indoline and 4-chloro-5-methyl-1-(3-pyridylcarbamoyl)indoline (E3)

These were prepared, as a mixture, from the mixture of 6-chloro-5-methylindoline
10 and 4-chloro-5-methylindoline (0.47g, 2.8 mmol), prepared as described in
Description 11, following the procedure of Example 2. This gave a mixture of the
title compounds (0.66g, 81%), in approximate proportions 2:1.

4-chloroisomer (as component of mixture), NMR (DMSO-D₆)δ: 2.26 (3H, s), 3.17
(2H, t, J=8), 4.19 (2H, t, J=8), 7.11 (1H, d, J=8), 7.32 (1H, dd, J=8, 4), 7.71 (1H, d,
15 J=8), 7.98 (1H, m), 8.23 (1H, m), 8.74 (2H, m)

Mixture: Found: C, 62.8; H, 5.0; N, 14.5%

C₉H₁₀ClN requires C, 62.6; H, 4.9; N, 14.6%

Found: M⁺ 287, 289, C₉H₁₀ClN requires 287, 289.

20 Example 4

5-(N,N-Dimethylamino)-1-(3-pyridylcarbamoyl) indoline (E4)

5-(N,N-dimethylamino)indoline (D13) (0.29g, 1.79 mmol) was added to solution of
3-pyridylisocyanate derived from nicotinoyl azide (0.52g, 1.2eq) heated at reflux in
25 dry toluene for 1.5h. The solution was allowed to stand overnight evaporated under
reduced pressure and purified by column chromatography (SiO₂, CHCl₃/MeOH 2-
5%) to afford a pale blue oil which on trituration with Et₂O afforded a pale blue solid
(550mg, 99%).

NMR (D₆ DMSO) δ: 2.82 (6H, s), 3.14 (2H, t), 4.08 (2H, t), 6.53 (1H, dd), 6.68
30 (1H, d), 7.70 (1H, d), 7.98 (1H, dd), 8.20 (1H, m), 8.58 (1H, s), 8.72 (1H, d)

Found: C, 65.56; H, 6.30; N, 19.25%

C₁₆H₁₈N₄O $\frac{2}{3}$ H₂O requires C, 65.31; H, 6.35; N, 19.05%

Found: M⁺ 282, C₁₆H₁₈N₄O requires 282

Example 5**5-Iodo-1-(3-pyridylcarbamoyle)indoline (E5)**

- The title compound was prepared in 73% from nicotinic acid azide and 5-iodoindoline using a procedure similar to that for Example 1, m.p. 210-215° C.
- 5 NMR (D₆-DMSO) δ 3.13 (2H, t, J 8), 4.08 (2H, t, J 8), 7.27 (1H, m), 7.40 (1H, m), 7.48 (1H, s), 7.63 (1H, d, J 8), 7.91 (1H, m), 8.17 (1H, m), 8.68 (2H, m).
- Found: C, 46.38; H, 3.49; N, 11.45%
- C₁₄H₁₂N₃O I requires C, 46.05; H, 3.31; N, 11.51%
- 10 Found: M⁺ 365, C₁₄H₁₂N₃OI requires 365

Example 6**5-Nitro-1-(3-pyridylcarbamoyle) indoline hydrochloride**

- 15 This material was prepared from nicotinoyl azide (0.43g, 2.9 mmol) and 5-nitroindoline (0.38g, 2.3 mmol), and conversion of the precipitated urea to the salt using excess HCl in ether, following the procedure of Example 2. This gave the title compound (0.64 g, 76%) as a light yellow powder, m.p. 244-7° C (dec.).
- NMR (DMSO-d₆) δ : 3.32 (2H, t, J = 8), 4.35 (2H, t, J = 8), 7.8-8.2 (4H, m), 8.5-8.65
- 20 (2H, m), 9.14 (1H, d, J = 2), 9.78 (1H, s).
- M.S. (C.I.) (M/Z) [M+H]⁺ = 285. C₁₄ H₁₂ N₄ O₃. HCl requires [M+H]⁺ = 285.

Example 7**5-Methylthio-1-(3-pyridylcarbamoyle) indoline (E7)**

- 25 A solution of nicotinoyl azide (0.3g, 2.0mmol) in toluene (14ml) was heated under reflux for 1.25h. After cooling, a solution of indoline (D19, 0.32g, 1.9mmol) was added and the mixture was stirred at room temperature overnight. The precipitate was filtered off, washed with petrol and dried. Recrystallisation from 50% aqueous
- 30 ethanol gave the title compound (0.43g, 77%), mp. 160-162° C
- NMR (d₆ - DMSO) δ 2.44 (3H, s), 3.18 (2H, t, J=8), 4.15 (2H, t, J=8), 7.08 (1H, d, J = 7), 7.19 (1H, s), 7.33 (1H, dd, J = 7,5), 7.82 (1H, d, J = 7), 7.98 (1H, d, J = 7), 8.22 (1H, d, J = 5), 8.74 (1H, s).
- Found: C, 63.03; H, 5.37; N, 14.58%
- 35 C₁₅ H₁₅ N₃ OS requires C, 63.13; H, 5.30; N, 14.72%

Example 8**5-(2-Propyl)-1-(3-pyridylcarbamoyle)indoline (E8)**

The title compound was prepared from D18 according to the procedure of example 2.

- 5 In this case evaporation of dichloromethane from the final mixture was required to give a precipitate which was filtered off, washed with petrol and dried to give the product (0.485g, 45%), m.p. 163-165° C.

NMR (D₆-DMSO) δ : 1.18 (6H, d, J = 7), 2.83 (1H, m, J = 7), 3.18 (2H, t, J = 8), 4.13 (2H, t, J = 8), 7.00 (1H, d, J = 7), 7.10 (1H, s), 7.32 (1H, dd, J = 7,5), 7.77 (1H, 10 d, J = 7), 7.99 (1H, dm, J = 7), 8.22 (1H, d, J = 5), 8.69 (1H, s), 8.74 (1H, d, J = 2).

Found: C, 72.14; H, 6.75; N, 15.12 %

C₁₇H₁₉N₃O requires C, 72.57; H, 6.81; N, 14.93 %

Example 9

- 15 **4,6-Dichloro-5-methyl-1-(3-pyridylcarbamoyle)indoline (E9)**

The title compound was prepared from D22 and nicotinoyl azide according to

Example 2. Amount Prep = 1g (27%) (recryst. DCM/EtOH) Mpt - 234° C - 235° C

- 20 NMR (250 MHz, DMSO d₆) δ_H: 8.82 (s, 1H, Ar), 8.7 (m, 1H, Ar), 8.25 (d, 1H, Ar, J = 5.2 Hz), 7.95 (m, 1H, Ar), 7.32 (m, 1H, Ar), 4.20 (t, 2H, J = 8Hz), 3.17 (t, 2H, J = 8Hz), 2.32 (s, 3H, CH₃)

Analysis:

	Required %	Found %
C	55.92	55.89
H	4.07	4.16
N	13.04	13.16

M⁺ = 322, C₁₅H₁₃N₃Cl₂O requires 322

- 25 **Example 10**

6-Fluoro-5-methyl-1-(3-pyridylcarbamoyle)indoline (E10)

The title compound was prepared from 6-fluoro-5-methylindoline (D24) and nicotinoyl azide using a procedure similar to that in Example 2. Recrystallisation from ethanol afforded the pure product, m.p. 203-205° C.

- 30 NMR (D₆-DMSO) δ : 2.15 (3H, s), 3.15 (2H, t, J = 9), 4.18 (2H, t, J = 9), 7.08 (1H, d, J = 8), 7.35 (1H, m), 7.59 (1H, d, J = 8), 7.99 (1H, m), 8.23 (1H, m), 8.74 (2H, m).
M⁺ 271, C₁₅H₁₄FN₃O requires 271

Example 11 and Example 12**6-Iodo-5-methyl-1-(3-pyridylcarbamoyl)indoline (E11)****4-Iodo-5-methyl-1-(3-pyridylcarbamoyl)indoline (E12)**

5

The title compounds were prepared from a mixture of 4-iodo-5-methylindoline and 6-iodo-5-methylindoline (D26) and nicotinoyl azide using a procedure similar to that in Example 2. HPLC separation furnished a pure sample of each isomer.

10 E11: NMR (D_6 -DMSO) δ : 2.32 (3H, s), 3.13 (2H, t, J = 9), 4.15 (2H, t, J = 9), 7.19 (1H, s), 7.33 (1H, m), 7.98 (1H, m), 8.23 (1H, m), 8.34 (1H, s), 8.73 (1H, m).

E12: NMR (D_6 -DMSO) δ : 2.33 (3H, s), 3.11 (2H, t, J = 9), 4.17 (2H, t, J = 9), 7.09 (1H, d, J = 8), 7.34 (1H, m), 7.76 (1H, d, J = 8), 7.97 (1H, m), 8.23 (1H, m), 8.71 (1H, s), 8.74 (1H, m).

15 **Example 13 and Example 14****6-Bromo-5-methyl-1-(3-pyridylcarbamoyl)indoline (E13)****4-Bromo-5-methyl-1-(3-pyridylcarbamoyl)indoline (E14)**

20 The title compounds were prepared from a mixture of 4-bromo-5-methylindoline and 6-bromo-5-methylindoline (D28) and nicotinoyl azide using a procedure similar to Example 1, HPLC separation furnished a pure sample of each isomer.

E13: NMR ($CDCl_3$) δ : 2.34 (3H, s), 3.20 (2H, t, J = 9), 4.12 (2H, t, J = 9), 6.42 (1H, b s), 7.04 (1H, s), 7.27 (1H, m), 8.11 (1H, m), 8.16 (1H, s), 8.35 (1H, m), 8.50 (1H, s).

25 E14: NMR ($CDCl_3$) δ : 2.36 (3H, s), 3.27 (2H, t, J = 9), 4.15 (2H, t, J = 9), 6.45 (1H, b s), 7.09 (1H, d, J = 8), 7.28 (1H, m), 7.75 (1H, d, J = 8), 8.09 (1H, m), 8.32 (1H, m), 8.50 (1H, s).

Example 1530 **5-Phenyl-1-(3-pyridylcarbamoyl)indoline (E15)**

The title compound was prepared as in the method of (Example 2) from 3-pyridyl isocyanate and 5-phenylindoline (D30) to give (E15) (0.73g, 52%) m.p. 241-2° C.

35 NMR ($DMSO-d_6$) δ : 3.25 (2H, t, J = 8), 4.19 (2H, t, J = 8), 7.23 - 7.69 (8H, m), 7.89-8.03 (2H, m), 8.09-8.13 (1H, m), 8.75-8.80 (2H, m).

MH^+ 316, $C_{20}H_{17}N_3O$ H^+ requires 316

Example 16**4,5-Dichloro-1-(3-pyridylcarbamoyl)indoline (E16)**

5 The title compound was prepared as in the method of (Example 2) from 3-pyridylisocyanate and 4,5-dichloroindoline (D32) to give (E16) (0.5g, 25%) m.p. > 240° C.

NMR (DMSO-d₆) δ : 3.28 (2H, t, J = 8), 4.21 (2H, t, J = 8), 7.30-7.42 (2H, m), 7.80 (1H, d, J = 8), 7.92-7.98 (1H, m), 8.20-8.24 (1H, m), 8.72 (1H, s), 8.82 (1H, s).

10

Example 17**6,7-Dichloro-1-(3-pyridylcarbamoyl)indoline (E17)**

The title compound was prepared as in the method of (Example 2) from 3-pyridylisocyanate and 6,7-dichloroindoline (D34) to give (E17) (0.84g, 46%) m.p. 178-180° C.

15 NMR (DMSO-d₆) δ: 3.11 (2H, t, J = 8), 4.19 (2H, t, J = 8), 7.21 - 7.35 (3H, m), 7.89-7.94 (1H, m), 8.09-8.12 (1H, m), 8.70 (1H, s), 9.68 (1H, s).

20 Example 18**5-Chloro-1-(3-pyridylcarbamoyl)indoline (E18)**

The title compound was prepared as in the method of (Example 2) from 3-pyridylisocyanate and 5-chloroindoline (D35) to give (E18) (1.4g, 82%) m.p. 204-5° C.

25 NMR (DMSO-d₆) δ : 3.18 (2H, t, J = 8), 4.15 (2H, t, J = 8), 7.15-7.18 (1H, m), 7.25 (1H, s), 7.27-7.35 (1H, m), 7.85 (1H, d, J = 8), 7.93-8.00 (1H, m), 8.19-8.24 (1H, m), 8.70-8.80 (2H, m)

Example 19**30 6-Chloro-1-(3-pyridylcarbamoyl)indoline (E19)**

The title compound was prepared as in the method of (Example 2) from 3-pyridylisocyanate and 6-chloroindoline (D36) to give (E19) (1.54g, 73%) m.p. 204-5° C.

NMR (DMSO- d_6) δ : 3.19 (2H, t, J = 8), 4.19 (2H, t, J = 8), 6.93-6.99 (1H, m), 7.23 (1H, d, J = 8), 7.31-7.38 (1H, m), 7.88 (1H, s), 7.94-8.02 (1H, m), 8.24 (1H, d, J = 6), 8.72 (1H, s), 8.82 (1H, s).

Found: C, 61.34; H, 4.60; N, 15.38

5 $C_{14}H_{12}N_3O$ Cl requires: C, 61.43; H, 4.42; N, 15.35

Example 20

5,6-Dichloro-1-(3-pyridylcarbamoyl)indoline (E20)

10 The title compound was prepared as in the method of (Example 2) from 3-pyridylisocyanate and 5,6-dichloroindoline (D39) to give (E20) (1.27g, 65%) m.p. 236-238° C.

NMR (DMSO- d_6) δ : 3.18 (2H, t, J = 8), 4.21 (2H, t, J = 8), 7.28-7.35 (1H, m), 7.47 (1H, s), 7.92-7.99 (1H, m), 8.00 (1H, s), 8.23 (1H, d, J = 6), 8.70 (1H, s), 8.83 (1H, s).

15

Found: C, 54.59; H, 3.81; N, 13.60

$C_{14}H_{11}N_3OCl_2$ requires: C, 54.57; H, 3.60; N, 13.64

Example 21

20 **5-(3-Thienyl)-1-(3-pyridylcarbamoyl)indoline (E21)**

The title compound was prepared as in the method of (Example 2) from 3-pyridylisocyanate and 5-(3-Thienyl)indoline (D41) to give (E21) (0.89g, 56%) m.p. 215-217° C.

25 NMR (DMSO- d_6) δ : 3.22 (2H, t, J = 8), 4.19 (2H, t, J = 8), 7.29-7.36 (1H, m), 7.49-7.62 (4H, m), 7.73 (1H, s), 7.89 (1H, d, J = 8), 7.95-8.04 (1H, m), 8.19-8.27 (1H, m), 8.73 (2H, s).

MH⁺ 322 $C_{18}H_{15}N_3OS.H^+$ requires 322

30 **Example 22**

5-Trifluoromethyl-1-(3-pyridylcarbamoyl)indoline (E22)

The title compound was prepared as in the method of (Example 2) from 3-pyridylisocyanate and 5-trifluoromethylindoline (D43) to give (E22) (0.12g, 38%)

35 m.p. 188-189° C.

NMR (DMSO- d_6) δ : 3.28 (2H, t, J = 8), 4.22 (2H, t, J = 8), 7.31-7.37 (1H, m), 7.47-7.57 (2H, m), 7.95-8.03 (2H, m), 8.24 (1H, d, J = 6), 8.75 (1H, s), 8.90 (1H, s).

MH⁺ 308 C₁₅H₁₂N₃OF₃ H⁺ requires 308

5 Example 23

5-Chloro-6-methyl-1-(3-pyridylcarbamoyl)indoline (E23)

The title compound was prepared as in the method of (Example 2) from 3-pyridylisocyanate and 5-chloro-6-methylindoline (D45) to give (E23) (0.76g, 73%)
10 m.p. 217-218° C.

NMR (DMSO- d_6) δ : 2.27 (3H, s), 3.13 (2H, t, J = 8), 4.13 (2H, t, J = 8), 7.21 (1H, s), 7.29-7.37 (1H, m), 7.82 (1H, s), 7.93-7.99 (1H, m), 8.22 (1H, d, J = 6), 8.73 (1H, s).

Found: C, 62.61; H, 5.02; N, 14.38

15 C₁₅H₁₄N₃OCl requires: C, 62.61; H, 4.90; N, 14.60

Example 24

6-Chloro-5-methyl-1-(2-methyl-4-quinolyl-1-carbamoyl)indoline (E24)

20 A solution of carbonyl diimidazole (0.41g, 2.5 mmol) in dichloromethane (30 ml) was treated with 2-methyl-4-amino-quinoline (0.37g, 2.4 mmol). The mixture was warmed to 30° C for 5 minutes then stirred at room temperature for 0.5 h.

Evaporation afforded a yellow solid which was dissolved in N,N-dimethylformamide (10 ml) and treated with a solution of 6-chloro-5-methyl-indoline (D10) (0.36g, 2.2
25 mmol) in N,N-dimethylformamide (10 ml). The mixture was heated to 100° C for 0.75 h, cooled to room temperature then added to water with vigorous stirring.

Filtration and drying afforded the crude product as a yellow solid. (0.45g).

Recrystallisation from ethanol afforded the title compound as a yellow solid (0.35g, 46%), m.p. > 230° C.

30 NMR (DMSO) δ : 2.25 (3H, s), 2.65 (3H, s), 3.15 (2H, m), 4.35 (2H, m), 7.20 (1H, bs), 7.55 (1H, m), 7.70 (2H, m), 7.90 (2H, m), 8.15 (1H, m), 8.85 (1H, b s).

M⁺ 351 C₂₀H₁₈ClN₃O requires 351

Found: C, 68.16; H, 5.34; N, 11.99

C₂₀H₁₈ClN₃O requires: C, 68.27; H, 5.16; N, 11.94.

35

Example 25**6-Chloro-5-methyl-1-(4-pyridyl-carbamoyl)indoline (E25)**

5 The title compound was prepared as a white solid from 4-aminopyridine and 6-chloro-5-methyl-indoline (D10) by the same method as for (Example 24), (0.50g, 86%) m.p. > 230° C.

NMR (DMSO) δ : 2.25 (3H, s), 3.15 (2H, t, J = 8), 4.13 (2H, t, J = 8), 7.20 (1H, s), 7.60 (2H, d, J = 7), 7.85 (1H, s), 8.35 (2H, d, J = 7), 8.90 (1H, s).

M⁺ 287 C₁₅H₁₄ClN₃O requires 287

10

Example 26**6-Chloro-5-methyl-1-(5-quinolylylcarbamoyl)indoline (E26)**

15 The title compound was prepared as a white solid from 5-aminoquinoline and 6-chloro-5-methyl-indoline (D10) by the same method as for (Example 24), (0.15g, 21%)

NMR (DMSO) δ : 2.25 (3H, s), 3.20 (2H, t, J = 8), 4.30 (2H, t, J = 8), 7.20 (1H, s), 7.50-7.60 (2H, m), 7.75 (1H, t, J = 7), 7.85 (1H, s), 7.95 (1H, d, J = 7), 8.40 (1H, d, J = 7), 8.90 (2H, m).

20 MH⁺ 338 C₁₉H₁₆ClN₃O requires 337

Example 27**6-Chloro-5-methyl-1-(3-methyl-5-isoxazolylcarbamoyl)indoline (E27)**

25 A solution of 3-amino-5-methyl-isoxazole (0.23g, 2.4 mmol) in N,N-dimethylformamide (4 ml) was treated at 0° C with sodium hydride (70 mg of 80% dispersion; 2.4 mmol). After 0.25h the mixture was added dropwise to a solution of carbonyl diimidazole (0.41g, 2.5 mmol) in N,N-dimethylformamide (4 ml), and after 5 mins the resulting solution was added to a solution of 6-chloro-5-methyl indoline
30 (D10) (0.36g, 2.2 mmol) in N,N-dimethylformamide (4 ml). The mixture was heated at 100° C for 1h, allowed to cool to room temperature, then treated with 0.1 M aqueous hydrochloric acid (30 ml). Filtration and drying afforded a brown solid (0.5 g). Recrystallisation from ethanol gave the title compound as a white solid (0.40g, 64%) m.p. > 220° C,

35 NMR (DMSO) δ : 2.20 (3H, s), 2.30 (3H, s), 3.15 (2H, t, J = 8), 4.15 (2H, t, J = 8), 6.05 (1H, s), 7.20 (1H, s), 7.75 (1H, s), 10.35 (1H, s).

M⁺ 291 C₁₄H₁₄ClN₃O₂ requires 291

Found: C, 57.73; H, 4.98; N, 14.53

C₁₄H₁₄ClN₃O₂ requires C, 57.64; H, 4.84; N, 14.40

5 **Example 28**

5-(N,N-Dimethylamino)-1-(2-methyl-4-quinolinylcarbamoyl)indoline (E28)

N-Acetyl-5-(N, N-dimethylamino)indoline (D46) (1.0g, 4.9mmol) and conc. HCl (1ml) were heated over a steam bath for 0.75h, basified with solid K₂CO₃ and then
10 extracted with chloroform (100ml). The extracts were dried (Na₂SO₄) and evaporated under reduced pressure. The residue was chromatographed on silica gel using 5-10% methanol in ethylacetate as eluent to afford 5-N,N-dimethylaminoindoline (0.69g, 87%) which was used immediately in the next step.

Carbonyl diimidazole (1.97g, 11mmol) in dry dichloromethane (40ml) was stirred as
15 4-aminoquinoline (1.75g, 11mmol) was added to give a bright yellow precipitate. After 30min, the suspension was evaporated to dryness and the residue dissolved in dry DMF (40ml). The indoline (D46) (1.79g, 11mmol) was added followed by triethylamine (1.55ml, 11mmol) and the mixture was heated to 90°C for 1h then left overnight at room temperature. Water (70ml) was added and the resulting precipitate
20 filtered off and extracted with 20% MeOH/CHCl₃. These extracts were washed with aqueous NaHCO₃, dried (Na₂SO₄), evaporated to dryness under reduced pressure and purified by chromatography on silica gel using 2-10% methanol in chloroform to afford the title compound (4.18g, 100%) as a pale yellow solid m.p. 252-253°C.
H NMR (D₆ DMSO) δ: 2.84 (6H, s, NMe₂), 3.18 (2H, t), 3.38 (3H, s), 4.30 (2H, t),
25 6.54 (1H, d), 6.70 (1H, s), 7.50 (1H, t), 7.71 (3H, m), 7.89 (1H, d), 8.13 (1H, d), 8.65 (1H, NH amide).

Found: C, 72.72; H, 6.45; N, 16.24%

C₂₁H₂₂N₄O requires: C, 72.81; H, 6.40; N, 16.17%

30 **Example 29**

6-Chloro-5-methylthio-1-(3-pyridylcarbamoyl)indoline (E29)

6-Chloro-5-methylthioindoline (D48) (0.70g, 3.51mmol) was treated with 3-pyridylisocyanate as in the procedure described in Example 1. The crude product was
35 recrystallised from ethanol/diethyl ether to give the title compound (0.91g, 81%) as a white crystalline solid m.p. 241-242°C.

NMR (D₆ DMSO) δ : 2.48 (3H, s), 3.22 (2H, t, J = 8), 4.18 (2H, t, J = 8), 7.22 (1H, s), 7.33 (1H, dd, J = 9 & 5), 7.91 (1H, s), 7.98 (1H, d, J = 9), 8.23 (1H, d, J = 5), 8.74 (1H, m), 8.80 (1H, s).

Found: C, 56.31; H, 4.56; N, 13.11%

5 C₁₅H₁₄N₃O SCl requires: C, 56.33; H, 4.41; N, 13.14%

Example 30

4-Chloro-5-methylthio-1-(3-pyridylcarbamoyl)indoline (E30)

10 4-Chloro-5-methylthioindoline (D49) (0.9g, 4.51mmol) was treated with 3-pyridylisocyanate as in the procedure described in Example 1. The crude product was filtered-off and recrystallised from ethanol to give the title compound (1.22g, 84%) as a white crystalline solid m.p. 237-241°C.

15 NMR (D₆-DMSO) δ : 2.43 (3H, s), 3.20 (2H, t, J = 8), 4.20 (2H, t, J = 8), 7.14 (1H, d, J = 7), 7.34 (1H, dd, J = 9 & 5), 7.83 (1H, d, J = 7), 8.98 (1H, d, J = 7), 8.24 (1H, d, J = 5), 8.73 (1H, m), 8.78 (1H, s).

Found: C, 55.86; H, 4.54; N, 13.11%

C₁₅H₁₄N₃O SCl requires: C, 56.33; H, 4.41; N, 13.14%

20 Example 31

5-Bromo-1-(3-pyridylcarbamoyl)indoline (E31)

25 5-Bromoindoline (D50) (0.5g, 2.5mmol) was treated with 3-pyridylisocyanate as in the method of Example 1. The product was filtered-off and recrystallised from methanol/water to afford the title compound (0.58g, 72%) as a white crystalline solid m.p. 220°C.

30 NMR (D₆-DMSO) δ : 3.21 (2H, t, J = 8), 4.18 (2H, t, J = 8), 7.27 - 7.38 (2H, m), 7.40 (1H, s), 7.81 (1H, d, J = 8), 7.97 (1H, d, J = 8), 8.23 (1H, d, J = 5), 8.73 (1H, m), 8.79 (1H, s).

Example 32

6-Chloro-5-ethyl-1-(3-pyridylcarbamoyl)indoline (E32)

35 6-Chloro-5-ethylindoline (D52) (0.42g, 2.33mmol) was treated with 3-pyridylisocyanate as in the procedure described in Example 1. The crude product was recrystallised from ethanol/diethyl ether to give the title compound (0.42g, 59%)

as a white crystalline solid m.p. = 227°C.

NMR (D₆ DMSO) δ: 1.13 (3H, t, J = 8), 2.62 (2H, q, J = 8), 3.17 (2H, t, J = 8), 4.16 (2H, t, J = 8), 7.18 (1H, s), 7.33 (1H, m), 7.87 (1H, s), 7.99 (1H, d, J = 9), 8.23 (1H, d, J = 5), 8.73 (1H, m), 8.79 (1H, s).

5 Found: C, 63.52; H, 5.43; N, 14.06%

C₁₆H₁₆N₃ClO requires: C, 63.68; H, 5.34; N, 13.92%

Example 33

6-Chloro-5-propyl-1-(3-pyridylcarbamoyl)indoline (E33)

10

6-Chloro-5-propylindoline (D54) (57mg, 0.3mmol) was treated with 3-pyridylisocyanate as in the procedure described in Example 1. The crude product was recrystallised from ethanol/diethyl ether to give the title compound as a white crystalline solid m.p. = 218-220°C

15 NMR (D₆ DMSO) δ: 1.00 (3H, t, J = 8), 1.66 (2H, q, J = 8), 2.70 (2H, t, J = 8), 3.27 (2H, t, J = 8), 4.26 (2H, t, J = 8), 7.25 (1H, s), 7.42 (1H, m), 7.98 (1H, s), 8.08 (1H, d, J = 8), 8.32 (1H, d, J = 5), 8.83 (1H, m), 8.89 (1H, s).

Example 34

20 6-Chloro-5-*tert*-butyl-1-(3-pyridylcarbamoyl)indoline (E34)

6-Chloro-5-*tert*-butylindoline (D56) (0.21g, 1.01mmol) was treated with 3-pyridylisocyanate as in the procedure described in Example 1. The product was recrystallised from ethanol/diethyl ether to give the title compound (0.12g, 25 35%) as a white crystalline solid m.p. = 200°C.

NMR (D₆ DMSO) δ: 1.40 (9H, s), 3.15 (2H, t, J = 8), 4.15 (2H, t, J = 8), 7.30 (1H, s), 7.33 (1H, m), 7.85 (1H, s), 7.98 (1H, d, J = 9), 8.22 (1H, d, J = 5), 8.73 (1H, m), 8.78 (1H, s).

Found: C, 65.13; H, 6.03; N, 13.15%

30 C₁₈H₂₀N₃OCl requires: C, 65.55; H, 6.11; N, 12.74%

Example 35

4-Chloro-5-*tert*-butyl-1-(3-pyridylcarbamoyl)indoline (E35)

35 4-Chloro-5-*tert*-butylindoline (D57) (0.45g, 3.04mmol) was treated with 3-pyridylisocyanate as in the procedure described in Example 1. The product was

recrystallised from ethanol/diethyl ether to give the title compound (0.46g, 58%) as a white crystalline solid m.p. = 174-176°C.

NMR (D₆ DMSO) δ: 1.42 (9H, s), 3.21 (2H, t, J = 8), 4.19 (2H, t, J = 8), 7.25 (1H, d, J = 7), 7.33 (1H, m), 7.70 (1H, d, J = 7), 7.99 (1H, d, J = 9), 8.22 (1H, d, 5), 8.77 (2H, m).

Found: C, 65.28; H, 6.07; N, 12.92%

C₁₈H₂₀N₃OCl requires: C, 65.55; H, 6.11; N, 12.74%.

Example 36

10 6-Chloro-5-isopropyl-1-(3-pyridylcarbamoyl)indoline (E36)

6-Chloro-5-isopropylindoline (D58) (0.4g, 2.05mmol) was treated with 3-pyridylisocyanate as in the procedure described in Example 1. The product was recrystallised from ethanol/diethyl ether to give the title compound (0.36g, 57%) as a white crystalline solid m.p. = 183-185°C.

NMR (D₆ DMSO) δ: 1.19 (6H, d, J = 8), 2.18 (2H, t, J = 8), 3.23 (1H, m, J = 8), 4.15 (2H, t, J = 8), 7.24 (1H, s), 7.33 (1H, m), 7.86 (1H, s), 7.98 (1H, d, J = 9), 8.22 (1H, d, J = 5), 8.73 (1H, m), 8.78 (1H, s).

Found: C, 64.49; H, 5.78; N, 13.49%

20 C₁₇H₁₈N₃OCl requires: C, 64.66; H, 5.75; N, 13.31%

Example 37

6-Chloro-5-vinyl-1-(3-pyridylcarbamoyl)indoline (E37)

25 6-Chloro-5-vinylindoline (D62) (0.13g, crude) was treated with 3-pyridylisocyanate as in the procedure described in Example 1. The crude product was recrystallised from ethanol/diethyl ether to give the title compound (22mg) as a yellow crystalline solid m.p. 195-200°C.

NMR (D₄ MeOD) δ: 3.20 (2H, t, J = 7), 4.18 (2H, t, J = 7), 5.25 (1H, d, J = 10), 5.68 (1H, d, J = 10), 7.00 (1H, m), 7.36 (3H, m), 7.90 (1H, s), 8.00 (2H, m).

Example 38

6-Chloro-5-ethylthio-1-(3-pyridylcarbamoyl)indoline (E38)

35 6-Chloro-5-ethylthioindoline (D64) (0.18g, 0.85mmol) was treated with 3-pyridylisocyanate as in the procedure described in Example 1. The crude product

was recrystallised from ethanol/diethyl ether to give the title compound (0.14g, 48%) as a white crystalline solid m.p. = 225-226°C.

NMR (D₄ MeOD) δ: 1.25 (3H, t, J = 7), 2.90 (2H, q, J = 7), 3.20 (2H, t, J = 7), 4.15 (2H, t, J = 7), 7.24 (1H, s), 7.37 (1H, m), 7.95 (1H, s), 8.02 (1H, d, J = 8), 8.20 (1H, d, J = 5), 8.67 (1H, s).

Example 39

6-Chloro-5-isopropylthio-1-(3-pyridylcarbamoyl)indoline (E29)

10 6-Chloro-5-isopropylthioindoline (D66) (0.35g, 1.52mmol) was treated with 3-pyridylisocyanate as in the procedure described in Example 1. The crude product was recrystallised from ethanol/diethyl ether to give the title compound (0.33g, 61%) as a white crystalline solid m.p. 199-201°C.

NMR (DMSO D₆) δ: 1.25 (6H, d, J = 7), 3.20 (2H, t, J = 8), 3.41 (1H, m, J = 7),
15 4.20 (2H, t, J = 8), 7.35 (1H, m), 7.40 (1H, s), 7.96 (1H, s), 8.00 (1H, m), 8.26 (1H, d, J = 5), 8.75 (1H, m), 8.86 (1H, s).

Example 40

Methyl-6-chloro-1-(3-pyridylcarbamoyl)-indoline-5-carboxylate (E40)

20

This was prepared as a white crystalline solid (0.17g, 57%) from methyl-6-chloroindoline-5-carboxylate using the same method as for Example 2
m.p. >210° C, NMR (DMSO) δ : 3.20 (2H, t, J = 8), 3.80 (3H, s), 4.25 (2H, t, J = 8),
7.35 (1H, m), 7.70 (1H, s), 7.95 (1H, s), 7.80 (1H, m), 8.25 (1H, m), 8.75 (1H, d, J =
25 2), 8.95 (1H, s).

m.e. 331 C₁₆H₁₄N₃O₃Cl requires 331

Found: C, 57.82; H, 4.35; N, 12.63

C₁₆H₁₄N₃O₃Cl requires C, 57.93; H, 4.25; N, 12.67

30 Example 41

6-Chloro-5-iodo-1-(3-pyridylcarbamoyl)-indoline (E41)

This was prepared from 6-chloro-5-iodoindoline (D10) using the general method as for (Example 2), giving the title compound as a white crystalline solid, m.p. >200° C.

NMR (DMSO) δ : 3.15 (2H, t, J = 8), 4.20 (2H, t, J = 8), 7.35 (1H, m), 7.75 (1H, s),
7.95 (1H, m), 8.00 (1H, s), 8.25 (1H, m), 8.70 (1H, m), 8.85 (1H, s).

m/e 399 C₁₄H₁₁ClN₃O requires 399

5 **Example 42**

6-Chloro-5-methyl-1-(5-bromo-3-pyridylcarbamoyl)-indoline (E42)

The title compound was prepared from 5-bromo-nicotinoyl azide and 6-chloro-5-
methyl indoline (D10) using the same procedure as for Example 2, affording the
10 product as a white solid (0.47g, 85%)

m/e 366 C₁₅H₁₃BrClN₃O requires 366

Found: C, 49.22; H, 3.74; N, 11.45

C₁₅H₁₃BrClN₃O requires C, 49.14; H, 3.57; N, 11.46

15 **Example 43**

6-Bromo-5-propylthio-1-(3-pyridylcarbamoyl)indoline (E43)

6-Bromo-5-propylthioindoline (D83) (0.095g, 0.35 mmol) was treated with
3-pyridylisocyanate as in the procedure described in Example 1. The product was
20 recrystallised from ethanol/diethyl ether to give the title compound (0.089 g, 65%) as
a white crystalline solid m.p. 224-226° C.

NMR (D₆ DMSO) δ : 1.00 (3H, t, J = 7), 1.59 (2H, sextuplet, J = 7), 2.91 (2H, t, J =
7), 3.18 (2H, t, J = 8), 4.18 (2H, t, J = 8), 7.29 (1H, s), 7.34 (1H, dd, J = 4, 7), 7.98
(1H, d, J = 7), 8.10 (1H, s), 8.24 (1H, d, J = 4), 8.73 (1H, m), 8.82 (1H, s).

25

Example 44

6-Bromo-5-ethylthio-1-(3-pyridylcarbamoyl)indoline (E44)

6-Bromo-5-ethylthioindoline (D84) (0.28g, 1.09 mmol) was treated with
30 3-pyridylisocyanate as in the procedure described in Example 1. The product was
recrystallised from ethanol/ diethyl ether to yield the title compound (0.29g, 70%) as
an off-white crystalline solid m.p. 226-227° C.

NMR (D₆ DMSO) δ : 1.24 (3H, t, J = 7), 2.95 (2H, q, J = 7), 3.19 (2H, t, J = 8), 4.18
(2H, t, J = 8), 7.29 (1H, s), 7.34 (1H, dd, J = 4, 7), 7.98 (1H, d, J = 7), 8.11 (1H, s),
35 8.23 (1H, d, J = 4), 8.73 (1H, m), 8.82 (1H, s).

Example 45**6-Bromo-5-methylthio-1-(3-pyridylcarbamoyl)indoline (E45)**

6-Bromo-5-methylthioindoline (D85) (0.26g, 1.06 mmol) was treated with
 5 3-pyridylisocyanate as in the procedure described in Example 1. The product was
 recrystallised from ethanol to afford the title compound (0.27g, 71%) as a white
 crystalline solid m.p. 242-244° C.

NMR (D₆ DMSO) δ : 2.47 (3H, s), 3.19 (2H, t, J = 8), 4.18 (2H, t, J = 8), 7.19 (1H,
 s), 7.34 (1H, dd, J = 4,7), 7.97 (1H, d, J = 7), 8.09 (1H, s), 8.24 (1H, d, J = 4), 8.73
 10 (1H, m), 8.81 (1H, s).

Example 46

Pharmaceutical compositions for oral administration may be prepared by combining
 the following:

1) Solid Dosage Formulation

		% w/w
15	Compound of formula 1	10%
	Magnesium stearate	0.5%
	Starch	2.0%
	HPM cellulose	1.0%
20	Microcrystalline cellulose	86.5%

The mixture may be compressed to tablets, or filled into hard gelatin capsules.

The tablet may be coated by applying a suspension of film former (e.g. HPM
 cellulose), pigment (e.g. titanium dioxide) and plasticiser (e.g. diethyl phthalate) and
 25 drying the film by evaporation of the solvent. The film coat can comprise 2.0% to
 6.0% of the tablet weight, preferably about 3.0%.

2) Capsule

		%w/w
30	Compound of formula 1	20%
	Polyethylene glycol	80%

The medicinal compound is dispersed or dissolved in the liquid carrier, with a
 thickening agent added, if required. The formulation is then enclosed in a soft
 35 gelatin capsule by suitable technology.

Example 44

A pharmaceutical composition for parenteral administration may be prepared by combining the following:

5		Preferred Level
	Compound of formula 1	1.0%
	Saline	99.0%

The solution is sterilised and sealed in sterile containers.

Pharmacological data**[³H]-mesulergine binding to rat or human 5-HT_{2C} clones expressed in 293 cells
in vitro**

5

Compounds were tested following the procedure outlined in WO 94/04533. The compounds of examples 1 to 42 have pK_i values of 6.1 to 8.7.

Reversal of MCPP-induced Hypolocomotion

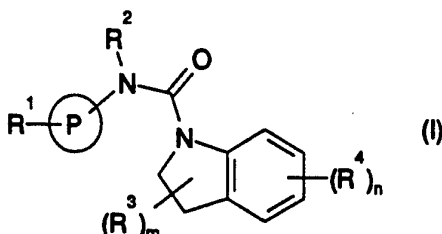
- 10 Compounds were tested following the procedure outlined in WO 94/04533. The compounds of examples 2, 29, 38 and 40 have ID₅₀'s of 0.6 to 15.9 mg/kg p.o.

Geller Seifter Procedure

- 15 The compound of example 2 was tested following the procedure outlined in WO 94/04533. The compound showed a significant increase in punished responding in the dose range 0.5 - 10 mg/kg p.o.

Claims:

1. A compound of formula (I) or a salt thereof:



5

wherein:

P represents phenyl, a quinoline or isoquinoline residue, or a 5-membered or 6-membered aromatic heterocyclic ring containing up to three heteroatoms selected from nitrogen, oxygen or sulphur;

- 10 R¹ is hydrogen, C₁₋₆ alkyl, halogen, CF₃, NR⁷R⁸ or OR⁹ where R⁷, R⁸ and R⁹ are independently hydrogen, C₁₋₆ alkyl or arylC₁₋₆alkyl;

R² is hydrogen or C₁₋₆ alkyl;

R³ is C₁₋₆ alkyl;

n is 0 to 3;

- 15 m is 0 to 4; and

R⁴ groups are independently C₁₋₆ alkyl optionally substituted by one or more halogen atoms, C₂₋₆ alkenyl, C₂₋₆ alkynyl, C₃₋₆ cycloalkyl, C₃₋₆ cycloalkyl-C₁₋₆ alkyl, C₁₋₆ alkylthio, C₃₋₆cycloalkylthio, C₃₋₆ cycloalkylC₁₋₆ alkylthio, halogen, nitro, CF₃, OCF₃, SCF₃, SO₂CF₃, SO₂F, formyl, C₂₋₆ alkanoyl, cyano, optionally substituted phenyl or thienyl, NR⁷R⁸, CONR⁷R⁸, or OR⁹ where R⁷, R⁸ and R⁹ are as defined for R¹, CO₂R¹⁰ where R¹⁰ is hydrogen or C₁₋₆ alkyl.

20

2. A compound according to claim 1 in which R¹ is hydrogen

3. A compound according to claim 1 or 2 in which R² and R³ are hydrogen.

4. A compound according to any one of claims 1 to 3 in which R⁴ is C₁₋₆alkyl or C₁₋₆alkylthio and n is 2.

25

5. A compound according to claim 4 in which P is pyridine.

6. A compound according to claim 1 which is:

5-Ethylthio-1-(3-pyridylcarbamoyl) indoline,

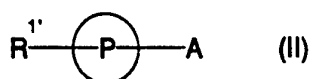
6-Chloro-5-methyl-1-(3-pyridylcarbamoyl)indoline,

- 30 6-Chloro-5-methyl-1-(3-pyridylcarbamoyl)indoline and 4-chloro-5-methyl-1-(3-pyridylcarbamoyl)indoline,

5-(N,N-Dimethylamino)-1-(3-pyridylcarbamoyl) indoline,

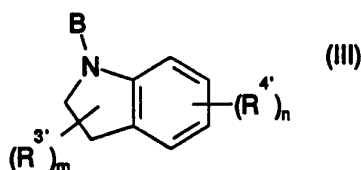
- 5-Iodo-1-(3-pyridylcarbamoyl)indoline,
5-Nitro-1-(3-pyridylcarbamoyl) indoline,
5-Methylthio-1-(3-pyridylcarbamoyl) indoline,
5-(2-Isoropyl)-1-(3-pyridylcarbamoyl)indoline,
5 4,6-Dichloro-5-methyl-1-(3-pyridylcarbamoyl)indoline,
6-Fluoro-5-methyl-1-(3-pyridylcarbamoyl)indoline,
6-Iodo-5-methyl-1-(3-pyridylcarbamoyl)indoline,
4-Iodo-5-methyl-1-(3-pyridylcarbamoyl)indoline,
6-Bromo-5-methyl-1-(3-pyridylcarbamoyl)indoline,
10 4-Bromo-5-methyl-1-(3-pyridylcarbamoyl)indoline,
5-Phenyl-1-(3-pyridylcarbamoyl)indoline,
4,5-Dichloro-1-(3-pyridylcarbamoyl)indoline,
6,7-Dichloro-1-(3-pyridylcarbamoyl)indoline,
5-Chloro-1-(3-pyridylcarbamoyl)indoline,
15 6-Chloro-1-(3-pyridylcarbamoyl)indoline,
5,6-Dichloro-1-(3-pyridylcarbamoyl)indoline,
5-(3-Thienyl)-1-(3-pyridylcarbamoyl)indoline,
5-Trifluoromethyl-1-(3-pyridylcarbamoyl)indoline,
5-Chloro-6-methyl-1-(3-pyridylcarbamoyl)indoline,
20 6-Chloro-5-methyl-1-(2-methyl-4-quinolyl-1-carbamoyl)indoline,
6-Chloro-5-methyl-1-(4-pyridyl-carbamoyl)indoline,
6-Chloro-5-methyl-1-(5-quinolylcarbamoyl)indoline,
6-Chloro-5-methyl-1-(3-methyl-5-isoxazolylcarbamoyl)indoline,
5-(N,N-Dimethylamino)-1-(2-methyl-4-quinolylcarbamoyl)indoline,
25 6-Chloro-5-methylthio-1-(3-pyridylcarbamoyl)indoline,
4-Chloro-5-methylthio-1-(3-pyridylcarbamoyl)indoline,
5-Bromo-1-(3-pyridylcarbamoyl)indoline,
6-Chloro-5-ethyl-1-(3-pyridylcarbamoyl)indoline,
6-Chloro-5-propyl-1-(3-pyridylcarbamoyl)indoline,
30 6-Chloro-5-tert-butyl-1-(3-pyridylcarbamoyl)indoline,
4-Chloro-5-tert-butyl-1-(3-pyridylcarbamoyl)indoline,
6-Chloro-5-isopropyl-1-(3-pyridylcarbamoyl)indoline,
6-Chloro-5-vinyl-1-(3-pyridylcarbamoyl)indoline,
6-Chloro-5-ethylthio-1-(3-pyridylcarbamoyl)indoline,
35 6-Chloro-5-isopropylthio-1-(3-pyridylcarbamoyl)indoline,
Methyl-6-chloro-1-(3-pyridylcarbamoyl)-indoline-5-carboxylate,

- 6-Chloro-5-iodo-1-(3-pyridylcarbamoyl)-indoline,
 6-Chloro-5-methyl-1-(5-bromo-3-pyridylcarbamoyl)-indoline,
 6-Bromo-5-propylthio-1-(3-pyridylcarbamoyl)indoline,
 6-Bromo-5-ethylthio-1-(3-pyridylcarbamoyl)indoline,
 5 6-Bromo-5-methylthio-1-(3-pyridylcarbamoyl)indoline,
 and pharmaceutically acceptable salts thereof.
7. A compound according to any one of claims 1 to 6 for use in therapy.
8. A pharmaceutical composition which comprises a compound according to any one of claims 1 to 6 and a pharmaceutically acceptable carrier or excipient.
- 10 9. A process for the preparation of a compound of formula (I) or a pharmaceutically acceptable salt thereof, which process comprises:
 the coupling of a compound of formula (II);



15

with a compound of formula (III);



- 20 wherein n, m and P are as defined in formula (I), A and B contain the appropriate functional group(s) necessary to form the moiety $-\text{NR}^{2'}\text{CO}$ when coupled, the variables $\text{R}^{1'}$, $\text{R}^{2'}$, $\text{R}^{3'}$ and $\text{R}^{4'}$ are R^1 , R^2 , R^3 , and R^4 respectively, as defined in formula (I), or groups convertible thereto, and thereafter optionally and as necessary and in any appropriate order, converting any $\text{R}^{1'}$, $\text{R}^{2'}$, $\text{R}^{3'}$ and $\text{R}^{4'}$, when other than R^1 , R^2 , R^3 , and R^4 respectively to R^1 , R^2 , R^3 , and R^4 , interconverting R^1 , R^2 , R^3 , and R^4 and forming a pharmaceutically acceptable salt thereof.
- 25
10. A method of treatment or prophylaxis of CNS and GI disorders which comprises administering to a sufferer a therapeutically effective amount of a compound of formula (I) as defined in claim 1 or a pharmaceutically acceptable salt thereof
- 30

INTERNATIONAL SEARCH REPORT

Int. onal Application No
PCT/EP 94/02148

A. CLASSIFICATION OF SUBJECT MATTER IPC 6 C07D401/12 A61K31/40 C07D413/12 C07D409/14		
According to International Patent Classification (IPC) or to both national classification and IPC		
B. FIELDS SEARCHED Minimum documentation searched (classification system followed by classification symbols) IPC 6 C07D A61K		
Documentation searched other than minimum documentation to the extent that such documents are included in the fields searched		
Electronic data base consulted during the international search (name of data base and, where practical, search terms used)		
C. DOCUMENTS CONSIDERED TO BE RELEVANT		
Category °	Citation of document, with indication, where appropriate, of the relevant passages	Relevant to claim No.
X	US,A,4 428 881 (GULF OIL CORPORATION) 31 January 1984 * column 1, table, first half * ---	1
A	WO,A,92 05170 (BEECHAM GROUP PLC) 2 April 1992 see claims ---	1,8
P,A	WO,A,94 04533 (SMITH-KLINE BEECHAM PLC) 3 March 1994 cited in the application see claims -----	1,8
<input type="checkbox"/> Further documents are listed in the continuation of box C. <input checked="" type="checkbox"/> Patent family members are listed in annex.		
° Special categories of cited documents :		
"A" document defining the general state of the art which is not considered to be of particular relevance "E" earlier document but published on or after the international filing date "L" document which may throw doubts on priority claim(s) or which is cited to establish the publication date of another citation or other special reason (as specified) "O" document referring to an oral disclosure, use, exhibition or other means "P" document published prior to the international filing date but later than the priority date claimed		"T" later document published after the international filing date or priority date and not in conflict with the application but cited to understand the principle or theory underlying the invention "X" document of particular relevance; the claimed invention cannot be considered novel or cannot be considered to involve an inventive step when the document is taken alone "Y" document of particular relevance; the claimed invention cannot be considered to involve an inventive step when the document is combined with one or more other such documents, such combination being obvious to a person skilled in the art. "&" document member of the same patent family
Date of the actual completion of the international search <p align="center">28 September 1994</p>		Date of mailing of the international search report <p align="center">12. 10. 94</p>
Name and mailing address of the ISA European Patent Office, P.B. 5818 Patentlaan 2 NL - 2280 HV Rijswijk Tel. (+ 31-70) 340-2040, Tx. 31 651 epo nl, Fax: (+ 31-70) 340-3016		Authorized officer <p align="center">Van Bijlen, H</p>

INTERNATIONAL SEARCH REPORT

International application No.

PCT/EP 94/02148

Box I Observations where certain claims were found unsearchable (Continuation of item 1 of first sheet)

This international search report has not been established in respect of certain claims under Article 17(2)(a) for the following reasons:

1. Claims Nos.:
because they relate to subject matter not required to be searched by this Authority, namely:
Although claim 10 is directed to a method of treatment of (diagnostic method practised on) the human/animal body, the search has been carried out and based on the alleged effects of the compound/composition.
2. Claims Nos.:
because they relate to parts of the international application that do not comply with the prescribed requirements to such an extent that no meaningful international search can be carried out, specifically:
3. Claims Nos.:
because they are dependent claims and are not drafted in accordance with the second and third sentences of Rule 6.4(a).

Box II Observations where unity of invention is lacking (Continuation of item 2 of first sheet)

This International Searching Authority found multiple inventions in this international application, as follows:

1. As all required additional search fees were timely paid by the applicant, this international search report covers all searchable claims.
2. As all searchable claims could be searched without effort justifying an additional fee, this Authority did not invite payment of any additional fee.
3. As only some of the required additional search fees were timely paid by the applicant, this international search report covers only those claims for which fees were paid, specifically claims Nos.:
4. No required additional search fees were timely paid by the applicant. Consequently, this international search report is restricted to the invention first mentioned in the claims; it is covered by claims Nos.:

Remark on Protest

- The additional search fees were accompanied by the applicant's protest.
- No protest accompanied the payment of additional search fees.

INTERNATIONAL SEARCH REPORT

Information on patent family members

Inte. onal Application No
PCT/EP 94/02148

Patent document cited in search report	Publication date	Patent family member(s)	Publication date
US-A-4428881	31-01-84	NONE	
WO-A-9205170	02-04-92	AU-B- 642041 AU-A- 8503891 CA-A- 2091246 EP-A- 0550507 JP-T- 6500551 US-A- 5328922	07-10-93 15-04-92 14-03-92 14-07-93 20-01-94 12-07-94
WO-A-9404533	03-03-94	AU-B- 4704693 SI-A- 9300438	15-03-94 31-03-94