



US00D928304S

(12) **United States Design Patent**
Yu

(10) **Patent No.:** **US D928,304 S**

(45) **Date of Patent:** **** Aug. 17, 2021**

(54) **FACE MASK WITH ADJUSTABLE EAR LOOPS**

FOREIGN PATENT DOCUMENTS

CN 306152333 * 11/2020
CN 306258527 * 12/2020

(Continued)

(71) Applicant: **Chi Wai Philip Yu**, Hong Kong (HK)

(72) Inventor: **Chi Wai Philip Yu**, Hong Kong (HK)

(**) Term: **15 Years**

(21) Appl. No.: **29/733,924**

(22) Filed: **May 7, 2020**

(51) **LOC (13) Cl.** **29-02**

(52) **U.S. Cl.**
USPC **D24/110.1**

(58) **Field of Classification Search**
USPC D24/110-110.4, 127-128, 164; D29/108,
D29/110-111, 129
CPC A61M 16/06; A61M 16/0622; A41D
13/1138; A41D 13/1107; A41D 13/11;
A41D 13/113; A62B 18/025; A62B
23/025; A62B 18/02; A62B 7/10; A62B
18/10; A62B 18/00; A62B 23/00; A62B
23/02

See application file for complete search history.

OTHER PUBLICATIONS

Silicon Mask Buckle for Adjusting Mask Rope. Tableclothsfactory.com. Earliest review date: Aug. 12, 2020. Retrieved from Internet: <https://tableclothsfactory.com/products/50-pcs-silicon-mask-buckle-for-adjusting-mask-rope-ear-loop-adjuster> (Year: 2020).*

Primary Examiner — Lilyana Bekic

(74) *Attorney, Agent, or Firm* — Quickpatents, LLC; Kevin Prince

(57) **CLAIM**

The ornamental design for a face mask with adjustable ear loops, as shown and described.

DESCRIPTION

FIG. 1 is a rear perspective view of a face mask with adjustable ear loops, showing my new design with an adjustment band in a forward configuration as worn during use;

FIG. 2 is a front perspective view thereof with the adjustment bands in a rearward configuration;

FIG. 3 is a front elevational view of FIG. 2;

FIG. 4 is a rear elevational view of FIG. 2;

FIG. 5 is a right-side elevational view of FIG. 2, the left-side elevational view being a mirror image thereof;

FIG. 6 is a top plan view of FIG. 2;

FIG. 7 is a bottom plan view of FIG. 2; and,

FIG. 8 is a cross-sectional view thereof, taken in the direction of line 8-8 of FIG. 5.

The broken line showing of the person in FIG. 1 depicts environment and forms no part of the claimed design. All other broken lines in the figures represent stitching, and are part of the claimed design.

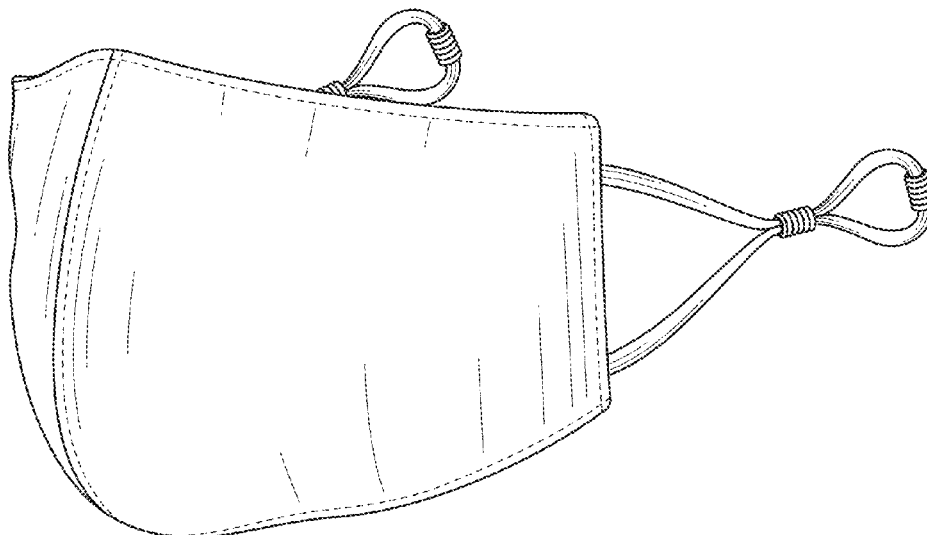
(56) **References Cited**

U.S. PATENT DOCUMENTS

2,265,529 A 12/1941 Kemp
D133,052 S 7/1942 McCormick
D141,604 S 6/1945 Kemp
D168,311 S 12/1952 Lewis
2,954,027 A 9/1960 Marasco
D219,082 S 10/1970 Bird
D248,497 S 7/1978 Slosek
D250,131 S 10/1978 Lewis
D270,110 S * 8/1983 Moore 128/201.15
D273,145 S 3/1984 Ponsi
D277,520 S 2/1985 Gregory
D310,431 S 9/1990 Bellm
4,974,605 A 12/1990 Esqueda

(Continued)

1 Claim, 6 Drawing Sheets



US D928,304 S

(56)

References Cited

U.S. PATENT DOCUMENTS

5,016,649	A	5/1991	Johnson	
D347,713	S	6/1994	Brunson	
D383,537	S	9/1997	Lunden	
5,701,892	A *	12/1997	Bledstein A41D 13/113 128/206.16
D400,674	S	11/1998	Miura	
D464,726	S	10/2002	Wolfe	
D487,312	S	3/2004	Bailey	
D511,209	S	11/2005	Callan	
D536,442	S	2/2007	Berg	
D677,779	S	3/2013	Turdjian	
D743,026	S	11/2015	Konkol, II	
D747,461	S	1/2016	Tam	
D785,780	S	5/2017	Scarborough	
D788,373	S	5/2017	Bunge	
D803,391	S	11/2017	Reese	
D810,275	S	2/2018	Amarasinghe	
D820,434	S	6/2018	Bergman	
D820,435	S	6/2018	Moulton	
D822,195	S *	7/2018	Kwong D24/110.1
D837,970	S	1/2019	Henderson	
D849,928	S	5/2019	Grover	
D849,930	S	5/2019	Walls	
D855,174	S	7/2019	Fofack	
D862,687	S	10/2019	Reilly	
D870,266	S	12/2019	Bornholdt	
D879,287	S	3/2020	Walls	
D882,755	S	4/2020	Huang	
D885,559	S *	5/2020	Gabriel D24/110.1

10,638,802	B2	5/2020	Shibata	
D898,898	S	10/2020	Walls	
D899,585	S	10/2020	Judson	
D912,801	S *	3/2021	Mills D24/110.1
2005/0133036	A1 *	6/2005	Steindorf A41D 13/11 128/206.19
2010/0031962	A1 *	2/2010	Chiu A62B 23/025 128/206.19
2010/0101584	A1 *	4/2010	Bledstein A62B 18/10 128/863
2011/0220109	A1 *	9/2011	Chiu A41D 13/113 128/206.19
2011/0296584	A1 *	12/2011	Kuo A41D 13/1161 2/206
2013/0255698	A1	10/2013	Ryou	
2014/0060550	A1	3/2014	Lai	
2015/0216241	A1	8/2015	Lee	
2018/0280738	A1 *	10/2018	Gabriel A62B 18/025
2018/0311456	A1	11/2018	Tian	
2019/0133219	A1	5/2019	Shibata	
2020/0008970	A1	1/2020	Parker	
2020/0114179	A1	4/2020	Torbenson	

FOREIGN PATENT DOCUMENTS

CN	306290720	*	1/2021
CN	306331545	*	2/2021
CN	306415830	*	3/2021
CN	306427267	*	3/2021
WO	WO-D209305-001	*	7/2020

* cited by examiner



FIG. 1

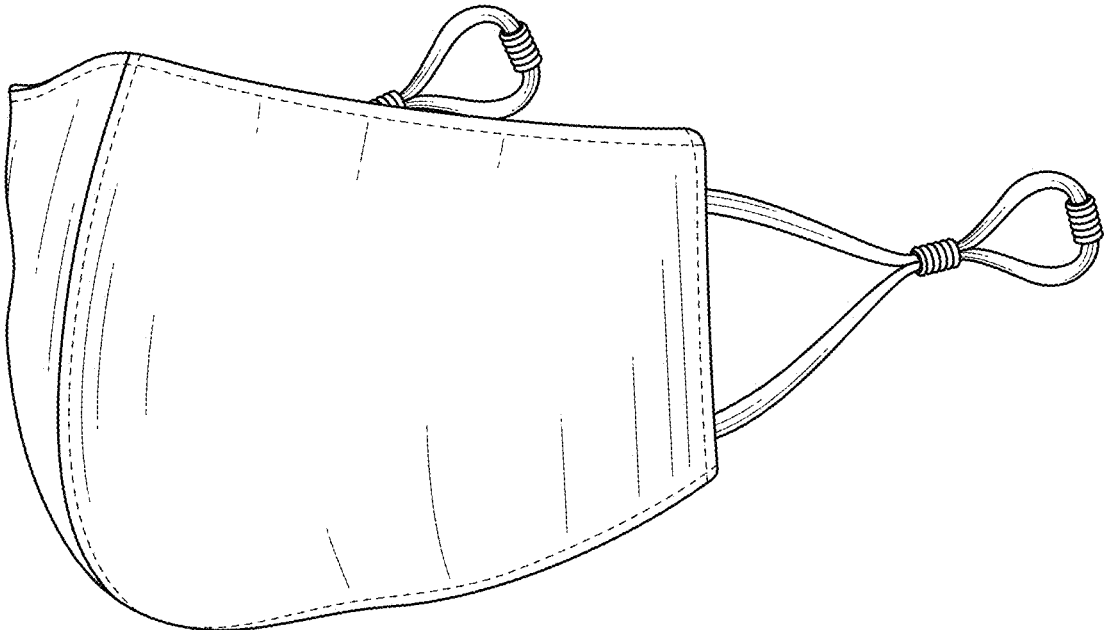


FIG. 2

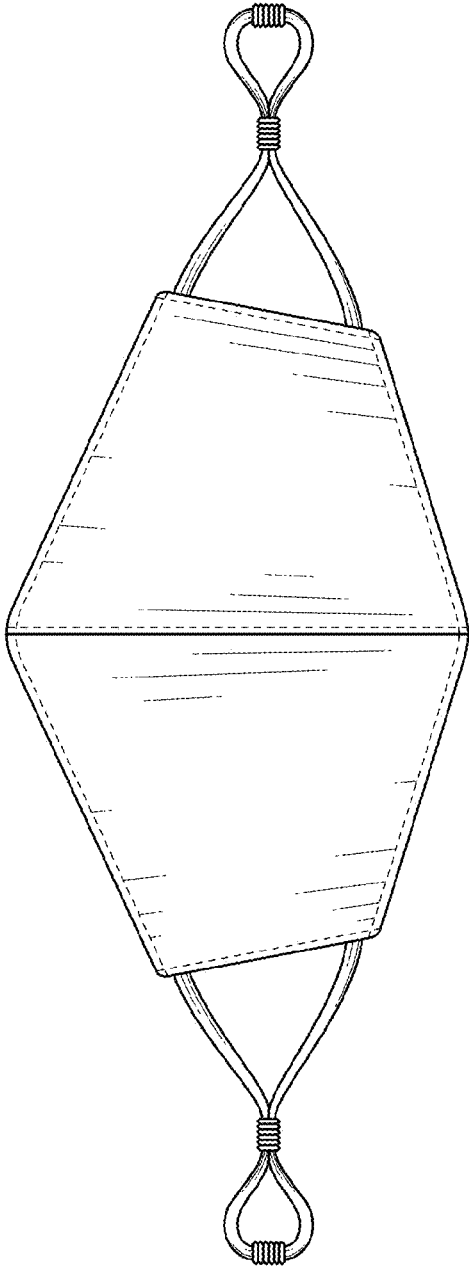


FIG. 3

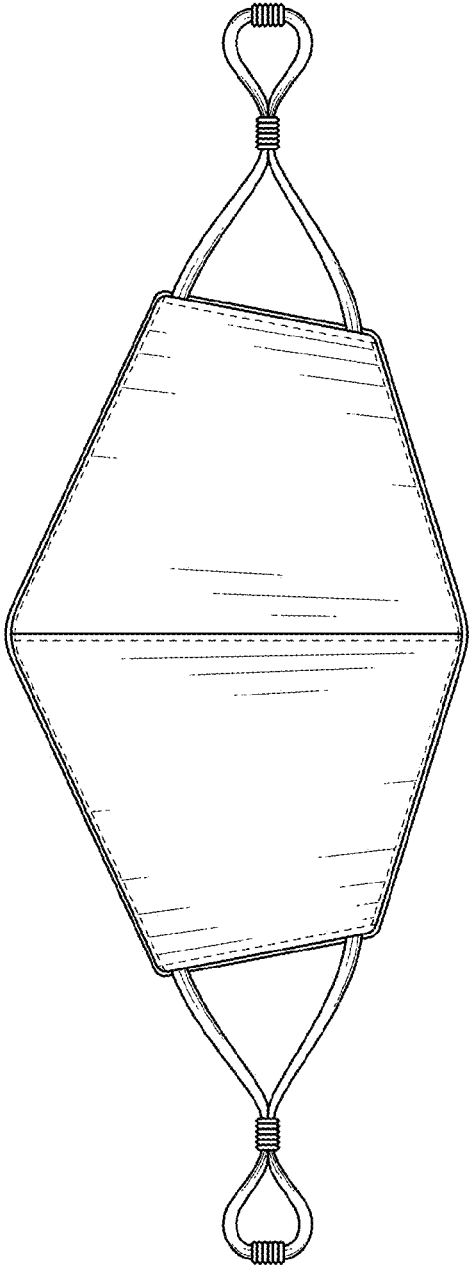


FIG. 4

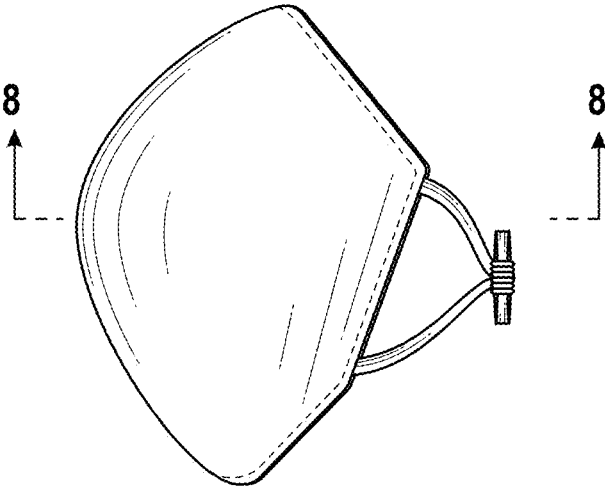


FIG. 5

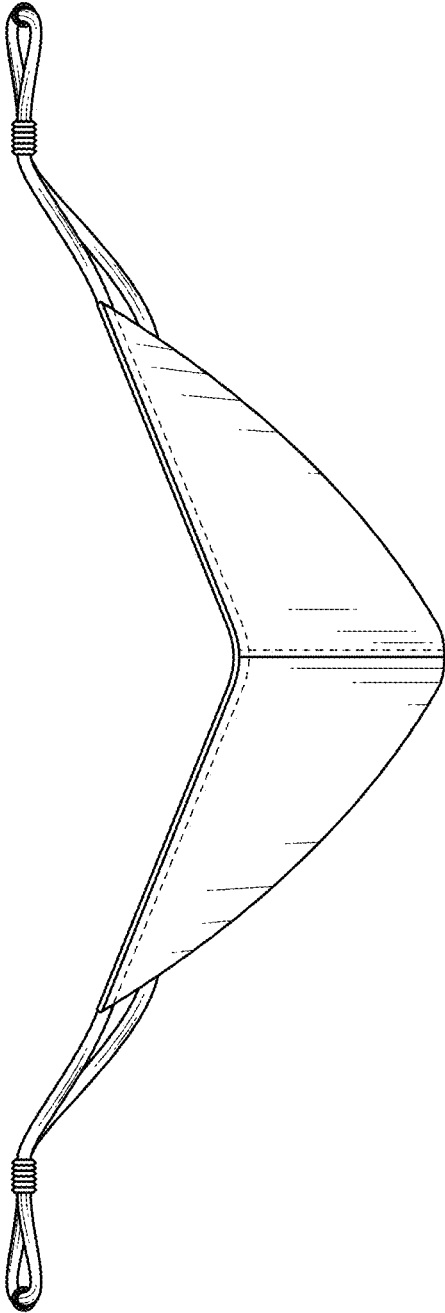


FIG. 6

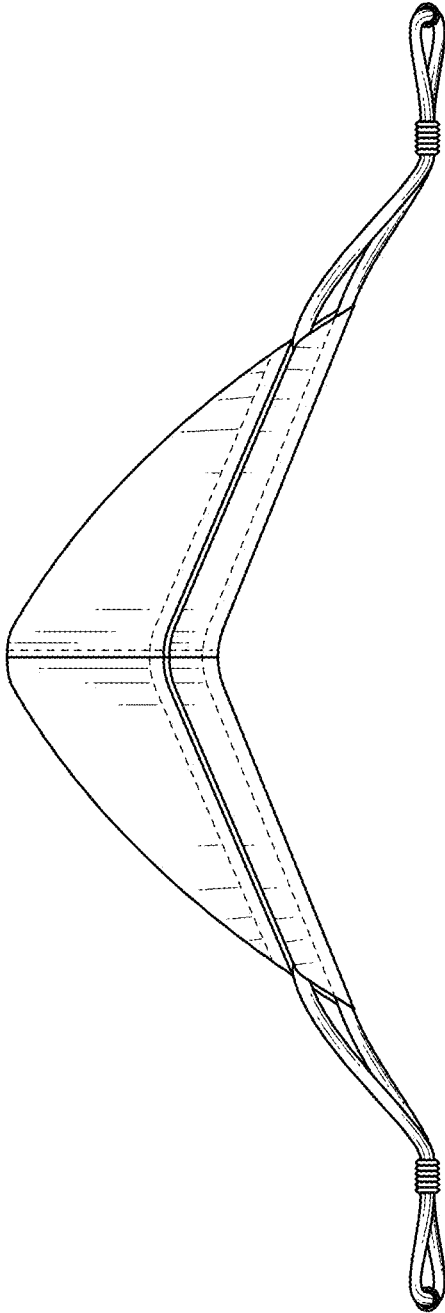


FIG. 7

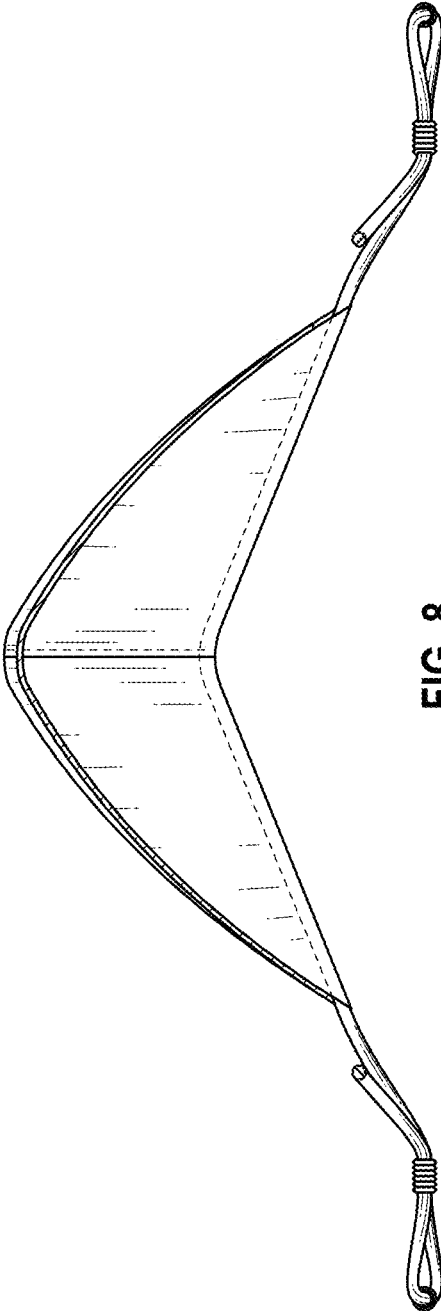


FIG. 8