



US00D713849S

(12) **United States Design Patent**
Kirwer et al.

(10) **Patent No.:** **US D713,849 S**

(45) **Date of Patent:** **** Sep. 23, 2014**

- (54) **ELECTRONIC DEVICE MOUNT**
- (71) Applicants: **Brian M. Kirwer**, Vincennes, IN (US);
Brittney D. Kirwer, Vincennes, IN (US)
- (72) Inventors: **Brian M. Kirwer**, Vincennes, IN (US);
Brittney D. Kirwer, Vincennes, IN (US)
- (**) Term: **14 Years**
- (21) Appl. No.: **29/455,366**
- (22) Filed: **May 20, 2013**
- (51) **LOC (10) Cl.** **08-07**
- (52) **U.S. Cl.**
USPC **D14/447**; D12/416
- (58) **Field of Classification Search**
USPC D14/137, 140, 140.8, 142, 204, 209.1,
D14/217, 221, 243-256, 434, 440, 444-447,
D14/238.1; D8/400-404, 499; D2/861;
D3/215, 218, 304, 269; D6/467, 300,
D6/310, 553-574; D25/318; 292/342, 343;
248/188.2; D12/415, 411, 416;
D19/87, 90; 348/373, 376; 455/573,
455/575.1, 575.9
See application file for complete search history.

D440,760	S	*	4/2001	Joseph et al.	D3/218
D484,875	S	*	1/2004	Higgins	D14/253
D515,806	S	*	2/2006	Rice	D3/218
D524,042	S	*	7/2006	Lavine	D3/218
D537,772	S	*	3/2007	Martin	D12/416
D541,042	S	*	4/2007	Andre et al.	D3/218
D607,198	S	*	1/2010	Andre et al.	D3/218
D623,404	S	*	9/2010	Andre et al.	D3/218
D628,375	S	*	12/2010	Andre et al.	D3/218
D658,113	S	*	4/2012	Henderson	D12/416
D666,409	S	*	9/2012	Andre et al.	D3/218
D670,295	S	*	11/2012	Prescott et al.	D14/447
D677,252	S	*	3/2013	Baum et al.	D14/253
D683,691	S	*	6/2013	Rowsey	D12/416
D689,477	S	*	9/2013	Baum et al.	D14/253
D692,435	S	*	10/2013	Bremenkamp	D14/447
D692,899	S	*	11/2013	Bremenkamp	D14/447
D693,825	S	*	11/2013	Weckert	D14/447
2010/0140426	A1	*	6/2010	Bennett	248/205.1
2013/0181492	A1	*	7/2013	Prescott et al.	297/217.1

* cited by examiner

Primary Examiner — Susan Benett Hattan
Assistant Examiner — Janice Hallmark
(74) *Attorney, Agent, or Firm* — Gary K. Price

(57) **CLAIM**

The ornamental design for an electronic device mount, as shown and described.

(56) **References Cited**

U.S. PATENT DOCUMENTS

1,781,600	A	*	11/1930	Quisling	297/395
D346,495	S	*	5/1994	Morrissey	D3/218
5,535,928	A	*	7/1996	Herring	224/250
5,668,869	A	*	9/1997	Zinno	379/449
D431,019	S	*	9/2000	Richter	D12/426.1

DESCRIPTION

FIG. 1 is a front elevational view of an electronic device mount showing my new design; FIG. 2 is a rear elevational view thereof; and, FIG. 3 is a side view thereof.

1 Claim, 3 Drawing Sheets

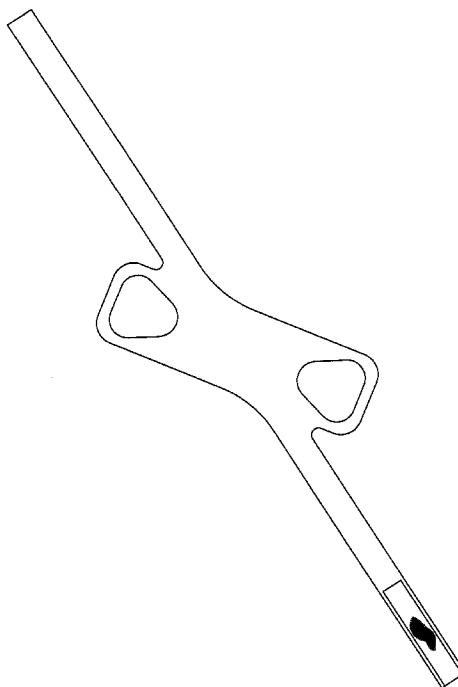


Fig. 1

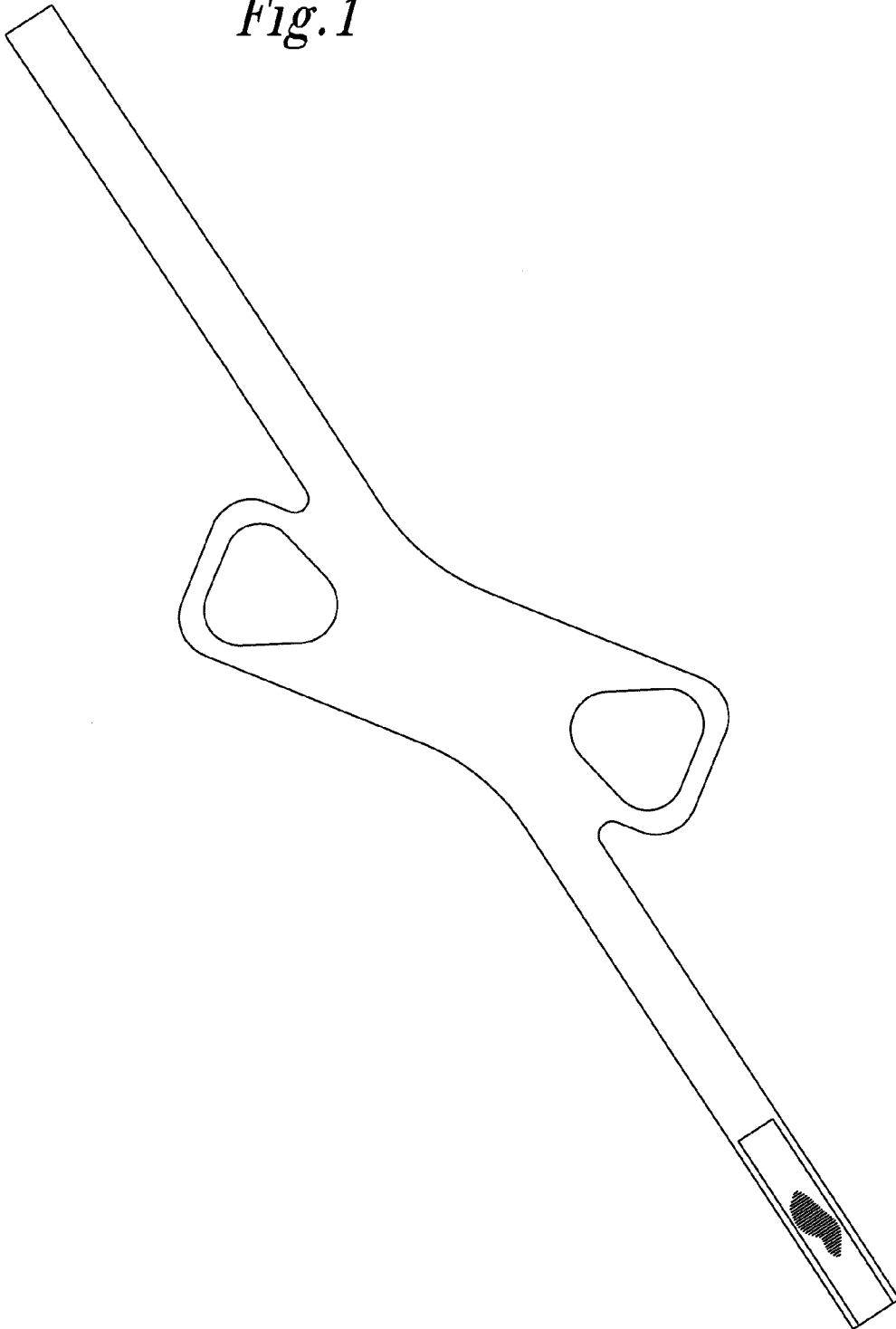


Fig. 2

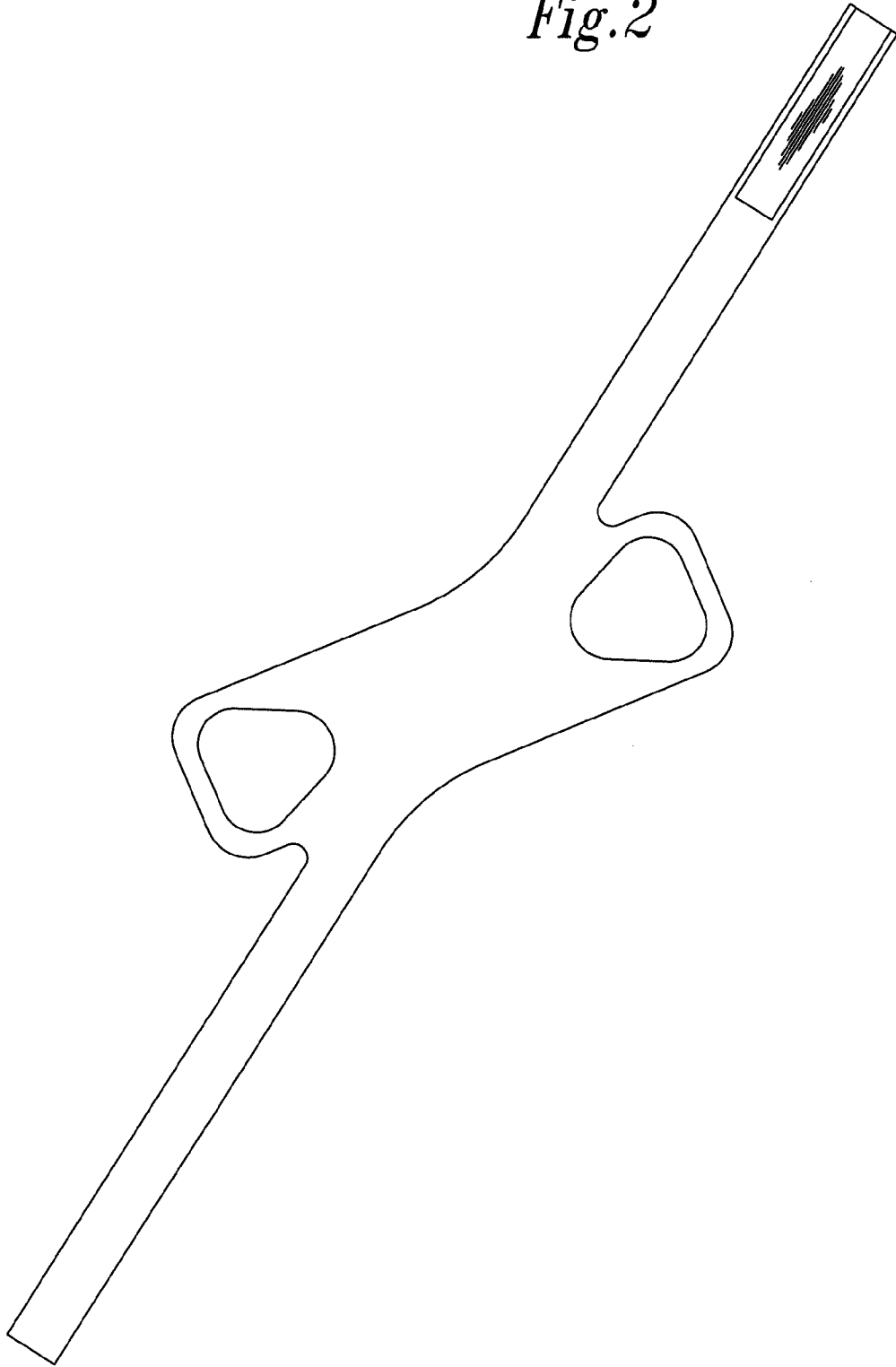


Fig. 3

