



US00D534153S

(12) **United States Design Patent**
Naruki

(10) **Patent No.:** **US D534,153 S**

(45) **Date of Patent:** **** Dec. 26, 2006**

(54) **PORTABLE DIGITAL INFORMATION RECORDING/REPRODUCTION UNIT**

(75) Inventor: **Masatomo Naruki**, Kawasaki (JP)

(73) Assignee: **Kabushiki Kaisha Toshiba** (JP)

(**) Term: **14 Years**

(21) Appl. No.: **29/244,178**

(22) Filed: **Dec. 7, 2005**

(30) **Foreign Application Priority Data**

Jun. 22, 2005 (JP) 2005-018037

(51) **LOC (8) Cl.** **14-01**

(52) **U.S. Cl.** **D14/167; D14/496**

(58) **Field of Classification Search** D14/167,
D14/154, 168, 188, 496, 156, 160, 161, 162,
D14/163, 164, 165, 192; D16/208; D26/38;
455/351, 350

See application file for complete search history.

(56) **References Cited**

U.S. PATENT DOCUMENTS

D404,761 S	1/1999	Tarpenning et al.	
D416,001 S	* 11/1999	Tal et al.	D14/347
D419,464 S	* 1/2000	Chang	D10/78
D423,468 S	* 4/2000	Jenkins	D14/342
D452,488 S	* 12/2001	Ogasawara	D14/136
D460,448 S	7/2002	Matsumoto	
D463,393 S	* 9/2002	Kataoka	D14/167
D464,961 S	10/2002	Sogabe	
D476,989 S	7/2003	Matsumoto	
D479,235 S	9/2003	Tanaka et al.	
D489,731 S	* 5/2004	Huang	D14/496
D492,323 S	* 6/2004	Wang	D14/496
D494,562 S	* 8/2004	Lee	D14/156
D499,423 S	* 12/2004	Bahroocha et al.	D14/496
D509,819 S	* 9/2005	Yang	D14/156
D509,833 S	* 9/2005	Yang	D14/496
D511,347 S	* 11/2005	Naruki	D14/496
D511,528 S	* 11/2005	Yang	D14/496

D516,578 S	* 3/2006	Matsuoka	D14/496
D519,523 S	* 4/2006	Chiu et al.	D14/496
D520,020 S	* 5/2006	Senda et al.	D14/496
D520,516 S	* 5/2006	Yang	D14/496
D523,445 S	* 6/2006	Toh	D14/496
D523,446 S	* 6/2006	Peng	D14/496

FOREIGN PATENT DOCUMENTS

CN	3153813D	7/2000
JP	910988	11/1994
JP	921790	3/1995
JP	934656	6/1995
JP	1042972	7/1999
JP	D1124930	10/2001
JP	D1131824	1/2002
JP	1196778	2/2004
KR	30-0344164	2/2004

OTHER PUBLICATIONS

B&H Catalog, Summer 2004, p. 29, published Jun. 2004.

* cited by examiner

Primary Examiner—Cathron C. Brooks

Assistant Examiner—Austin Murphy

(74) *Attorney, Agent, or Firm*—Banner & Witcoff, Ltd.

(57) **CLAIM**

The ornamental design for a portable digital information recording/reproduction unit, as shown and described.

DESCRIPTION

FIG. 1 is a front, top and left side perspective view of a portable digital information recording/reproduction unit, showing my new design;

FIG. 2 is a top plan view thereof;

FIG. 3 is a front elevational view thereof;

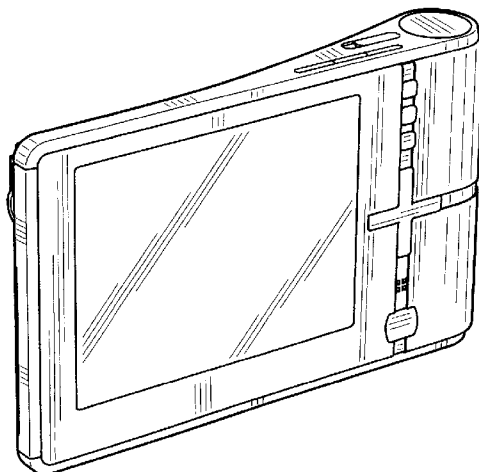
FIG. 4 is a bottom plan view thereof;

FIG. 5 is a left side elevational view thereof;

FIG. 6 is a right side elevational view thereof; and,

FIG. 7 is a rear elevational view thereof.

1 Claim, 3 Drawing Sheets



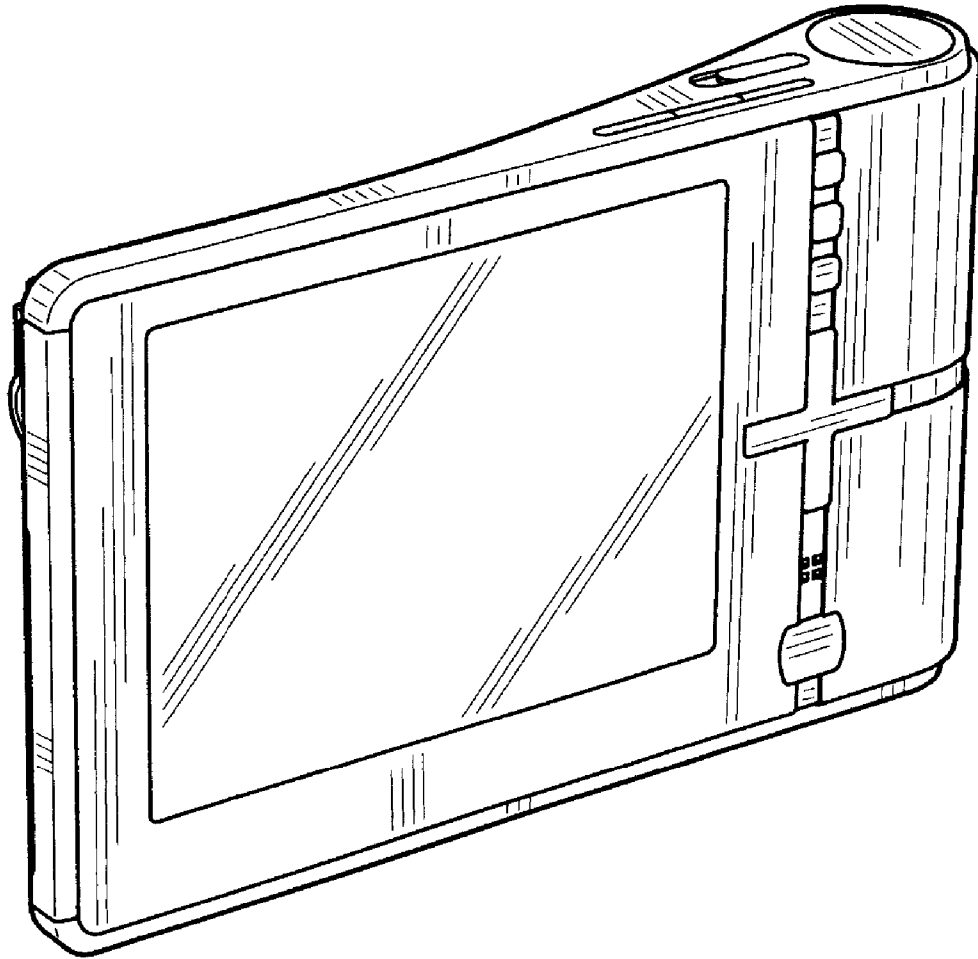


FIG. 1

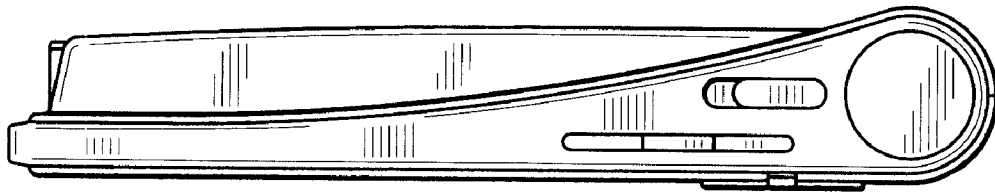


FIG. 2

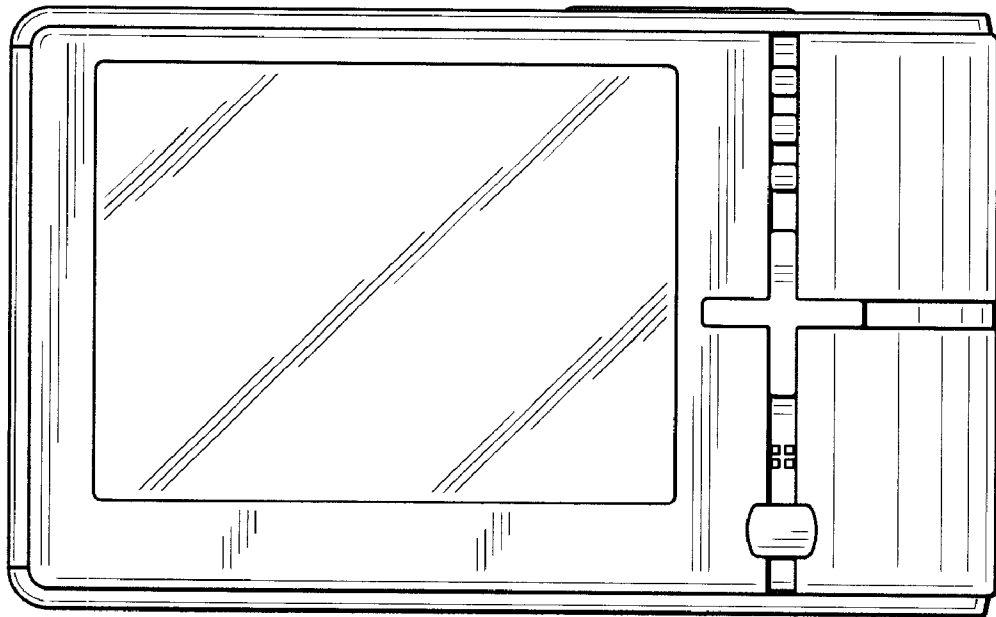


FIG. 3

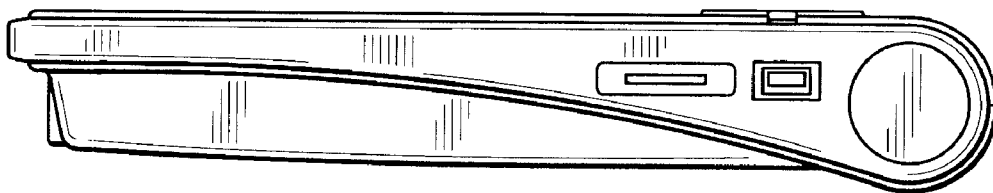


FIG. 4

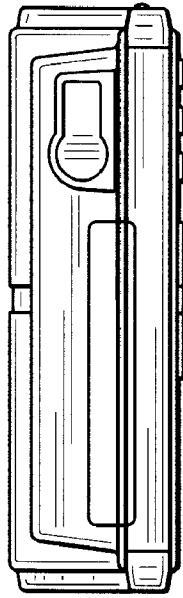


FIG. 5

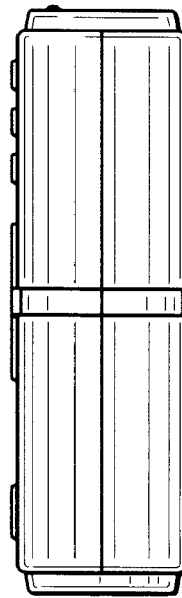


FIG. 6




FIG. 7