

[54] TELEPHONE BASE

[75] Inventor: Alan P. Boykiw, Ottawa, Canada

[73] Assignee: Northern Telecom Limited, Montreal, Canada

[**] Term: 14 Years

[21] Appl. No.: 868,418

[22] Filed: May 28, 1986

[52] U.S. Cl. D14/60; D14/62

[58] Field of Search 53/52, 60, 62, 65, 59; 374/419, 420, 428, 432, 434, 435, 436, 440

[56] References Cited

U.S. PATENT DOCUMENTS

- D. 237,506 11/1975 Genaro et al. D14/60
- D. 247,813 5/1978 Genaro et al. D14/60
- D. 284,078 6/1986 Yamagami et al. D14/65
- D. 285,558 9/1986 Issacs D14/59

- D. 286,285 10/1986 Danielson et al. D14/60
- D. 286,776 11/1986 Pushelberg D14/60
- D. 287,494 12/1986 Danielson et al. D14/60
- D. 289,897 5/1987 Felix et al. D14/60
- D. 291,567 8/1987 Read et al. D14/60
- D. 291,692 9/1987 Read et al. D14/60

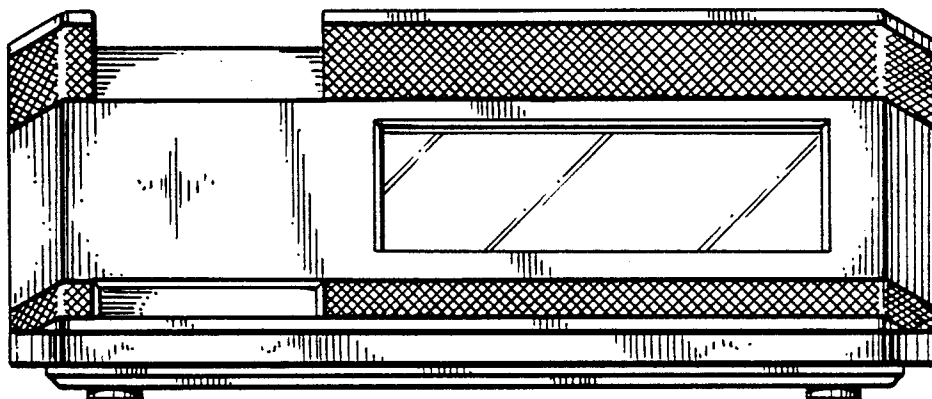
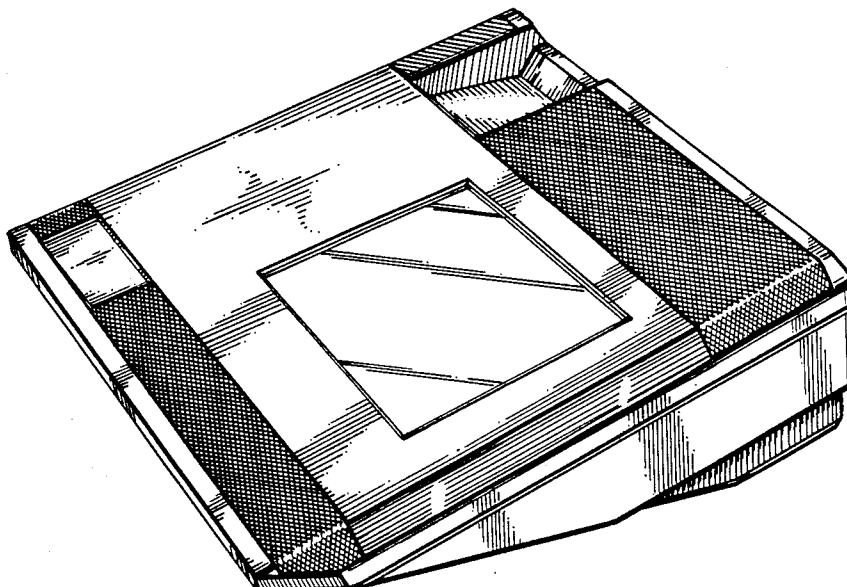
Primary Examiner—Horace B. Fay

[57] CLAIM

The ornamental design of a telephone base, as shown and described.

DESCRIPTION

FIG. 1 is a front, top and right side perspective view of a telephone base showing my new design; FIG. 2 and 3 are respectively, right and left side elevational views thereof; FIG. 4 is a top plan view thereof; FIG. 5 is a front elevational view thereof; FIG. 6 is a bottom plan view thereof; and FIG. 7 is a rear elevational view thereof.



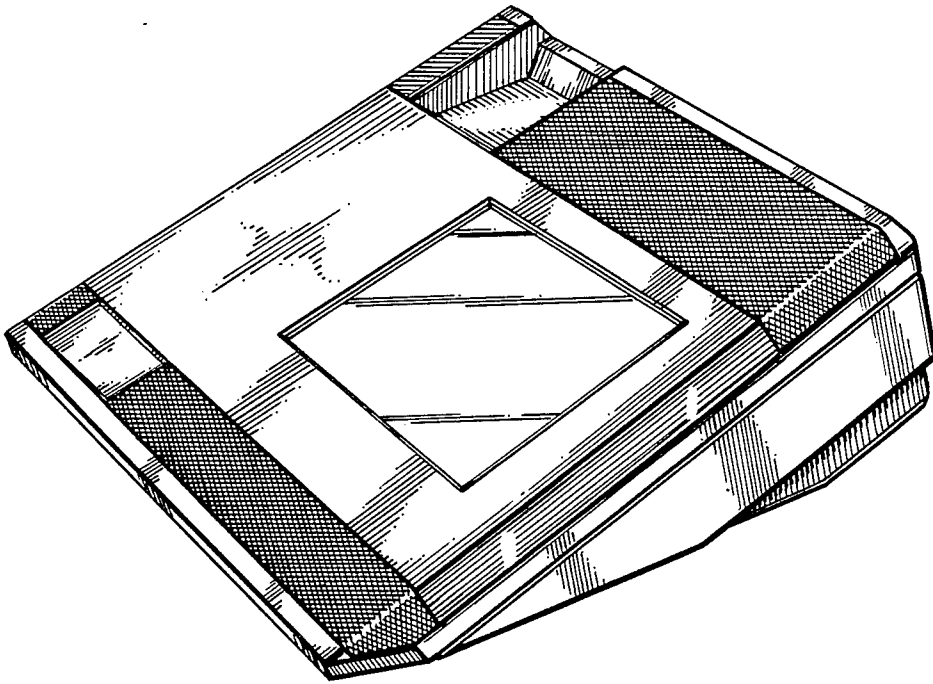


FIG. 1

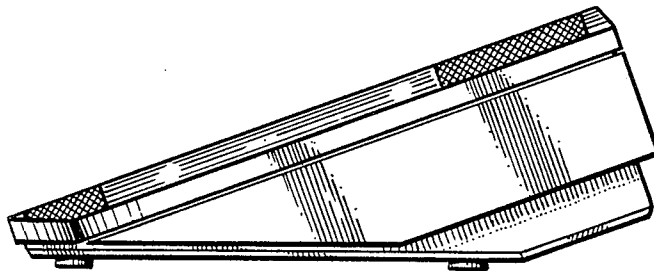


FIG. 2

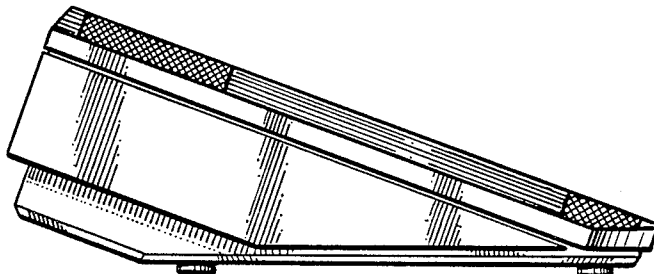


FIG. 3

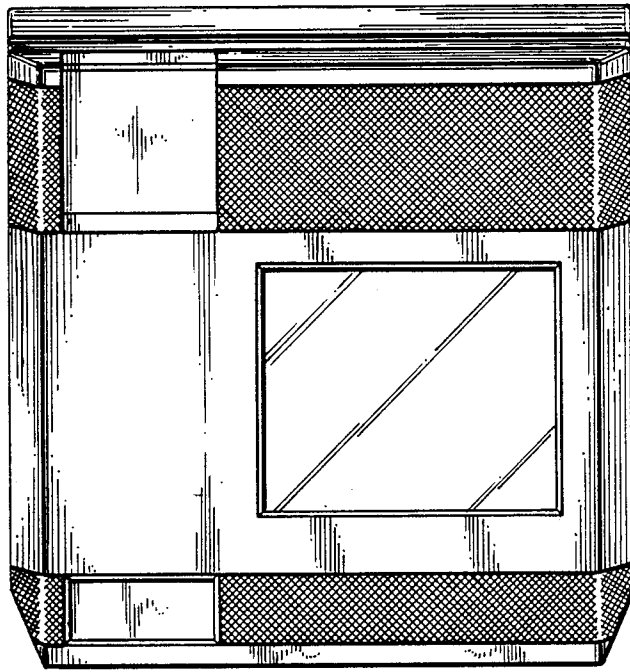


FIG. 4

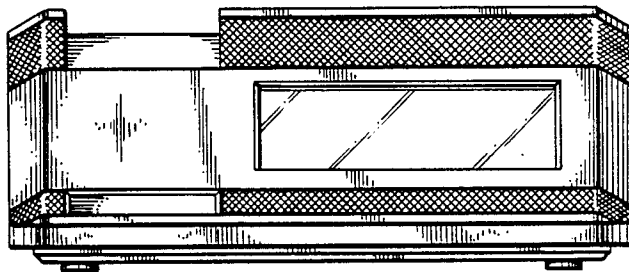


FIG. 5

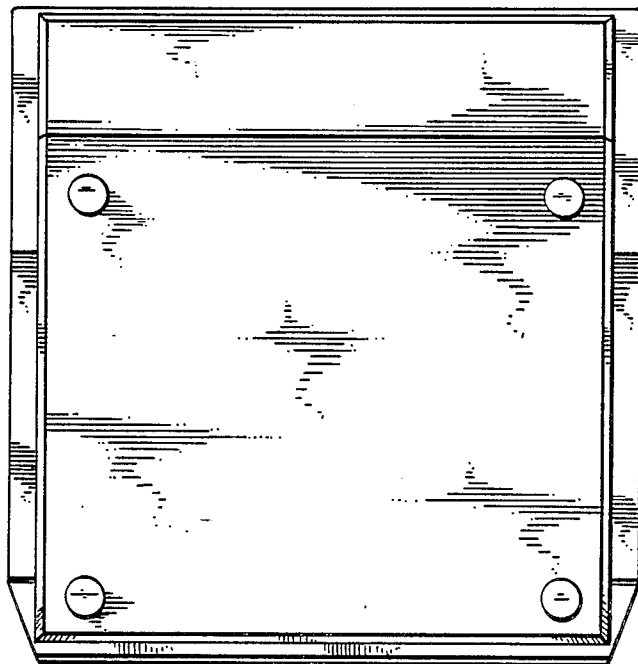


FIG. 6

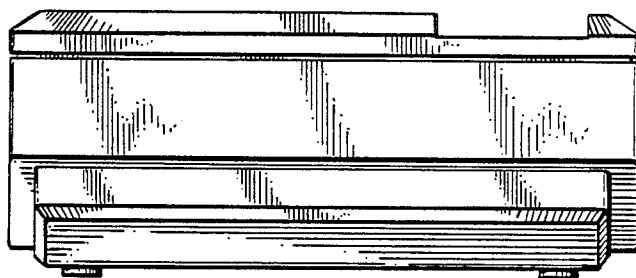


FIG. 7