



(86) Date de dépôt PCT/PCT Filing Date: 2005/08/26
 (87) Date publication PCT/PCT Publication Date: 2006/03/09
 (85) Entrée phase nationale/National Entry: 2007/01/25
 (86) N° demande PCT/PCT Application No.: US 2005/030608
 (87) N° publication PCT/PCT Publication No.: 2006/026532
 (30) Priorités/Priorities: 2004/08/27 (US60/604,706);
 2004/12/06 (US60/632,971)

(51) Cl.Int./Int.Cl. *C07D 211/48* (2006.01),
A61K 31/40 (2006.01), *A61K 31/437* (2006.01),
A61K 31/4375 (2006.01), *A61K 31/438* (2006.01),
A61K 31/445 (2006.01), *A61K 31/472* (2006.01),
A61K 31/4725 (2006.01), *A61P 25/28* (2006.01),
C07D 207/12 (2006.01), *C07D 217/18* (2006.01),
C07D 221/20 (2006.01), *C07D 413/06* (2006.01),
C07D 417/12 (2006.01), *C07D 471/04* (2006.01)

(71) Demandeur/Applicant:
 ELAN PHARMACEUTICALS, INC., US

(72) Inventeurs/Inventors:
 HOM, ROY, US;
 FANG, LAWRENCE, US;
 JOHN, VARGHESE, US

(54) Titre : METHODES DE TRAITEMENT DE L'AMYLOSE COMPRENANT L'ADMINISTRATION D'INHIBITEURS DE
 L'ASPARTYLE PROTEASE COMPRENANT UNE ETHANOL-AMINE CYCLIQUE SUBSTITUEE
 (54) Title: METHODS OF TREATMENT OF AMYLOIDOSIS USING SUBSTITUTED ETHANOLCYCLICAMINE
 ASPARTYL PROTEASE INHIBITORS

(57) Abrégé/Abstract:

The invention relates to novel compounds and methods of treating diseases, disorders, and conditions associated with amyloidosis. Amyloidosis refers to a collection of diseases, disorders, and conditions associated with abnormal deposition of A-beta protein

(74) **Agent:** KIRBY EADES GALE BAKER

(12) INTERNATIONAL APPLICATION PUBLISHED UNDER THE PATENT COOPERATION TREATY (PCT)

(19) World Intellectual Property Organization
International Bureau(43) International Publication Date
9 March 2006 (09.03.2006)

PCT

(10) International Publication Number
WO 2006/026532 A3

(51) International Patent Classification:

C07D 211/48 (2006.01) *C07D 413/06* (2006.01)
A61K 31/445 (2006.01) *C07D 417/12* (2006.01)
C07D 221/20 (2006.01) *C07D 207/12* (2006.01)
A61K 31/438 (2006.01) *A61K 31/40* (2006.01)
C07D 217/18 (2006.01) *C07D 471/04* (2006.01)
A61K 31/472 (2006.01) *A61K 31/437* (2006.01)
A61P 25/28 (2006.01) *A61K 31/4375* (2006.01)
A61K 31/4725 (2006.01)

(21) International Application Number:

PCT/US2005/030608

(22) International Filing Date: 26 August 2005 (26.08.2005)

(25) Filing Language: English

(26) Publication Language: English

(30) Priority Data:

60/604,706 27 August 2004 (27.08.2004) US
60/632,971 6 December 2004 (06.12.2004) US

(71) Applicant (for all designated States except US): **ELAN PHARMACEUTICALS, INC.** [US/US]; 800 Gateway Boulevard, South San Francisco, CA 94080 (US).

(72) Inventors; and

(75) Inventors/Applicants (for US only): **HOM, Roy** [US/US]; 82 Ina Court, San Francisco, CA 94112 (US). **FANG, Lawrence** [US/US]; 1193 Beach Park Boulevard, Foster City, CA 94404 (US). **JOHN, Varghese** [US/US]; 1722 18th Avenue, San Francisco, CA 94122 (US).

(74) Agent: **GARRETT, Arthur, S.**; Finnegan, Henderson, Farabow Garrett & Dunner L.L.P., 901 New York Avenue, NW, Washington, DC 20001 (US).

(81) Designated States (unless otherwise indicated, for every kind of national protection available): AE, AG, AL, AM, AT, AU, AZ, BA, BB, BG, BR, BW, BY, BZ, CA, CH, CN, CO, CR, CU, CZ, DE, DK, DM, DZ, EC, EE, EG, ES, FI, GB, GD, GE, GH, GM, HR, HU, ID, IL, IN, IS, JP, KE, KG, KM, KP, KR, KZ, LC, LK, LR, LS, LT, LU, LV, MA, MD, MG, MK, MN, MW, MX, MZ, NA, NG, NI, NO, NZ, OM, PG, PH, PL, PT, RO, RU, SC, SD, SE, SG, SK, SL, SM, SY, TJ, TM, TN, TR, TT, TZ, UA, UG, US, UZ, VC, VN, YU, ZA, ZM, ZW.

(84) Designated States (unless otherwise indicated, for every kind of regional protection available): ARIPO (BW, GH, GM, KE, LS, MW, MZ, NA, SD, SL, SZ, TZ, UG, ZM, ZW), Eurasian (AM, AZ, BY, KG, KZ, MD, RU, TJ, TM), European (AT, BE, BG, CH, CY, CZ, DE, DK, EE, ES, FI, FR, GB, GR, HU, IE, IS, IT, LT, LU, LV, MC, NL, PL, PT, RO, SE, SI, SK, TR), OAPI (BF, BJ, CF, CG, CI, CM, GA, GN, GQ, GW, ML, MR, NE, SN, TD, TG).

Published:

— with international search report

(88) Date of publication of the international search report:

20 July 2006

For two-letter codes and other abbreviations, refer to the "Guidance Notes on Codes and Abbreviations" appearing at the beginning of each regular issue of the PCT Gazette.

(54) Title: METHODS OF TREATMENT OF AMYLOIDOSIS USING SUBSTITUTED ETHANOLCYCLICAMINE ASPARTYL PROTEASE INHIBITORS

(57) Abstract: The invention relates to novel compounds and methods of treating diseases, disorders, and conditions associated with amyloidosis. Amyloidosis refers to a collection of diseases, disorders, and conditions associated with abnormal deposition of A-beta protein



WO 2006/026532 A3

DEMANDE OU BREVET VOLUMINEUX

LA PRÉSENTE PARTIE DE CETTE DEMANDE OU CE BREVET COMPREND PLUS D'UN TOME.

CECI EST LE TOME 1 DE 2
CONTENANT LES PAGES 1 À 98

NOTE : Pour les tomes additionels, veuillez contacter le Bureau canadien des brevets

JUMBO APPLICATIONS/PATENTS

THIS SECTION OF THE APPLICATION/PATENT CONTAINS MORE THAN ONE VOLUME

THIS IS VOLUME 1 OF 2
CONTAINING PAGES 1 TO 98

NOTE: For additional volumes, please contact the Canadian Patent Office

NOM DU FICHER / FILE NAME :

NOTE POUR LE TOME / VOLUME NOTE:

**METHODS OF TREATMENT OF AMYLOIDOSIS USING SUBSTITUTED
ETHANOLCYCLICAMINE ASPARTYL PROTEASE INHIBITORS**

CROSS-REFERENCE TO RELATED APPLICATIONS

5 This application claims the benefit of priority under 35 U.S.C. § 119(e) to U.S. Provisional Application 60/604,706, filed August 27, 2004, and U.S. Provisional Application 60/632,971, filed December 6, 2004 incorporated herein by reference in full.

FIELD OF THE PRESENT INVENTION

10 The present invention is directed to novel compounds and also to methods of treating at least one condition, disorder, or disease associated with amyloidosis using such compounds.

BACKGROUND OF THE PRESENT INVENTION

15 Amyloidosis refers to a collection of conditions, disorders, and diseases associated with abnormal deposition of amyloid protein. For instance, Alzheimer's disease is believed to be caused by abnormal deposition of amyloid protein in the brain. Thus, these amyloid protein deposits, otherwise known as amyloid-beta peptide, A-beta, or betaA4, are the result of proteolytic cleavage of the amyloid precursor protein (APP).

20 The majority of APP molecules that undergo proteolytic cleavage are cleaved by the aspartyl protease alpha-secretase. Alpha-secretase cleaves APP between Lys687 and Leu688 producing a large, soluble fragment, alpha-sAPP, which is a secreted form of APP that does not result in beta-amyloid plaque formation. The alpha-secretase cleavage pathway precludes the formation of A-
25 beta, thus providing an alternate target for preventing or treating amyloidosis.

Some APP molecules, however, are cleaved by a different aspartyl protease known as beta-secretase which is also referred to in the literature as BACE, BACE1, Asp2, and Memapsin2. Beta-secretase cleaves APP after Met671, creating a C-terminal fragment. See, for example, Sinha et al., *Nature*,
30 (1999), 402:537-554 and published PCT application WO 00/17369. After

cleavage of APP by beta-secretase, an additional aspartyl protease, gamma-secretase, may then cleave the C-terminus of this fragment, at either Val711 or Ile713, (found within the APP transmembrane domain), generating an A-beta peptide. The A-beta peptide may then proceed to form beta-amyloid plaques. A
5 detailed description of the proteolytic processing of APP fragments is found, for example, in U.S. Patent Nos. 5,441,870, 5,721,130, and 5,942,400.

The amyloid disease Alzheimer's is a progressive degenerative disease that is characterized by two major pathologic observations in the brain which are (1) neurofibrillary tangles, and (2) beta-amyloid (or neuritic) plaques. A major
10 factor in the development of Alzheimer's disease is A-beta deposits in regions of the brain responsible for cognitive activities. These regions include, for example, the hippocampus and cerebral cortex. A-beta is a neurotoxin that may be causally related to neuronal death observed in Alzheimer's disease patients. See, for example, Selkoe, *Neuron*, 6 (1991) 487. Since A-beta peptide
15 accumulates as a result of APP processing by beta-secretase, inhibiting beta-secretase's activity is desirable for the treatment of Alzheimer's disease.

Dementia-characterized disorders also arise from A-beta accumulation in the brain including accumulation in cerebral blood vessels (known as vascular amyloid angiopathy) such as in the walls of meningeal and parenchymal
20 arterioles, small arteries, capillaries, and venules. A-beta may also be found in cerebrospinal fluid of both individuals with and without Alzheimer's disease. Additionally, neurofibrillary tangles similar to the ones observed in Alzheimer's patients can also be found in individuals without Alzheimer's disease. In this regard, a patient exhibiting symptoms of Alzheimer's due to A-beta deposits and
25 neurofibrillary tangles in their cerebrospinal fluid may in fact be suffering from some other form of dementia. See, for example, Seubert et al., *Nature*, 359 (1992) 325-327. Examples of other forms of dementia where A-beta accumulation generates amyloidogenic plaques or results in vascular amyloid angiopathy include Trisomy 21 (Down's Syndrome), Hereditary Cerebral
30 Hemorrhage with amyloidosis of the Dutch-Type (HCHWA-D), and other neurodegenerative disorders. Consequently, inhibiting beta-secretase is not only

desirable for the treatment of Alzheimer's, but also for the treatment of other conditions associated with amyloidosis.

Amyloidosis is also implicated in the pathophysiology of stroke. Cerebral amyloid angiopathy is a common feature of the brains of stroke patients exhibiting
5 symptoms of dementia, focal neurological syndromes, or other signs of brain damage. See, for example, Corio et al., *Neuropath Appl. Neurobiol.*, 22 (1996) 216-227. This suggests that production and deposition of A-beta may contribute to the pathology of Alzheimer's disease, stroke, and other diseases and conditions associated with amyloidosis. Accordingly, the inhibition of A-beta
10 production is desirable for the treatment of Alzheimer's disease, stroke, and other diseases and conditions associated with amyloidosis.

Presently there are no known effective treatments for preventing, delaying, halting, or reversing the progression of Alzheimer's disease and other conditions associated with amyloidosis. Consequently, there is an urgent need for methods
15 of treatment capable of preventing and treating conditions associated with amyloidosis including Alzheimer's disease.

Likewise, there is a need for methods of treatment using compounds that inhibit beta-secretase-mediated cleavage of APP. There is also a need for methods of treatment using compounds that are effective inhibitors of A-beta
20 production, and/or are effective at reducing A-beta deposits or plaques, as well as methods of treatment capable of combating diseases and conditions characterized by amyloidosis; or A-beta deposits, or plaques.

There is also a need for methods of treating conditions associated with amyloidosis using compounds that are efficacious, bioavailable and/or selective
25 for beta-secretase. An increase in efficacy, selectivity, and/or oral bioavailability may result in preferred, safer, less expensive products that are easier for patients to use.

There is also a need for methods of treating at least one condition associated with amyloidosis using compounds with characteristics that would
30 allow them to cross the blood-brain-barrier. Desirable characteristics include a low molecular weight and a high log P (increased log P = increased lipophilicity).

Generally, known aspartyl protease inhibitors are either incapable of crossing the blood-brain barrier or do so with great difficulty. These compounds are unsuitable for the treatment of the conditions described herein. Accordingly, there is a need for methods of treating at least one condition associated with amyloidosis using compounds that can readily cross the blood-brain barrier and inhibit beta-secretase.

There is also a need for a method of finding suitable compounds for inhibiting beta-secretase activity, inhibiting cleavage of APP, inhibiting production of A-beta, and/or reducing A-beta deposits or plaques.

The present invention is directed to novel compounds and also to methods of treating at least one condition, disorder, or disease associated with amyloidosis using such compounds. An embodiment of the present invention is compounds of formula (I) or at least one pharmaceutically acceptable salt thereof, wherein R_1 , R_2 , and R_C are defined below. Another embodiment of the present invention is a method of administering at least one compound of formula (I) or at least one pharmaceutically acceptable salt thereof, wherein R_1 , R_2 , and R_C are defined below, in treating at least one condition, disorder, or disease associated with amyloidosis. Another embodiment is directed to methods of treatment comprising administering at least one compound of formula (I) or at least one pharmaceutically acceptable salt thereof, wherein R_1 , R_2 , and R_C are defined below, useful in preventing, delaying, halting, or reversing the progression of Alzheimer's disease.

Another embodiment of the present invention is directed to uses of beta-secretase inhibitors of at least one compound of formula (I) or at least one pharmaceutically acceptable salt thereof, wherein R_1 , R_2 , and R_C are defined below, in treating or preventing at least one condition, disorder, or disease associated with amyloidosis.

Another embodiment of the present invention is the administration of beta-secretase inhibitors of at least one compound of formula (I) or at least one pharmaceutically acceptable salt thereof, wherein R_1 , R_2 , and R_C are defined below, exhibiting at least one property chosen from improved efficacy, bioavailability, selectivity, and blood-brain barrier penetrating properties. The

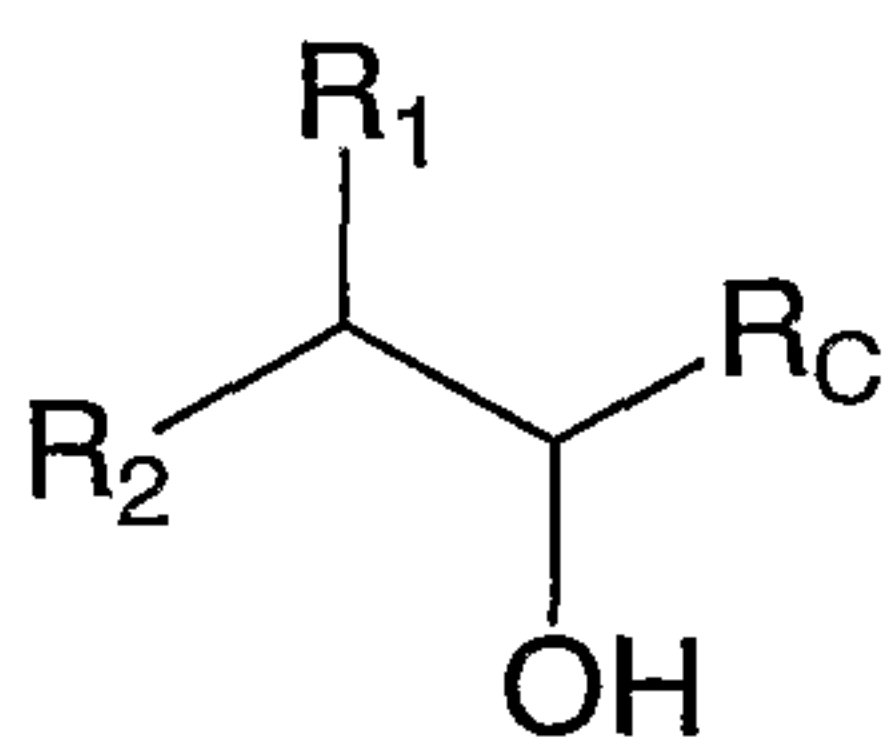
present invention accomplishes one or more of these objectives and provides further related advantages.

BRIEF SUMMARY OF THE PRESENT INVENTION

The present invention is directed to novel compounds and also to methods
5 of treating at least one condition, disorder, or disease associated with amyloidosis using such compounds. The present invention is directed to compounds of formula (I) or at least one pharmaceutically acceptable salt thereof, wherein R_1 , R_2 , and R_C are defined below, and methods of treating at least one condition, disorder, or disease associated with amyloidosis. As previously noted,
10 amyloidosis refers to a collection of diseases, disorders, and conditions associated with abnormal deposition of A-beta protein.

An embodiment of the present invention is to provide compounds having properties contributing to viable pharmaceutical compositions. These properties include improved efficacy, bioavailability, selectivity, and/or blood-brain barrier
15 penetrating properties. They can be inter-related, though an increase in any one of them correlates to a benefit for the compound and its corresponding method of treatment. For example, an increase in any one of these properties may result in preferred, safer, less expensive products that are easier for patients to use.

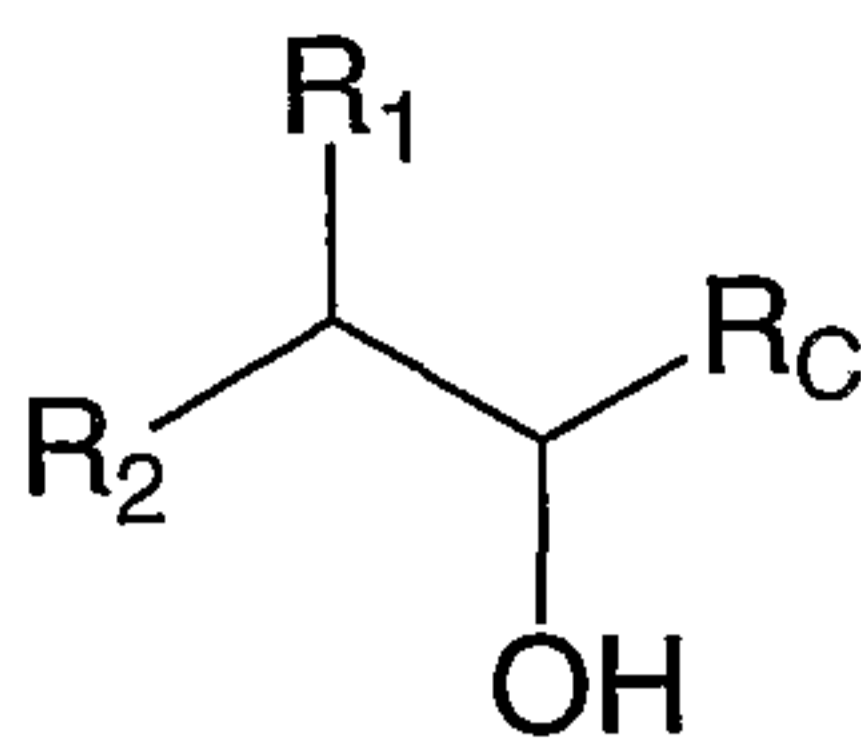
Accordingly, an embodiment of the present invention is to provide
20 compounds of formula (I),



(I)

at least one pharmaceutically acceptable salt thereof, wherein R_1 , R_2 , and R_C are defined below.

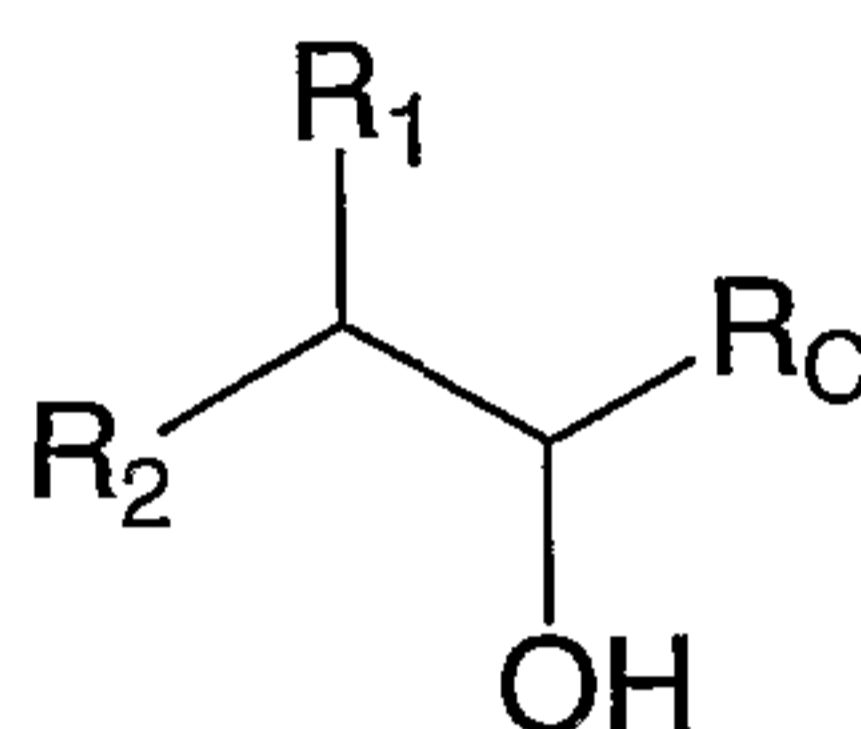
25 Another embodiment of the present invention is a method of preventing or treating at least one condition that benefits from inhibition of at least one aspartyl-protease, comprising administering to a host a composition comprising a therapeutically effective amount of at least one compound of formula (I):



(I)

or at least one pharmaceutically acceptable salt thereof, wherein R_1 , R_2 , and R_C are defined below.

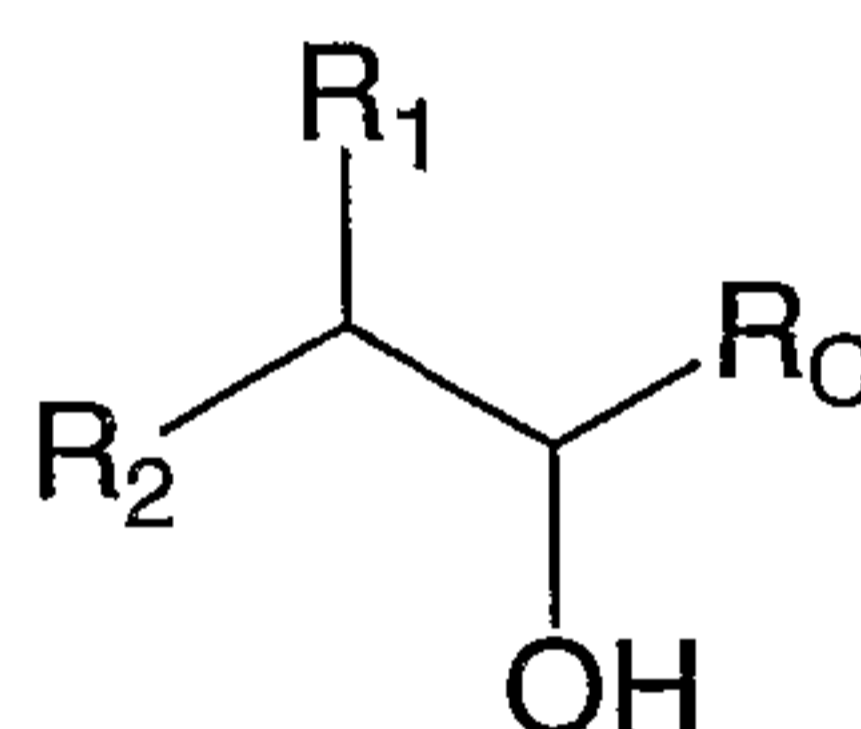
5 Another embodiment is to provide selective compounds of formula (I),



(I)

or at least one pharmaceutically acceptable salt thereof, wherein R_1 , R_2 , and R_C are defined below.

10 Another embodiment is to provide efficacious compounds of formula (I),

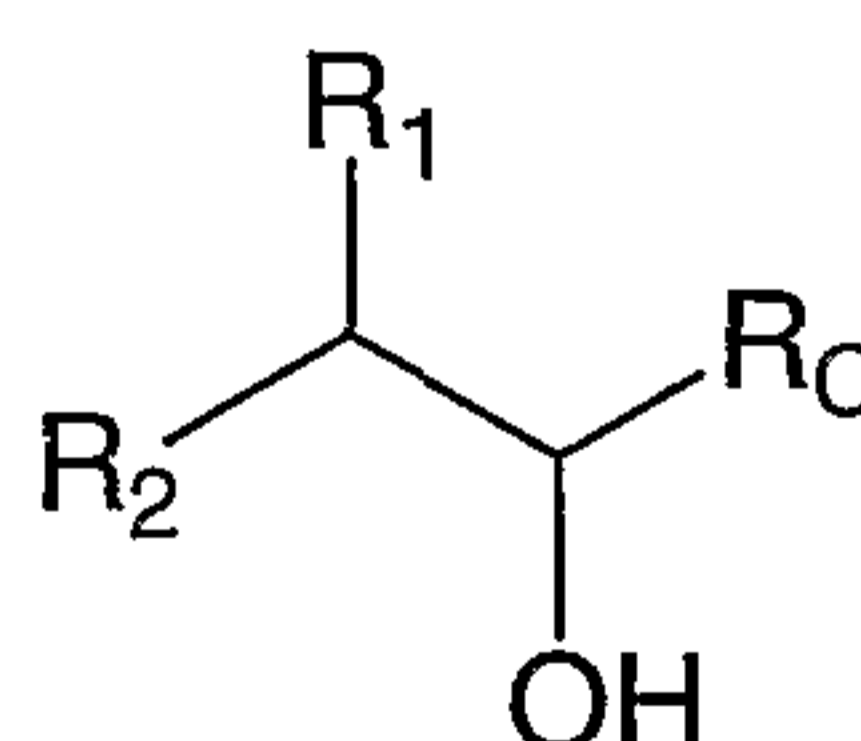


(I)

or at least one pharmaceutically acceptable salt thereof, wherein the inhibition is at least 10% for a dose of about 100 mg/kg or less, and wherein R_1 , R_2 , and R_C

15 are defined below.

Another embodiment is to provide orally bioavailable compounds of formula (I),



(I)

20 or at least one pharmaceutically acceptable salt thereof, wherein said compound has an F value of at least 10%, and wherein R_1 , R_2 , and R_C are defined below.

Another embodiment of the present invention provides a method of preventing or treating at least one condition that benefits from inhibition of at least one aspartyl-protease, comprising administering to a host a composition comprising a therapeutically effective amount of at least one compound of formula (I), or at least one pharmaceutically acceptable salt thereof, wherein R_1 , R_2 , and R_C are as defined below.

Another embodiment of the present invention provides a method for preventing or treating at least one condition that benefits from inhibition of at least one aspartyl-protease, comprising administering to a host at least one compound of formula (I), or at least one pharmaceutically acceptable salt thereof, wherein the inhibition is at least 10% for a dose of 100 mg/kg or less, and wherein R_1 , R_2 , and R_C are defined below.

Another embodiment of the present invention provides a method of preventing or treating at least one condition that benefits from inhibition of at least one aspartyl-protease, comprising administering to a host a composition comprising a therapeutically effective amount of at least one compound of formula (I), or at least one pharmaceutically acceptable salt thereof, wherein the inhibition is at least 10% for a dose of 100 mg/kg or less, and wherein R_1 , R_2 , and R_C are as defined below.

Another embodiment provides a method of preventing or treating at least one condition that benefits from inhibition of beta-secretase, comprising administering to a host a composition comprising a therapeutically effective amount of at least one compound of formula (I), or at least one pharmaceutically acceptable salt thereof, wherein the inhibition is at least 10% for a dose of 100 mg/kg or less, and wherein R_1 , R_2 , and R_C are as defined below.

In another embodiment, the present invention provides a method for preventing or treating at least one condition associated with amyloidosis, comprising administering to a patient in need thereof a therapeutically effective amount of at least one compound of formula (I), or at least one pharmaceutically acceptable salt thereof, the compound having an F value of at least 10%, wherein R_1 , R_2 , and R_C are as defined below.

In another embodiment, the present invention provides a method of preventing or treating at least one condition associated with amyloidosis, comprising administering to a host a composition comprising a therapeutically effective amount of at least one selective beta-secretase inhibitor of formula (I), or at least one pharmaceutically acceptable salt thereof, wherein R_1 , R_2 , and R_C are as defined below.

In another embodiment, the present invention provides a method of preventing or treating Alzheimer's disease by administering to a host an effective amount of at least one compound of formula (I), or at least one pharmaceutically acceptable salt thereof, wherein R_1 , R_2 , and R_C are as defined below.

In another embodiment, the present invention provides a method of preventing or treating dementia by administering to a host an effective amount of at least one compound of formula (I), or at least one pharmaceutically acceptable salt thereof, wherein R_1 , R_2 , and R_C are as defined below.

In another embodiment, the present invention provides a method of inhibiting beta-secretase activity in a host, the method comprising administering to the host an effective amount of at least one compound of formula (I), or at least one pharmaceutically acceptable salt thereof, wherein R_1 , R_2 , and R_C are as defined below.

In another embodiment, the present invention provides a method of inhibiting beta-secretase activity in a cell, the method comprising administering to the cell an effective amount of at least one compound of formula (I), or at least one pharmaceutically acceptable salt thereof, wherein R_1 , R_2 , and R_C are as defined below.

In another embodiment, the present invention provides a method of inhibiting beta-secretase activity in a host, the method comprising administering to the host an effective amount of at least one compound of formula (I), or at least one pharmaceutically acceptable salt thereof, wherein the host is a human, and wherein R_1 , R_2 , and R_C are as defined below.

In another embodiment, the present invention provides a method of affecting beta-secretase-mediated cleavage of amyloid precursor protein in a patient, comprising administering a therapeutically effective amount of at least

one compound of formula (I), or at least one pharmaceutically acceptable salt thereof, wherein R_1 , R_2 , and R_C are as defined below.

In another embodiment, the present invention provides a method of inhibiting cleavage of amyloid precursor protein at a site between Met596 and
5 Asp597 (numbered for the APP-695 amino acid isotype), or at a corresponding site of an isotype or mutant thereof, comprising administering a therapeutically effective amount of at least one compound of formula (I), or at least one pharmaceutically acceptable salt thereof, wherein R_1 , R_2 , and R_C are as defined below.

10 In another embodiment, the present invention provides a method of inhibiting production of A-beta, comprising administering to a patient a therapeutically effective amount of at least one compound of formula (I), or at least one pharmaceutically acceptable salt thereof, wherein R_1 , R_2 , and R_C are as defined below.

15 In another embodiment, the present invention provides a method of preventing or treating deposition of A-beta, comprising administering a therapeutically effective amount of at least one compound of formula (I), or at least one pharmaceutically acceptable salt thereof, wherein R_1 , R_2 , and R_C are as defined below.

20 In another embodiment, the present invention provides a method of preventing, delaying, halting, or reversing a disease characterized by A-beta deposits or plaques, comprising administering a therapeutically effective amount of at least one compound of formula (I), or at least one pharmaceutically acceptable salt thereof, wherein R_1 , R_2 , and R_C are as defined below.

25 In another embodiment, the A-beta deposits or plaques are in a human brain.

In another embodiment, the present invention provides a method of inhibiting the activity of at least one aspartyl protease in a patient in need thereof, comprising administering a therapeutically effective amount of at least one
30 compound of formula (I), or at least one pharmaceutically acceptable salt thereof, wherein R_1 , R_2 , and R_C are as defined below.

In another embodiment, the at least one aspartyl protease is beta-secretase.

In another embodiment, the present invention provides a method of interacting an inhibitor with beta-secretase, comprising administering to a patient
5 in need thereof a therapeutically effective amount of at least one compound of formula (I), or at least one pharmaceutically acceptable salt thereof, wherein R_1 , R_2 , and R_C are as defined below, wherein the at least one compound interacts with at least one beta-secretase subsite such as S1, S1', or S2'.

In another embodiment, the present invention provides an article of
10 manufacture, comprising (a) at least one dosage form of at least one compound of formula (I), or pharmaceutically acceptable salt thereof, wherein R_1 , R_2 , and R_C are defined below, (b) a package insert providing that a dosage form comprising a compound of formula (I) should be administered to a patient in need of therapy for at least one disorder, condition or disease associated with amyloidosis, and (c) at
15 least one container in which at least one dosage form of at least one compound of formula (I) is stored.

In another embodiment, the present invention provides a packaged pharmaceutical composition for treating at least one condition related to amyloidosis, comprising (a) a container which holds an effective amount of at
20 least one compound of formula (I), or at least one pharmaceutically acceptable salt thereof, wherein R_1 , R_2 , and R_C are as defined below, and (b) instructions for using the pharmaceutical composition.

DEFINITIONS

Throughout the specification and claims, including the detailed description
25 below, the following definitions apply.

It should be noted that, as used in this specification and the appended claims, the singular forms "a," "an," and "the" include plural referents unless the content clearly dictates otherwise. Thus, for example, reference to a composition containing "a compound" includes a mixture of two or more compounds. It should
30 also be noted that the term "or" is generally employed in its sense including "and/or" unless the content clearly dictates otherwise.

Where multiple substituents are indicated as being attached to a structure, it is to be understood that the substituents can be the same or different.

APP, amyloid precursor protein, is defined as any APP polypeptide, including APP variants, mutations, and isoforms, for example, as disclosed in
5 U.S. Patent No. 5,766,846.

Beta-amyloid peptide (A-beta peptide) is defined as any peptide resulting from beta-secretase mediated cleavage of APP, including, for example, peptides of 39, 40, 41, 42, and 43 amino acids, and extending from the beta-secretase cleavage site to amino acids 39, 40, 41, 42, or 43.

10 Beta-secretase is an aspartyl protease that mediates cleavage of APP at the N-terminus edge of A-beta. Human beta-secretase is described, for example, in WO 00/17369.

The term "complex" as used herein refers to an inhibitor-enzyme complex, wherein the inhibitor is a compound of formula (I) described herein and wherein
15 the enzyme is beta-secretase or a fragment thereof.

The term "host" as used herein refers to a cell or tissue, *in vitro* or *in vivo*, an animal, or a human.

The term "treating" refers to administering a compound or a composition of formula (I) to a host having at least a tentative diagnosis of disease or condition.
20 The methods of treatment and compounds of the present invention will delay, halt, or reverse the progression of the disease or condition thereby giving the host a longer and/or more functional life span.

The term "preventing" refers to administering a compound or a composition of formula (I) to a host who has not been diagnosed as having the disease or
25 condition at the time of administration, but who could be expected to develop the disease or condition or be at increased risk for the disease or condition. The methods of treatment and compounds of the present invention may slow the development of disease symptoms, delay the onset of the disease or condition, halt the progression of disease development, or prevent the host from developing
30 the disease or condition at all. Preventing also includes administration of at least one compound or a composition of the present invention to those hosts thought to be predisposed to the disease or condition due to age, familial history, genetic or

chromosomal abnormalities, due to the presence of one or more biological markers for the disease or condition, such as a known genetic mutation of APP or APP cleavage products in brain tissues or fluids, and/or due to environmental factors.

5 The term "halogen" in the present invention refers to fluorine, bromine, chlorine, or iodine.

The term "alkyl" in the present invention refers to straight or branched chain alkyl groups having 1 to 20 carbon atoms. An alkyl group may optionally comprise at least one double bond and/or at least one triple bond. The alkyl
10 groups herein are unsubstituted or substituted in one or more positions with various groups. For example, such alkyl groups may be optionally substituted with at least one group independently selected from alkyl, alkoxy, -C(O)H, carboxy, alkoxycarbonyl, cycloalkyl, heterocycloalkyl, aryl, heteroaryl, amido, alkanoylamino, amidino, alkoxycarbonylamino, N-alkyl amidino, N-alkyl amido,
15 N,N'-dialkylamido, aralkoxycarbonylamino, halogen, alkyl thio, alkylsulfinyl, alkylsulfonyl, hydroxy, cyano, nitro, amino, monoalkylamino, dialkylamino, haloalkyl, haloalkoxy, aminoalkyl, monoalkylaminoalkyl, dialkylaminoalkyl, and the like. Additionally, at least one carbon within any such alkyl may be optionally replaced with -C(O)-.

20 Examples of alkyls include methyl, ethyl, ethenyl, ethynyl, propyl, 1-ethyl-propyl, propenyl, propynyl, isopropyl, n-butyl, isobutyl, sec-butyl, tert-butyl, 2-methylbutyl, 3-methyl-butyl, 1-but-3-enyl, butynyl, pentyl, 2-pentyl, isopentyl, neopentyl, 3-methylpentyl, 1-pent-3-enyl, 1-pent-4-enyl, pentyn-2-yl, hexyl, 2-hexyl, 3-hexyl, 1-hex-5-enyl, formyl, acetyl, acetylamino, trifluoromethyl, propionic
25 acid ethyl ester, trifluoroacetyl, methylsulfonyl, ethylsulfonyl, 1-hydroxy-1-methylethyl, 2-hydroxy-1,1,-dimethyl-ethyl, 1,1-dimethyl-propyl, cyano-dimethyl-methyl, propylamino, and the like.

In an embodiment, alkyls may be selected from sec-butyl, isobutyl, ethynyl, 1-ethyl-propyl, pentyl, 3-methyl-butyl, pent-4-enyl, isopropyl, tert-butyl, 2-
30 methylbutane, and the like.

In another embodiment, alkyls may be selected from formyl, acetyl, acetylamino, trifluoromethyl, propionic acid ethyl ester, trifluoroacetyl,

methylsulfonyl, ethylsulfonyl, 1-hydroxy-1-methylethyl, 2-hydroxy-1,1,-dimethyl-ethyl, 1,1-dimethyl-propyl, cyano-dimethyl-methyl, propylamino, and the like.

The term "alkoxy" in the present invention refers to straight or branched chain alkyl groups, wherein an alkyl group is as defined above, and having 1 to 20
5 carbon atoms, attached through at least one divalent oxygen atom, such as, for example, methoxy, ethoxy, propoxy, isopropoxy, n-butoxy, sec-butoxy, tert-butoxy, pentoxy, isopentoxy, neopentoxy, hexyloxy, heptyloxy, allyloxy, 2-(2-methoxy-ethoxy)-ethoxy, benzyloxy, 3-methylpentoxy, and the like.

In an embodiment, alkoxy groups may be selected from allyloxy, hexyloxy,
10 heptyloxy, 2-(2-methoxy-ethoxy)-ethoxy, benzyloxy, and the like.

The term "-C(O)-alkyl" or "alkanoyl" refers to an acyl group derived from an alkylcarboxylic acid, a cycloalkylcarboxylic acid, a heterocycloalkylcarboxylic acid, an arylcarboxylic acid, an arylalkylcarboxylic acid, a heteroarylcarboxylic acid, or a heteroarylalkylcarboxylic acid, examples of which include formyl, acetyl, 2,2,2-
15 trifluoroacetyl, propionyl, butyryl, valeryl, 4-methylvaleryl, and the like.

The term "cycloalkyl" refers to an optionally substituted carbocyclic ring system of one or more 3, 4, 5, 6, 7, or 8 membered rings, including 9, 10, 11, 12, 13, and 14 membered fused ring systems, all of which can be saturated or partially unsaturated. The cycloalkyl may be monocyclic, bicyclic, tricyclic, and
20 the like. Bicyclic and tricyclic as used herein are intended to include both fused ring systems, such as adamantyl, octahydroindenyl, decahydro-naphthyl, and the like, substituted ring systems, such as cyclopentylcyclohexyl, and spirocycloalkyls such as spiro[2.5]octane, spiro[4.5]decane, 1,4-dioxa-spiro[4.5]decane, and the like. A cycloalkyl may optionally be a benzo fused ring system, which is optionally
25 substituted as defined herein with respect to the definition of aryl. At least one -CH₂- group within any such cycloalkyl ring system may be optionally replaced with -C(O)-, -C(S)-, -C(=N-H)-, -C(=N-OH)-, -C(=N-alkyl)- (optionally substituted as defined herein with respect to the definition of alkyl), or -C(=N-O-alkyl)- (optionally substituted as defined herein with respect to the definition of alkyl).

30 Further examples of cycloalkyl groups include cyclopropyl, cyclobutyl, cyclopentyl, cyclohexyl, octahydronaphthyl, 2,3-dihydro-1H-indenyl, and the like.

In an embodiment, a cycloalkyl may be selected from cyclopentyl, cyclohexyl, cycloheptyl, adamantenyl, bicyclo[2.2.1]heptyl, and the like.

The cycloalkyl groups herein are unsubstituted or substituted in at least one position with various groups. For example, such cycloalkyl groups may be optionally substituted with alkyl, alkoxy, -C(O)H, carboxy, alkoxycarbonyl, cycloalkyl, heterocycloalkyl, aryl, heteroaryl, amido, alkanoylamino, amidino, alkoxycarbonylamino, N-alkyl amidino, N-alkyl amido, N,N'-dialkylamido, aralkoxycarbonylamino, halogen, alkylthio, alkylsulfinyl, alkylsulfonyl, hydroxy, cyano, nitro, amino, monoalkylamino, dialkylamino, haloalkyl, haloalkoxy, aminoalkyl, monoalkylaminoalkyl, dialkylaminoalkyl, and the like.

The term "cycloalkylcarbonyl" refers to an acyl group of the formula cycloalkyl-C(O)- in which the term "cycloalkyl" has the significance given above, such as cyclopropylcarbonyl, cyclohexylcarbonyl, adamantylcarbonyl, 1,2,3,4-tetrahydro-2-naphthoyl, 2-acetamido-1,2,3,4-tetrahydro-2-naphthoyl, 1-hydroxy-1,2,3,4-tetrahydro-6-naphthoyl, and the like.

The term "heterocycloalkyl," "heterocycle," or "heterocyclyl," refers to a monocyclic, bicyclic or tricyclic heterocycle group, containing at least one nitrogen, oxygen or sulfur atom ring member and having 3 to 8 ring members in each ring, wherein at least one ring in the heterocycloalkyl ring system may optionally contain at least one double bond. At least one -CH₂- group within any such heterocycloalkyl ring system may be optionally replaced with -C(O)-, -C(S)-, -C(N)-, -C(=N-H)-, -C(=N-OH)-, -C(=N-alkyl)- (optionally substituted as defined herein with respect to the definition of alkyl), or -C(=N-O-alkyl)- (optionally substituted as defined herein with respect to the definition of alkyl).

The terms "bicyclic" and "tricyclic" as used herein are intended to include both fused ring systems, such as 2,3-dihydro-1H-indole, and substituted ring systems, such as bicyclohexyl. At least one -CH₂- group within any such heterocycloalkyl ring system may be optionally replaced with -C(O)-, -C(N)- or -C(S)-. Heterocycloalkyl is intended to include sulfones, sulfoxides, N-oxides of tertiary nitrogen ring members, and carbocyclic fused and benzo fused ring systems wherein the benzo fused ring system is optionally substituted as defined herein with respect to the definition of aryl. Such heterocycloalkyl groups may be

optionally substituted on one or more carbon atoms by halogen, alkyl, alkoxy, cyano, nitro, amino, alkylamino, dialkylamino, monoalkylaminoalkyl, dialkylaminoalkyl, haloalkyl, haloalkoxy, aminohydroxy, oxo, aryl, aralkyl, heteroaryl, heteroaralkyl, amidino, N-alkylamidino, alkoxycarbonylamino, alkylsulfonylamino, and the like, and/or on a secondary nitrogen atom (i.e., -NH-) by hydroxy, alkyl, aralkoxycarbonyl, alkanoyl, heteroaralkyl, phenyl, phenylalkyl, and the like.

Examples of a heterocycloalkyl include morpholinyl, thiomorpholinyl, thiomorpholinyl S-oxide, thiomorpholinyl S,S-dioxide, piperazinyl, homopiperazinyl, pyrrolidinyl, pyrrolinyl, 2,5-dihydro-pyrrolyl, tetrahydropyranyl, pyranyl, thiopyranyl, piperidinyl, tetrahydrofuranyl, tetrahydrothienyl, imidazolidinyl, homopiperidinyl, 1,2-dihydro-pyridinyl, homomorpholinyl, homothiomorpholinyl, homothiomorpholinyl S,S-dioxide, oxazolidinonyl, dihydropyrazolyl, dihydropyrrolyl, 1,4-dioxa-spiro[4.5]decyl, dihydropyrazinyl, dihydropyridinyl, dihydropyrimidinyl, dihydrofuryl, dihydropyranyl, tetrahydrothienyl S-oxide, tetrahydrothienyl S,S-dioxide, homothiomorpholinyl S-oxide, 2-oxo-piperidinyl, 5-oxo-pyrrolidinyl, 2-oxo-1,2-dihydro-pyridinyl, 6-oxo-6H-pyranyl, 1,1-dioxo-hexahydro-thiopyranyl, 1-acetyl-piperidinyl, 1-methanesulfonylpiperidinyl, 1-ethanesulfonylpiperidinyl, 1-oxo-hexahydro-thiopyranyl, 1-(2,2,2-trifluoroacetyl)-piperidinyl, 1-formyl-piperidinyl, and the like.

In an embodiment, a heterocycloalkyl may be selected from pyrrolidinyl, 2,5-dihydro-pyrrolyl, piperidinyl, 1,2-dihydro-pyridinyl, pyranyl, piperazinyl, imidazolidinyl, thiopyranyl, tetrahydropyranyl, 1,4-dioxa-spiro[4.5]decyl, and the like.

In another embodiment, a heterocycloalkyl may be selected from 2-oxo-piperidinyl, 5-oxo-pyrrolidinyl, 2-oxo-1,2-dihydro-pyridinyl, 6-oxo-6H-pyranyl, 1,1-dioxo-hexahydro-thiopyranyl, 1-acetyl-piperidinyl, 1-methanesulfonyl piperidinyl, 1-ethanesulfonylpiperidinyl, 1-oxo-hexahydro-thiopyranyl, 1-(2,2,2-trifluoroacetyl)-piperidinyl, 1-formyl-piperidinyl, and the like.

The term "aryl" refers to an aromatic carbocyclic group having a single ring (e.g., phenyl) or multiple condensed rings in which at least one ring is aromatic. The aryl may be monocyclic, bicyclic, tricyclic, etc. Bicyclic and tricyclic as used

herein are intended to include both fused ring systems, such as naphthyl and β -carbolinyl, and substituted ring systems, such as biphenyl, phenylpyridyl, diphenylpiperazinyl, tetrahydronaphthyl, and the like. Preferred aryl groups of the present invention are phenyl, 1-naphthyl, 2-naphthyl, indanyl, indenyl, 5 dihydronaphthyl, fluorenyl, tetralinyl or 6,7,8,9-tetrahydro-5H-benzo[a]cycloheptenyl. The aryl groups herein are unsubstituted or substituted in one or more positions with various groups. For example, such aryl groups may be optionally substituted with alkyl, alkoxy, C(O)H, carboxy, alkoxy-carbonyl, aryl, heteroaryl, cycloalkyl, heterocycloalkyl, amido, alkanoylamino, amidino, 10 alkoxy-carbonylamino, N-alkyl amidino, N-alkyl amido, N,N'-dialkylamido, aralkoxy-carbonylamino, halogen, alkyl thio, alkylsulfanyl, alkylsulfonyl, hydroxy, cyano, nitro, amino, monoalkylamino, dialkylamino, aralkoxy-carbonylamino, haloalkyl, haloalkoxy, aminoalkyl, monoalkylaminoalkyl, dialkylaminoalkyl, and the like.

15 Examples of aryl groups are phenyl, p-tolyl, 4-methoxyphenyl, 4-(tert-butoxy)phenyl, 3-methyl-4-methoxyphenyl, 4-CF₃-phenyl, 4-fluorophenyl, 4-chlorophenyl, 3-nitrophenyl, 3-aminophenyl, 3-acetamidophenyl, 4-acetamidophenyl, 2-methyl-3-acetamidophenyl, 2-methyl-3-aminophenyl, 3-methyl-4-aminophenyl, 2-amino-3-methylphenyl, 2,4-dimethyl-3-aminophenyl, 4-20 hydroxyphenyl, 3-methyl-4-hydroxyphenyl, 1-naphthyl, 2-naphthyl, 3-amino-1-naphthyl, 2-methyl-3-amino-1-naphthyl, 6-amino-2-naphthyl, 4,6-dimethoxy-2-naphthyl, piperazinylphenyl, and the like.

Further examples of aryl groups include 3-tert-butyl-1-fluoro-phenyl, 1,3-difluoro-phenyl, (1-hydroxy-1-methyl-ethyl)-phenyl, 1-fluoro-3-(2-hydroxy-1,1-25 dimethyl-ethyl)-phenyl, (1,1-dimethyl-propyl)-phenyl, cyclobutyl-phenyl, pyrrolidin-2-yl-phenyl, (5-oxo-pyrrolidin-2-yl)-phenyl, (2,5-dihydro-1H-pyrrol-2-yl)-phenyl, (1H-pyrrol-2-yl)-phenyl, (cyano-dimethyl-methyl)-phenyl, tert-butyl-phenyl, 1-fluoro-2-hydroxy-phenyl, 1,3-difluoro-4-propylamino-phenyl, 1,3-difluoro-4-hydroxy-phenyl, 1,3-difluoro-4-ethylamino-phenyl, 3-isopropyl-phenyl, (3H-30 [1,2,3]triazol-4-yl)-phenyl, [1,2,3]triazol-1-yl-phenyl, [1,2,4]thiadiazol-3-yl-phenyl, [1,2,4]thiadiazol-5-yl-phenyl, (4H-[1,2,4]triazol-3-yl)-phenyl, [1,2,4]oxadiazol-3-yl-phenyl, imidazol-1-yl-phenyl, (3H-imidazol-4-yl)-phenyl, [1,2,4]triazol-4-yl-phenyl,

[1,2,4]oxadiazol-5-yl-phenyl, isoxazol-3-yl-phenyl, (1-methyl-cyclopropyl)-phenyl, isoxazol-4-yl-phenyl, isoxazol-5-yl-phenyl, 1-cyano-2-tert-butyl-phenyl, 1-trifluoromethyl-2-tert-butyl-phenyl, 1-chloro-2-tert-butyl-phenyl, 1-acetyl-2-tert-butyl-phenyl, 1-tert-butyl-2-methyl-phenyl, 1-tert-butyl-2-ethyl-phenyl, 1-cyano-3-tert-butyl-phenyl, 1-trifluoromethyl-3-tert-butyl-phenyl, 1-chloro-3-tert-butyl-phenyl, 1-acetyl-3-tert-butyl-phenyl, 1-tert-butyl-3-methyl-phenyl, 1-tert-butyl-3-ethyl-phenyl, 4-tert-butyl-1-imidazol-1-yl-phenyl, ethylphenyl, isobutylphenyl, isopropylphenyl, 3-allyloxy-1-fluoro-phenyl, (2,2-dimethyl-propyl)-phenyl, ethynylphenyl, 1-fluoro-3-heptyloxy-phenyl, 1-fluoro-3-[2-(2-methoxy-ethoxy)-ethoxy]-phenyl, 1-benzyloxy-3-fluoro-phenyl, 1-fluoro-3-hydroxy-phenyl, 1-fluoro-3-hexyloxy-phenyl, (4-methyl-thiophen-2-yl)-phenyl, (5-acetyl-thiophen-2-yl)-phenyl, furan-3-yl-phenyl, thiophen-3-yl-phenyl, (5-formyl-thiophen-2-yl)-phenyl, (3-formyl-furan-2-yl)-phenyl, acetylamino-phenyl, trifluoromethylphenyl, sec-butylphenyl, pentylphenyl, (3-methyl-butyl)-phenyl, (1-ethyl-propyl)-phenyl, cyclopentylphenyl, 3-pent-4-enyl-phenyl, phenyl propionic acid ethyl ester, pyridin-2-ylphenyl, (3-methyl-pyridin-2-yl)-phenyl, thiazol-2-yl-phenyl, (3-methyl-thiophen-2-yl)-phenyl, fluoro-phenyl, adamantan-2-yl-phenyl, 1,3-difluoro-2-hydroxy-phenyl, cyclopropyl-phenyl, 1-bromo-3-tert-butyl-phenyl, (3-bromo-[1,2,4]thiadiazol-5-yl)-phenyl, (1-methyl-1H-imidazol-2-yl)-phenyl, 3,5-dimethyl-3H-pyrazol-4-yl)-phenyl, (3,6-dimethyl-pyrazin-2-yl)-phenyl, (3-cyano-pyrazin-2-yl)-phenyl, thiazol-4-yl-phenyl, (4-cyano-pyridin-2-yl)-phenyl, pyrazin-2-yl-phenyl, (6-methyl-pyridazin-3-yl)-phenyl, (2-cyano-thiophen-3-yl)-phenyl, (2-chloro-thiophen-3-yl)-phenyl, (5-acetyl-thiophen-3-yl)-phenyl, cyano-phenyl, and the like.

The term "heteroaryl" refers to an aromatic heterocycloalkyl group as defined above. The heteroaryl groups herein are unsubstituted or substituted in at least one position with various groups. For example, such heteroaryl groups may be optionally substituted with, for example, alkyl, alkoxy, halogen, hydroxy, cyano, nitro, amino, monoalkylamino, dialkylamino, haloalkyl, haloalkoxy, C(O)H, carboxy, alkoxycarbonyl, cycloalkyl, heterocycloalkyl, aryl, heteroaryl, amido, alkanoylamino, amidino, alkoxycarbonylamino, N-alkyl amidino, N-alkyl amido, N,N'-dialkylamido, alkyl thio, alkylsulfinyl, alkylsulfonyl, aralkoxycarbonylamino, aminoalkyl, monoalkylaminoalkyl, dialkylaminoalkyl, and the like.

Examples of heteroaryl groups include pyridyl, pyrimidyl, furanyl, imidazolyl, thienyl, oxazolyl, thiazolyl, pyrazinyl, 3-methyl-thienyl, 4-methyl-thienyl, 3-propyl-thienyl, 2-chloro-thienyl, 2-chloro-4-ethyl-thienyl, 2-cyano-thienyl, 5-acetyl-thienyl, 5-formyl-thienyl, 3-formyl-furanyl, 3-methyl-pyridinyl, 3-bromo-
 5 [1,2,4]thiadiazolyl, 1-methyl-1H-imidazole, 3,5-dimethyl-3H-pyrazolyl, 3,6-dimethyl-pyrazinyl, 3-cyano-pyrazinyl, 4-tert-butyl-pyridinyl, 4-cyano-pyridinyl, 6-methyl-pyridazinyl, 2-tert-butyl-pyrimidinyl, 4-tert-butyl-pyrimidinyl, 6-tert-butyl-pyrimidinyl, 5-tert-butyl-pyridazinyl, 6-tert-butyl-pyridazinyl, quinolinyl, benzothienyl, indolyl, indolinyl, pyridazinyl, isoindolyl, isoquinolyl, quinazolinyl,
 10 quinoxalinyl, phthalazinyl, imidazolyl, isoxazolyl, pyrazolyl, indoliziny, indazolyl, benzothiazolyl, benzimidazolyl, benzofuranyl, thienyl, pyrrolyl, oxadiazolyl, thiadiazolyl, triazolyl, tetrazolyl, oxazolopyridinyl, imidazopyridinyl, isothiazolyl, naphthyridinyl, cinnolinyl, carbazolyl, beta-carbolinyl, isochromanly, chromanyl, tetrahydroisoquinolinyl, isoindolinyl, isobenzotetrahydrofuranyl,
 15 isobenzotetrahydrothienyl, isobenzothienyl, benzoxazolyl, pyridopyridinyl, benzotetrahydrofuranyl, benzotetrahydrothienyl, purinyl, benzodioxolyl, triazinyl, phenoxazinyl, phenothiazinyl, pteridinyl, benzothiazolyl, imidazopyridinyl, imidazothiazolyl, dihydrobenzisoxazinyl, benzisoxazinyl, benzoxazinyl, dihydrobenzothiazinyl, benzopyranyl, benzothiopyranyl, coumarinyl,
 20 isocoumarinyl, chromonyl, chromanonyl, pyridinyl-N-oxide, tetrahydroquinolinyl, dihydroquinolinyl, dihydroquinolinonyl, dihydroisoquinolinonyl, dihydrocoumarinyl, dihydroisocoumarinyl, isoindolinonyl, benzodioxanyl, benzoxazolinonyl, pyrrolyl N-oxide, pyrimidinyl N-oxide, pyridazinyl N-oxide, pyrazinyl N-oxide, quinolinyl N-oxide, indolyl N-oxide, indolinyl N-oxide, isoquinolyl N-oxide, quinazolinyl N-oxide,
 25 quinoxalinyl N-oxide, phthalazinyl N-oxide, imidazolyl N-oxide, isoxazolyl N-oxide, oxazolyl N-oxide, thiazolyl N-oxide, indoliziny, indazolyl N-oxide, benzothiazolyl N-oxide, benzimidazolyl N-oxide, pyrrolyl N-oxide, oxadiazolyl N-oxide, thiadiazolyl N-oxide, triazolyl N-oxide, tetrazolyl N-oxide, benzothiopyranyl S-oxide, benzothiopyranyl S,S-dioxide, tetrahydrocarbazole,
 30 tetrahydrobetacarboline, and the like.

In an embodiment, a heteroaryl group may be selected from pyridyl, pyrimidyl, furanyl, imidazolyl, thienyl, oxazolyl, thiazolyl, pyrazinyl, and the like.

In another embodiment, a heteroaryl group may be selected from 3-methyl-thienyl, 4-methyl-thienyl, 3-propyl-thienyl, 2-chloro-thienyl, 2-chloro-4-ethyl-thienyl, 2-cyano-thienyl, 5-acetyl-thienyl, 5-formyl-thienyl, 3-formyl-furanyl, 3-methyl-pyridinyl, 3-bromo-[1,2,4]thiadiazolyl, 1-methyl-1H-imidazole, 3,5-dimethyl-3H-pyrazolyl, 3,6-dimethyl-pyrazinyl, 3-cyano-pyrazinyl, 4-tert-butyl-pyridinyl, 4-cyano-pyridinyl, 6-methyl-pyridazinyl, 2-tert-butyl-pyrimidinyl, 4-tert-butyl-pyrimidinyl, 6-tert-butyl-pyrimidinyl, 5-tert-butyl-pyridazinyl, 6-tert-butyl-pyridazinyl, and the like.

Further examples of heterocycloalkyls and heteroaryls may be found in Katritzky, A. R. et al., *Comprehensive Heterocyclic Chemistry: The Structure, Reactions, Synthesis and Use of Heterocyclic Compounds*, Vol. 1-8, New York: Pergamon Press, 1984.

The term "aralkoxycarbonyl" refers to a group of the formula aralkyl-O-C(O)- in which the term "aralkyl" is encompassed by the definitions above for aryl and alkyl. Examples of an aralkoxycarbonyl group include benzyloxycarbonyl 4-methoxyphenylmethoxycarbonyl, and the like.

The term "aryloxy" refers to a group of the formula -O-aryl in which the term aryl is as defined above.

The term "aralkanoyl" refers to an acyl group derived from an aryl-substituted alkanecarboxylic acid such as phenylacetyl, 3-phenylpropionyl(hydrocinnamoyl), 4-phenylbutyryl, (2-naphthyl)acetyl, 4-chlorohydrocinnamoyl, 4-aminohydrocinnamoyl, 4-methoxyhydrocinnamoyl, and the like.

The term "aroyl" refers to an acyl group derived from an arylcarboxylic acid, "aryl" having the meaning given above. Examples of such aroyl groups include substituted and unsubstituted benzoyl or naphthoyl such as benzoyl, 4-chlorobenzoyl, 4-carboxybenzoyl, 4-(benzyloxycarbonyl)benzoyl, 1-naphthoyl, 2-naphthoyl, 6-carboxy-2 naphthoyl, 6-(benzyloxycarbonyl)-2-naphthoyl, 3-benzyloxy-2-naphthoyl, 3-hydroxy-2-naphthoyl, 3-(benzyloxyformamido)-2-naphthoyl, and the like.

The term "haloalkyl" refers to an alkyl group having the meaning as defined above wherein one or more hydrogens are replaced with a halogen. Examples of

such haloalkyl groups include chloromethyl, 1-bromoethyl, fluoromethyl, difluoromethyl, trifluoromethyl, 1,1,1-trifluoroethyl, and the like.

The term "epoxide" refers to chemical compounds or reagents comprising a bridging oxygen wherein the bridged atoms are also bonded to one another either directly or indirectly. Examples of epoxides include epoxyalkyl (e.g., ethylene oxide, and 1,2-epoxybutane), and epoxycycloalkyl (e.g., 1,2-epoxycyclohexane, 1,2-epoxy-1-methylcyclohexane), and the like.

The term "structural characteristics" refers to chemical moieties, chemical motifs, and portions of chemical compounds. These include R groups, such as but not limited to those defined herein, ligands, appendages, and the like. For example, structural characteristics may be defined by their properties, such as, but not limited to, their ability to participate in intermolecular interactions including Van der Waal's interactions (e.g., electrostatic interactions, dipole-dipole interactions, dispersion forces, hydrogen bonding, and the like). Such characteristics may impart desired pharmacokinetic properties and thus have an increased ability to cause the desired effect and thus prevent or treat the targeted diseases or conditions.

Compounds of formula (I) also comprise structural moieties that may participate in inhibitory interactions with at least one subsite of beta-secretase. For example, moieties of the compounds of formula (I) may interact with at least one of the S1, S1' and S2' subsites, wherein S1 comprises residues Leu30, Tyr71, Phe108, Ile110, and Trp115, S1' comprises residues Tyr198, Ile226, Val227, Ser 229, and Thr231, and S2' comprises residues Ser35, Asn37, Pro70, Tyr71, Ile118, and Arg128. Such compounds and methods of treatment may have an increased ability to cause the desired effect and thus prevent or treat the targeted diseases or conditions.

The term "pharmaceutically acceptable" refers to those properties and/or substances that are acceptable to the patient from a pharmacological/toxicological point of view, and to the manufacturing pharmaceutical chemist from a physical/chemical point of view regarding composition, formulation, stability, patient acceptance, and bioavailability.

The term "effective amount" as used herein refers to an amount of a therapeutic agent administered to a host, as defined herein, necessary to achieve a desired effect.

5 The term "therapeutically effective amount" as used herein refers to an amount of a therapeutic agent administered to a host to treat or prevent a condition treatable by administration of a composition of the invention. That amount is the amount sufficient to reduce or lessen at least one symptom of the disease being treated or to reduce or delay onset of one or more clinical markers or symptoms of the disease.

10 The term "therapeutically active agent" refers to a compound or composition that is administered to a host, either alone or in combination with another therapeutically active agent, to treat or prevent a condition treatable by administration of a composition of the invention.

15 The terms "pharmaceutically acceptable salt" and "salts thereof" refer to acid addition salts or base addition salts of the compounds in the present invention. A pharmaceutically acceptable salt is any salt which retains the activity of the parent compound and does not impart any deleterious or undesirable effect on the subject to whom it is administered and in the context in which it is administered. Pharmaceutically acceptable salts include salts of both inorganic
20 and organic acids. Pharmaceutically acceptable salts include acid salts such as acetic, aspartic, benzenesulfonic, benzoic, bicarbonic, bisulfuric, bitartaric, butyric, calcium edetate, camsyllic, carbonic, chlorobenzoic, citric, edetic, edisylic, estolic, esyl, esylic, formic, fumaric, gluceptic, gluconic, glutamic, glycolylarsanilic, hexamic, hexylresorcinoic, hydrabamic, hydrobromic, hydrochloric, hydroiodic,
25 hydroxynaphthoic, isethionic, lactic, lactobionic, maleic, malic, malonic, mandelic, methanesulfonic, methylnitric, methylsulfuric, mucic, muconic, napsylic, nitric, oxalic, p-nitromethanesulfonic, pamoic, pantothenic, phosphoric, monohydrogen phosphoric, dihydrogen phosphoric, phthalic, polygalactouronic, propionic, salicylic, stearic, succinic, sulfamic, sulfanilic, sulfonic, sulfuric, tannic, tartaric,
30 teoclic, toluenesulfonic, and the like. Other acceptable salts may be found, for example, in Stahl et al., *Pharmaceutical Salts: Properties, Selection, and Use*, Wiley-VCH; 1st edition (June 15, 2002).

In an embodiment of the present invention, a pharmaceutically acceptable salt is selected from hydrochloric, hydrobromic, hydroiodic, nitric, sulfuric, phosphoric, citric, methanesulfonic, $\text{CH}_3\text{-(CH}_2\text{)}_{0-4}\text{-COOH}$, $\text{HOOC-(CH}_2\text{)}_{0-4}\text{-COOH}$, HOOC-CH=CH-COOH , phenyl-COOH, and the like.

5 The term "unit dosage form" refers to physically discrete units suitable as unitary dosages for human subjects or other mammals, each unit containing a predetermined quantity of active material calculated to produce the desired therapeutic effect, in association with a suitable pharmaceutical vehicle. The concentration of active compound in the drug composition will depend on
10 absorption, inactivation, and/or excretion rates of the active compound, the dosage schedule, the amount administered and medium and method of administration, as well as other factors known to those of skill in the art.

The term "modulate" refers to a chemical compound's activity of either enhancing or inhibiting a functional property of biological activity or process.

15 The terms "interact" and "interactions" refer to a chemical compound's association and/or reaction with another chemical compound, such as an interaction between an inhibitor and beta-secretase. Interactions include, but are not limited to, hydrophobic, hydrophilic, lipophilic, lipophobic, electrostatic, and van der Waal's interactions including hydrogen bonding.

20 An "article of manufacture" as used herein refers to materials useful for the diagnosis, prevention or treatment of the disorders described above, such as a container with a label. The label can be associated with the article of manufacture in a variety of ways including, for example, the label may be on the container or the label may be in the container as a package insert. Suitable
25 containers include, for example, blister packs, bottles, bags, vials, syringes, test tubes, and the like. The containers may be formed from a variety of materials such as glass, metal, plastic, rubber, paper, and the like. The container holds a composition as described herein which is effective for diagnosing, preventing, or treating a condition treatable by a compound or composition of the present
30 invention.

The article of manufacture may contain bulk quantities or less of a composition as described herein. The label on, or associated with, the container

may provide instructions for the use of the composition in diagnosing, preventing, or treating the condition of choice, instructions for the dosage amount and for the methods of administration. The label may further indicate that the composition is to be used in combination with one or more therapeutically active agents wherein
5 the therapeutically active agent is selected from an antioxidant, an anti-inflammatory, a gamma-secretase inhibitor, a neurotrophic agent, an acetylcholinesterase inhibitor, a statin, an A-beta, an anti-A-beta antibody, and/or a beta-secretase complex or fragment thereof. The article of manufacture may further comprise multiple containers, also referred to herein as a kit, comprising a
10 therapeutically active agent or a pharmaceutically-acceptable buffer, such as phosphate-buffered saline, Ringer's solution and/or dextrose solution. It may further include other materials desirable from a commercial and user standpoint, including other buffers, diluents, filters, needles, syringes, and/or package inserts with instructions for use.

15 The compounds of formula (I), their compositions, and methods of treatment employing them, can be enclosed in multiple or single dose containers. The enclosed compounds and/or compositions can be provided in kits, optionally including component parts that can be assembled for use. For example, a compound inhibitor in lyophilized form and a suitable diluent may be provided as
20 separated components for combination prior to use. A kit may include a compound inhibitor and at least one additional therapeutic agent for co-administration. The inhibitor and additional therapeutic agents may be provided as separate component parts.

A kit may include a plurality of containers, each container holding at least
25 one unit dose of the compound of the present invention. The containers are preferably adapted for the desired mode of administration, including, for example, pill, tablet, capsule, powder, gel or gel capsule, sustained-release capsule, or elixir form, and/or combinations thereof, and the like for oral administration, depot products, pre-filled syringes, ampoules, vials, and the like for parenteral
30 administration, and patches, medipads, creams, and the like for topical administration.

The term " C_{max} " refers to the peak plasma concentration of a compound in a host.

The term " T_{max} " refers to the time at peak plasma concentration of a compound in a host.

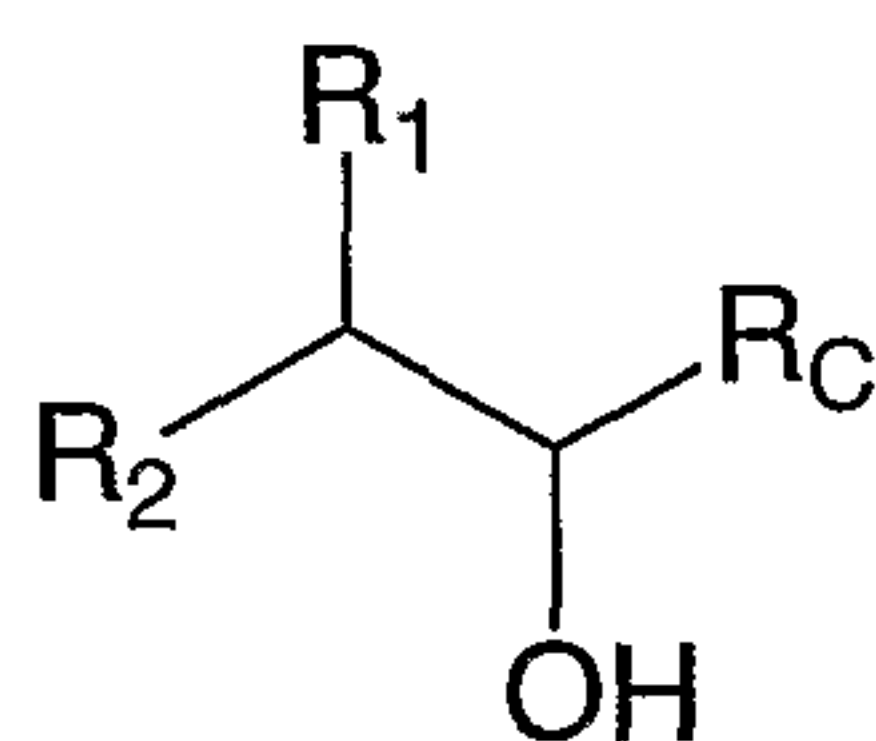
5 The term "half-life" refers to the period of time required for the concentration or amount of a compound in a host to be reduced to exactly one-half of a given concentration or amount.

DETAILED DESCRIPTION OF THE PRESENT INVENTION

10 The present invention is directed to novel compounds and also to methods of treating at least one condition, disorder, or disease associated with amyloidosis using such compounds. Amyloidosis refers to a collection of diseases, disorders, or conditions associated with abnormal deposition of amyloid protein.

15 An embodiment of the present invention is to provide methods of preventing or treating at least one condition associated with amyloidosis using compounds of formula (I) with a high degree of efficacy. Compounds and methods of treatment that are efficacious are those that have an increased ability to cause the desired effect and thus prevent or treat the targeted diseases or conditions.

20 Another embodiment of the present invention is to provide compounds of formula (I),



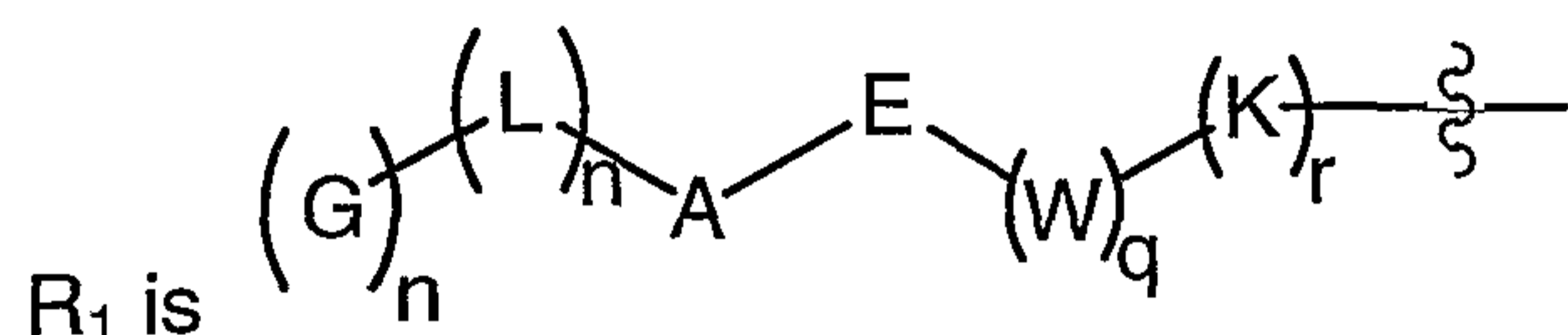
(I)

25 or at least one pharmaceutically acceptable salt thereof, for preventing or treating at least one condition that benefits from inhibition of at least one aspartyl-protease, wherein the inhibition is at least 10% for a dose of 100 mg/kg or less, and wherein R_1 , R_2 , and R_C are defined below.

Another embodiment of the present invention is to provide methods for preventing or treating at least one condition that benefits from inhibition of at least one aspartyl-protease, comprising compounds of formula (I), or at least one

pharmaceutically acceptable salt thereof, wherein the inhibition is at least 10% for a dose of 100 mg/kg or less, and wherein R_1 , R_2 , and R_C are defined below.

Another embodiment of the present invention is to provide a method of preventing or treating at least one condition that benefits from inhibition of at least one aspartyl-protease, comprising administering to a host a composition comprising a therapeutically effective amount of at least one compound of formula (I), or at least one pharmaceutically acceptable salt thereof, wherein



wherein n is 0 or 1; q is 0 or 1; r is 0, 1, or 2;

K is selected from $-(CR_{3a}R_{3b})-$, $-O-$, $-SO_2-$, $-C(O)-$, and $-CH(NR_{55}R_{60})-$;

R_{55} and R_{60} are each independently selected from hydrogen and alkyl;

R_{3a} and R_{3b} are independently selected from hydrogen, halogen, $-O$ -alkyl, and alkyl optionally substituted with at least one group

independently selected from halogen, $-CN$, $-CF_3$, and $-OH$;

W is selected from $-(CH_2)_{1-4}-$, $-O-$, $-S(O)_{0-2}-$, $-N(R_{55})-$, and $-C(O)-$;

E is a bond or alkyl;

A is selected from aryl optionally substituted with at least one group

independently selected from R_{50} , cycloalkyl optionally substituted

with at least one group independently selected from R_{50} , heteroaryl

optionally substituted with at least one group independently selected

from R_{50} , and heterocycle optionally substituted with at least one

group independently selected from R_{50} ,

wherein at least one atom of the heterocycle is optionally replaced

with $-C(O)-$ and $-S(O)_{0-2}-$,

wherein at least one heteroatom of the heteroaryl or heterocycle is

optionally substituted with a group independently selected

from $-(CO)_{0-1}R_{215}$, $-(CO)_{0-1}R_{220}$, $-S(O)_{0-2}R_{200}$, and

$-N(R_{200})-S(O)_{0-2}R_{200}$;

R_{50} is independently selected from $-OH$, halogen, $-OCF_3$, $-NO_2$, $-CN$,

$-N(R)C(O)R$, $-CO_2-R$, $-NH-CO_2-R$, $-O$ -(alkyl)- CO_2H , $-NRR'$, $-SR$, -

5 CH₂OH, -C(O)-R₂₅, -C(O)NRR', -SO₂NRR', -S(O)₁₋₂R₂₅, alkyl
 (optionally substituted with at least one group independently
 selected from -CF₃, halogen, -O-alkyl, -OCF₃, -NRR', -OH, and -CN),
 cycloalkyl (optionally substituted with at least one group
 10 independently selected from -CF₃, halogen, -O-alkyl, -OCF₃, -NRR',
 -OH, and -CN), -O-alkyl (optionally substituted with at least one
 group independently selected from -CF₃, halogen, -O-alkyl, -OCF₃,
 -NRR', -OH, and -CN), -O-benzyl (optionally substituted with at least
 one group independently selected from -H, -OH, halogen, and alkyl),
 15 -O-(CH₂)₀₋₂-O-(CH₂)₁₋₂-O-alkyl, and -(CH₂)₀₋₂-O-(CH₂)₁₋₂-OH;

R and R' are each independently selected from hydrogen, alkyl, -(CH₂)₀₋₂-
 aryl and -(CH₂)₀₋₂-cycloalkyl, wherein each aryl or cycloalkyl is
 optionally substituted with at least one group independently selected
 from halogen, hydroxy, alkyl, -O-alkyl, amino, monoalkylamino, and
 20 dialkylamino;

R₂₅ is selected from alkyl, -(CH₂)₀₋₂-aryl and -(CH₂)₀₋₂-cycloalkyl, wherein
 each aryl or cycloalkyl is optionally substituted with at least one
 group independently selected from halogen, hydroxy, alkyl, -O-alkyl,
 amino, monoalkylamino, and dialkylamino;

25 L is selected from a bond, -C(O)-, -S(O)₁₋₂-, -O-, -C(R₁₁₀)(R₁₁₂)O-,
 -OC(R₁₁₀)(R₁₁₂)-, -N(R₁₁₀)-, -C(O)N(R₁₁₀)-, -N(R₁₁₀)C(O)-, -
 C(R₁₁₀)(R')-, -C(OH)R₁₁₀-, -SO₂NR₁₁₀-, -N(R₁₁₀)SO₂-, -
 N(R₁₁₀)C(O)N(R₁₁₂)-, -N(R₁₁₀)C(S)N(R₁₁₂)-, -OCO₂-, -NCO₂-, and
 -OC(O)N(R₁₁₀)-;

30 R₁₁₀ and R₁₁₂ are each independently selected from hydrogen and alkyl
 optionally substituted with at least one group independently selected
 from -OH, -O-alkyl, and halogen;

G is selected from

-alkyl optionally substituted with at least one group independently
 35 selected from -CO₂H, -CO₂(alkyl), -O-alkyl, -OH, -NRR', alkyl,
 haloalkyl, -alkyl-O-alkyl, aryl (optionally substituted with at
 least one group independently selected from R₅₀), and

- heteroaryl (optionally substituted with at least one group independently selected from R_{50});
- 5 $-(CH_2)_{0-3}$ -cycloalkyl wherein cycloalkyl is optionally substituted with at least one group independently selected from $-CO_2H$, $-CO_2$ -(alkyl), $-O$ -alkyl, $-OH$, $-NH_2$, haloalkyl, alkyl, $-alkyl-O$ -alkyl, mono(alkyl)amino, di(alkyl)amino, aryl (optionally substituted with at least one group independently selected from R_{50}), and heteroaryl (optionally substituted with at least one group independently selected from R_{50});
- 10 $-(CRR)_{0-4}$ -aryl wherein the aryl is optionally substituted with at least one group independently selected from R_{50} ;
- $-(CH_2)_{0-4}$ -heteroaryl wherein the heteroaryl is optionally substituted with at least one group independently selected from R_{50} ;
- 15 $-(CH_2)_{0-4}$ -heterocycle, wherein the heterocycle is optionally substituted with at least one group independently selected from R_{50} ; and
- $-C(R_{10})(R_{12})-C(O)-NH-R_{14}$;
- R_{10} and R_{12} are each independently selected from $-H$, alkyl, $-(alkyl)_{0-1}$ -aryl, $-(alkyl)_{0-1}$ -heteroaryl, $-(alkyl)_{0-1}$ -heterocycle, aryl, heteroaryl, heterocycle, $-(CH_2)_{1-4}-OH$, $-(CH_2)_{1-4}-Z-(CH_2)_{1-4}$ -aryl, and $-(CH_2)_{1-4}-Z-(CH_2)_{1-4}$ -heteroaryl; wherein the heterocycle, aryl, and heteroaryl groups included within R_{10} and R_{12} are optionally substituted with at least one group independently selected from R_{50} ;
- 20 Z is selected from $-O-$, $-S-$, and $-NR_{16}-$;
- R_{14} is selected from $-H$, alkyl, aryl, heteroaryl, heterocycle, $-(alkyl)$ -aryl, $-(alkyl)$ -heteroaryl, alkyl, and $-(CH_2)_{0-2}-O-(CH_2)_{0-2}-OH$; wherein the heterocycle, aryl, and heteroaryl groups included within R_{14} are optionally substituted with at least one group independently selected from R_{50} ;
- 30 R_{16} is selected from hydrogen and alkyl;

M_2 and M_3 are independently selected from $-C(R_{510})-$, $-N(R_{520})_{0-1}-$, $-S-$, and $-O-$;

M_5 is selected from $-C-$ and $-N-$;

R_{505} is independently selected from H, alkyl, halogen, $-NO_2$, $-CN$, R_{200} , and phenyl;

R_{510} is independently selected from H, alkyl, halogen, amino, $-CF_3$, R_{200} , and phenyl;

R_{515} is independently selected from H, alkyl, and phenyl;

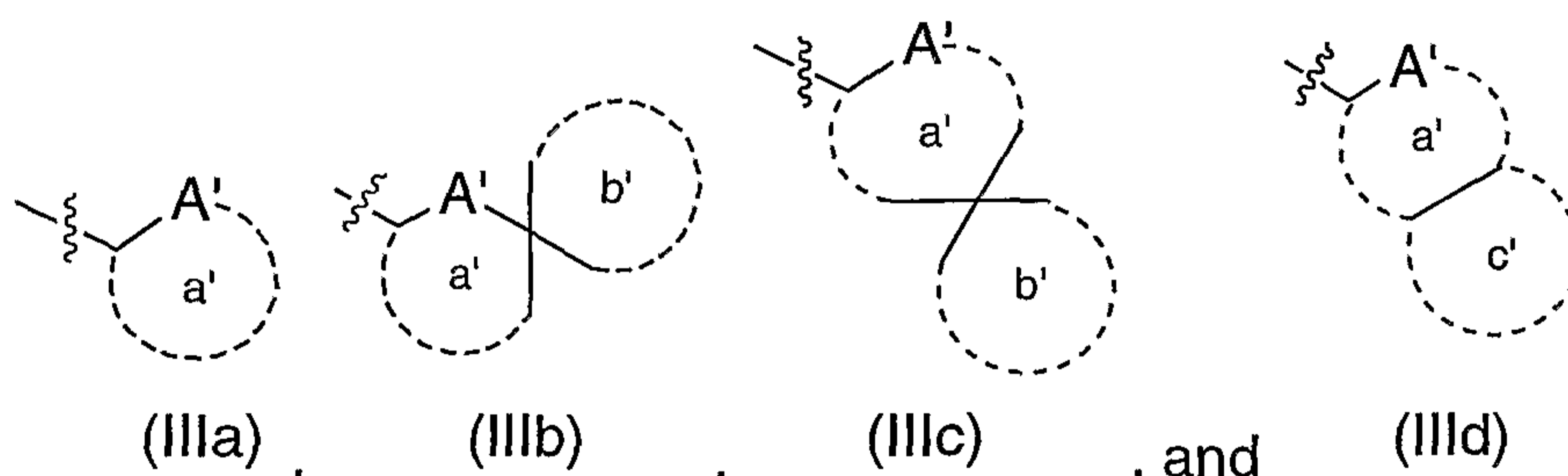
R_{520} is independently selected from H, alkyl, $-(CH_2)_{0-2}$ -phenyl, and $C(Ph)_3$;

R_{600} is a monocyclic, bicyclic, or tricyclic heteroaryl ring system of 6, 7, 8, 9, 10, 11, 12, 13, or 14 atoms, optionally substituted with at least one group independently selected from R_{605} ;

R_{605} is selected from hydrogen, halogen, alkyl, phenyl, $-CO_2$ -alkyl, nitro, $-CN$, amino, $-NR_{220}R_{225}$, $-thioalkyl$, $-CF_3$, $-OH$, $-O$ -alkyl, and heterocycloalkyl;

R_{700} is aryl optionally substituted with at least one R_{205} ;

R_C is selected from formulae (IIIa), (IIIb), (IIIc), and (III d)



wherein

A' is $-NH-$;

ring a' is a 5, 6, or 7 membered cycloalkyl ring;

ring b' is a 5, 6, or 7 membered cycloalkyl ring;

ring c' is a 5 or 6 membered aromatic ring or a 5, 6, or 7 membered cycloalkyl ring;

wherein at least one carbon of cycloalkyl rings a' , b' and c' of formulae (IIIa), (IIIb), (IIIc), and (III d) is optionally replaced with a group

independently selected from -C(O)-, -NH-, -N-, -N(R₂₀₀)-, -O-, -S(O)₀₋₂-, and -N(S(O)₀₋₂-R₂₀₀)-;

wherein at least one carbon of aromatic ring c' of formula (III d) is optionally replaced with a group independently selected from -C(R₂₀₀)-, -O-,
5 -S(O)₀₋₂-, -N-, -NH-, -N(S(O)₀₋₂-R₂₀₀)-, and -N(R₂₀₀)-;

wherein each aryl, heteroaryl, cycloalkyl, or heterocycloalkyl within R_C is optionally substituted with at least one group independently selected from R₂₀₀; and

wherein each cycloalkyl and heterocycloalkyl within formulae (III a), (III b),
10 (III c), and (III d) optionally contains at least one double bond;

R₂₀₀ at each occurrence is independently selected from

-alkyl optionally substituted with at least one group independently selected from R₂₀₅, -OH, -NO₂, -halogen, -CN, -(CH₂)₀₋₄-C(O)H, -(CO)₀₋₁R₂₁₅, -(CO)₀₋₁R₂₂₀, -(CH₂)₀₋₄-(CO)₀₋₁-NR₂₂₀R₂₂₅, -(CH₂)₀₋₄-(CO)₀₋₁-NH(R₂₁₅), -(CH₂)₀₋₄-C(O)-alkyl, -(CH₂)₀₋₄-(CO)₀₋₁-cycloalkyl, -(CH₂)₀₋₄-(CO)₀₋₁-heterocycloalkyl, -(CH₂)₀₋₄-(CO)₀₋₁-aryl, -(CH₂)₀₋₄-(CO)₀₋₁-heteroaryl, -(CH₂)₀₋₄-C(O)-O-R₂₁₅, -(CH₂)₀₋₄-SO₂-NR₂₂₀R₂₂₅, -(CH₂)₀₋₄-S(O)₀₋₂-alkyl, -(CH₂)₀₋₄-S(O)₀₋₂-cycloalkyl, -(CH₂)₀₋₄-N(H or R₂₁₅)-C(O)-O-R₂₁₅, -(CH₂)₀₋₄-N(H or R₂₁₅)-SO₂-R₂₂₀, -(CH₂)₀₋₄-N(H or R₂₁₅)-C(O)-N(R₂₁₅)₂, -(CH₂)₀₋₄-N(H or R₂₁₅)-C(O)-R₂₂₀, -(CH₂)₀₋₄-O-C(O)-alkyl, -(CH₂)₀₋₄-O-(R₂₁₅), -(CH₂)₀₋₄-S-(R₂₁₅), -(CH₂)₀₋₄-O-alkyl optionally substituted with at least one halogen, and -adamantane;

wherein each aryl and heteroaryl group included within R₂₀₀ is optionally substituted with at least one group independently selected from R₂₀₅, R₂₁₀, and alkyl (optionally substituted with at least one group independently selected from R₂₀₅ and R₂₁₀);
25

wherein each cycloalkyl or heterocycloalkyl group included within R₂₀₀ is optionally substituted with at least one group independently selected from R₂₁₀; R₂₀₅ at each occurrence is independently selected from -alkyl, -haloalkoxy, -(CH₂)₀₋₃-cycloalkyl, -halogen, -(CH₂)₀₋₆-OH, -O-aryl, -OH, -SH, -(CH₂)₀₋₄-C(O)H, -(CH₂)₀₋₆-CN, -(CH₂)₀₋₆-C(O)-NR₂₃₅R₂₄₀, -(CH₂)₀₋₆-C(O)-R₂₃₅, -(CH₂)₀₋₄-N(H or R₂₁₅)-SO₂-R₂₃₅, -
30

OCF₃, -CF₃, -alkoxy, -alkoxycarbonyl, and -NR₂₃₅R₂₄₀; R₂₁₀ at each occurrence is independently selected from -(CH₂)₀₋₄-OH, -(CH₂)₀₋₄-CN, -(CH₂)₀₋₄-C(O)H, -alkyl optionally substituted with at least one group independently selected from R₂₀₅, -alkanoyl, -S-alkyl; -S(O)₂-alkyl, -halogen, -alkoxy, -haloalkoxy, -NR₂₂₀R₂₂₅, -cycloalkyl optionally substituted with at least one group independently selected from R₂₀₅, -heterocycloalkyl, -heteroaryl, -(CH₂)₀₋₄-NR₂₃₅R₂₄₀, -(CH₂)₀₋₄-NR₂₃₅(alkoxy), -(CH₂)₀₋₄-S-(R₂₁₅), -(CH₂)₀₋₄-NR₂₃₅-C(O)H, -(CH₂)₀₋₄-NR₂₃₅-C(O)-(alkoxy), -(CH₂)₀₋₄-NR₂₃₅-C(O)-R₂₄₀, -C(O)-NHR₂₁₅, -C(O)-alkyl, -C(O)-NR₂₃₅R₂₄₀, and -S(O)₂-NR₂₃₅R₂₄₀;

R₂₁₅ at each occurrence is independently selected from -alkyl, -(CH₂)₀₋₂-aryl, -(CH₂)₀₋₂-cycloalkyl, -(CH₂)₀₋₂-heteroaryl, -(CH₂)₀₋₂-heterocycloalkyl, and -CO₂-CH₂-aryl; wherein the aryl group included within R₂₁₅ is optionally substituted with at least one group independently selected from R₂₀₅ and R₂₁₀, and wherein the heterocycloalkyl and heteroaryl groups included within R₂₁₅ are optionally substituted with at least one group independently selected from R₂₁₀; R₂₂₀ and R₂₂₅ at each occurrence are independently selected from -H, alkyl, -(CH₂)₀₋₄-C(O)H, alkylhydroxyl, alkoxycarbonyl, alkylamino, -S(O)₂-alkyl, alkanoyl (optionally substituted with at least one halogen), -C(O)-NH₂, -C(O)-NH(alkyl), -C(O)-N(alkyl)(alkyl), haloalkyl, -(CH₂)₀₋₂-cycloalkyl, -(alkyl)-O-(alkyl), aryl, heteroaryl, and heterocycloalkyl;

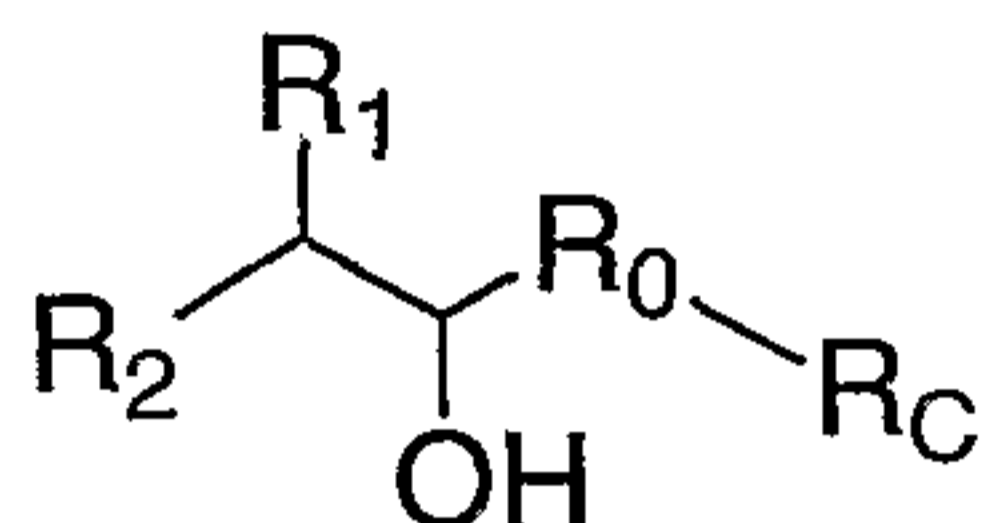
wherein the aryl, heteroaryl, cycloalkyl and heterocycloalkyl groups included within R₂₂₀ and R₂₂₅ are each optionally substituted with at least one group independently selected from R₂₇₀;

R₂₇₀ at each occurrence is independently selected from -R₂₀₅, alkyl (optionally substituted with at least one group independently selected from R₂₀₅), aryl, halogen, alkoxy, haloalkoxy, -NR₂₃₅R₂₄₀, -OH, -CN, cycloalkyl (optionally substituted with at least one group independently selected from R₂₀₅), -C(O)-alkyl, -S(O)₂-NR₂₃₅R₂₄₀, -C(O)-NR₂₃₅R₂₄₀, -S(O)₂-alkyl, and

-(CH₂)₀₋₄-C(O)H;

R₂₃₅ and R₂₄₀ at each occurrence are independently selected from -H, -OH, -CF₃, -OCF₃, -OCH₃, -NHCH₃, -N(CH₃)₂, -(CH₂)₀₋₄-C(O)(H or alkyl), alkyl, alkanoyl, -SO₂-alkyl, and aryl.

5 In another embodiment, the present invention provides a method of preventing or treating at least one condition that benefits from inhibition of at least one aspartyl-protease, comprising administering to a host a composition comprising a therapeutically effective amount of at least one compound of the formula,



10

or at least one pharmaceutically acceptable salt thereof, wherein R₁, R₂, and R_C are as defined below and R₀ is selected from -CH(alkyl)-, -C(alkyl)₂-, -CH(cycloalkyl)-, -C(alkyl)(cycloalkyl)-, and -C(cycloalkyl)₂-.

15 In an embodiment, the hydroxyl alpha to the -(CHR₁)- group in compounds of formula (I) may be optionally replaced by -NH₂, -NH(R₇₀₀), -N(R₇₀₀)(R₇₀₀), -SH, and -SR₇₀₀, wherein R₇₀₀ is alkyl (optionally substituted with at least one group independently selected from R₁₁₀, R₁₁₅, R₂₀₅, and R₂₁₀).

20 In an embodiment, R₁ is selected from 3-allyloxy-5-fluoro-benzyl, 3-benzyloxy-5-fluoro-benzyl, 3-propyl-thiophen-2-yl-methyl, 3,5-difluoro-2-propylamino-benzyl, 2-ethylamino-3,5-difluoro-benzyl, 2-hydroxy-5-methyl-benzamide, 3-fluoro-5-[2-(2-methoxy-ethoxy)-ethoxy]-benzyl, 3-fluoro-5-heptyloxy-benzyl, and 3-fluoro-5-hexyloxy-benzyl.

25 In another embodiment, R₁ is selected from a -CH₂-aryl, wherein the aryl ring is optionally substituted with at least one group independently selected from halogen, -C₁-C₂ alkyl, -C₁-C₂ alkoxy, and -OH.

30 In another embodiment, R₁ is selected from 3-Allyloxy-5-fluoro-benzyl, 3-Benzyloxy-5-fluoro-benzyl, 4-hydroxy-benzyl, 3-hydroxy-benzyl, 3-propyl-thiophen-2-yl-methyl, 3,5-difluoro-2-propylamino-benzyl, 5-chloro-thiophen-2-yl-methyl, 5-chloro-3-ethyl-thiophen-2-yl-methyl, 3,5-difluoro-2-hydroxy-benzyl, 2-ethylamino-3,5-difluoro-benzyl, piperidin-4-yl-methyl, 2-oxo-piperidin-4-yl-methyl,

2-oxo-1,2-dihydro-pyridin-4-yl-methyl, 5-hydroxy-6-oxo-6H-pyran-2-yl-methyl, 2-Hydroxy-5-methyl-benzamide, 3,5-Difluoro-4-hydroxy-benzyl, 3,5-Difluoro-benzyl, 3-Fluoro-4-hydroxy-benzyl, 3-Fluoro-5-[2-(2-methoxy-ethoxy)-ethoxy]-benzyl, 3-Fluoro-5-heptyloxy-benzyl, 3-Fluoro-5-hexyloxy-benzyl, 3-Fluoro-5-hydroxy-benzyl, 3-Fluoro-benzyl, and the like.

In another embodiment, R_1 is selected from $-CH_2$ -aryl, wherein the aryl ring is optionally substituted with at least one group independently selected from halogen, C_1 - C_2 alkyl, C_1 - C_2 alkoxy, and $-OH$.

Exemplary R_2 substituents include 3-Allyl-5-benzyl-2-oxo-imidazolidin-1-yl, 6-Benzyl-3,3-dimethyl-2-oxo-piperazin-1-yl, 3-Allyl-5-benzyl-2-oxo-pyrrolidin-1-yl, 5-Benzyl-3-isobutyl-2-oxo-imidazolidin-1-yl, 3-Benzyl-5-methyl-1,1-dioxo-1 λ^6 -[1,2,5]thiadiazolidin-2-yl, 3-Benzyl-1,1-dioxo-1 λ^6 -isothiazolidin-2-yl, 2-Benzyl-5-oxo-pyrrolidin-1-yl, 5-Benzyl-3-ethyl-2-oxo-pyrrolidin-1-yl, 3-Amino-5-benzyl-2-oxo-pyrrolidin-1-yl, 3-Acetylamino-5-benzyl-2-oxo-pyrrolidin-1-yl, 5-Benzyl-3-[1,3]dioxolan-4-ylmethyl-2-oxo-pyrrolidin-1-yl, 3-Benzyl-5-oxo-morpholin-4-yl, 2-Benzyl-6-oxo-piperazin-1-yl, 8-Benzyl-6-methyl-10-oxo-6,9-diaza-spiro[4.5]dec-9-yl, 5-Benzyl-3-furan-2-ylmethylene-2-oxo-pyrrolidin-1-yl, 3-acetylamino-3-(sec-butyl)-2-oxo-pyrrolidin-1-yl, 3-acetylamino-3-(cyclopropylmethyl)-2-oxo-pyrrolidin-1-yl, 3-(2-amino-5-carboxypentanoylamino)-3-(sec-butyl)-2-oxo-pyrrolidin-1-yl, 3-(2-methoxy-acetylamino)-3-(sec-butyl)-2-oxo-pyrrolidin-1-yl, 3-ethoxycarbonylamino-3-(sec-butyl)-2-oxo-pyrrolidin-1-yl, 3-ethylureido-3-(sec-butyl)-2-oxo-pyrrolidin-1-yl, 3-hydroxypropionylamino-3-(sec-butyl)-2-oxo-pyrrolidin-1-yl, and the like.

In another embodiment, R_2 is selected from hydrogen, 3-Bromo-[1,2,4]thiadiazol-5-ylamino, [1,2,4]thiadiazol-5-ylamino, 4-Chloro-[1,2,5]thiadiazol-3-ylamino, [1,2,5]thiadiazol-3-ylamino, thiazol-2-ylamino, 5-Bromo-[1,3,4]thiadiazol-2-ylamino, [1,3,4]thiadiazol-2-ylamino, 5-Amino-[1,3,4]thiadiazol-2-ylamino, 2-Bromo-thiazol-5-ylamino, thiazol-5-ylamino, 5-trifluoromethyl-[1,3,4]thiadiazol-2-ylamino, 5-trifluoromethyl-[1,3,4]oxadiazol-2-ylamino, 5-Amino-[1,3,4]oxadiazol-2-ylamino, 1-trityl-1H-[1,2,4]triazol-3-ylamino, 1H-[1,2,4]triazol-3-ylamino, oxazol-2-ylamino, 5-Bromo-2-trityl-2H-[1,2,3]triazol-4-ylamino, 2-trityl-2H-[1,2,3]triazol-4-ylamino, 5-Bromo-2H-[1,2,3]triazol-4-ylamino, 2H-[1,2,3]triazol-4-

ylamino, thiophen-2-ylamino, 3-methyl-5-nitro-3H-imidazol-4-ylamino, 4-Cyano-5-phenyl-isothiazol-3-ylamino, 4-phenyl-[1,2,5]thiadiazol-3-ylamino; 3,4-dioxo-cyclobut-1-enylamino; 2-methoxy-3,4-dioxo-cyclobut-1-enylamino, and 2-methylamino-3,4-dioxo-cyclobut-1-enylamino, and the like.

5 In another embodiment, R₂ is -H.

In another embodiment, R_C is selected from 4-Butyl-4-hydroxy-piperidin-2-yl, (4,4-dimethyl-pentyl)-4-hydroxy-piperidin-2-yl, 4-Butyl-4-hydroxy-1-aza-spiro[5.5]undec-2-yl, 6-ethyl-1,2,3,4-tetrahydro-isoquinolin-3-yl, 4-oxo-piperidin-2-yl, 4-propyl-piperidin-2-yl, 2-piperidin-2-yl, 4-(4-ethyl-phenyl)-piperidin-2-yl, 5-Butyl-4-oxo-piperidin-2-yl, 5-(3-ethyl-phenyl)-4-oxo-piperidin-2-yl, and 2-(Decahydro-isoquinolin-3-yl).

Among the compounds of formula (I), examples include 4-butyl-2-(3-(3,5-difluorophenyl)-1-hydroxypropyl)piperidin-4-ol, 2-[3-(3,5-Difluoro-phenyl)-1-hydroxy-propyl]-4-(4,4-dimethyl-pentyl)-piperidin-4-ol, 4-Butyl-2-[3-(3,5-difluoro-phenyl)-1-hydroxy-propyl]-1-aza-spiro[5.5]undecan-4-ol, 3-(3,5-Difluoro-phenyl)-1-(6-ethyl-1,2,3,4-tetrahydro-isoquinolin-3-yl)-propan-1-ol, 3-(4-Butyl-4-hydroxy-piperidin-2-yl)-2-(3,5-difluoro-benzyl)-3-hydroxy-N-methyl-propionamide, 2-(3,5-Difluoro-benzyl)-3-[4-(4,4-dimethyl-pentyl)-4-hydroxy-piperidin-2-yl]-3-hydroxy-N-methyl-propionamide, 3-(4-Butyl-4-hydroxy-1-aza-spiro[5.5]undec-2-yl)-2-(3,5-difluoro-benzyl)-3-hydroxy-N-methyl-propionamide, 2-(3,5-Difluoro-benzyl)-3-(6-ethyl-1,2,3,4-tetrahydro-isoquinolin-3-yl)-3-hydroxy-N-methyl-propionamide, 4-Butyl-2-[3-(3,5-difluoro-phenyl)-1-hydroxy-2-(1H-imidazol-2-yl)-propyl]-piperidin-4-ol, 2-[3-(3,5-Difluoro-phenyl)-1-hydroxy-2-(1H-imidazol-2-yl)-propyl]-4-(4,4-dimethyl-pentyl)-piperidin-4-ol, 4-Butyl-2-[3-(3,5-difluoro-phenyl)-1-hydroxy-2-(1H-imidazol-2-yl)-propyl]-1-aza-spiro[5.5]undecan-4-ol, 3-(3,5-Difluoro-phenyl)-1-(6-ethyl-1,2,3,4-tetrahydro-isoquinolin-3-yl)-2-(1H-imidazol-2-yl)-propan-1-ol, 4-Butyl-2-[3-(3,5-difluoro-phenyl)-1-hydroxy-2-(5-trifluoromethyl-[1,3,4]oxadiazol-2-yl)-propyl]-piperidin-4-ol, 2-[3-(3,5-Difluoro-phenyl)-1-hydroxy-2-(5-trifluoromethyl-[1,3,4]oxadiazol-2-yl)-propyl]-4-(4,4-dimethyl-pentyl)-piperidin-4-ol, 4-Butyl-2-[3-(3,5-difluoro-phenyl)-1-hydroxy-2-(5-trifluoromethyl-[1,3,4]oxadiazol-2-yl)-propyl]-1-aza-spiro[5.5]undecan-4-ol, 3-(3,5-Difluoro-phenyl)-1-(6-ethyl-1,2,3,4-tetrahydro-isoquinolin-3-yl)-2-(5-trifluoromethyl-[1,3,4]oxadiazol-2-yl)-propan-1-ol,

4-Butyl-2-[3-(3,5-difluoro-phenyl)-1-hydroxy-2-([1,2,4]thiadiazol-5-ylamino)-propyl]-piperidin-4-ol, 2-[3-(3,5-Difluoro-phenyl)-1-hydroxy-2-([1,2,4]thiadiazol-5-ylamino)-propyl]-4-(4,4-dimethyl-pentyl)-piperidin-4-ol, 4-Butyl-2-[3-(3,5-difluoro-phenyl)-1-hydroxy-2-([1,2,4]thiadiazol-5-ylamino)-propyl]-1-aza-spiro[5.5]undecan-4-ol, 3-(3,5-Difluoro-phenyl)-1-(6-ethyl-1,2,3,4-tetrahydro-isoquinolin-3-yl)-2-([1,2,4]thiadiazol-5-ylamino)-propan-1-ol, 3-[2-(4-Butyl-4-hydroxy-piperidin-2-yl)-1-(3,5-difluoro-benzyl)-2-hydroxy-ethylamino]-4-methylamino-cyclobut-3-ene-1,2-dione, 3-{1-(3,5-Difluoro-benzyl)-2-[4-(4,4-dimethyl-pentyl)-4-hydroxy-piperidin-2-yl]-2-hydroxy-ethylamino}-4-methylamino-cyclobut-3-ene-1,2-dione, 3-[2-(4-Butyl-4-hydroxy-1-aza-spiro[5.5]undec-2-yl)-1-(3,5-difluoro-benzyl)-2-hydroxy-ethylamino]-4-methylamino-cyclobut-3-ene-1,2-dione, 3-[1-(3,5-Difluoro-benzyl)-2-(6-ethyl-1,2,3,4-tetrahydro-isoquinolin-3-yl)-2-hydroxy-ethylamino]-4-methylamino-cyclobut-3-ene-1,2-dione, 5-[3-(3,5-Difluoro-phenyl)-1-hydroxy-propyl]-2-ethyl-pyrrolidin-2-ol, 3-(3,5-Difluoro-phenyl)-1-(4,5,6,7-tetrahydro-1H-pyrrolo[3,2-c]pyridin-6-yl)-propan-1-ol, 9-Butyl-7-[3-(3,5-difluoro-phenyl)-1-hydroxy-propyl]-6-aza-spiro[4.5]decan-9-ol, 3-(3,5-Difluoro-phenyl)-1-(1,2,3,4-tetrahydro[2,6]naphthyridin-3-yl)-propan-1-ol, 2-(1-Hydroxy-3-phenyl-propyl)-piperidin-4-one, 2-[3-(3,5-Difluoro-phenyl)-1-hydroxy-propyl]-piperidin-4-one, 3-(3,5-Difluoro-phenyl)-1-(4-propyl-piperidin-2-yl)-propan-1-ol, 3-(3,5-Difluoro-phenyl)-1-piperidin-2-yl-propan-1-ol, 3-(3,5-Difluoro-phenyl)-1-[4-(4-ethyl-phenyl)-piperidin-2-yl]-propan-1-ol, 5-Butyl-2-[3-(3,5-difluoro-phenyl)-1-hydroxy-propyl]-piperidin-4-one, 2-[3-(3,5-Difluoro-phenyl)-1-hydroxy-propyl]-5-(3-ethyl-phenyl)-piperidin-4-one, 1-(Decahydro-isoquinolin-3-yl)-3-(3,5-difluoro-phenyl)-propan-1-ol, or at least one pharmaceutically acceptable salt thereof, and the like.

The present invention encompasses methods of treatment using compounds with structural characteristics designed for interacting with their target molecules. Such characteristics include at least one moiety capable of interacting with at least one subsite of beta-secretase. Such characteristics also include at least one moiety capable of enhancing the interaction between the target and at least one subsite of beta-secretase.

It is preferred that the compounds of formula (I) are efficacious. For example, it is preferred that the compounds of formula (I) decrease the level of

beta-secretase using low dosages of the compounds. Preferably, the compounds of formula (I) decrease the level of A-beta by at least 10% using dosages of about 100 mg/kg. It is more preferred that the compounds of formula (I) decrease the level of A-beta by at least 10% using dosages of less than 100 mg/kg. It is also more preferred that the compounds of formula (I) decrease the level of A-beta by greater than 10% using dosages of about 100 mg/kg. It is most preferred that the compounds of formula (I) decrease the level of A-beta by greater than 10% using dosages of less than 100 mg/kg.

In an embodiment, the host is a cell.

10 In another embodiment, the host is an animal.

In another embodiment, the host is human.

In another embodiment, at least one compound of formula (I) is administered in combination with at least one pharmaceutically acceptable carrier or diluent.

15 In another embodiment, the pharmaceutical compositions comprising compounds of formula (I) can be used to treat a wide variety of disorders or conditions including Alzheimer's disease, Down's syndrome or Trisomy 21 (including mild cognitive impairment (MCI) Down's syndrome), hereditary cerebral hemorrhage with amyloidosis of the Dutch type, chronic inflammation due to amyloidosis, prion diseases (including Creutzfeldt-Jakob disease, Gerstmann-
20 Straussler syndrome, kuru scrapie, and animal scrapie), Familial Amyloidotic Polyneuropathy, cerebral amyloid angiopathy, other degenerative dementias including dementias of mixed vascular and degenerative origin, dementia associated with Parkinson's disease, dementia associated with progressive
25 supranuclear palsy and dementia associated with cortical basal degeneration, diffuse Lewy body type of Alzheimer's disease, and frontotemporal dementias with parkinsonism (FTDP).

In another embodiment, the condition is Alzheimer's disease.

In another embodiment, the condition is dementia.

30 When treating or preventing these diseases, the methods of the present invention can either employ the compounds of formula (I) individually or in combination, as is best for the patient.

In treating a patient displaying any of the conditions discussed above, a physician may employ a compound of formula (I) immediately and continue administration indefinitely, as needed. In treating patients who are not diagnosed as having Alzheimer's disease, but who are believed to be at substantial risk for it, the physician may start treatment when the patient first experiences early pre-Alzheimer's symptoms, such as memory or cognitive problems associated with aging. In addition, there are some patients who may be determined to be at risk for developing Alzheimer's disease through the detection of a genetic marker such as APOE4 or other biological indicators that are predictive for Alzheimer's disease and related conditions. In these situations, even though the patient does not have symptoms of the disease or condition, administration of the compounds of formula (I) may be started before symptoms appear, and treatment may be continued indefinitely to prevent or delay the onset of the disease. Similar protocols are provided for other diseases and conditions associated with amyloidosis, such as those characterized by dementia.

In an embodiment, the methods of preventing or treating at least one condition associated with amyloidosis, comprising administering to a host a composition comprising a therapeutically effective amount of at least one compound of formula (I), which may include beta-secretase complexed with at least one compound of formula (I), or at least one pharmaceutically acceptable salt thereof, wherein R_1 , R_2 , and R_C are as previously defined.

One embodiment of the present invention provides a method of preventing or treating the onset of Alzheimer's disease comprising administering to a patient a therapeutically effective amount of at least one compound of formula (I), or at least one pharmaceutically acceptable salt thereof, wherein R_1 , R_2 , and R_C are as previously defined.

Another embodiment of the present invention provides a method of preventing or treating the onset of dementia comprising administering to a patient a therapeutically effective amount of at least one compound of formula (I), or at least one pharmaceutically acceptable salt thereof, wherein R_1 , R_2 , and R_C are as previously defined.

Another embodiment of the present invention provides a method of preventing or treating at least one condition associated with amyloidosis by administering to a host an effective amount of at least one compound of formula (I), or at least one pharmaceutically acceptable salt thereof, wherein R_1 , R_2 , and R_C are as previously defined.

Another embodiment of the present invention provides a method of preventing or treating Alzheimer's disease by administering to a host an effective amount of at least one compound of formula (I), or at least one pharmaceutically acceptable salt thereof, wherein R_1 , R_2 , and R_C are as previously defined.

Another embodiment of the present invention provides a method of preventing or treating dementia by administering to a host an effective amount of at least one compound of formula (I), or at least one pharmaceutically acceptable salt thereof, wherein R_1 , R_2 , and R_C are as previously defined.

Another embodiment of the present invention provides a method of inhibiting beta-secretase activity in a cell. This method comprises administering to the cell an effective amount of at least one compound of formula (I), or at least one pharmaceutically acceptable salt thereof, wherein R_1 , R_2 , and R_C are as previously defined.

Another embodiment of the present invention provides a method of inhibiting beta-secretase activity in a host. This method comprises administering to the host an effective amount of at least one compound of formula (I), or at least one pharmaceutically acceptable salt thereof, wherein R_1 , R_2 , and R_C are as previously defined.

Another embodiment of the present invention provides a method of inhibiting beta-secretase activity in a host. This method comprises administering to the host an effective amount of at least one compound of formula (I), or at least one pharmaceutically acceptable salt thereof, wherein R_1 , R_2 , and R_C are as previously defined, and wherein the host is a human.

Another embodiment of the present invention provides methods of affecting beta-secretase-mediated cleavage of amyloid precursor protein in a patient, comprising administering a therapeutically effective amount of at least

one compound of formula (I), or at least one pharmaceutically acceptable salt thereof, wherein R_1 , R_2 , and R_C are as previously defined.

Another embodiment of the present invention provides a method of inhibiting cleavage of amyloid precursor protein at a site between Met596 and
5 Asp597 (numbered for the APP-695 amino acid isotype), or at a corresponding site of an isotype or mutant thereof, comprising administering a therapeutically effective amount of at least one compound of formula (I), or at least one pharmaceutically acceptable salt thereof, wherein R_1 , R_2 , and R_C are as previously defined.

10 Another embodiment of the present invention provides a method of inhibiting cleavage of amyloid precursor protein or mutant thereof at a site between amino acids, comprising administering a therapeutically effective amount of at least one compound of formula (I), or at least one pharmaceutically acceptable salt thereof, wherein R_1 , R_2 , and R_C are as previously defined, and
15 wherein the site between amino acids corresponds to between Met652 and Asp653 (numbered for the APP-751 isotype), between Met671 and Asp672 (numbered for the APP-770 isotype), between Leu596 and Asp597 of the APP-695 Swedish Mutation, between Leu652 and Asp653 of the APP-751 Swedish Mutation, or between Leu671 and Asp672 of the APP-770 Swedish Mutation.

20 Another embodiment of the present invention provides a method of inhibiting production of A-beta, comprising administering to a patient a therapeutically effective amount of at least one compound of formula (I), or at least one pharmaceutically acceptable salt thereof, wherein R_1 , R_2 , and R_C are as previously defined.

25 Another embodiment of the present invention provides a method of preventing or treating deposition of A-beta, comprising administering a therapeutically effective amount of at least one compound of formula (I), or at least one pharmaceutically acceptable salt thereof, wherein R_1 , R_2 , and R_C are as previously defined.

30 Another embodiment of the present invention provides a method of preventing, delaying, halting, or reversing a disease characterized by A-beta deposits or plaques, comprising administering a therapeutically effective amount

of at least one compound of formula (I), or at least one pharmaceutically acceptable salt thereof, wherein R_1 , R_2 , and R_C are as previously defined.

In one embodiment the A-beta deposits or plaques are in a human brain.

Another embodiment of the present invention provides a method of preventing, delaying, halting, or reversing a condition associated with a pathological form of A-beta in a host comprising administering to a patient in need thereof an effective amount of at least one compound of formula (I), or at least one pharmaceutically acceptable salt thereof, wherein R_1 , R_2 , and R_C are as previously defined.

Another embodiment of the present invention provides a method of inhibiting the activity of at least one aspartyl protease in a patient in need thereof, comprising administering a therapeutically effective amount of at least one compound of formula (I), or at least one pharmaceutically acceptable salt thereof to the patient, wherein R_1 , R_2 , and R_C are as previously defined.

In one embodiment, the at least one aspartyl protease is beta-secretase.

Another embodiment of the present invention provides a method of interacting an inhibitor with beta-secretase, comprising administering to a patient in need thereof a therapeutically effective amount of at least one compound of formula (I), or at least one pharmaceutically acceptable salt thereof, wherein R_1 , R_2 , and R_C are as previously defined, and wherein the at least one compound interacts with at least one beta-secretase subsite such as S1, S1', or S2'.

Another embodiment provides a method of selecting compounds of formula (I) wherein the pharmacokinetic parameters are adjusted for an increase in desired effect (e.g., increased brain uptake).

Another embodiment provides a method of selecting at least one compound of formula (I) wherein C_{max} , T_{max} , and/or half-life are adjusted to provide for maximum efficacy.

Another embodiment of the present invention provides a method of treating a condition in a patient, comprising administering a therapeutically effective amount of at least one compound of formula (I), or at least one pharmaceutically acceptable salt, derivative or biologically active metabolite thereof, to the patient, wherein R_1 , R_2 , and R_C are as previously defined.

In an embodiment, the condition is Alzheimer's disease.

In another embodiment, the condition is dementia.

In another embodiment, the compounds of formula (I) are administered in oral dosage form. The oral dosage forms are generally administered to the patient 1, 2, 3, or 4 times daily. It is preferred that the compounds be administered either three or fewer times daily, more preferably once or twice daily. It is preferred that, whatever oral dosage form is used, it be designed so as to protect the compounds from the acidic environment of the stomach. Enteric coated tablets are well known to those skilled in the art. In addition, capsules filled with small spheres, each coated to be protected from the acidic stomach, are also well known to those skilled in the art.

Therapeutically effective amounts include, for example, oral administration from about 0.1 mg/day to about 1,000 mg/day, parenteral, sublingual, intranasal, intrathecal administration from about 0.2 mg/day to about 100 mg/day, depot administration and implants from about 0.5 mg/day to about 50 mg/day, topical administration from about 0.5 mg/day to about 200 mg/day, and rectal administration from about 0.5 mg/day to about 500 mg/day.

When administered orally, an administered amount therapeutically effective to inhibit beta-secretase activity, to inhibit A-beta production, to inhibit A-beta deposition, or to treat or prevent Alzheimer's disease is from about 0.1 mg/day to about 1,000 mg/day.

In various embodiments, the therapeutically effective amount may be administered in, for example, pill, tablet, capsule, powder, gel, or elixir form, and/or combinations thereof. It is understood that, while a patient may be started at one dose or method of administration, that dose or method of administration may vary over time as the patient's condition changes.

Another embodiment of the present invention provides a method of prescribing a medication for preventing, delaying, halting, or reversing at least one disorder, condition or disease associated with amyloidosis. The method includes identifying in a patient symptoms associated with at least one disorder, condition or disease associated with amyloidosis, and prescribing at least one dosage form

of at least one compound of formula (I), or at least one pharmaceutically acceptable salt, to the patient, wherein R_1 , R_2 , and R_C are as previously defined.

Another embodiment of the present invention provides an article of manufacture, comprising (a) at least one dosage form of at least one compound
5 of formula (I), or at least one pharmaceutically acceptable salt thereof, wherein R_1 , R_2 , and R_C are as previously defined, (b) a package insert providing that a dosage form comprising a compound of formula (I) should be administered to a patient in need of therapy for at least one disorder, condition or disease associated with amyloidosis, and (c) at least one container in which at least one
10 dosage form of at least one compound of formula (I) is stored.

Another embodiment provides a packaged pharmaceutical composition for treating at least one condition related to amyloidosis, comprising (a) a container which holds an effective amount of at least one compound of formula (I), or at least one pharmaceutically acceptable salt thereof, and (b) instructions for using
15 the pharmaceutical composition.

Another embodiment of the present invention provides an article of manufacture, comprising (a) a therapeutically effective amount of at least one compound of formula (I), or pharmaceutically acceptable salt thereof, wherein R_1 , R_2 , and R_C are as previously defined, (b) a package insert providing an oral
20 dosage form should be administered to a patient in need of therapy for at least one disorder, condition or disease associated with amyloidosis, and (c) at least one container comprising at least one oral dosage form of at least one compound of formula (I).

Another embodiment of the present invention provides an article of
25 manufacture, comprising (a) at least one oral dosage form of at least one compound of formula (I), or at least one pharmaceutically acceptable salt thereof, wherein R_1 , R_2 , and R_C are as previously defined, in a dosage amount ranging from about 2 mg to about 1000 mg, associated with (b) a package insert providing that an oral dosage form comprising a compound of formula (I) in a dosage
30 amount ranging from about 2 mg to about 1000 mg should be administered to a patient in need of therapy for at least one disorder, condition or disease associated with amyloidosis, and (c) at least one container in which at least one

oral dosage form of at least one compound of formula (I) in a dosage amount ranging from about 2 mg to about 1000 mg is stored.

Another embodiment of the present invention provides an article of manufacture, comprising (a) at least one oral dosage form of at least one
5 compound of formula (I) in a dosage amount ranging from about 2 mg to about 1000 mg in combination with (b) at least one therapeutically active agent, associated with (c) a package insert providing that an oral dosage form comprising a compound of formula (I) in a dosage amount ranging from about
10 2 mg to about 1000 mg in combination with at least one therapeutically active agent should be administered to a patient in need of therapy for at least one disorder, condition or disease associated with amyloidosis, and (d) at least one container in which at least one dosage form of at least one compound of formula (I) in a dosage amount ranging from about 2 mg to about 1000 mg in combination
with a therapeutically active agent is stored.

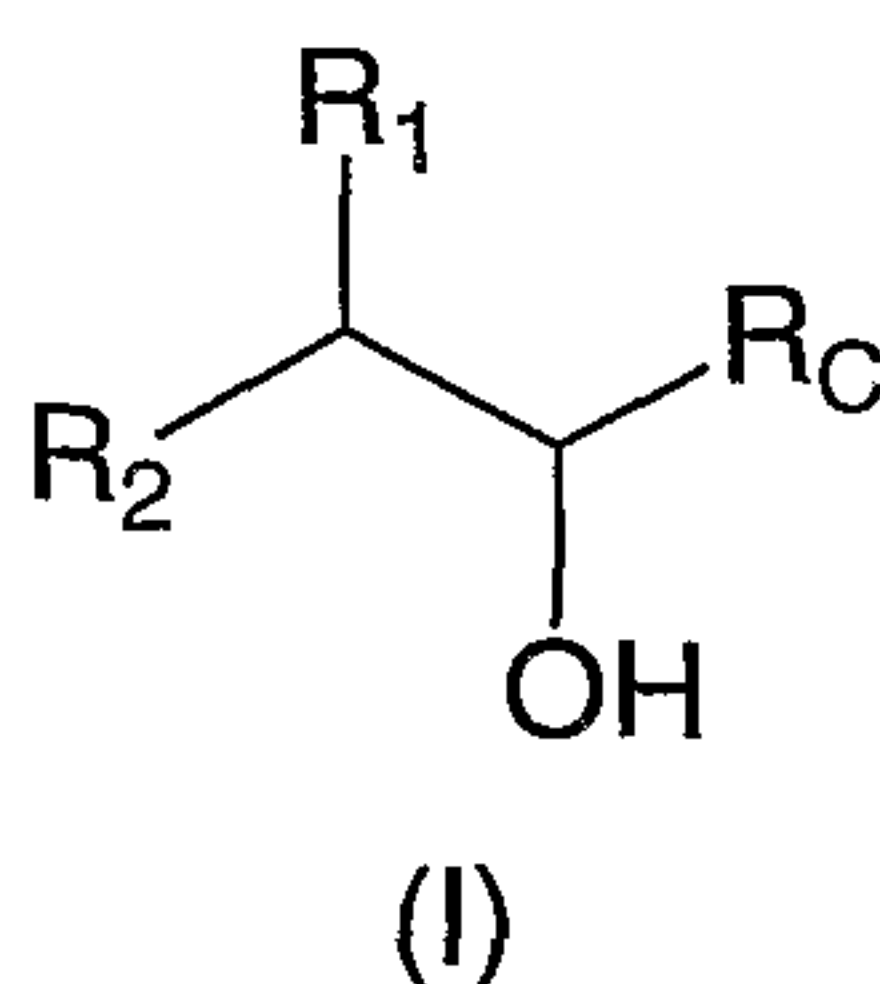
15 Another embodiment of the present invention provides an article of manufacture, comprising (a) at least one parenteral dosage form of at least one compound of formula (I) or at least one pharmaceutically acceptable salt thereof, in a dosage amount ranging from about 0.2 mg/mL to about 50 mg/mL, associated with (b) a package insert providing that a parenteral dosage form
20 comprising a compound of formula (I) in a dosage amount ranging from about 0.2 mg/mL to about 50 mg/mL should be administered to a patient in need of therapy for at least one disorder, condition or disease associated with amyloidosis, and (c) at least one container in which at least one parenteral dosage form of at least one compound of formula (I) , or at least one
25 pharmaceutically acceptable salt thereof, in a dosage amount ranging from about 0.2 mg/mL to about 50 mg/mL is stored.

A further embodiment of the present invention provides an article of manufacture comprising (a) a medicament comprising an effective amount of at least one compound of formula (I) or at least one pharmaceutically acceptable
30 salt thereof, in combination with active and/or inactive pharmaceutical agents, (b) a package insert providing that an effective amount of at least one compound of formula (I) should be administered to a patient in need of therapy for at least one

disorder, condition or disease associated with amyloidosis, and (c) a container in which a medicament comprising an effective amount of at least one compound of formula (I) in combination with a therapeutically active and/or inactive agent is stored.

5 In an embodiment, the therapeutically active agent is selected from an antioxidant, an anti-inflammatory, a gamma-secretase inhibitor, a neurotrophic agent, an acetyl cholinesterase inhibitor, a statin, an A-beta, and/or an anti-A-beta antibody.

10 Another embodiment of the present invention provides an article of manufacture comprising: (a) a medicament comprising: an effective amount of at least one compound of formula (I),



15 or at least one pharmaceutically acceptable salt thereof, wherein R₁, R₂, and R_C are defined bellow, in combination with active and/or inactive pharmaceutical agents; (b) a package insert providing that an effective amount of at least one compound of formula (I) should be administered to a patient in need of therapy for at least one disorder, condition or disease associated with amyloidosis; and (c) a container in which a medicament comprising: an effective amount of at least one
20 compound of formula (I) in combination with active and/or inactive pharmaceutical agents is stored.

Another embodiment of the present invention provides a kit comprising: (a) at least one dosage form of at least one compound of formula (I); and (b) at least one container in which at least one dosage form of at least one compound of
25 formula (I) is stored.

In an embodiment, the kit further comprises a package insert: a) containing information of the dosage amount and duration of exposure of a dosage form containing at least one compound of formula (I), or at least one pharmaceutically acceptable salt thereof, and b) providing that the dosage form should be

administered to a patient in need of therapy for at least one disorder, condition or disease associated with amyloidosis.

In another embodiment, the kit further comprises at least one therapeutically active agent.

5 In another embodiment of a kit, the therapeutically active agent is selected from an antioxidant, an anti-inflammatory, a gamma-secretase inhibitor, a neurotrophic agent, an acetyl cholinesterase inhibitor, a statin, an A-beta, and an anti-A-beta antibody.

10 A further embodiment of the present invention provides method of preventing or treating at least one condition associated with amyloidosis, comprising:

administering to a host a composition comprising a therapeutically effective amount of at least one selective beta-secretase inhibitor of formula (I), or at least one pharmaceutically acceptable salt thereof, further comprising a composition
15 including beta-secretase complexed with at least one compound of formula (I), wherein R_1 , R_2 , and R_C are defined bellow, or pharmaceutically acceptable salt thereof.

Another embodiment of the present invention provides a method of producing a beta-secretase complex comprising exposing beta-secretase to a
20 compound of formula (I), or at least one pharmaceutically acceptable salt thereof, in a reaction mixture under conditions suitable for the production of the complex.

Another embodiment of the present invention provides a manufacture of a medicament for preventing, delaying, halting, or reversing Alzheimer's disease, comprising adding an effective amount of at least one compound of formula (I) ,
25 or at least one pharmaceutically acceptable salt thereof, wherein R_1 , R_2 , and R_C are defined below, to at least one pharmaceutically acceptable carrier.

Another embodiment of the present invention provides a method of selecting a beta-secretase inhibitor comprising targeting at least one moiety of at least one formula (I) compound, or at least one pharmaceutically acceptable salt
30 thereof, to interact with at least one beta-secretase subsite such as but not limited to S1, S1', or S2'.

The methods of treatment described herein include administering the compounds of formula (I) orally, parenterally (via intravenous injection (IV), intramuscular injection (IM), depo-IM, subcutaneous injection (SC or SQ), or depo-SQ), sublingually, intranasally (inhalation), intrathecally, topically, or rectally.

5 Dosage forms known to those skilled in the art are suitable for delivery of the compounds of formula (I).

In treating or preventing the above diseases, the compounds of formula (I) are administered using a therapeutically effective amount. The therapeutically effective amount will vary depending on the particular compound used and the

10 route of administration, as is known to those skilled in the art.

The compositions are preferably formulated as suitable pharmaceutical preparations, such as for example, pill, tablet, capsule, powder, gel, or elixir form, and/or combinations thereof, for oral administration or in sterile solutions or suspensions for parenteral administration. Typically the compounds described

15 above are formulated into pharmaceutical compositions using techniques and/or procedures well known in the art.

For example, a therapeutically effective amount of a compound or mixture of compounds of formula (I), or a physiologically acceptable salt is combined with a physiologically acceptable vehicle, carrier, binder, preservative, stabilizer, flavor, and the like, in a unit dosage form as called for by accepted pharmaceutical

20 practice and is defined herein. The amount of active substance in those compositions or preparations is such that a suitable dosage in the range indicated is obtained. The compound concentration is effective for delivery of an amount upon administration that lessens or ameliorates at least one symptom of the

25 disorder for which the compound is administered. For example, the compositions can be formulated in a unit dosage form, each dosage containing from about 2 mg to about 1000 mg.

The active ingredient may be administered in a single dose, or may be divided into a number of smaller doses to be administered at intervals of time. It

30 is understood that the precise dosage and duration of treatment is a function of the disease or condition being treated and may be determined empirically using known testing protocols or by extrapolation from *in vivo* or *in vitro* test data. It is

to be noted that concentrations and dosage values may vary with the severity of the condition to be alleviated. It is also to be understood that the precise dosage and treatment regimens may be adjusted over time according to the individual need and the professional judgment of the person administering or supervising the administration of the compositions, and that the concentration ranges set forth
5 herein are exemplary only and are not intended to limit the scope or practice of the claimed compositions. A dosage and/or treatment method for any particular patient also may depend on, for example, the age, weight, sex, diet, and/or health of the patient, the time of administration, and/or any relevant drug combinations or
10 interactions.

To prepare compositions to be employed in the methods of treatment, at least one compound of formula (I) or at least one pharmaceutically acceptable salt thereof, wherein R_1 , R_2 , and R_C are defined below, is mixed with a suitable pharmaceutically acceptable carrier. Upon mixing or addition of the compound(s),
15 the resulting mixture may be a solution, suspension, emulsion, or the like. Liposomal suspensions may also be suitable as pharmaceutically acceptable carriers. These may be prepared according to methods known to those skilled in the art. The form of the resulting mixture depends upon a number of factors, including the intended mode of administration and the solubility of the compound
20 in the selected carrier or vehicle. An effective concentration is sufficient for lessening or ameliorating at least one symptom of the disease, disorder, or condition treated and may be empirically determined.

Pharmaceutical carriers or vehicles suitable for administration of the compounds provided herein include any such carriers known to those skilled in
25 the art to be suitable for the particular mode of administration. Additionally, the active materials can also be mixed with other active materials that do not impair the desired action, or with materials that supplement the desired action, or have another action. For example, the compounds of formula (I) may be formulated as the sole pharmaceutically active ingredient in the composition or may be
30 combined with other active ingredients.

Where the compounds exhibit insufficient solubility, methods for solubilizing may be used. Such methods are known and include, for example,

using co-solvents (such as dimethylsulfoxide (DMSO)), using surfactants (such as Tween®), and/or dissolution in aqueous sodium bicarbonate. Derivatives of the compounds, such as salts, metabolites, and/or pro-drugs, may also be used in formulating effective pharmaceutical compositions. Such derivatives may improve
5 the pharmacokinetic properties of treatment administered.

A kit may include a plurality of containers, each container holding at least one unit dose of the compound of the present invention. The containers are preferably adapted for the desired mode of administration, including, for example, pill, tablet, capsule, powder, gel or gel capsule, sustained-release capsule, or
10 elixir form, and/or combinations thereof and the like for oral administration, depot products, pre-filled syringes, ampoules, vials, and the like for parenteral administration, and patches, medipads, creams, and the like for topical administration.

The tablets, pills, capsules, troches, and the like may contain a binder
15 (e.g., gum tragacanth, acacia, corn starch, gelatin, and the like); a vehicle (e.g., microcrystalline cellulose, starch, lactose, and the like); a disintegrating agent (e.g., alginic acid, corn starch, and the like); a lubricant (e.g., magnesium stearate, and the like); a gildant (e.g., colloidal silicon dioxide, and the like); a sweetening agent (e.g., sucrose, saccharin, and the like); a flavoring agent (e.g.,
20 peppermint, methyl salicylate, and the like); or fruit flavoring;; compounds of a similar nature, and/or mixtures thereof.

When the dosage unit form is a capsule, it can contain, in addition to material described above, a liquid carrier such as a fatty oil. Additionally, dosage unit forms can contain various other materials, which modify the physical form of
25 the dosage unit, for example, coatings of sugar or other enteric agents. A method of treatment can also administer the compound as a component of an elixir, suspension, syrup, wafer, chewing gum, or the like. A syrup may contain, in addition to the active compounds, sucrose as a sweetening agent, flavors, preservatives, dyes and/or colorings.

30 The methods of treatment may employ at least one carrier that protects the compound against rapid elimination from the body, such as time-release formulations or coatings. Such carriers include controlled release formulations,

such as, for example, implants or microencapsulated delivery systems; and the like or biodegradable, biocompatible polymers such as collagen, ethylene vinyl acetate, polyanhydrides, polyglycolic acid, polyorthoesters, polylactic acid, and the like. Methods for preparation of such formulations are known to those in the art.

When orally administered, the compounds of the present invention can be administered in usual dosage forms for oral administration as is well known to those skilled in the art. These dosage forms include the usual solid unit dosage forms of tablets and capsules as well as liquid dosage forms such as solutions, suspensions, and elixirs. When solid dosage forms are used, it is preferred that they be of the sustained release type so that the compounds of the present invention need to be administered only once or twice daily. When liquid oral dosage forms are used, it is preferred that they be of about 10 mL to about 30 mL each. Multiple doses may be administered daily.

The methods of treatment may also employ a mixture of the active materials and other active or inactive materials that do not impair the desired action, or with materials that supplement the desired action.

Solutions or suspensions used for parenteral, intradermal, subcutaneous, or topical application can include a sterile diluent (e.g., water for injection, saline solution, fixed oil, and the like); a naturally occurring vegetable oil (e.g., sesame oil, coconut oil, peanut oil, cottonseed oil, and the like); a synthetic fatty vehicle (e.g., ethyl oleate, polyethylene glycol, glycerine, propylene glycol, and the like, including other synthetic solvents); antimicrobial agents (e.g., benzyl alcohol, methyl parabens, and the like); antioxidants (e.g., ascorbic acid, sodium bisulfite, and the like); chelating agents (e.g., ethylenediaminetetraacetic acid (EDTA) and the like); buffers (e.g., acetates, citrates, phosphates, and the like); and/or agents for the adjustment of tonicity (e.g., sodium chloride, dextrose, and the like); or mixtures thereof.

Parenteral preparations can be enclosed in ampoules, disposable syringes, or multiple dose vials made of glass, plastic, or other suitable material. Buffers, preservatives, antioxidants, and the like can be incorporated as required.

Where administered intravenously, suitable carriers include physiological saline, phosphate buffered saline (PBS), and solutions containing thickening and solubilizing agents such as glucose, polyethylene glycol, polypropyleneglycol, and the like, and mixtures thereof. Liposomal suspensions including tissue-targeted liposomes may also be suitable as pharmaceutically acceptable carriers. These may be prepared according to methods known, for example, as described in U.S. Patent No. 4,522,811.

The methods of treatment include delivery of the compounds of the present invention in a nano crystal dispersion formulation. Preparation of such formulations is described, for example, in U.S. Patent No. 5,145,684. Nano crystalline dispersions of HIV protease inhibitors and their method of use are described in U.S. Patent No. 6,045,829. The nano crystalline formulations typically afford greater bioavailability of drug compounds.

The methods of treatment include administration of the compounds parenterally, for example, by IV, IM, SC, or depo-SC. When administered parenterally, a therapeutically effective amount of about 0.2 mg/mL to about 50 mg/mL is preferred. When a depot or IM formulation is used for injection once a month or once every two weeks, the preferred dose should be about 0.2 mg/mL to about 50 mg/mL.

The methods of treatment include administration of the compounds sublingually. When given sublingually, the compounds of the present invention should be given one to four times daily in the amounts described above for IM administration.

The methods of treatment include administration of the compounds intranasally. When given by this route, the appropriate dosage forms are a nasal spray or dry powder, as is known to those skilled in the art. The dosage of the compounds of the present invention for intranasal administration is the amount described above for IM administration.

The methods of treatment include administration of the compounds intrathecally. When given by this route the appropriate dosage form can be a parenteral dosage form as is known to those skilled in the art. The dosage of the

compounds of the present invention for intrathecal administration is the amount described above for IM administration.

The methods of treatment include administration of the compounds topically. When given by this route, the appropriate dosage form is a cream, ointment, or patch. When topically administered, the dosage is from about 0.2 mg/day to about 200 mg/day. Because the amount that can be delivered by a patch is limited, two or more patches may be used. The number and size of the patch is not important. What is important is that a therapeutically effective amount of a compound of the present invention be delivered as is known to those skilled in the art. The compound can be administered rectally by suppository as is known to those skilled in the art. When administered by suppository, the therapeutically effective amount is from about 0.2 mg to about 500 mg.

The methods of treatment include administration of the compounds by implants as is known to those skilled in the art. When administering a compound of the present invention by implant, the therapeutically effective amount is the amount described above for depot administration.

Given a particular compound of the present invention and/or a desired dosage form and medium, one skilled in the art would know how to prepare and administer the appropriate dosage form and/or amount.

The methods of treatment include use of the compounds of the present invention, or acceptable pharmaceutical salts thereof, in combination, with each other or with other therapeutic agents, to treat or prevent the conditions listed above. Such agents or approaches include acetylcholine esterase inhibitors such as tacrine (tetrahydroaminoacridine, marketed as COGNEX®), donepezil hydrochloride, (marketed as Aricept®) and rivastigmine (marketed as Exelon®), gamma-secretase inhibitors, anti-inflammatory agents such as cyclooxygenase II inhibitors, anti-oxidants such as Vitamin E or ginkgolides, immunological approaches, such as, for example, immunization with A-beta peptide or administration of anti-A-beta peptide antibodies, statins, and direct or indirect neurotropic agents such as Cerebrolysin®, AIT-082 (Emilien, 2000, *Arch. Neurol.* 57:454), and other neurotropic agents, and complexes with beta-secretase or fragments thereof.

Additionally, methods of treatment of the present invention also employ the compounds of the present invention with inhibitors of P-glycoprotein (P-gp). P-gp inhibitors and the use of such compounds are known to those skilled in the art. See, for example, *Cancer Research*, 53, 4595-4602 (1993), *Clin. Cancer Res.*, 2, 7-12 (1996), *Cancer Research*, 56, 4171-4179 (1996), International Publications WO 99/64001 and WO 01/10387. The blood level of the P-gp inhibitor should be such that it exerts its effect in inhibiting P-gp from decreasing brain blood levels of the compounds of formula (I). To that end the P-gp inhibitor and the compounds of formula (I) can be administered at the same time, by the same or different route of administration, or at different times. Given a particular compound of formula (I), one skilled in the art would know whether a P-gp inhibitor is desirable for use in the method of treatment, which P-gp inhibitor should be used, and how to prepare and administer the appropriate dosage form and/or amount.

Suitable P-gp inhibitors include cyclosporin A, verapamil, tamoxifen, quinidine, Vitamin E-TGPS, ritonavir, megestrol acetate, progesterone, rapamycin, 10,11-methanodibenzosuberane, phenothiazines, acridine derivatives such as GF120918, FK506, VX-710, LY335979, PSC-833, GF-102,918 quinoline-3-carboxylic acid (2-{4-[2-(6,7-dimethyl-3,4-dihydro-1H-isoquinoline-2-yl)-ethyl]phenylcarbamoyl}-4,5-dimethylphenyl)-amide (Xenova), or other compounds. Compounds that have the same function and therefore achieve the same outcome are also considered to be useful.

The P-gp inhibitors can be administered orally, parenterally, (via IV, IM, depo-IM, SQ, depo-SQ), topically, sublingually, rectally, intranasally, intrathecally, or by implant.

The therapeutically effective amount of the P-gp inhibitors is from about 0.1 mg/kg to about 300 mg/kg daily, preferably about 0.1 mg/kg to about 150 mg/kg daily. It is understood that while a patient may be started on one dose, that dose may vary over time as the patient's condition changes.

When administered orally, the P-gp inhibitors can be administered in usual dosage forms for oral administration as is known to those skilled in the art. These dosage forms include the usual solid unit dosage forms of tablets or capsules as well as liquid dosage forms such as solutions, suspensions or elixirs. When the

solid dosage forms are used, it is preferred that they be of the sustained release type so that the P-gp inhibitors need to be administered only once or twice daily. The oral dosage forms are administered to the patient one through four times daily. It is preferred that the P-gp inhibitors be administered either three or fewer
5 times a day, more preferably once or twice daily. Hence, it is preferred that the P-gp inhibitors be administered in solid dosage form and further it is preferred that the solid dosage form be a sustained release form which permits once or twice daily dosing. It is preferred that the dosage form used is designed to protect the P-gp inhibitors from the acidic environment of the stomach. Enteric coated tablets
10 are well known to those skilled in the art. In addition, capsules filled with small spheres each coated to protect from the acidic stomach, are also well known to those skilled in the art.

In addition, the P-gp inhibitors can be administered parenterally. When administered parenterally they can be administered via IV, IM, depo-IM, SQ or
15 depo-SQ.

The P-gp inhibitors can be given sublingually. When given sublingually, the P-gp inhibitors should be given one through four times daily in the same amount as for IM administration.

The P-gp inhibitors can be given intranasally. When given by this route of
20 administration, the appropriate dosage forms are a nasal spray or dry powder as is known to those skilled in the art. The dosage of the P-gp inhibitors for intranasal administration is the same as for IM administration.

The P-gp inhibitors can be given intrathecally. When given by this route of administration the appropriate dosage form can be a parenteral dosage form as is
25 known to those skilled in the art.

The P-gp inhibitors can be given topically. When given by this route of administration, the appropriate dosage form is a cream, ointment or patch. Because of the amount of the P-gp inhibitors needed to be administered the patch is preferred. However, the amount that can be delivered by a patch is
30 limited. Therefore, two or more patches may be required. The number and size of the patch is not important, what is important is that a therapeutically effective amount of the P-gp inhibitors be delivered as is known to those skilled in the art.

The P-gp inhibitors can be administered rectally by suppository or by implants, both of which are known to those skilled in the art.

It should be apparent to one skilled in the art that the exact dosage and frequency of administration will depend on the particular compounds of the present invention administered, the particular condition being treated, the severity
5 of the condition being treated, the age, weight, or general physical condition of the particular patient, or any other medication the individual may be taking as is well known to administering physicians who are skilled in this art.

Another embodiment of the present invention provides a method of preventing or treating at least one condition associated with amyloidosis using
10 compounds with increased oral bioavailability (increased F values).

Another embodiment of the present invention provides methods for preventing or treating at least one condition associated with amyloidosis, comprising administering to a host, a therapeutically effective amount of at least
15 one compound of formula (I), or at least one pharmaceutically acceptable salt thereof, wherein R_1 , R_2 , and R_C are as previously defined, and wherein the compound has an F value of at least 10%.

In another embodiment, the host is an animal.

In another embodiment, the host is human.

20 In another embodiment, the F value is greater than about 20%. In yet a further embodiment, the F value is greater than about 30%.

Another embodiment of the present invention provides methods of preventing or treating at least one condition associated with amyloidosis using compounds with a high degree of selectivity.

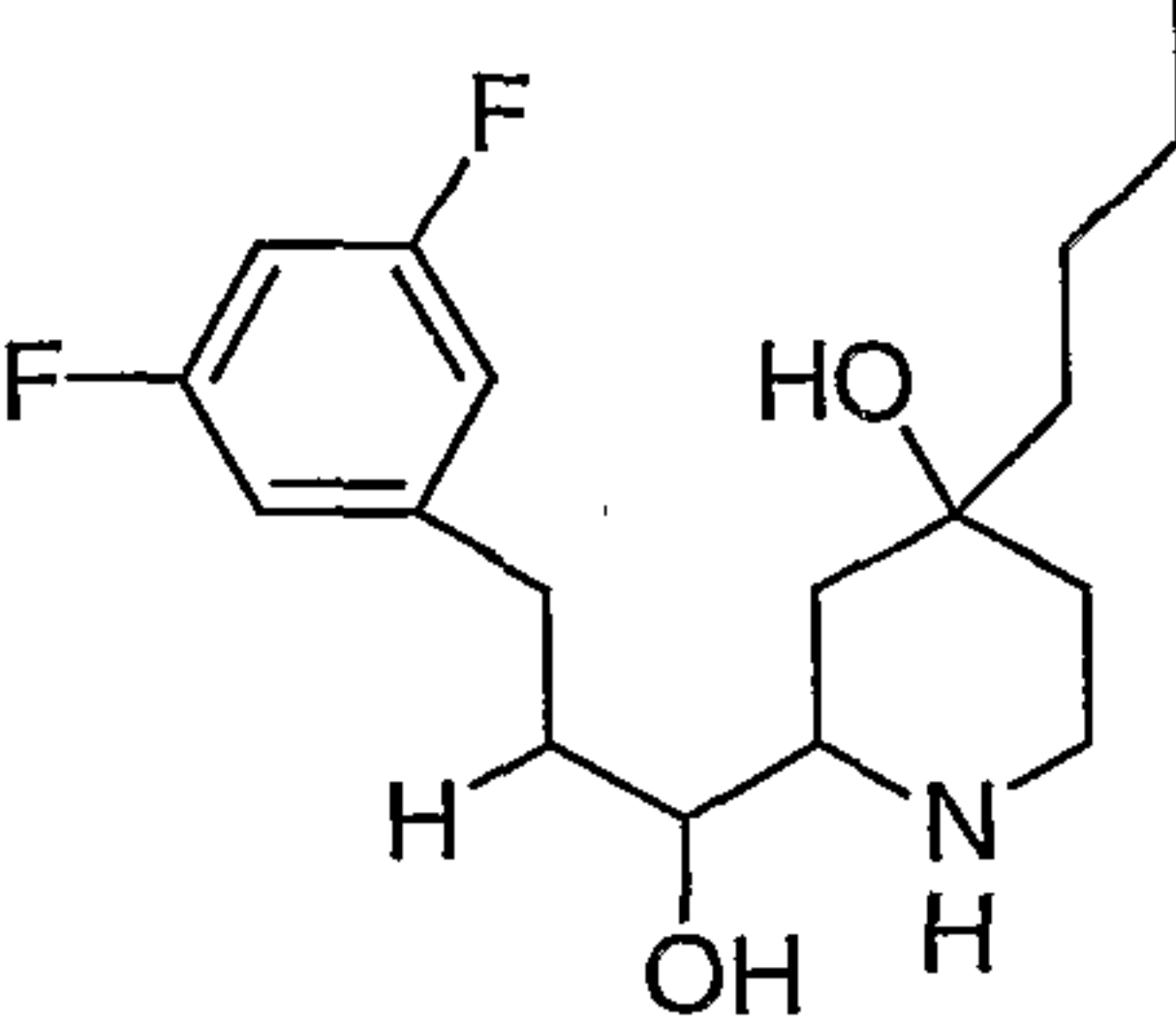
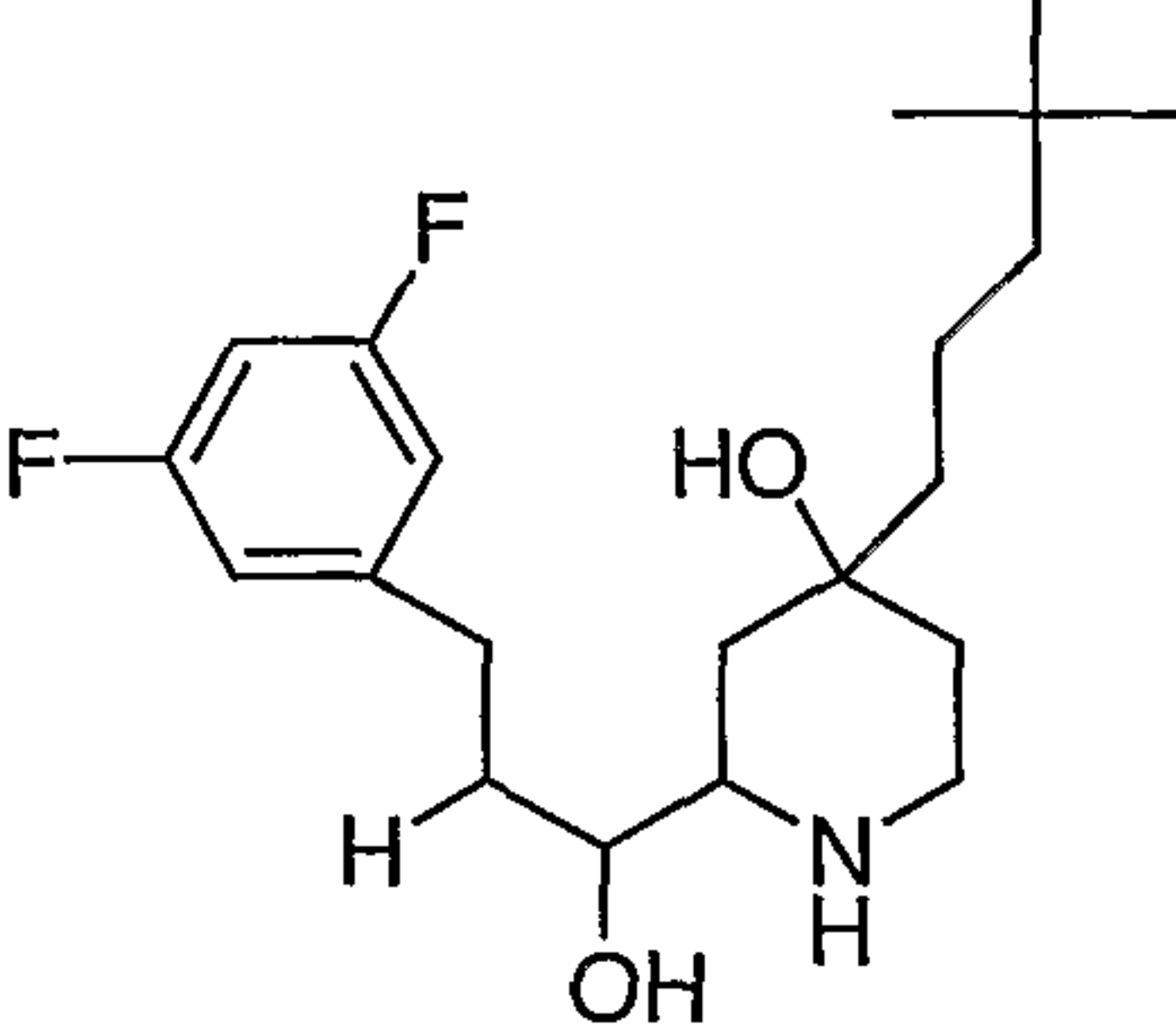
25 Investigation of potential beta-secretase inhibitors produced compounds with increased selectivity for beta-secretase over other aspartyl proteases such as cathepsin D (catD), cathepsin E (catE), Human Immunodeficiency Viral (HIV) protease, and renin. Selectivity was calculated as a ratio of inhibition (IC_{50}) values in which the inhibition of beta-secretase was compared to the inhibition of
30 other aspartyl proteases. A compound is selective when the IC_{50} value (i.e., concentration required for 50% inhibition) of a desired target (e.g., beta-secretase) is less than the IC_{50} value of a secondary target (e.g., catD).

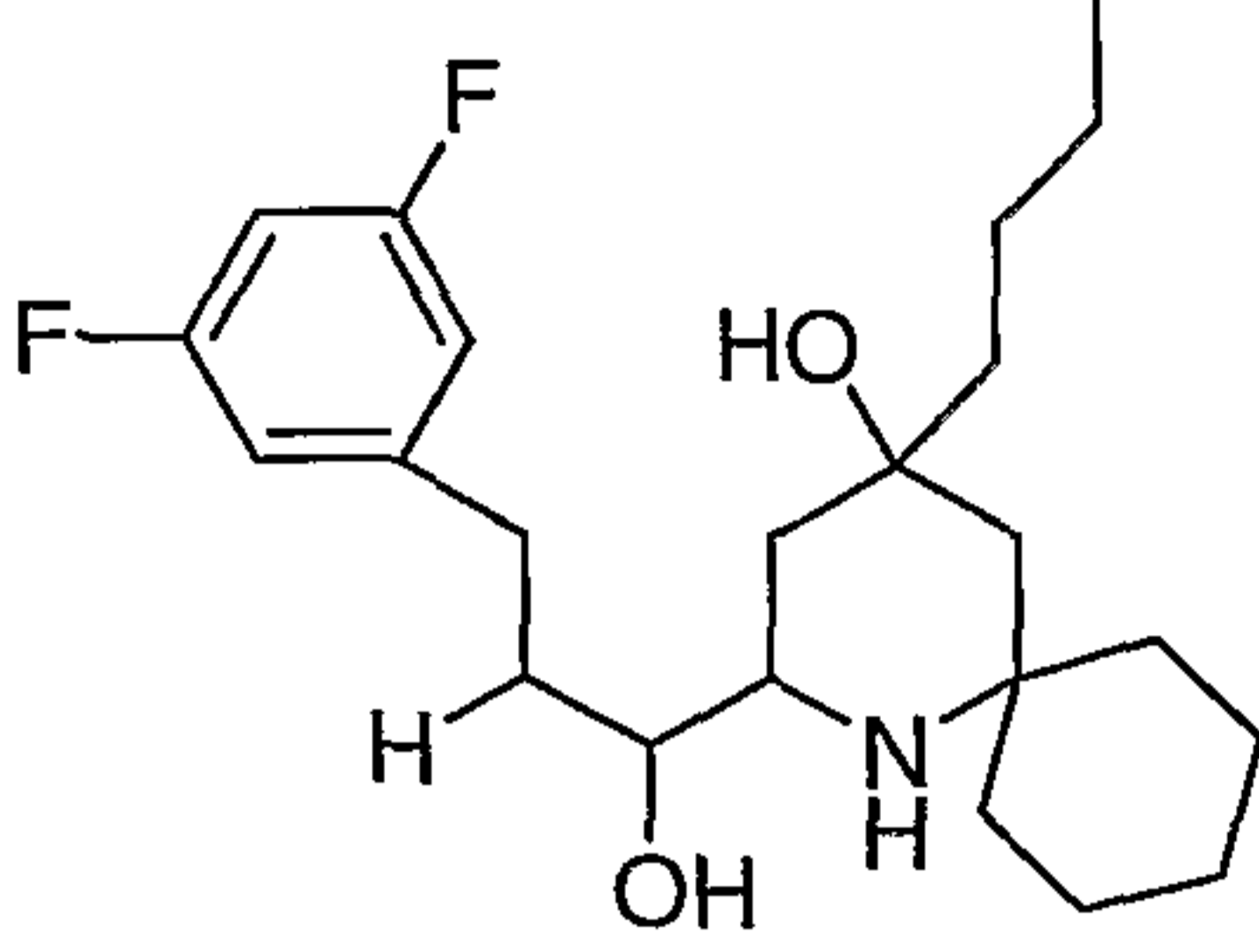
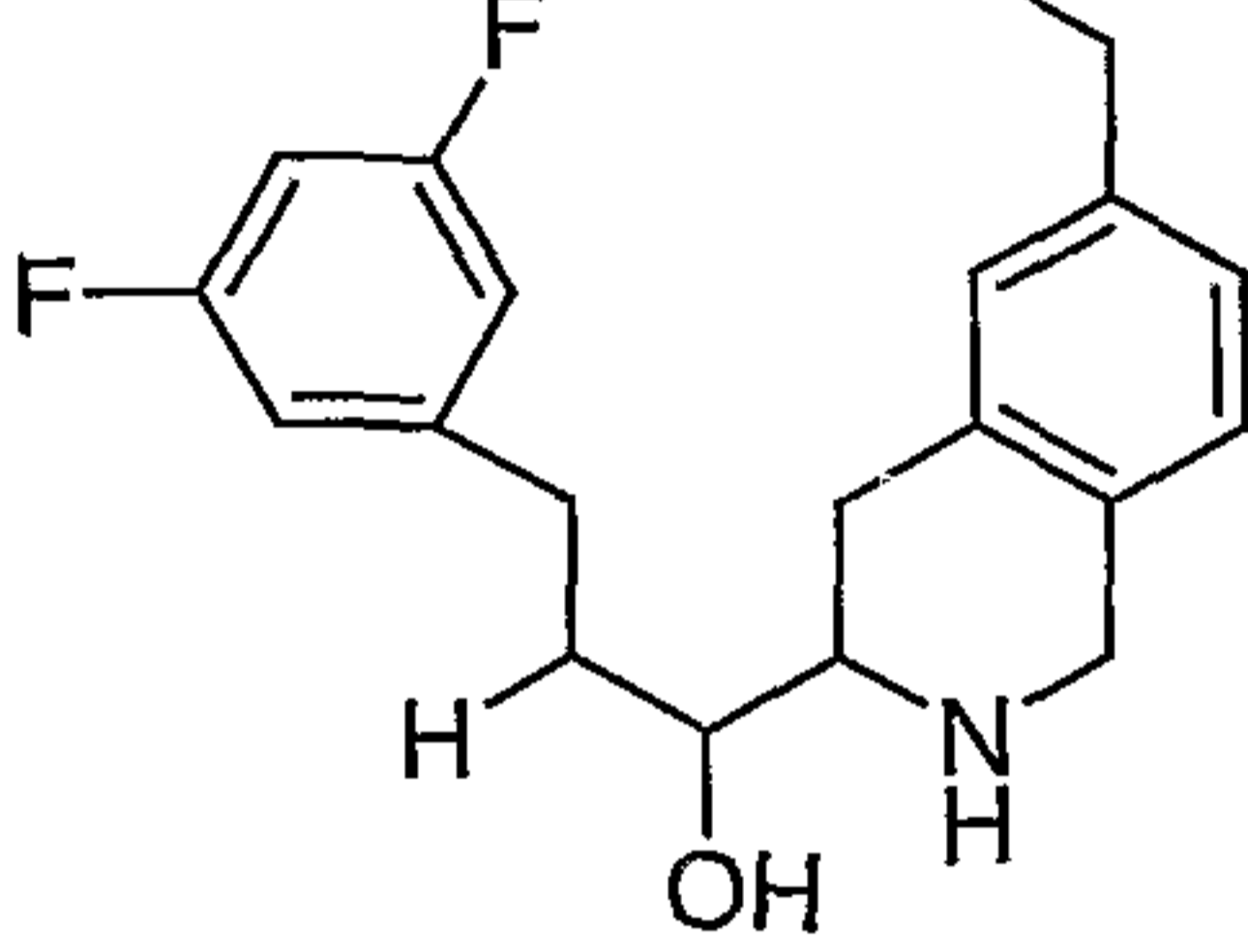
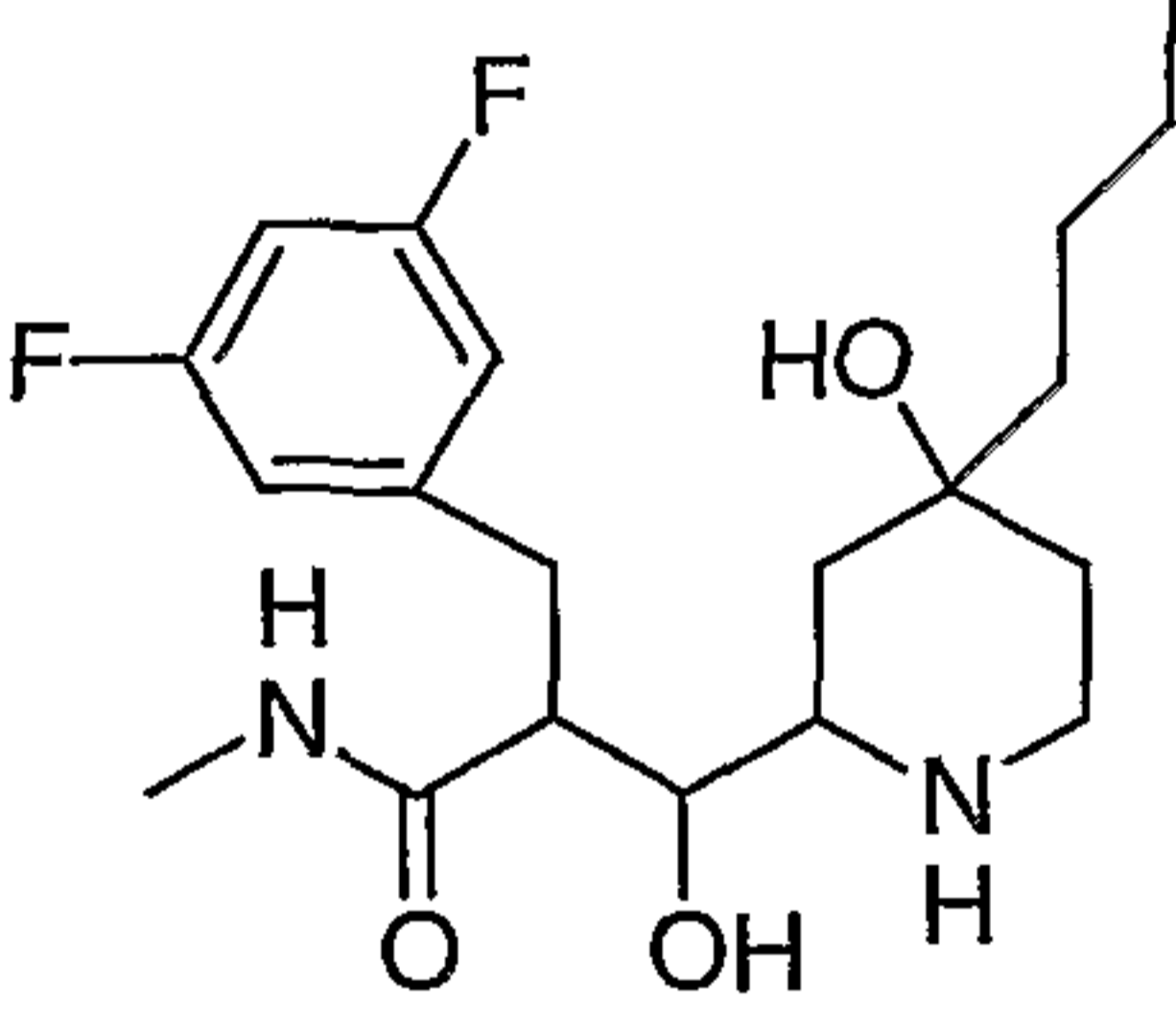
Alternatively, a compound is selective when its binding affinity is greater for its desired target (e.g., beta-secretase) versus a secondary target (e.g., catD).

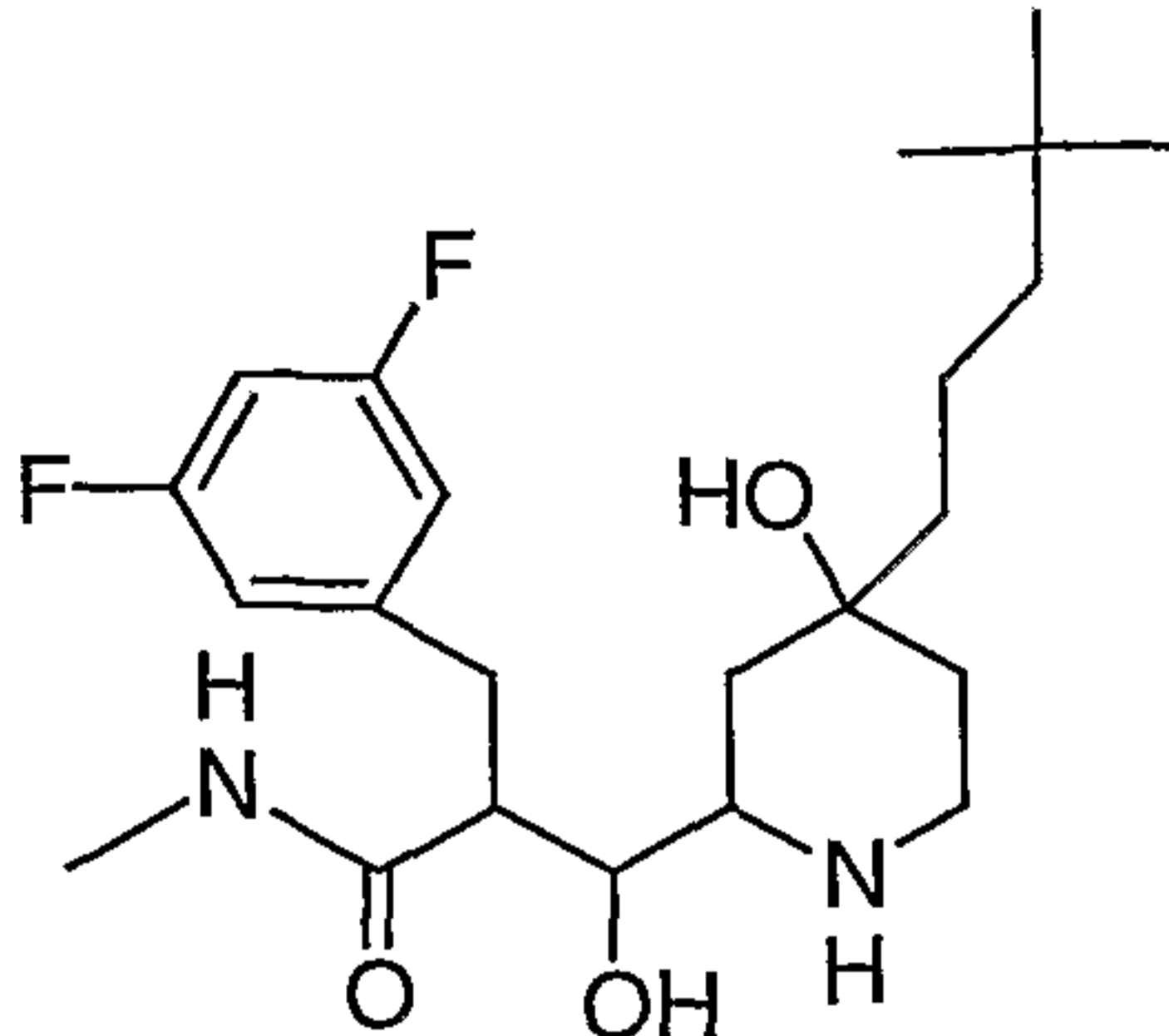
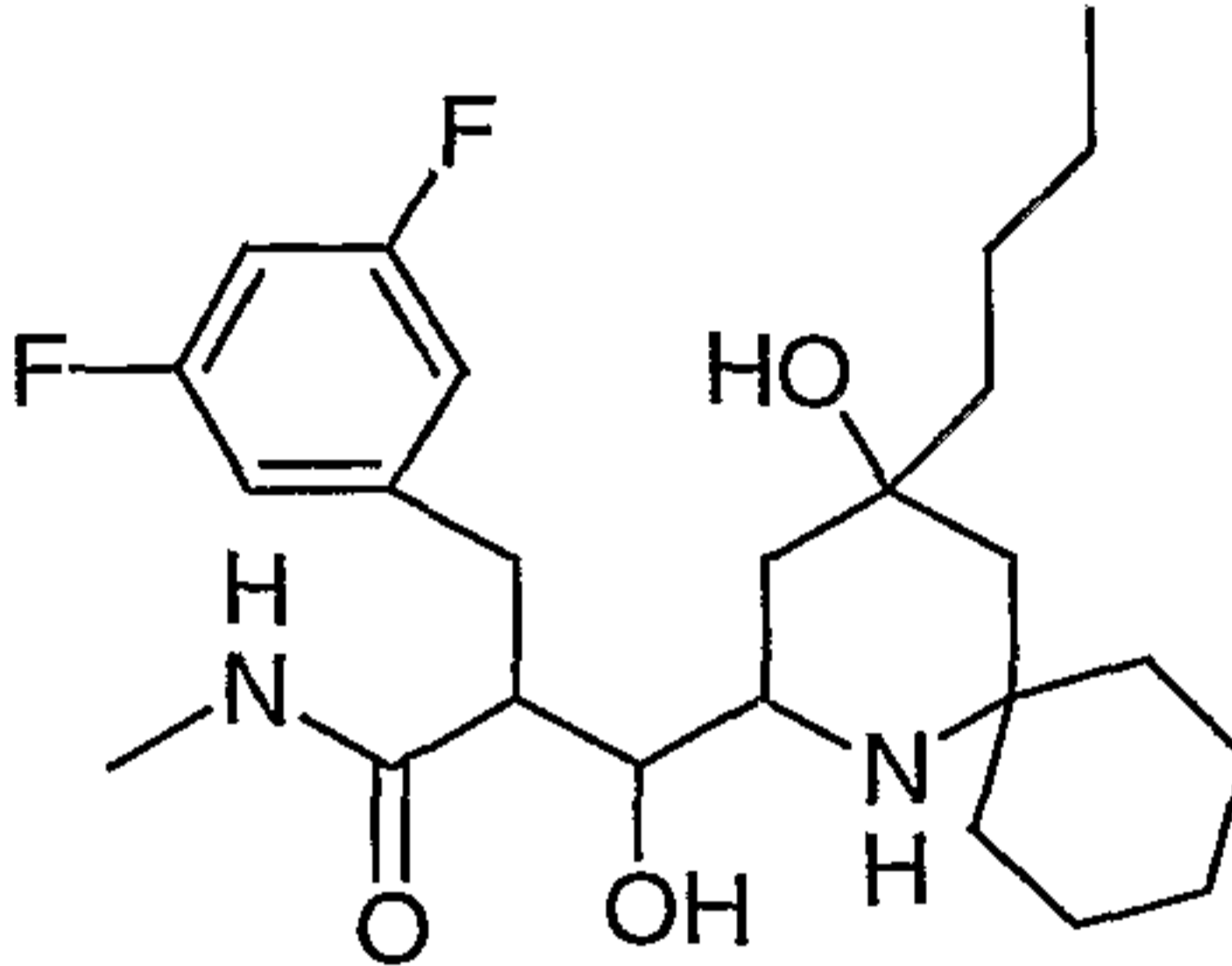
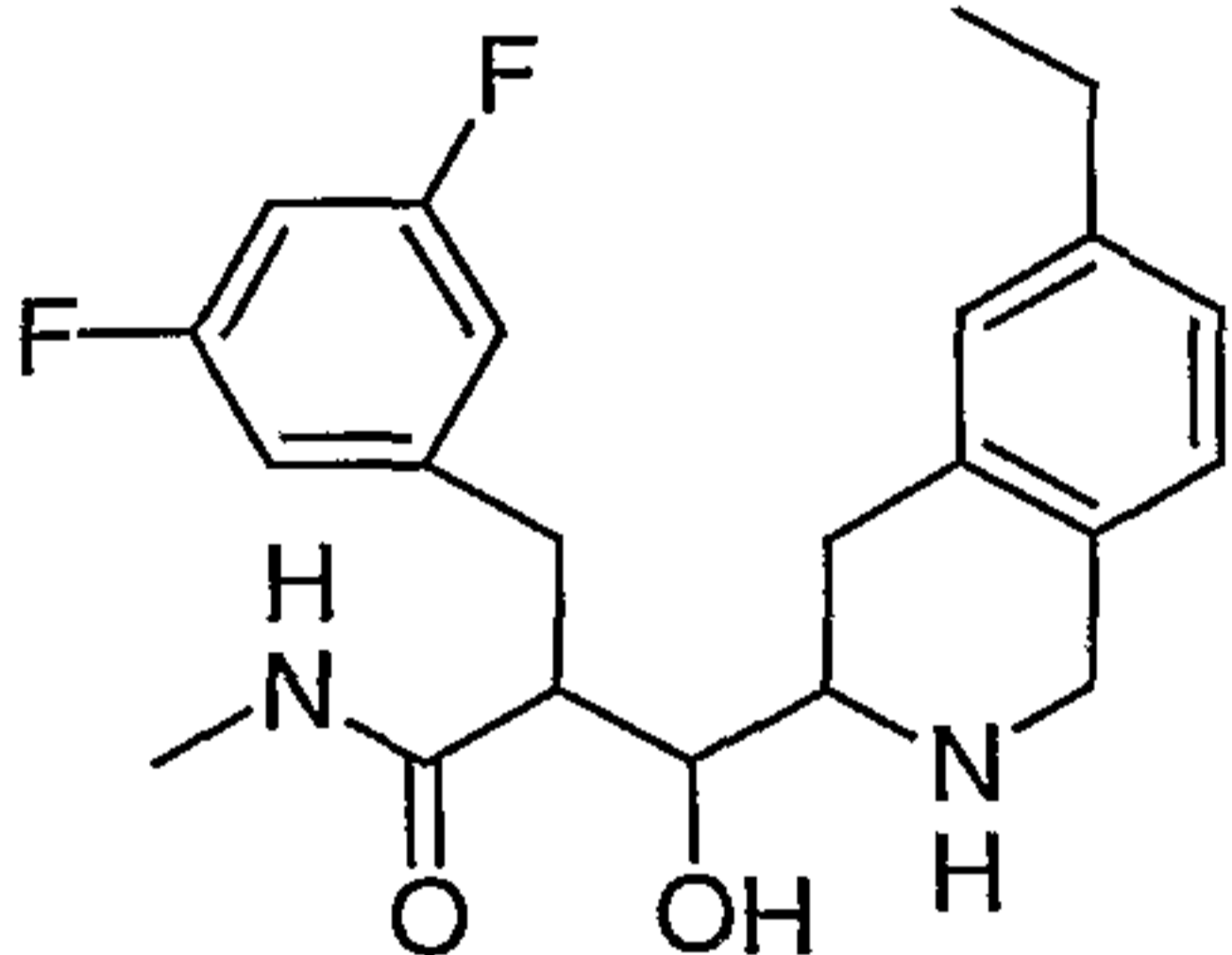
Accordingly, methods of treatment include administering selective compounds of formula (I) having a lower IC₅₀ value for inhibiting beta-secretase, or greater binding affinity for beta-secretase, than for other aspartyl proteases such as catD, catE, HIV protease, or renin. A selective compound is also capable of producing a higher ratio of desired effects to adverse effects, resulting in a safer method of treatment.

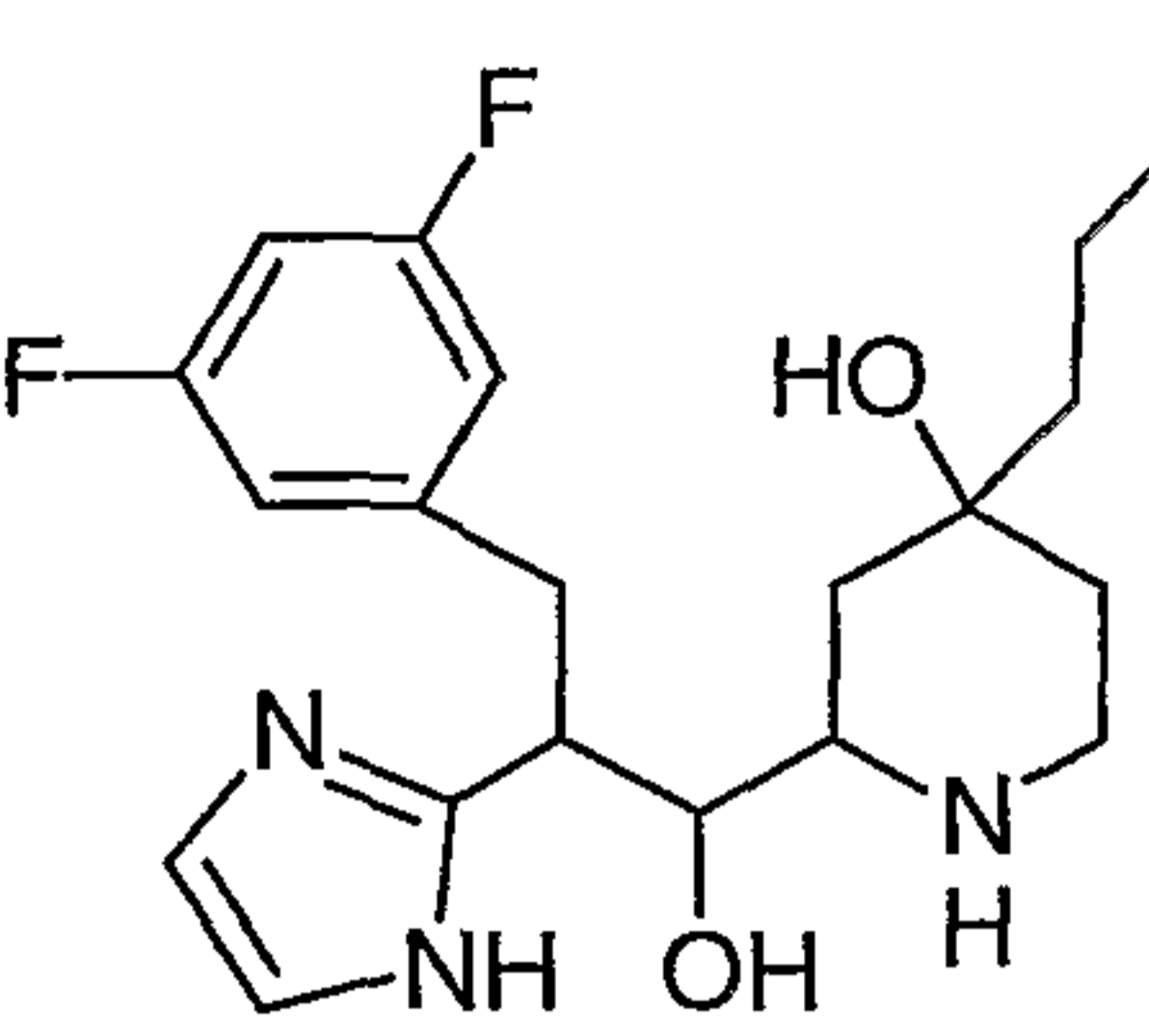
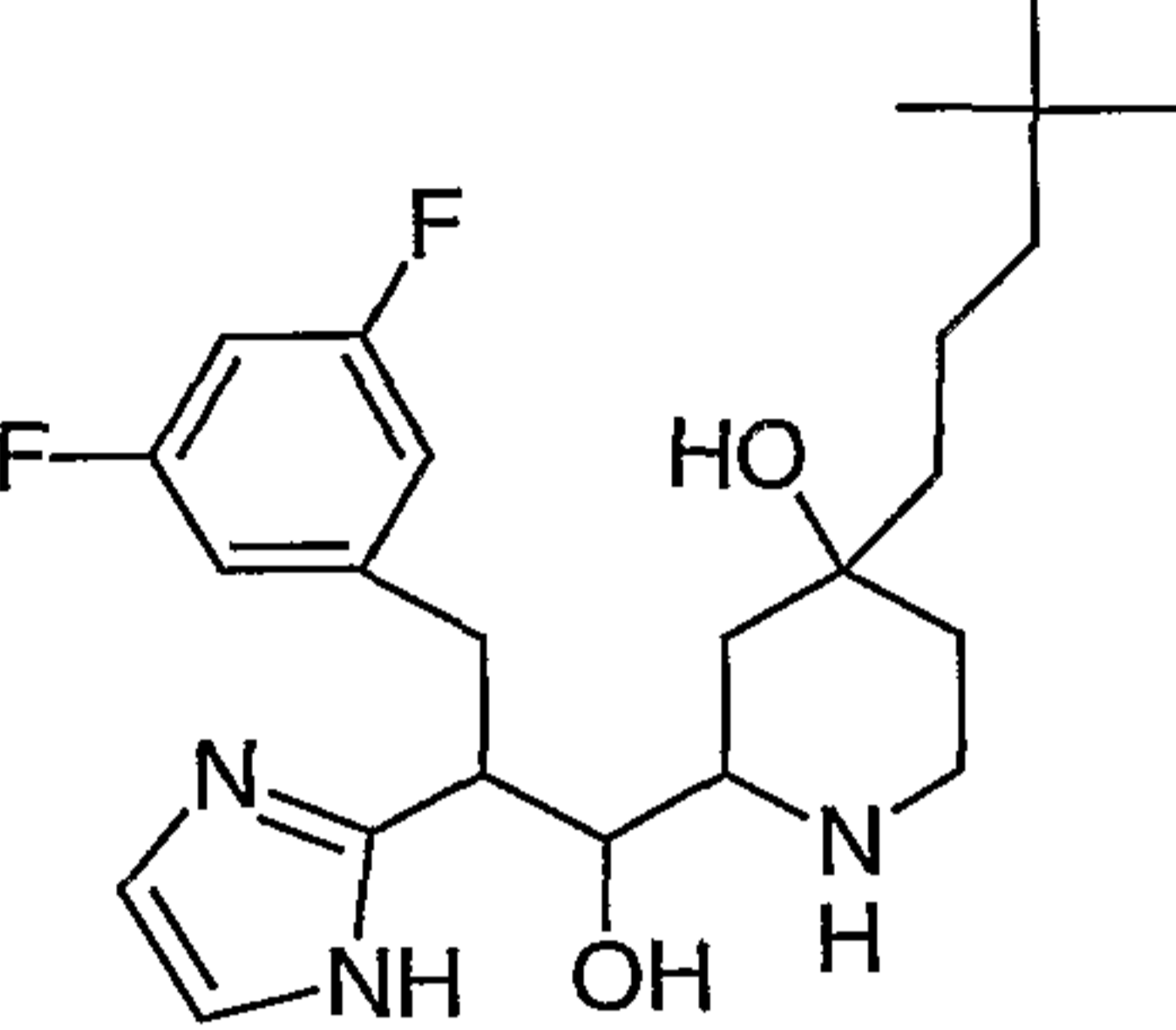
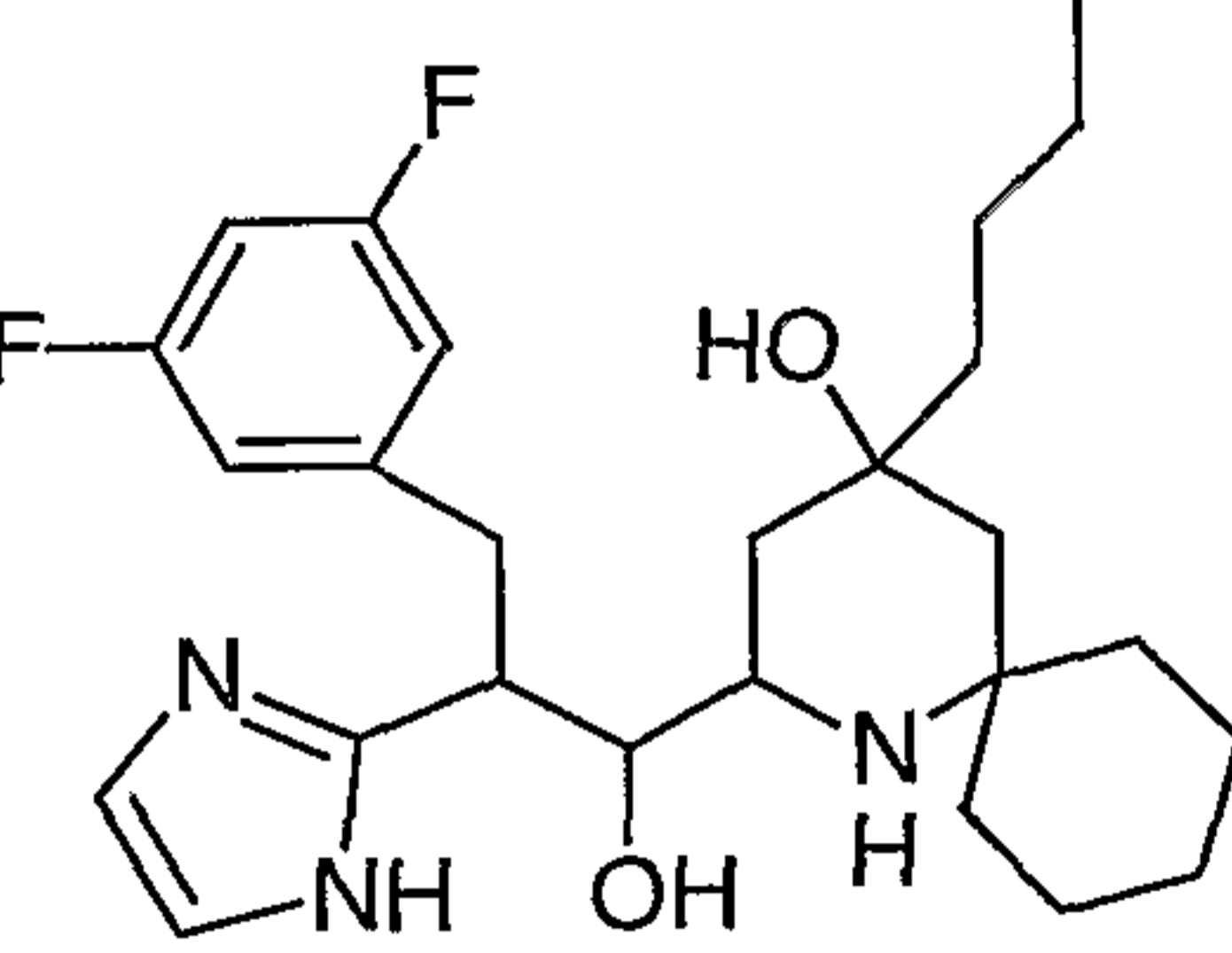
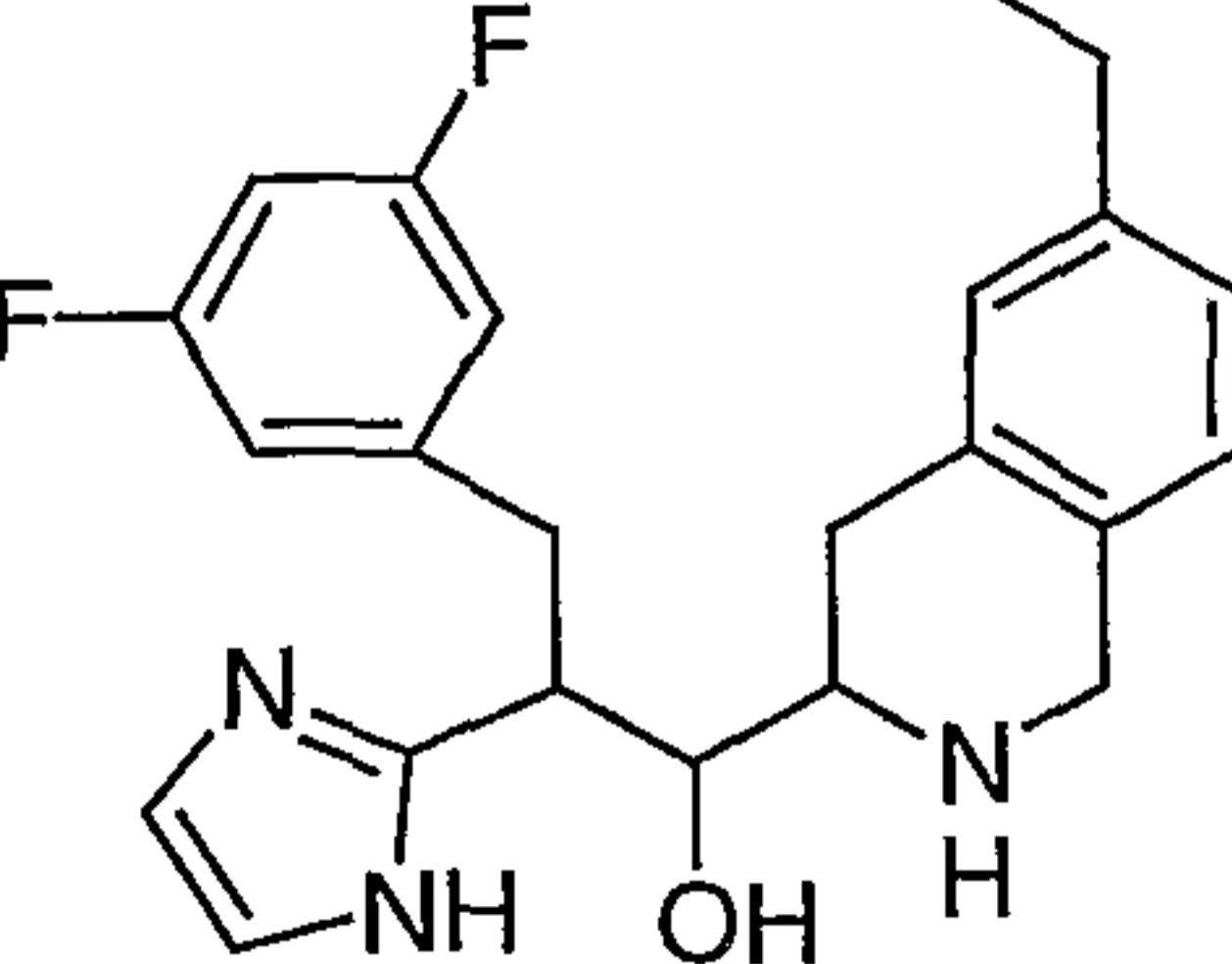
Exemplary compounds of formula (I) are provided in the Examples below.

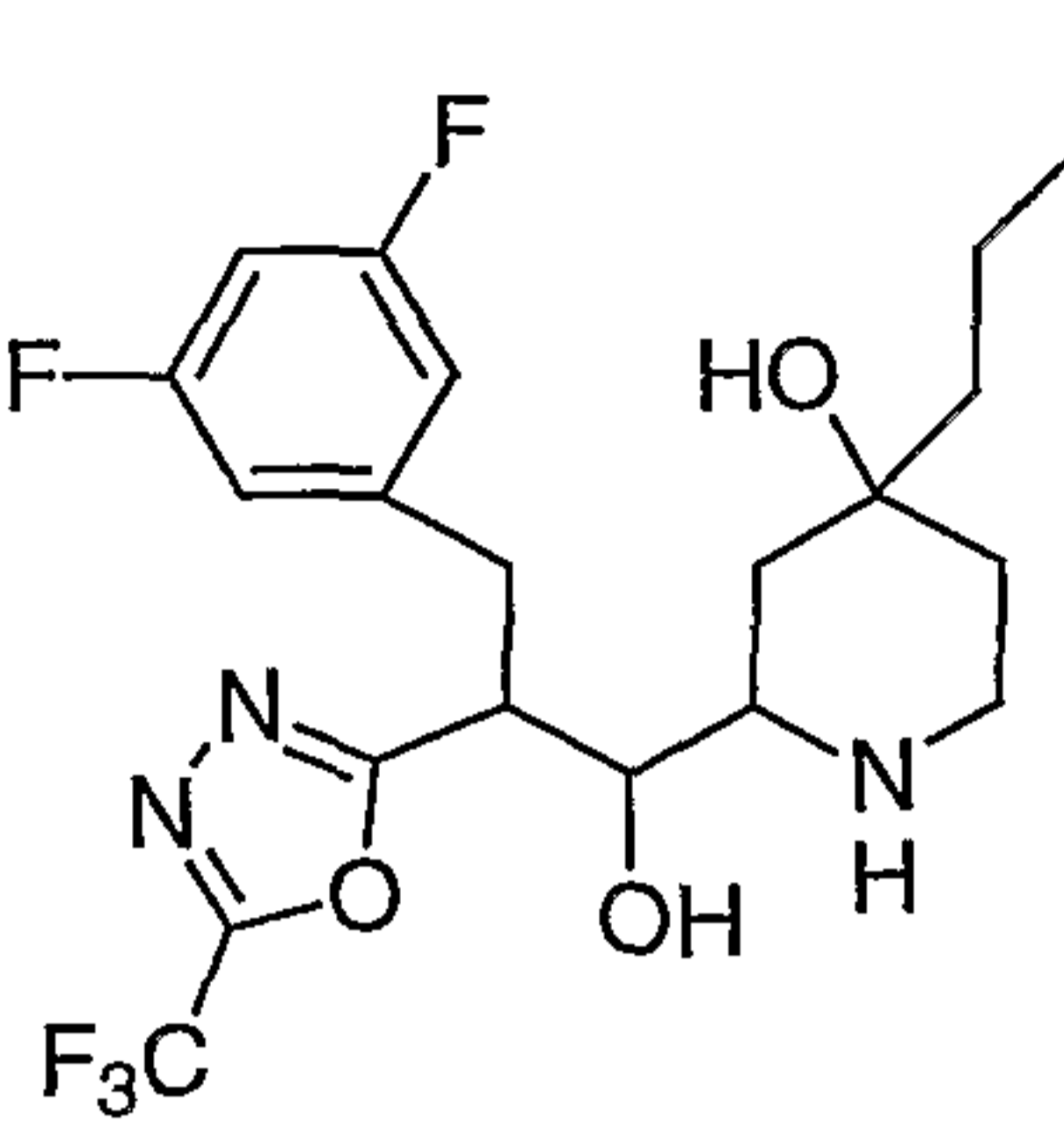
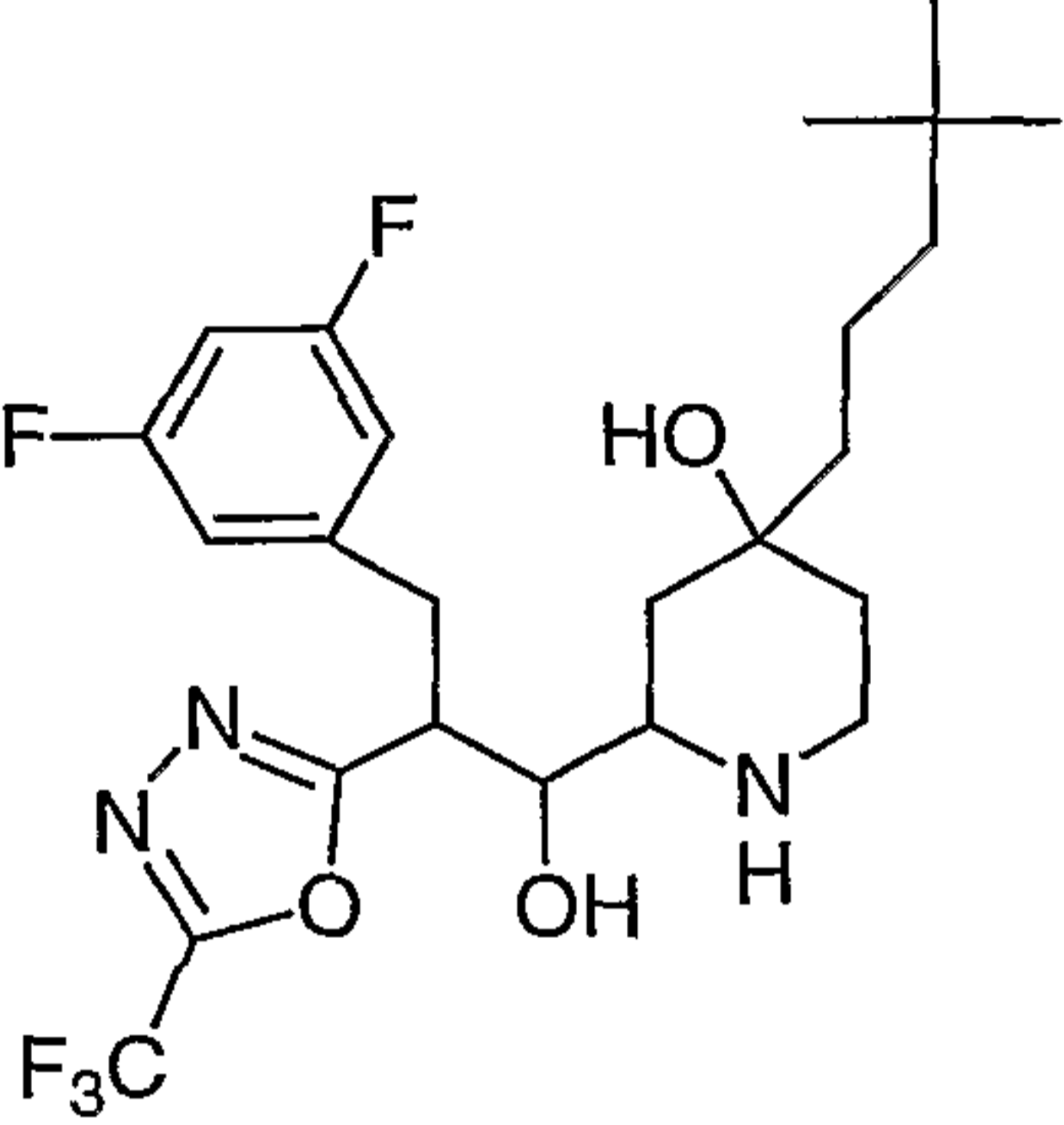
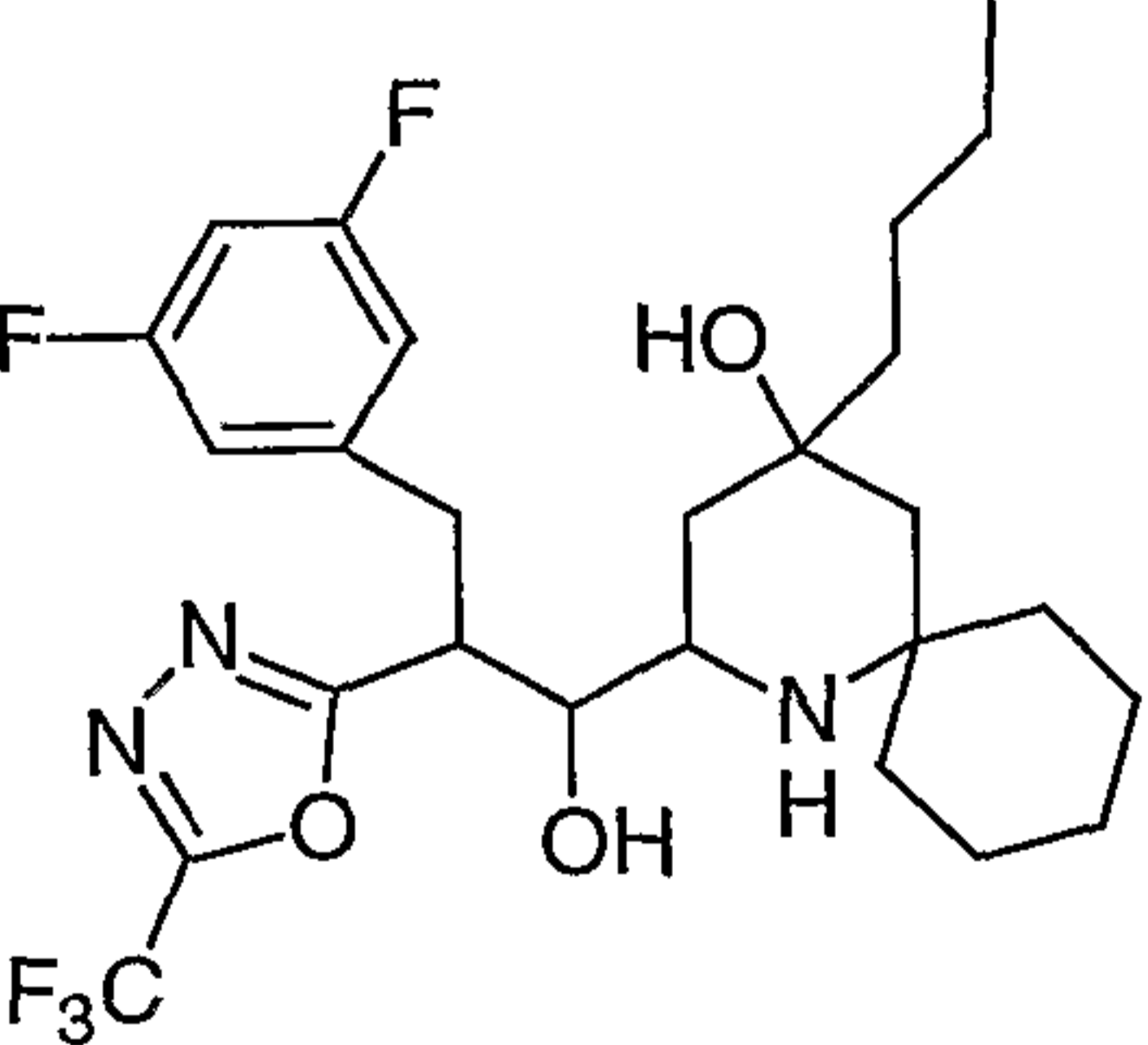
EXAMPLE 1: EXEMPLARY FORMULA (I) COMPOUNDS

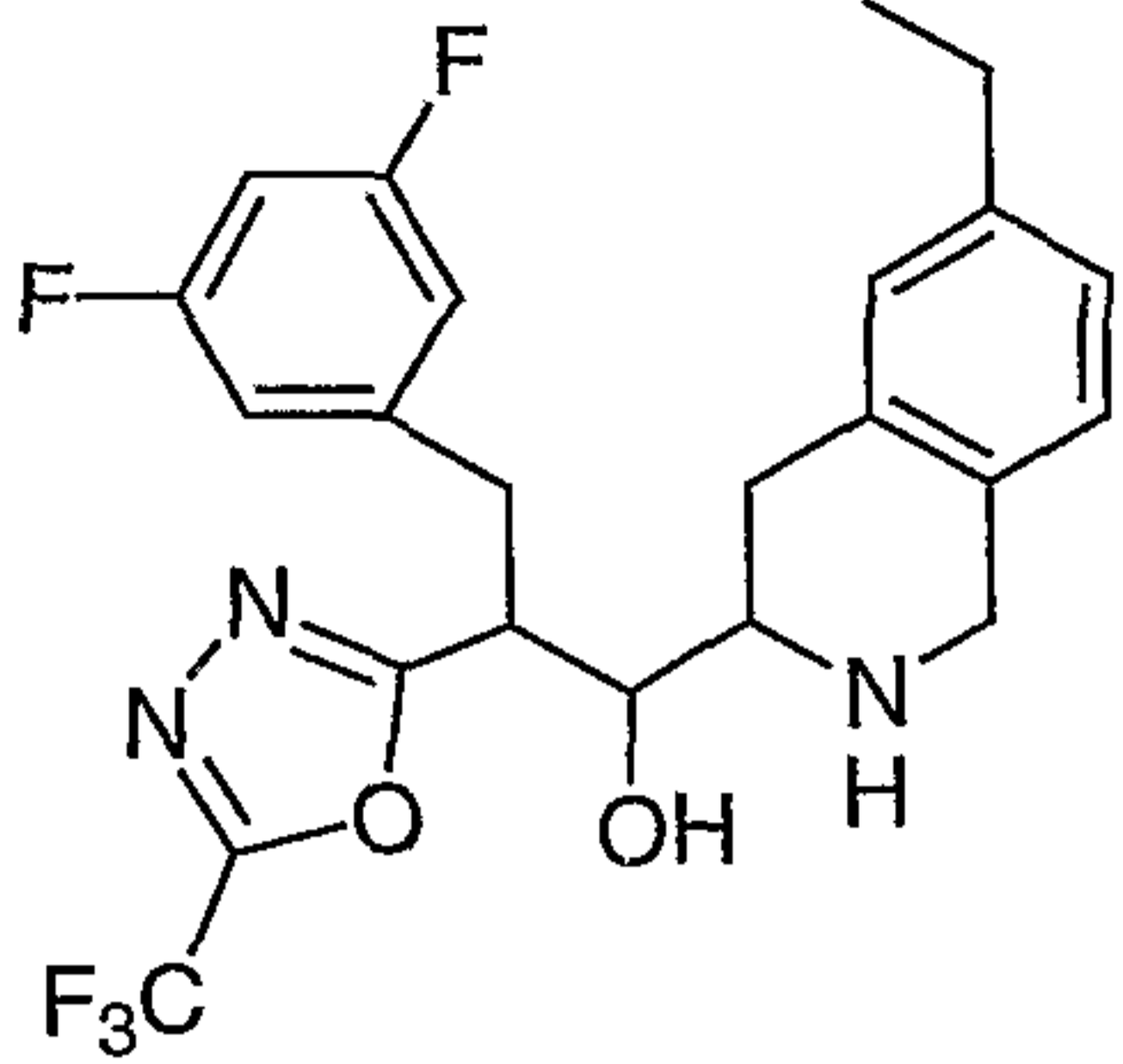
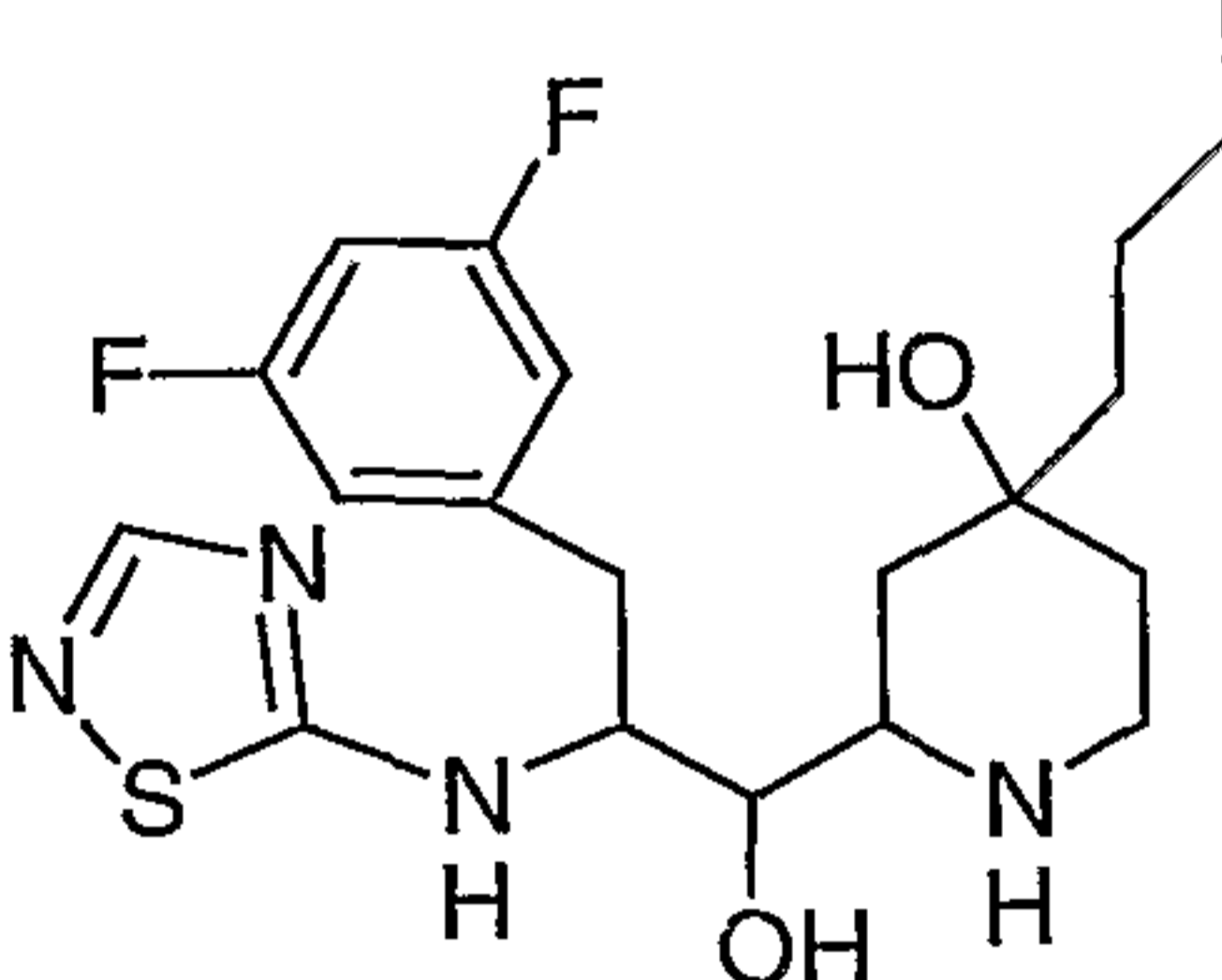
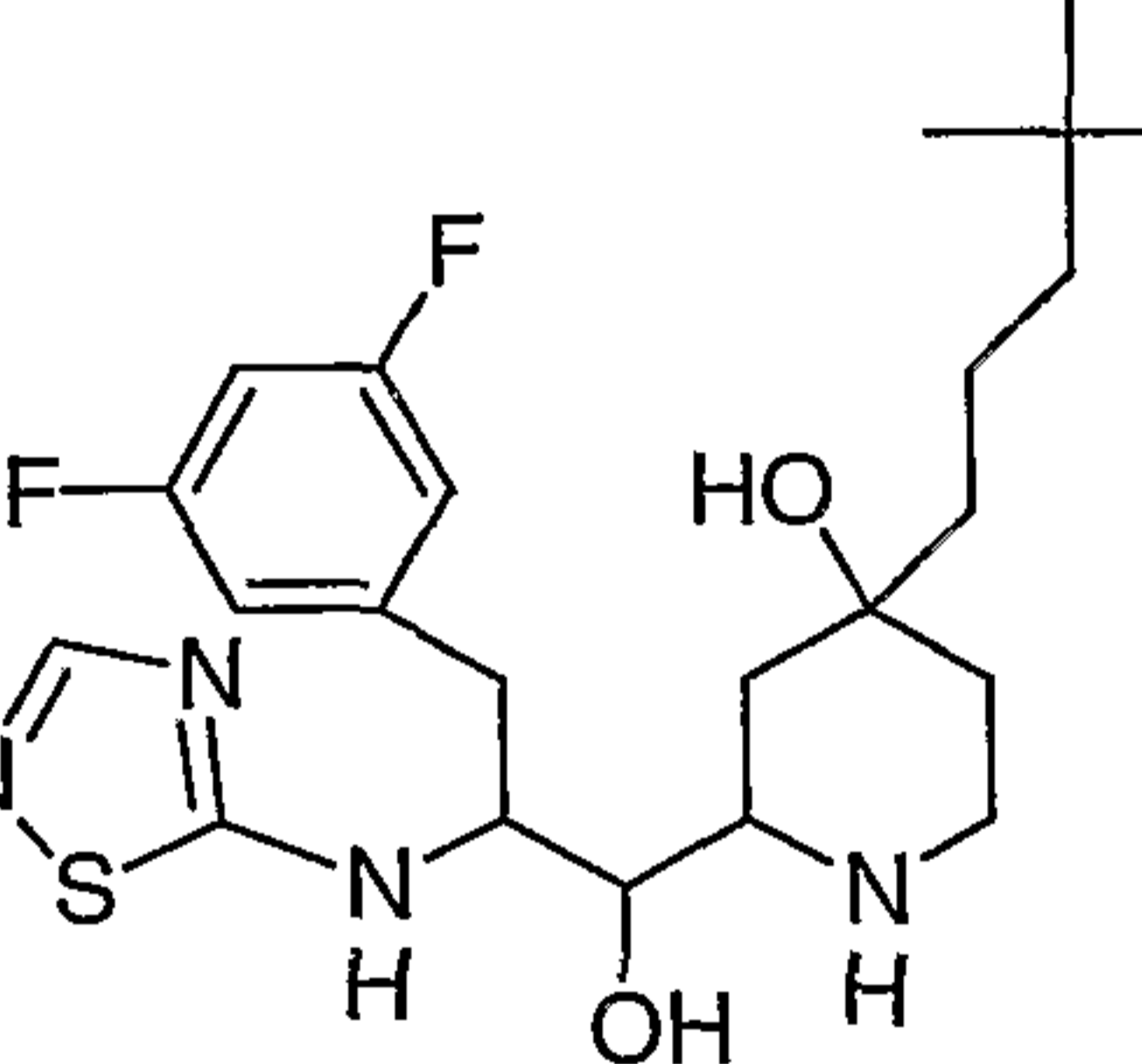
Example No.	Compound
1-1.	 <p>4-butyl-2-(3-(3,5-difluorophenyl)-1-hydroxypropyl)piperidin-4-ol</p>
1-2.	 <p>2-[3-(3,5-Difluoro-phenyl)-1-hydroxy-propyl]-4-(4,4-dimethyl-pentyl)-piperidin-4-ol</p>

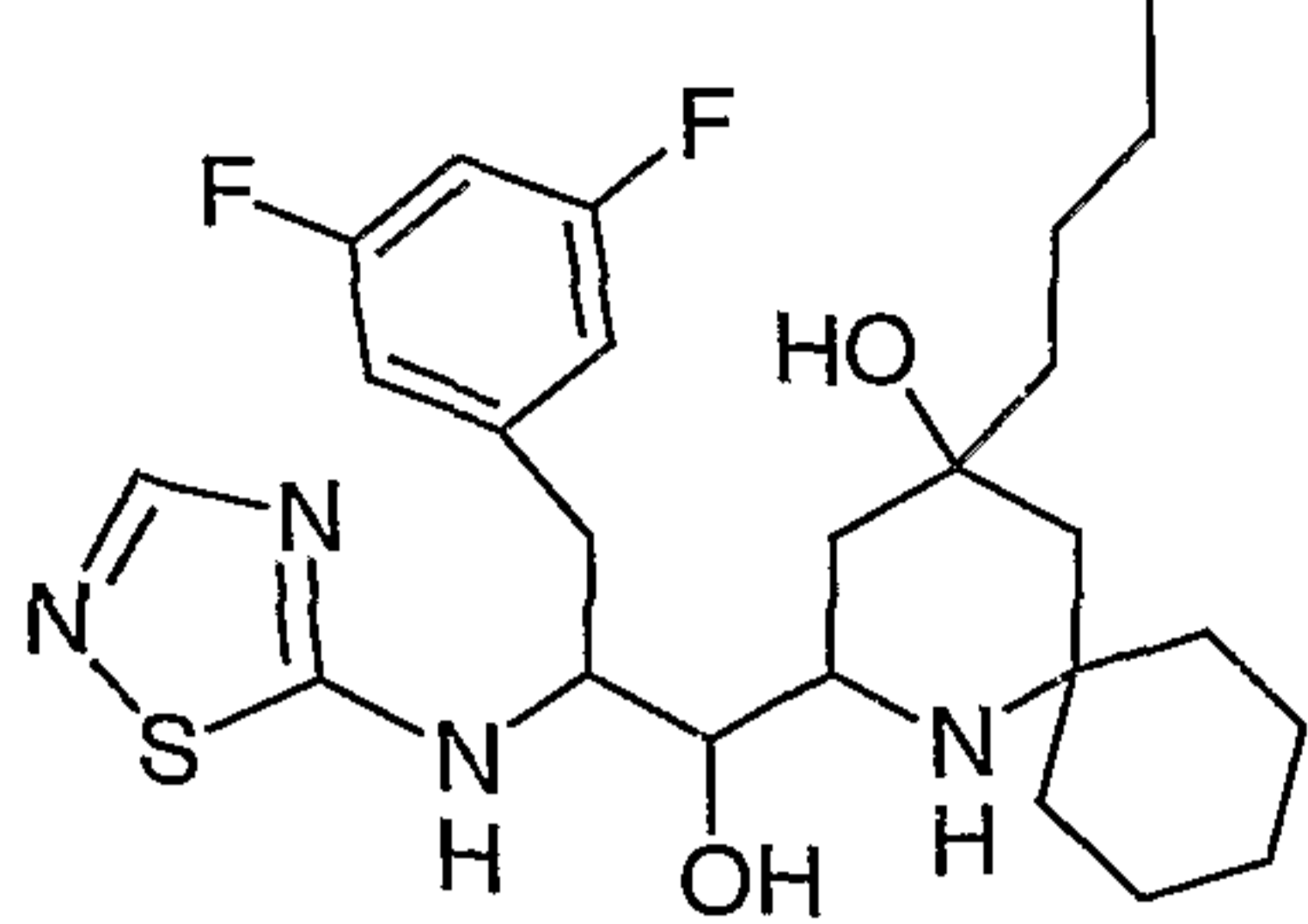
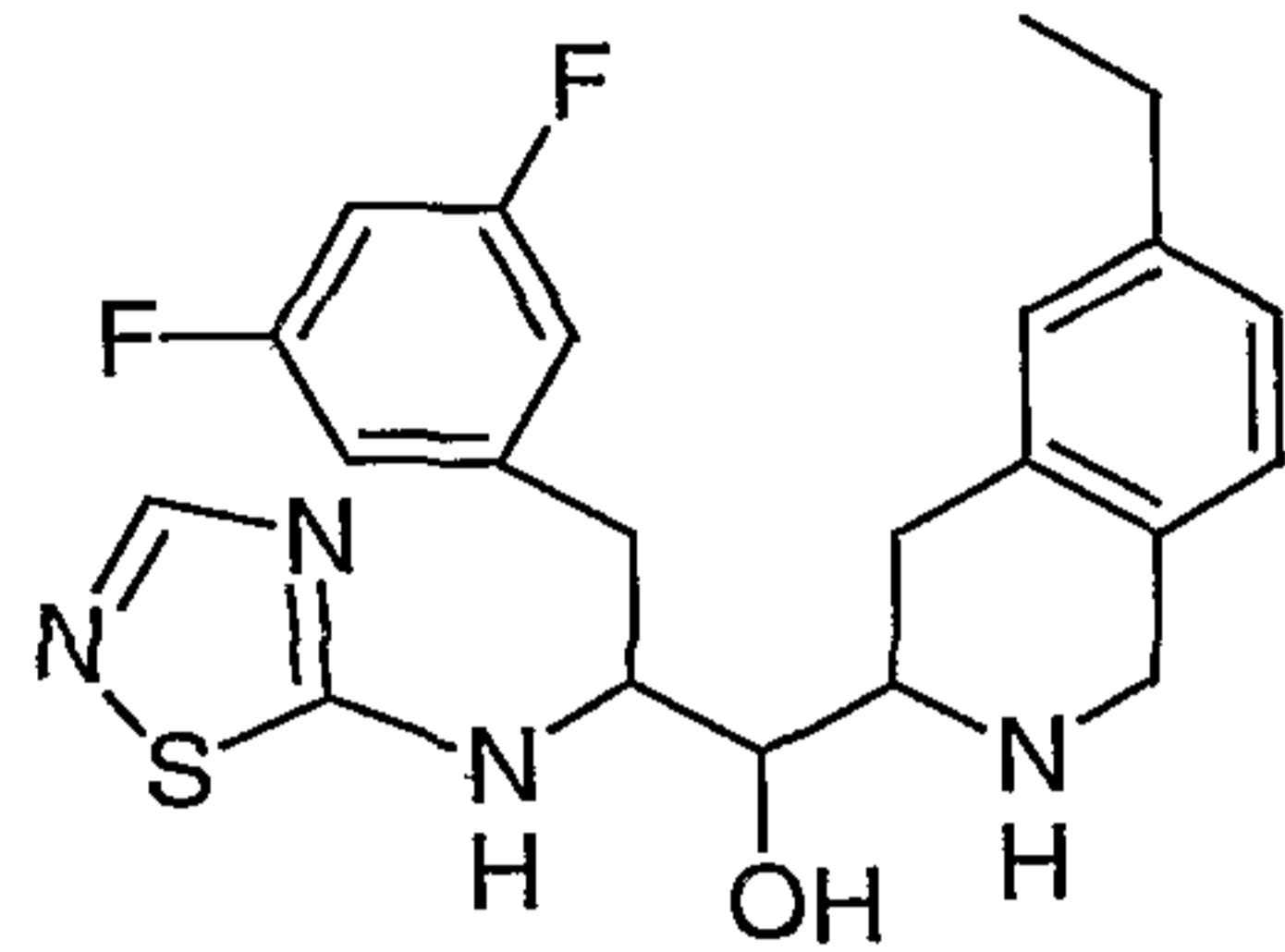
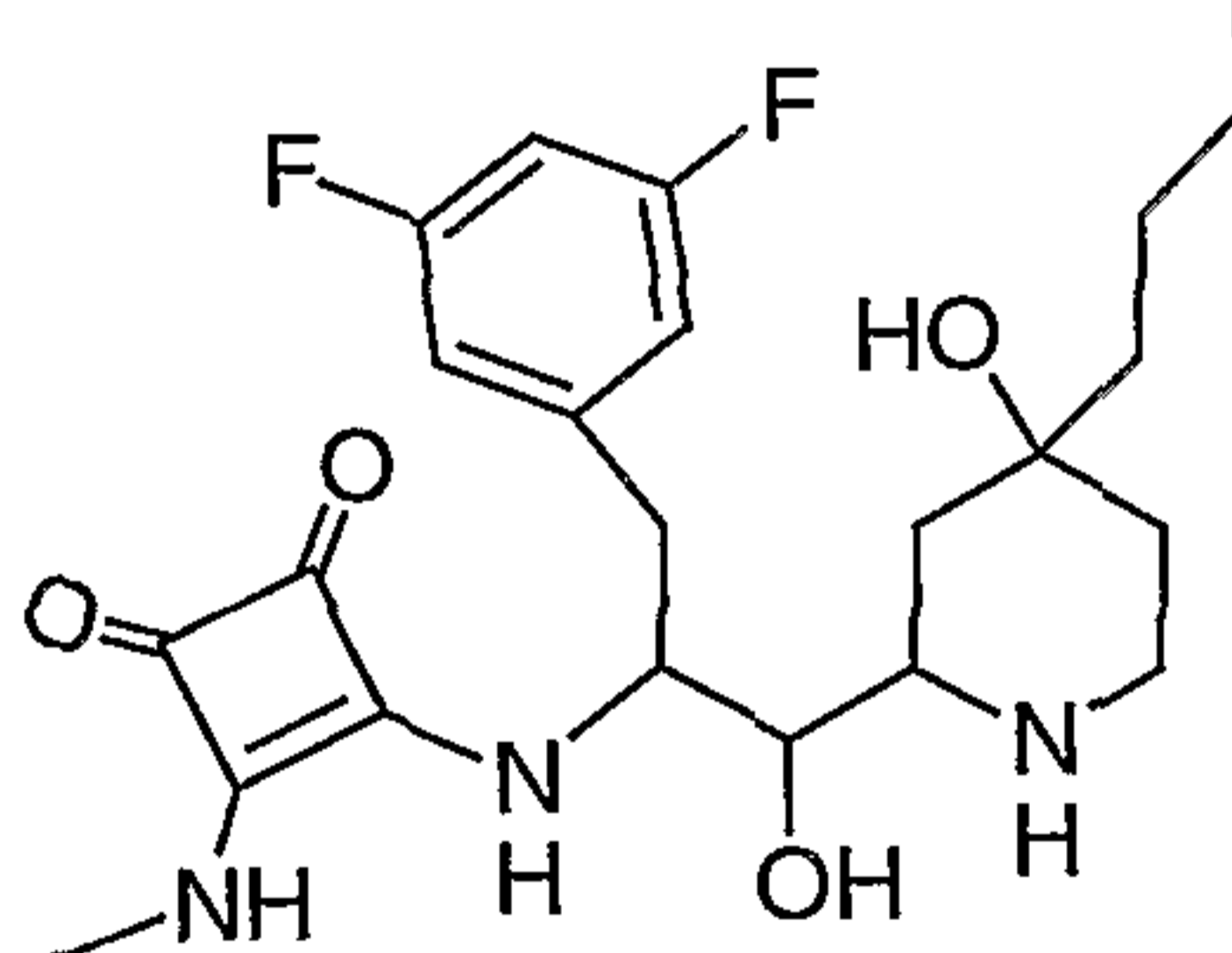
Example No.	Compound
1-3.	 <p>4-Butyl-2-[3-(3,5-difluoro-phenyl)-1-hydroxy-propyl]-1-aza-spiro[5.5]undecan-4-ol</p>
1-4.	 <p>3-(3,5-Difluoro-phenyl)-1-(6-ethyl-1,2,3,4-tetrahydro-isoquinolin-3-yl)-propan-1-ol</p>
1-5.	 <p>3-(4-Butyl-4-hydroxy-piperidin-2-yl)-2-(3,5-difluoro-benzyl)-3-hydroxy-N-methyl-propionamide</p>

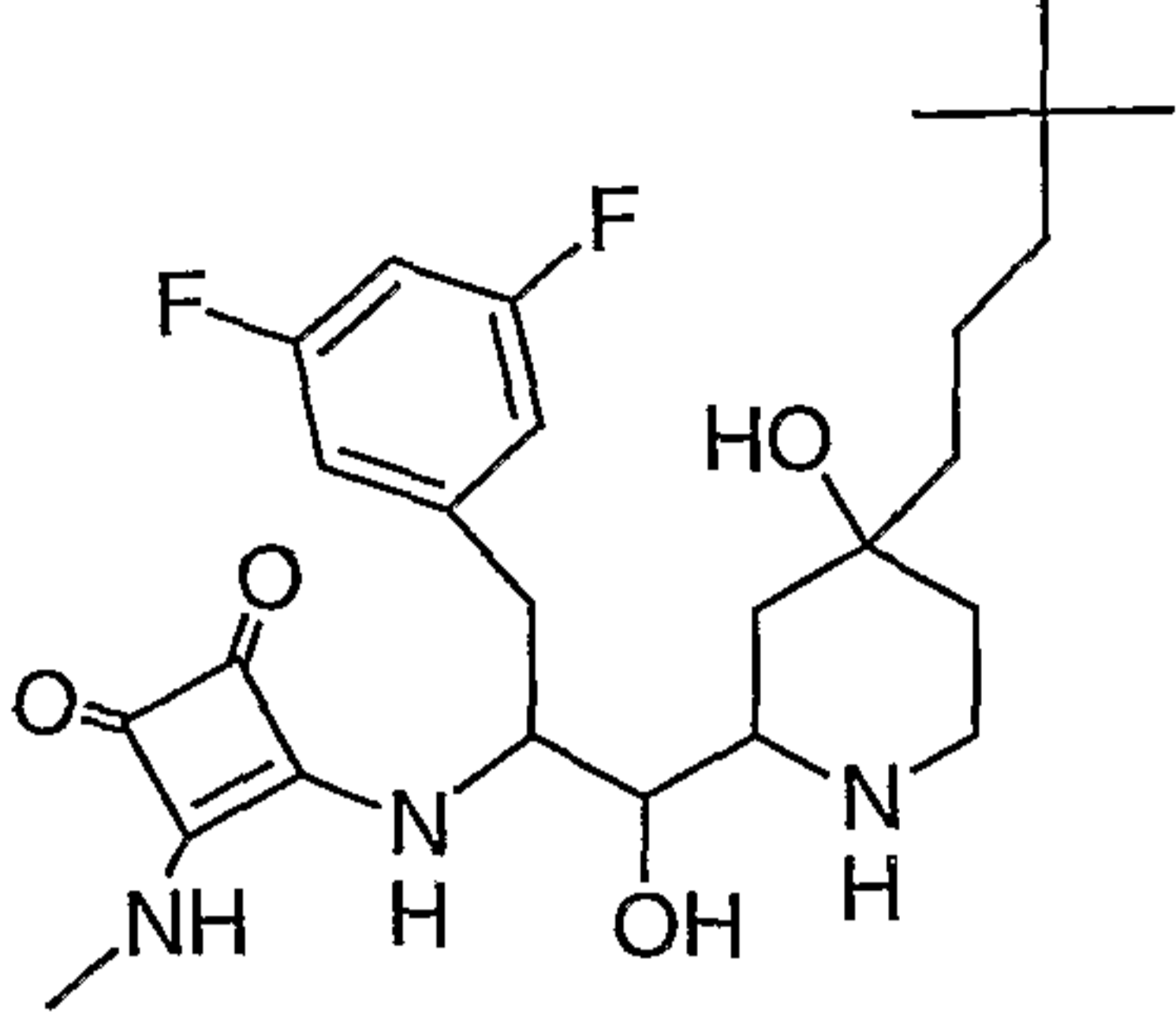
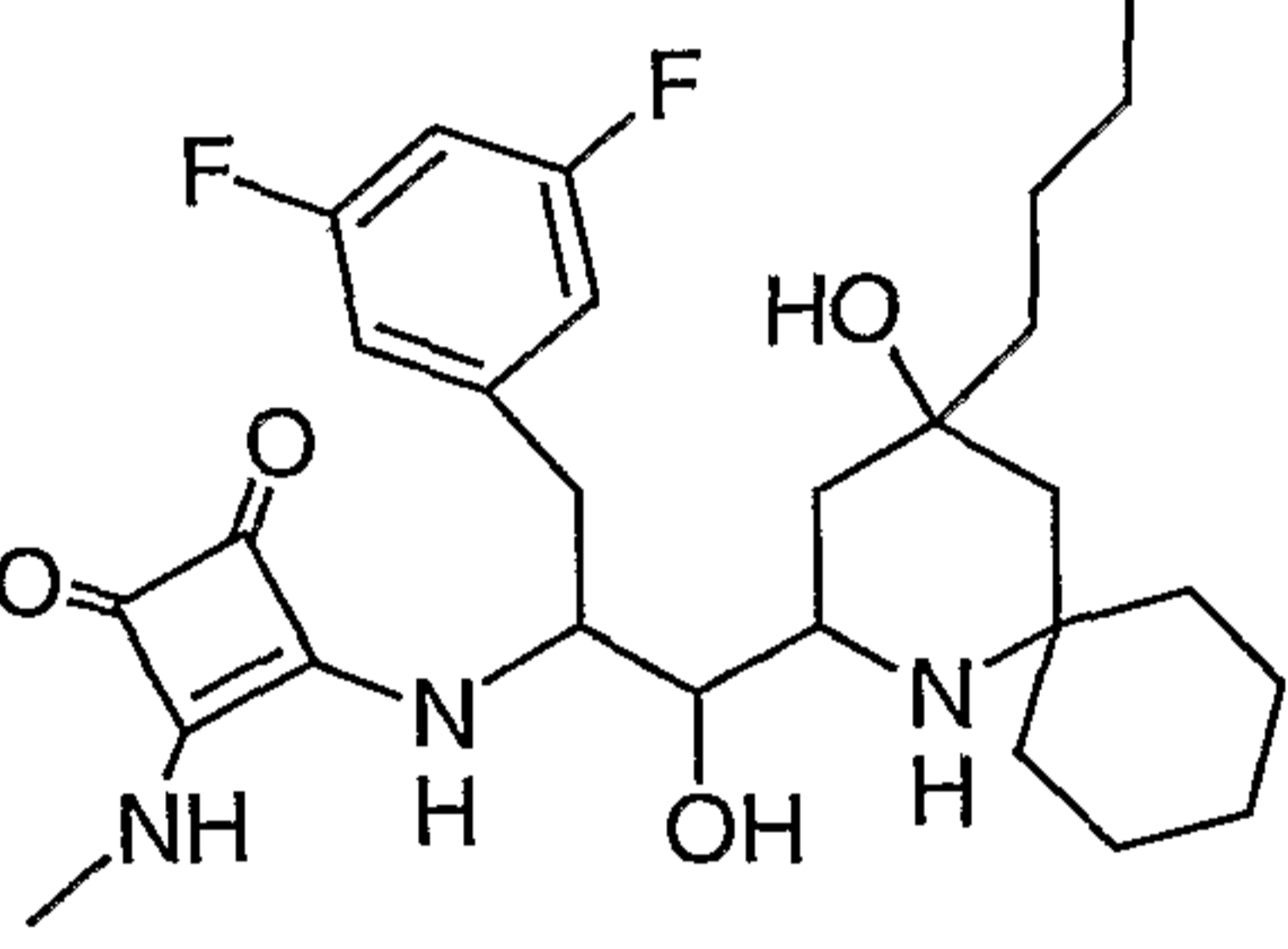
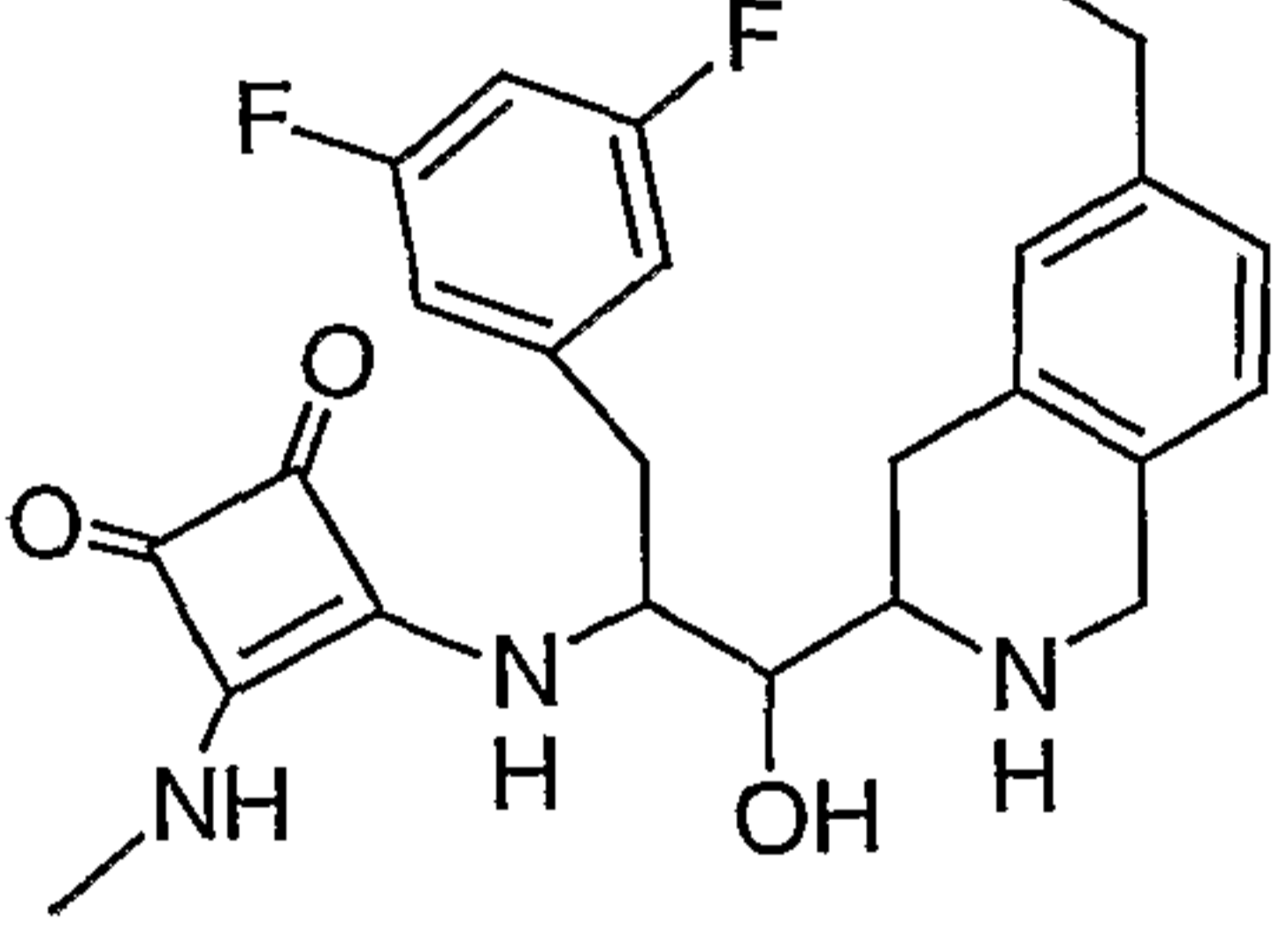
Example No.	Compound
1-6.	 <p data-bbox="703 845 1675 1038">2-(3,5-Difluoro-benzyl)-3-[4-(4,4-dimethyl-pentyl)-4-hydroxy-piperidin-2-yl]-3-hydroxy-N-methyl-propionamide</p>
1-7.	 <p data-bbox="672 1454 1717 1573">3-(4-Butyl-4-hydroxy-1-aza-spiro[5.5]undec-2-yl)-2-(3,5-difluoro-benzyl)-3-hydroxy-N-methyl-propionamide</p>
1-8.	 <p data-bbox="693 1958 1690 2077">2-(3,5-Difluoro-benzyl)-3-(6-ethyl-1,2,3,4-tetrahydro-isoquinolin-3-yl)-3-hydroxy-N-methyl-propionamide</p>

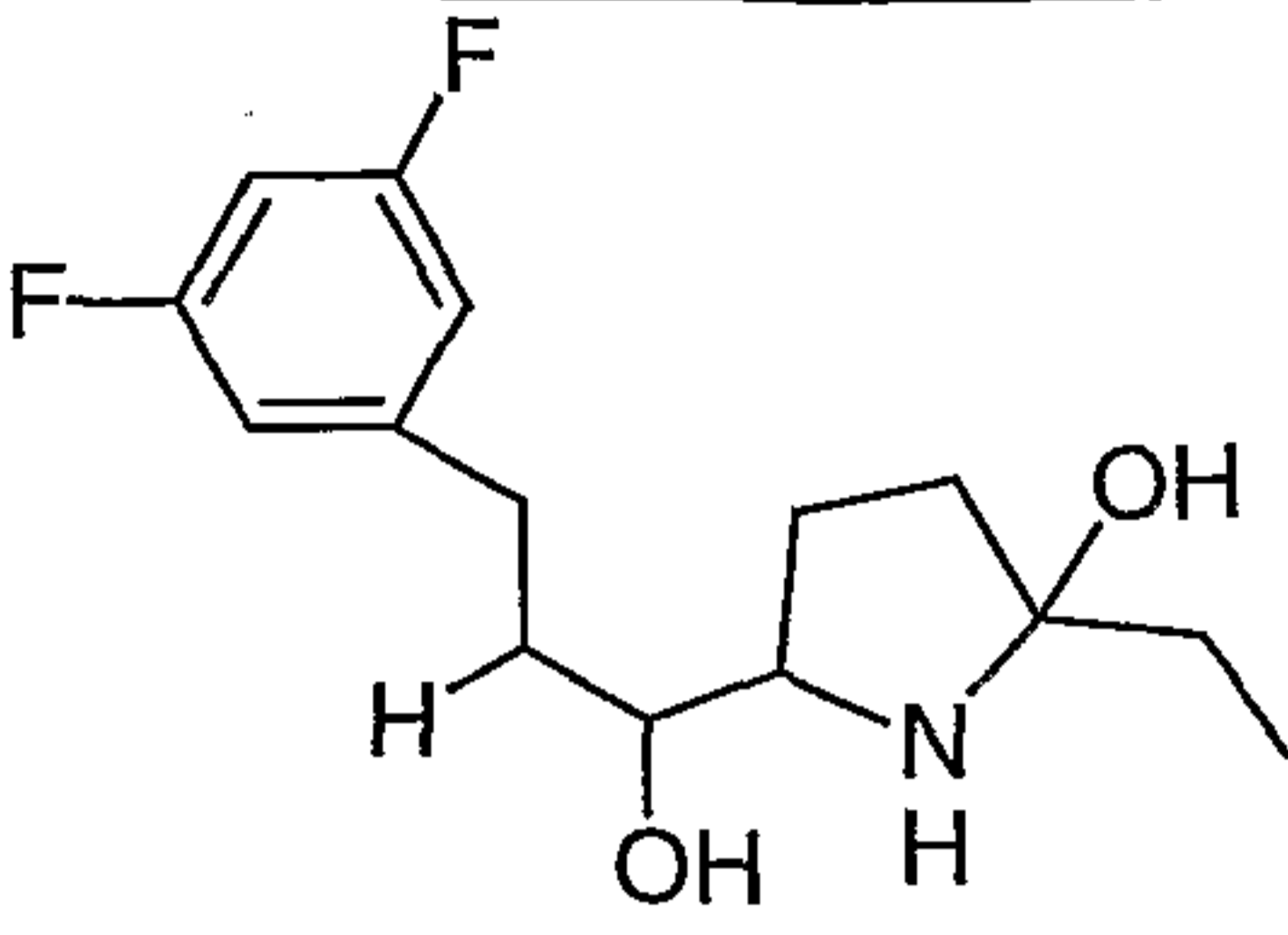
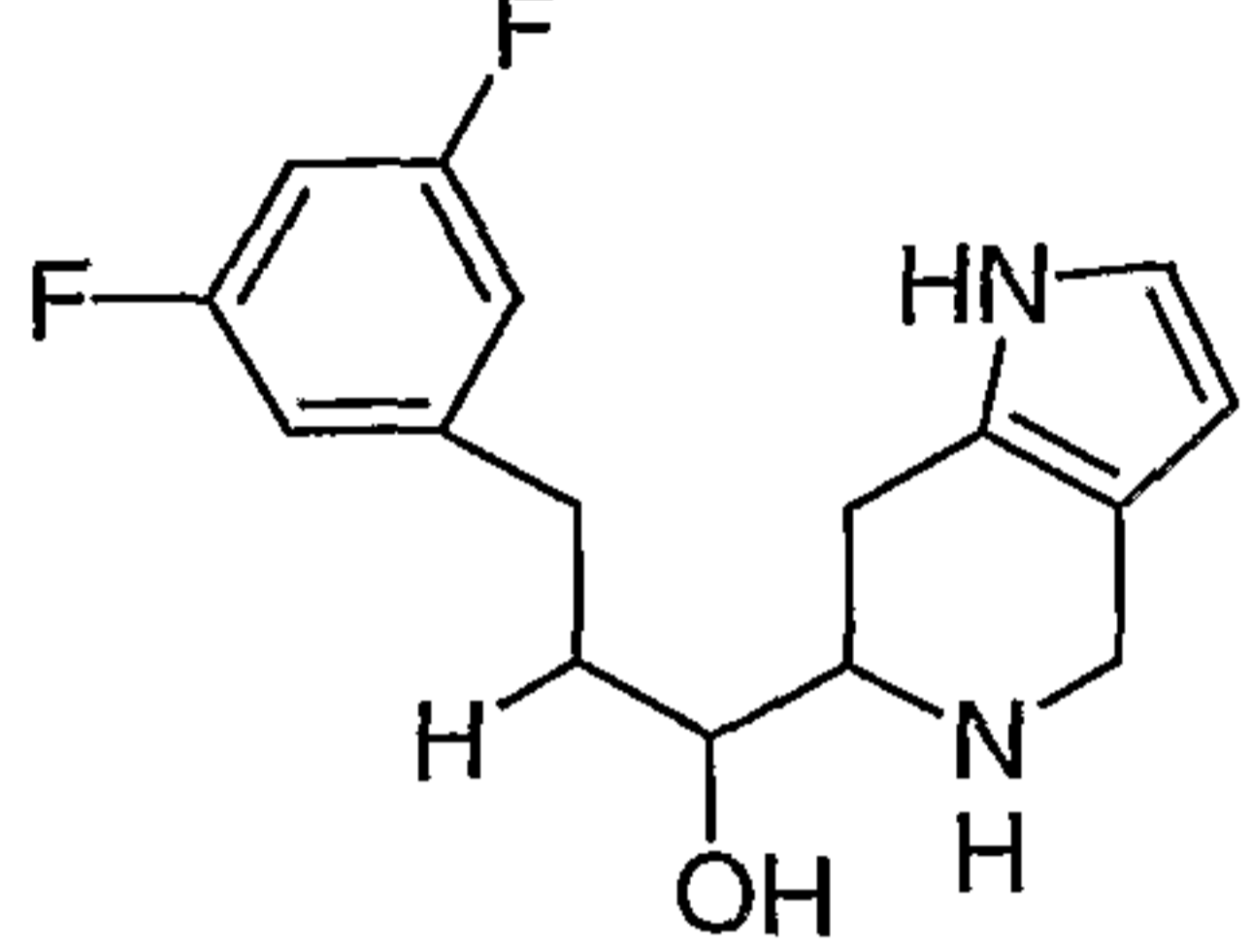
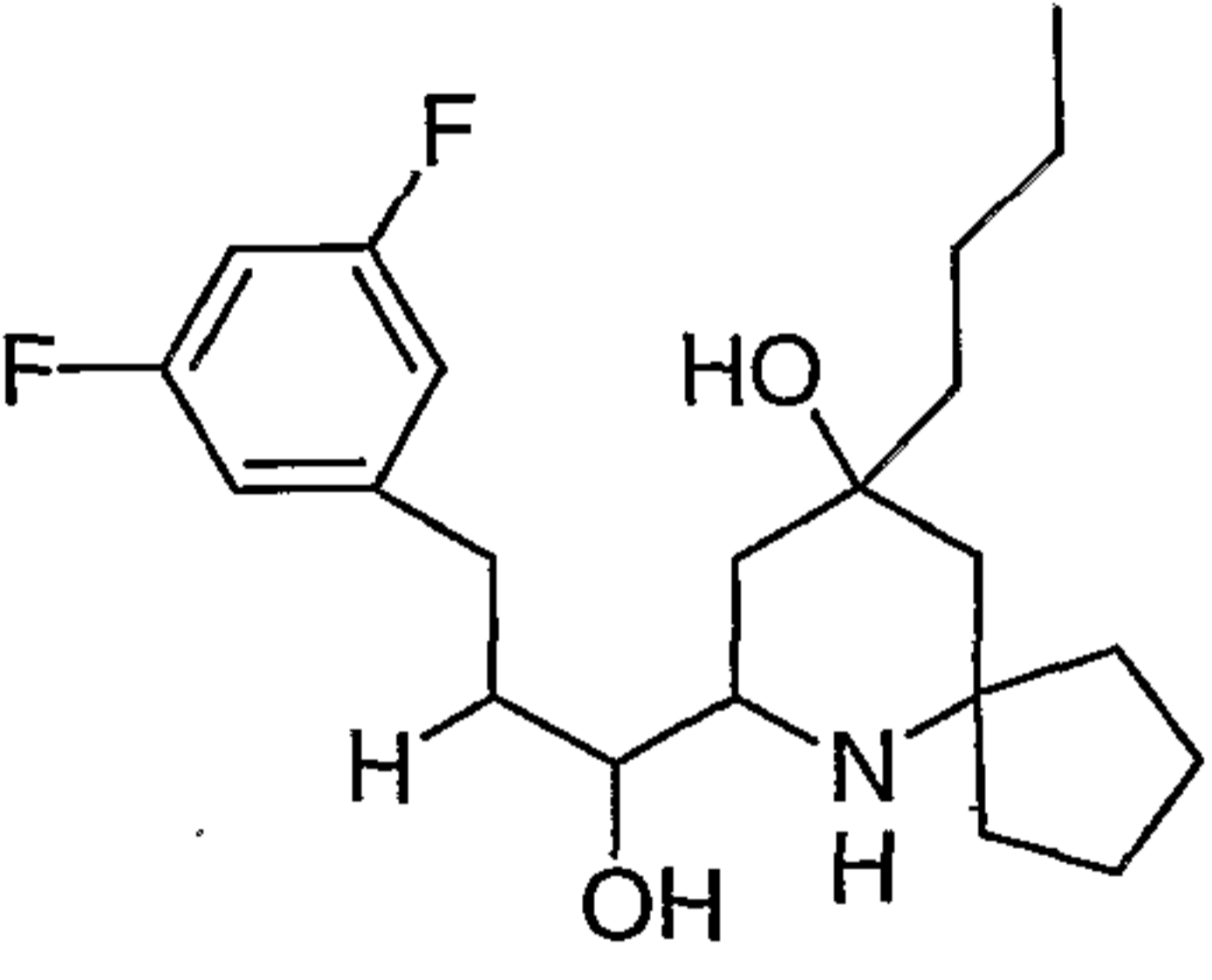
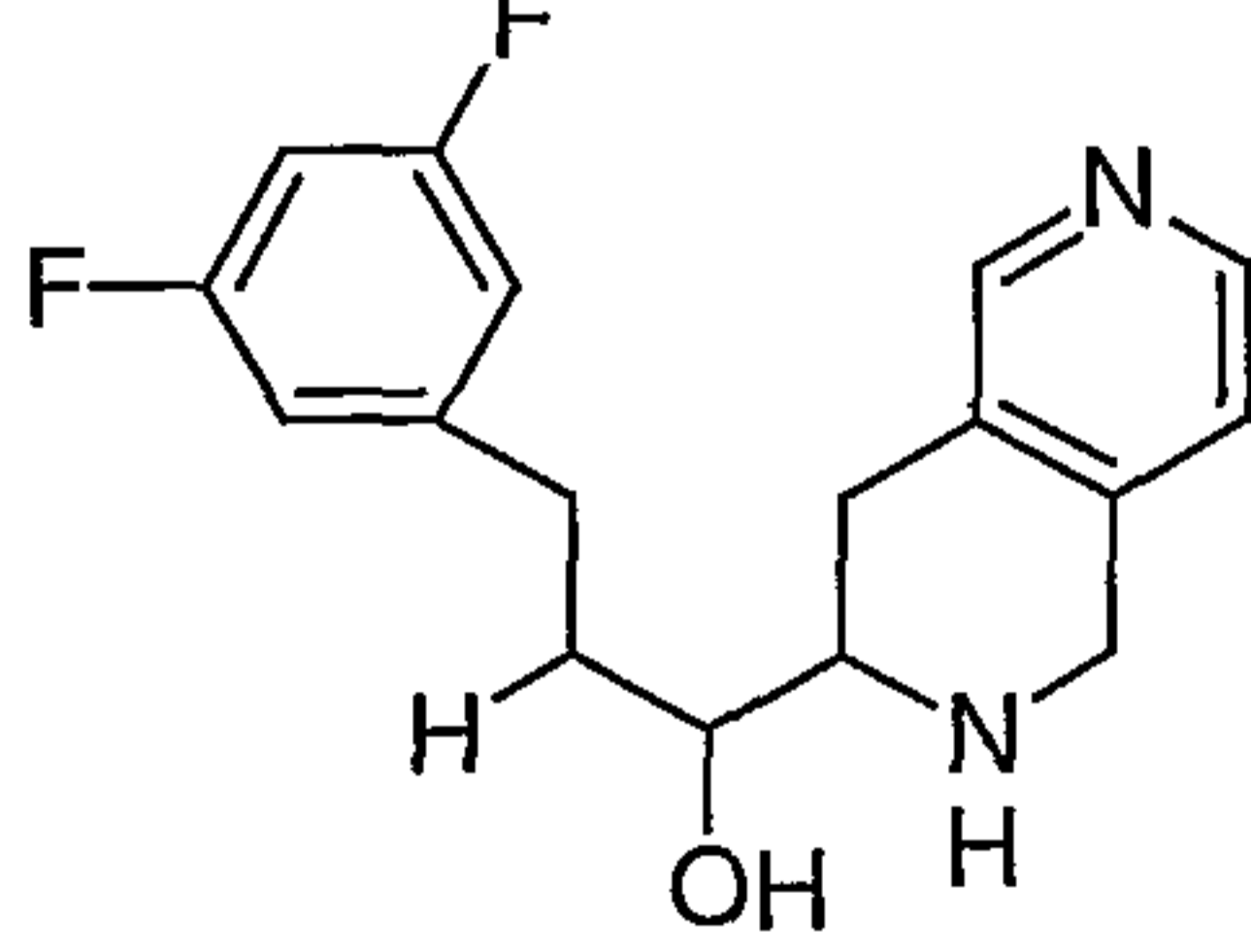
Example No.	Compound
1-9.	 <p data-bbox="714 786 1680 920">4-Butyl-2-[3-(3,5-difluoro-phenyl)-1-hydroxy-2-(1H-imidazol-2-yl)-propyl]-piperidin-4-ol</p>
1-10.	 <p data-bbox="682 1365 1711 1498">2-[3-(3,5-Difluoro-phenyl)-1-hydroxy-2-(1H-imidazol-2-yl)-propyl]-4-(4,4-dimethyl-pentyl)-piperidin-4-ol</p>
1-11.	 <p data-bbox="714 1899 1680 2033">4-Butyl-2-[3-(3,5-difluoro-phenyl)-1-hydroxy-2-(1H-imidazol-2-yl)-propyl]-1-aza-spiro[5.5]undecan-4-ol</p>
1-12.	 <p data-bbox="703 2404 1690 2537">3-(3,5-Difluoro-phenyl)-1-(6-ethyl-1,2,3,4-tetrahydro-isoquinolin-3-yl)-2-(1H-imidazol-2-yl)-propan-1-ol</p>

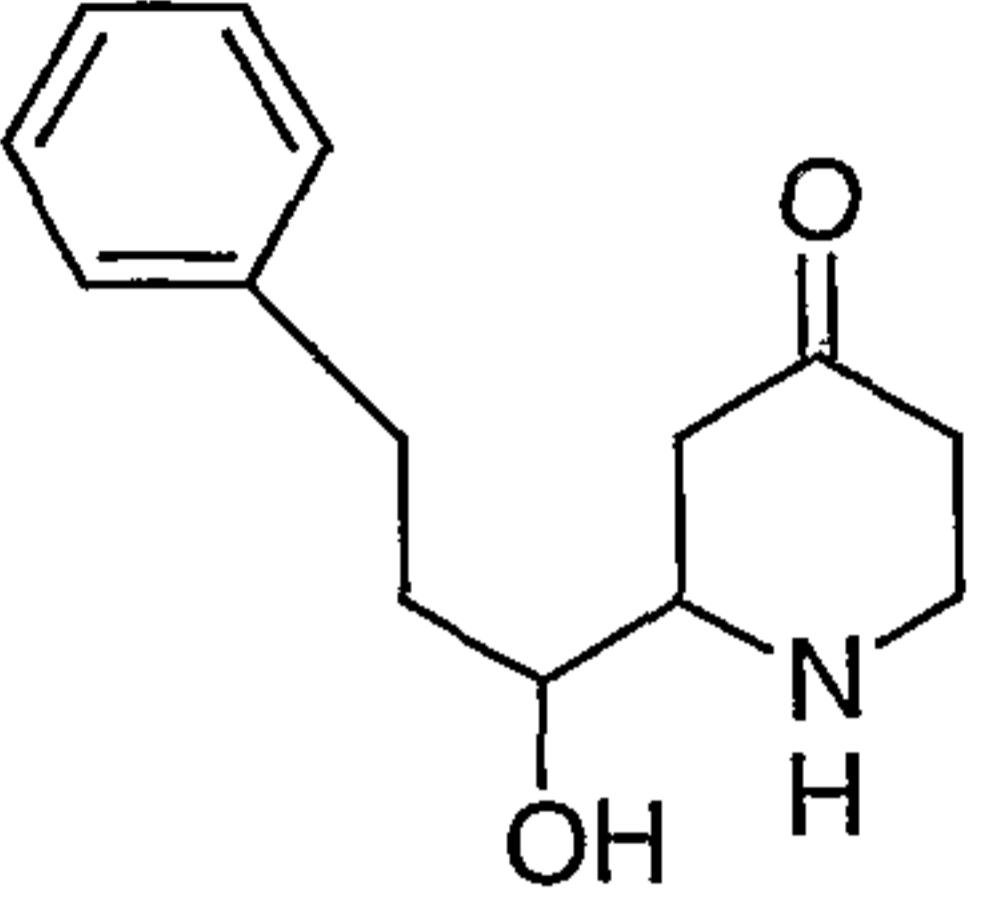
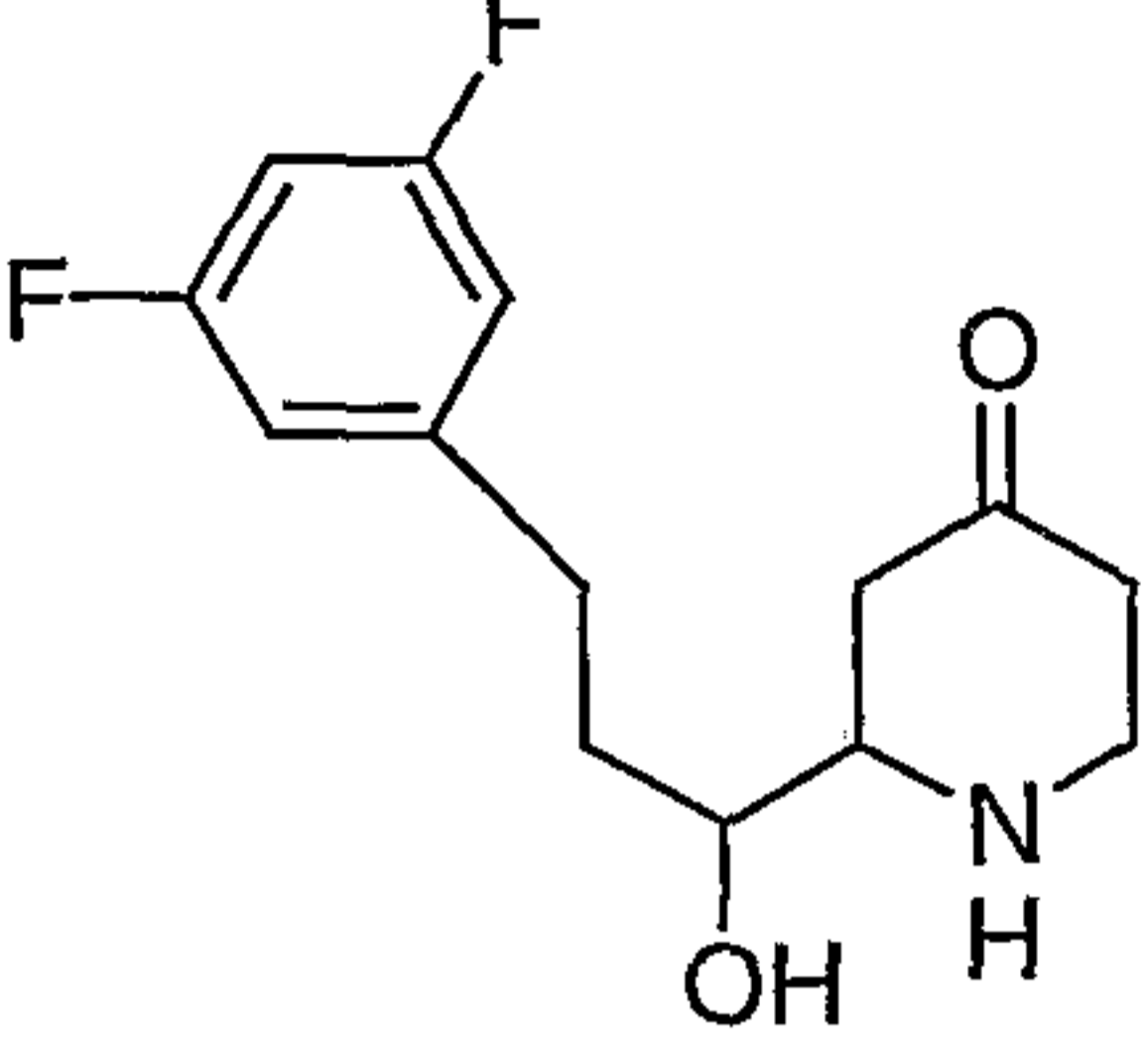
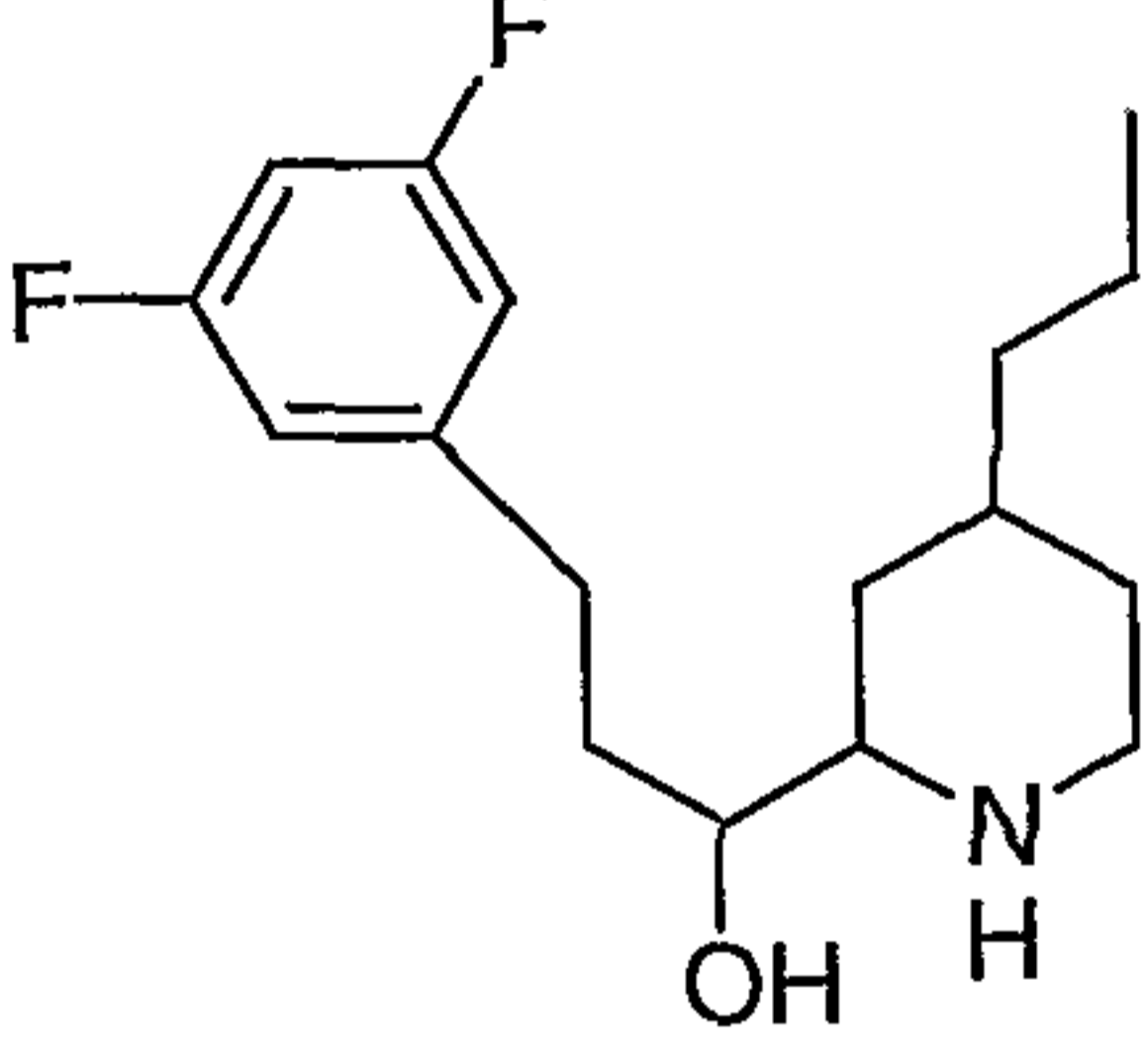
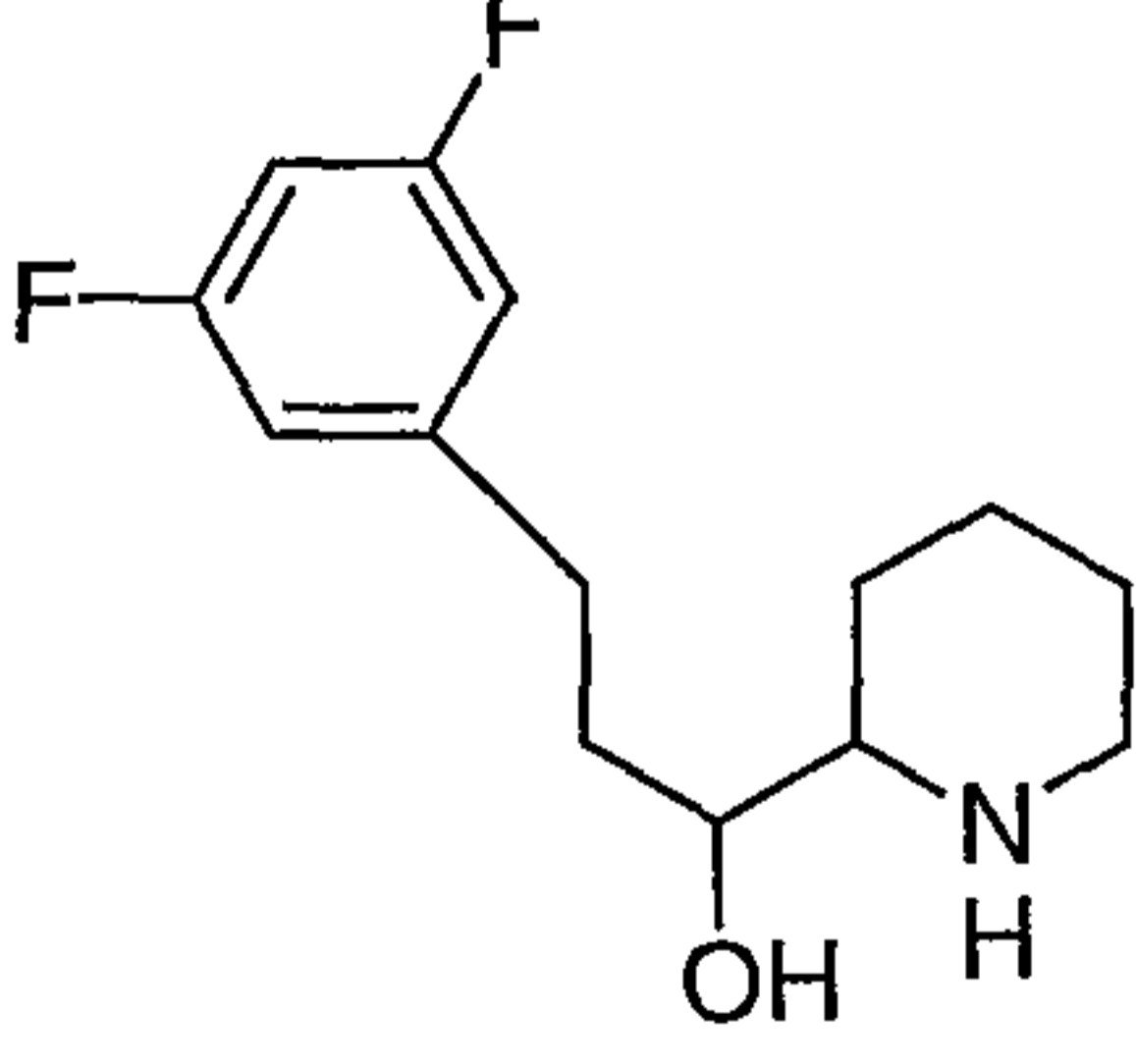
Example No.	Compound
1-13.	 <p data-bbox="688 854 1703 1041">4-Butyl-2-[3-(3,5-difluoro-phenyl)-1-hydroxy-2-(5-trifluoromethyl-[1,3,4]oxadiazol-2-yl)-propyl]-piperidin-4-ol</p>
1-14.	 <p data-bbox="716 1576 1682 1762">2-[3-(3,5-Difluoro-phenyl)-1-hydroxy-2-(5-trifluoromethyl-[1,3,4]oxadiazol-2-yl)-propyl]-4-(4,4-dimethyl-pentyl)-piperidin-4-ol</p>
1-15.	 <p data-bbox="737 2237 1661 2424">4-Butyl-2-[3-(3,5-difluoro-phenyl)-1-hydroxy-2-(5-trifluoromethyl-[1,3,4]oxadiazol-2-yl)-propyl]-1-aza-spiro[5.5]undecan-4-ol</p>

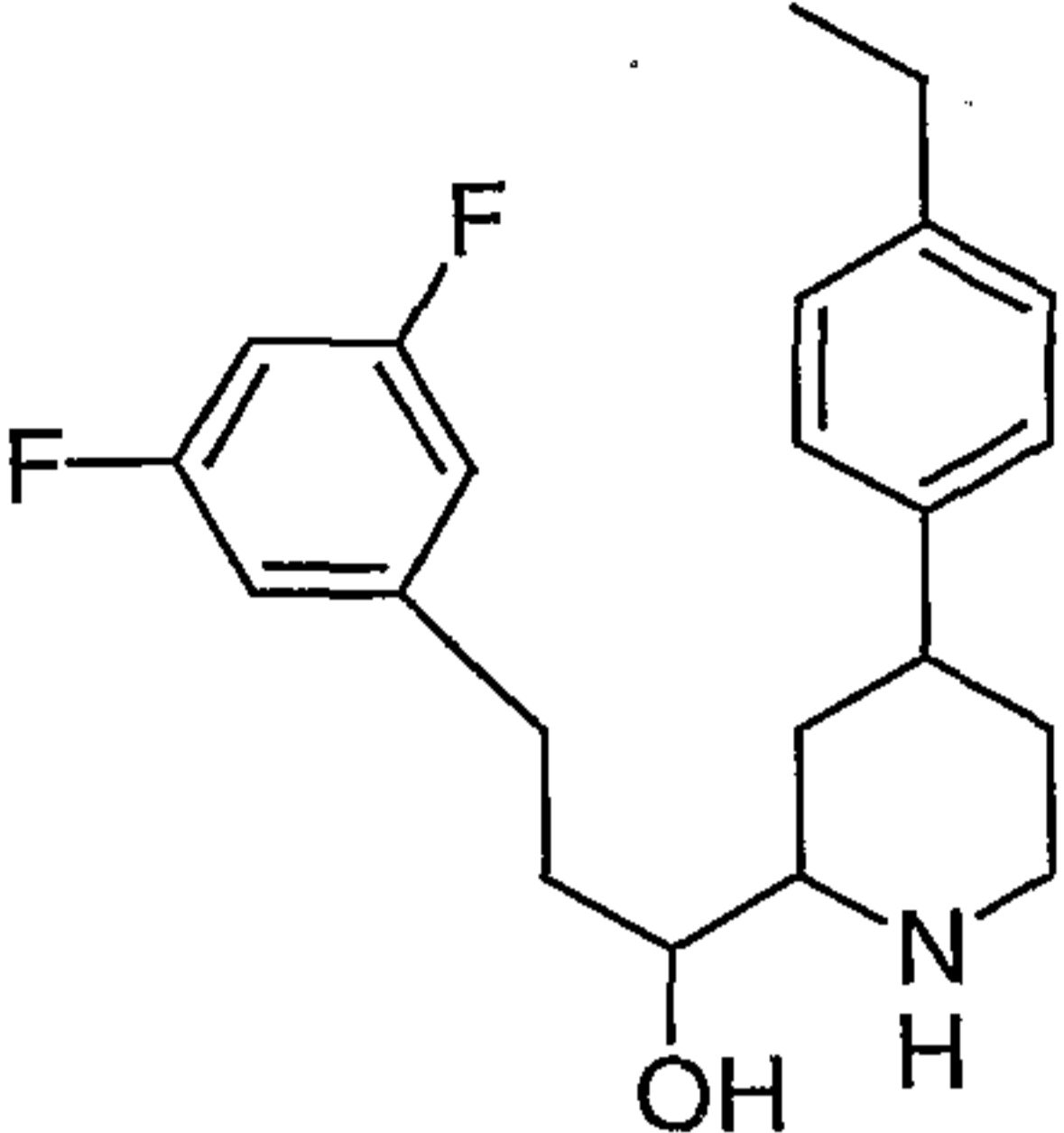
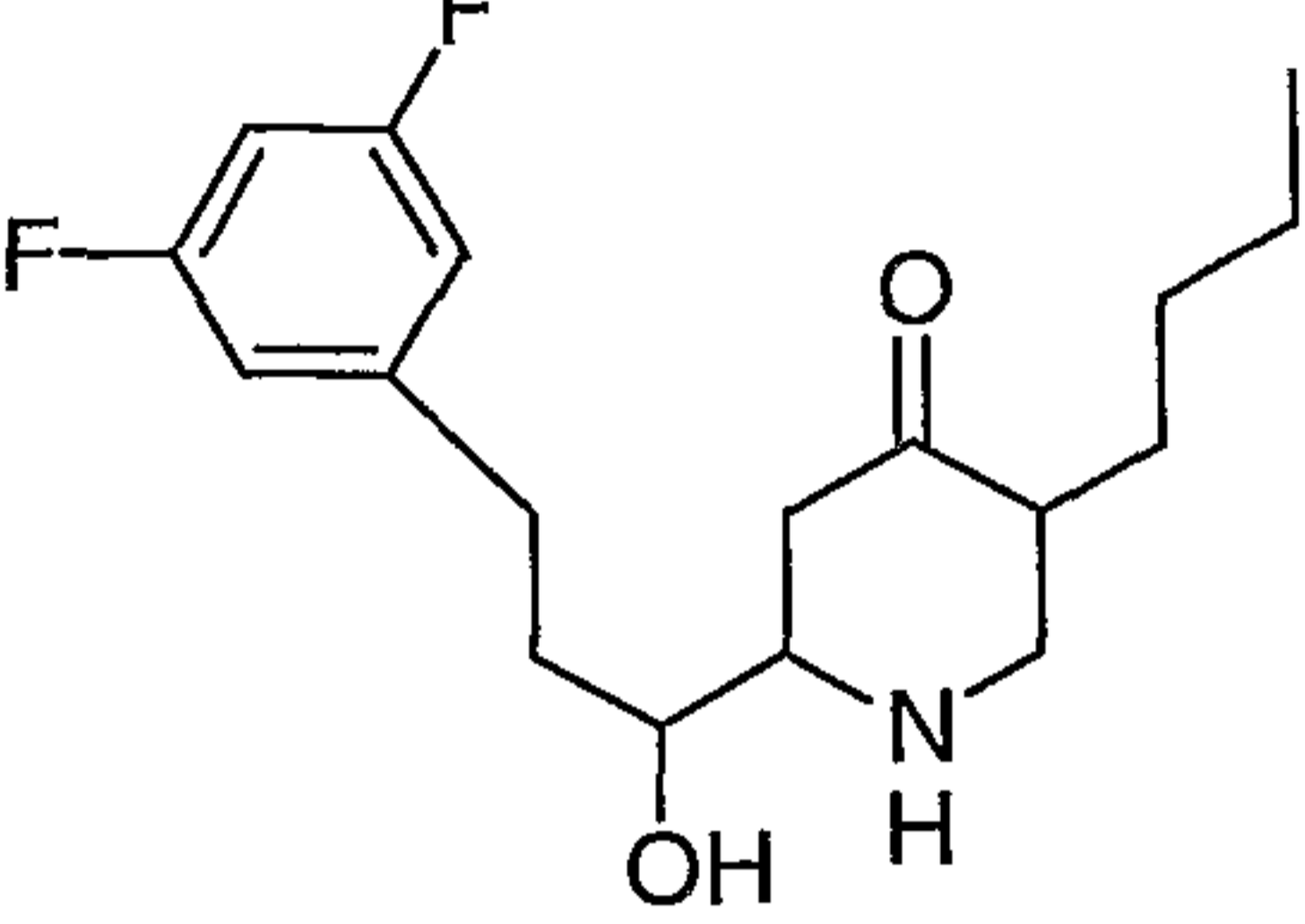
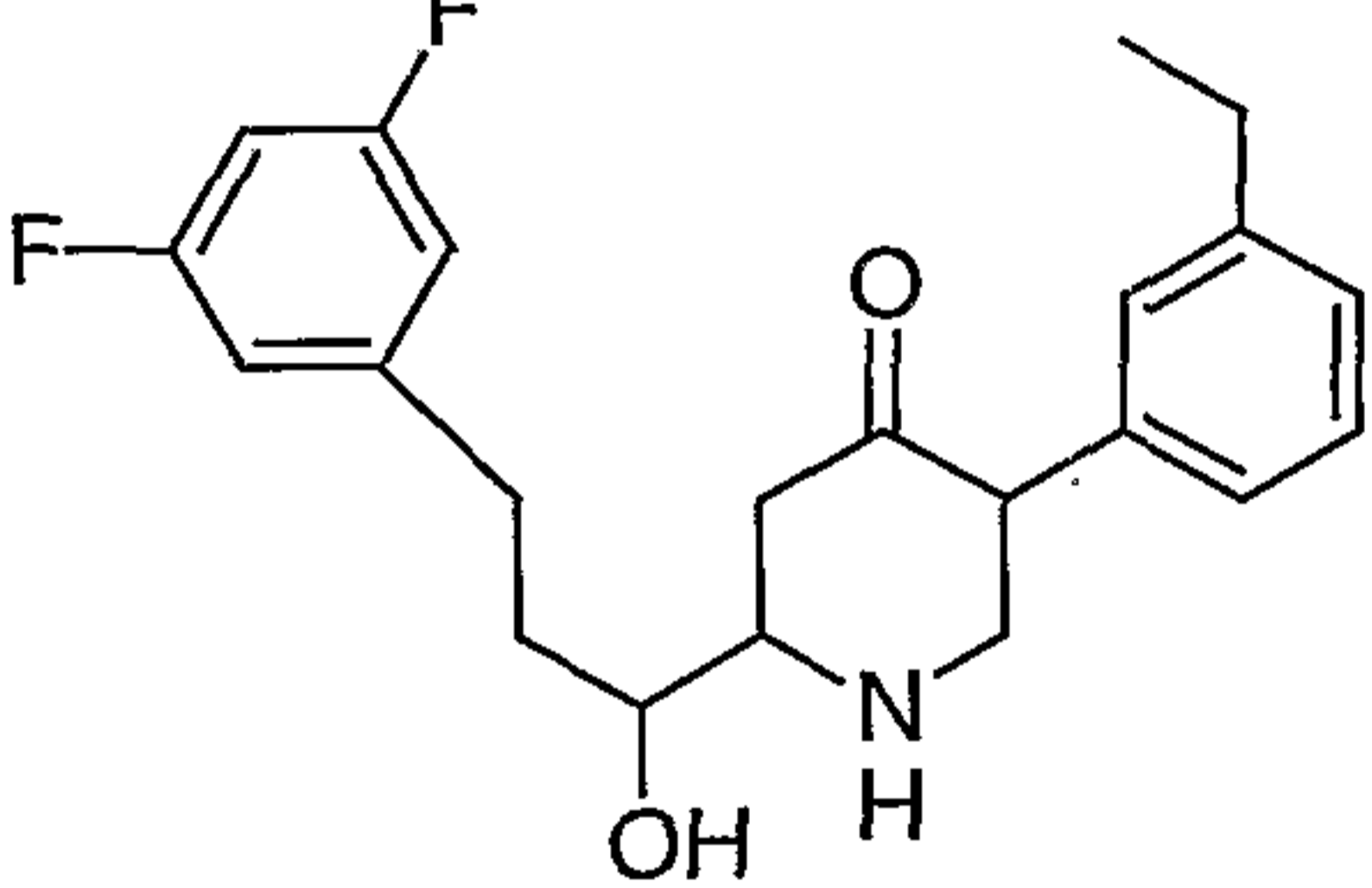
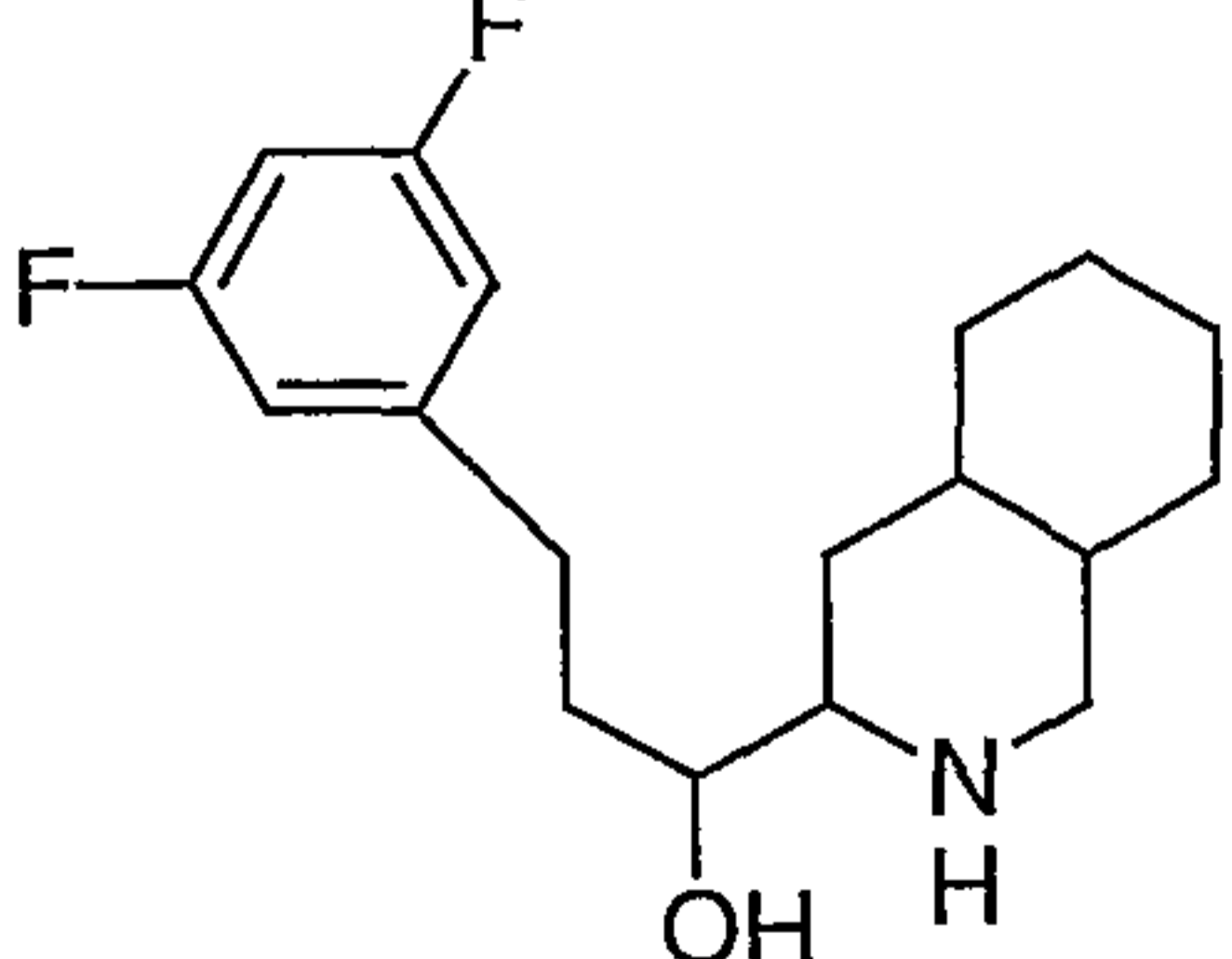
Example No.	Compound
1-16.	 <p>3-(3,5-Difluoro-phenyl)-1-(6-ethyl-1,2,3,4-tetrahydroisoquinolin-3-yl)-2-(5-trifluoromethyl-[1,3,4]oxadiazol-2-yl)-propan-1-ol</p>
1-17.	 <p>4-Butyl-2-[3-(3,5-difluoro-phenyl)-1-hydroxy-2-([1,2,4]thiadiazol-5-ylamino)-propyl]-piperidin-4-ol</p>
1-18.	 <p>2-[3-(3,5-Difluoro-phenyl)-1-hydroxy-2-([1,2,4]thiadiazol-5-ylamino)-propyl]-4-(4,4-dimethylpentyl)-piperidin-4-ol</p>

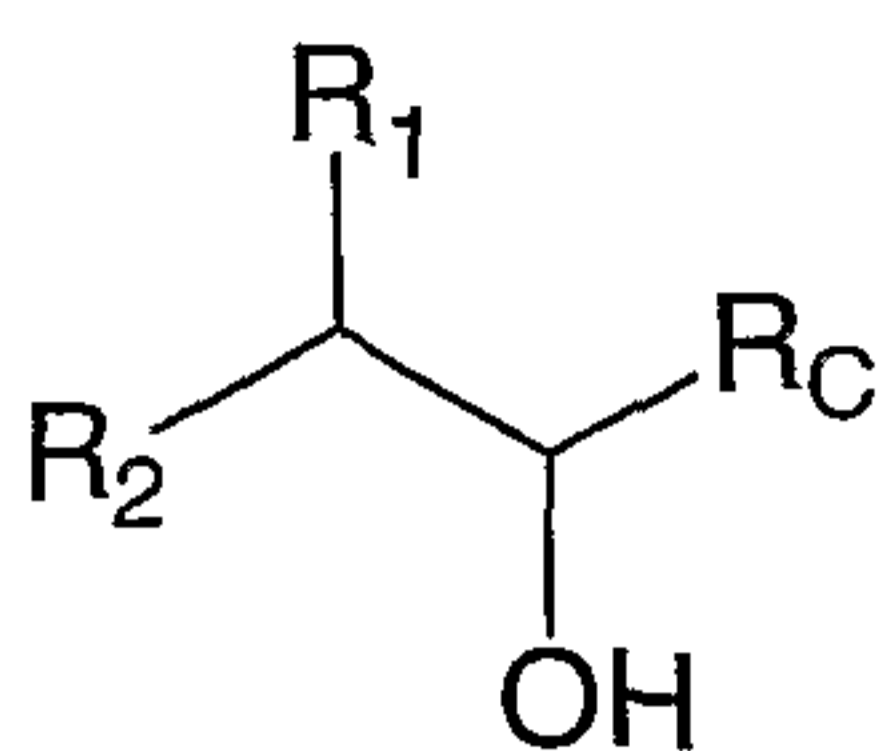
Example No.	Compound
1-19.	 <p>4-Butyl-2-[3-(3,5-difluoro-phenyl)-1-hydroxy-2-([1,2,4]thiadiazol-5-ylamino)-propyl]-1-aza-spiro[5.5]undecan-4-ol</p>
1-20.	 <p>3-(3,5-Difluoro-phenyl)-1-(6-ethyl-1,2,3,4-tetrahydro-isoquinolin-3-yl)-2-([1,2,4]thiadiazol-5-ylamino)-propan-1-ol</p>
1-21.	 <p>3-[2-(4-Butyl-4-hydroxy-piperidin-2-yl)-1-(3,5-difluoro-benzyl)-2-hydroxy-ethylamino]-4-methylamino-cyclobut-3-ene-1,2-dione</p>

Example No.	Compound
1-22.	 <p data-bbox="682 875 1711 1068">3-[1-(3,5-Difluoro-benzyl)-2-[4-(4,4-dimethyl-pentyl)-4-hydroxy-piperidin-2-yl]-2-hydroxy-ethylamino]-4-methylamino-cyclobut-3-ene-1,2-dione</p>
1-23.	 <p data-bbox="682 1498 1711 1691">3-[2-(4-Butyl-4-hydroxy-1-aza-spiro[5.5]undec-2-yl)-1-(3,5-difluoro-benzyl)-2-hydroxy-ethylamino]-4-methylamino-cyclobut-3-ene-1,2-dione</p>
1-24.	 <p data-bbox="682 2092 1711 2300">3-[1-(3,5-Difluoro-benzyl)-2-(6-ethyl-1,2,3,4-tetrahydro-isoquinolin-3-yl)-2-hydroxy-ethylamino]-4-methylamino-cyclobut-3-ene-1,2-dione</p>

Example No.	Compound
1-25.	 <p data-bbox="703 756 1690 890">5-[3-(3,5-Difluoro-phenyl)-1-hydroxy-propyl]-2-ethyl-pyrrolidin-2-ol</p>
1-26.	 <p data-bbox="735 1246 1659 1380">3-(3,5-Difluoro-phenyl)-1-(4,5,6,7-tetrahydro-1H-pyrrolo[3,2-c]pyridin-6-yl)-propan-1-ol</p>
1-27.	 <p data-bbox="682 1765 1711 1914">9-Butyl-7-[3-(3,5-difluoro-phenyl)-1-hydroxy-propyl]-6-aza-spiro[4.5]decan-9-ol</p>
1-28.	 <p data-bbox="766 2270 1627 2404">3-(3,5-Difluoro-phenyl)-1-(1,2,3,4-tetrahydro-[2,6]naphthyridin-3-yl)-propan-1-ol</p>

Example No.	Compound
1-29.	 <p>2-(1-Hydroxy-3-phenyl-propyl)-piperidin-4-one</p>
1-30.	 <p>2-[3-(3,5-Difluoro-phenyl)-1-hydroxy-propyl]-piperidin-4-one</p>
1-31.	 <p>3-(3,5-Difluoro-phenyl)-1-(4-propyl-piperidin-2-yl)-propan-1-ol</p>
1-32.	 <p>3-(3,5-Difluoro-phenyl)-1-piperidin-2-yl-propan-1-ol</p>

Example No.	Compound
1-33.	 <p data-bbox="680 854 1705 979">3-(3,5-Difluoro-phenyl)-1-[4-(4-ethyl-phenyl)-piperidin-2-yl]-propan-1-ol</p>
1-34.	 <p data-bbox="705 1377 1680 1501">5-Butyl-2-[3-(3,5-difluoro-phenyl)-1-hydroxy-propyl]-piperidin-4-one</p>
1-35.	 <p data-bbox="676 1890 1709 2015">2-[3-(3,5-Difluoro-phenyl)-1-hydroxy-propyl]-5-(3-ethyl-phenyl)-piperidin-4-one</p>
1-36.	 <p data-bbox="684 2404 1701 2528">1-(Decahydro-isoquinolin-3-yl)-3-(3,5-difluoro-phenyl)-propan-1-ol</p>

EXPERIMENTAL PROCEDURES

(I)

The compounds and the methods of treatment of the present invention can be prepared by one skilled in the art based on knowledge of the compound's chemical structure. The chemistry for the preparation of the compounds employed in the methods of treatment of this invention is known to those skilled in the art. In fact, there is more than one process to prepare the compounds employed in the methods of treatment of the present invention. Specific examples of methods of preparation can be found in the art. For examples, see Zuccarello et al., *J. Org. Chem.* 1998, 63, 4898-4906; Benedetti et al., *J. Org. Chem.* 1997, 62, 9348-9353; Kang et al., *J. Org. Chem.* 1996, 61, 5528-5531; Kempf et al., *J. Med. Chem.* 1993, 36, 320-330; Lee et al., *J. Am. Chem. Soc.* 1999, 121, 1145-1155; and references cited therein; *Chem. Pharm. Bull.* (2000), 48(11), 1702-1710; *J. Am. Chem. Soc.* (1974), 96(8), 2463-72; *Ind. J. Chem.*, §B: *Organic Chemistry Including Medicinal Chemistry* (2003), 42B(4), 910-915; and *J. Chem. Soc. §C: Organic* (1971), (9), 1658-10. See also U.S. Patent Nos. 6,150,530, 5,892,052, 5,696,270, and 5,362,912, and references cited therein, which are incorporated herein by reference.

¹H and ¹³C NMR spectra were obtained on a Varian 400 MHz, Varian 300 MHz, or Bruker 300 MHz instrument and as described in the above examples. Unless otherwise stated, HPLC samples were analyzed using a YMC ODS-AQ S-3 120 A 3.0 X 50 mm cartridge, with a standard gradient from 5% acetonitrile containing 0.01% heptafluorobutyric acid (HFBA) and 1% isopropanol in water containing 0.01% HFBA to 95% acetonitrile containing 0.01% HFBA and 1% isopropanol in water containing 0.01% HFBA over 5 minutes. Mass spec samples were performed with electron spray ionization (ESI).

Exemplary HPLC Procedures

Various High Pressure Liquid Chromatography (HPLC) procedures employed the following methods:

Method [1] utilizes a 20% [B] : 80% [A] to 70% [B]: 30% [A] gradient in 5 1.75 min, then hold, at 2 mL/min, where [A]=0.1% trifluoroacetic acid in water; [B]=0.1% trifluoroacetic acid in acetonitrile on a Phenomenex Luna C18 (2) 4.6 mm X 30 cm column, 3 micron packing, 210 nm detection, at 35 °C.

Method [2] utilizes a 50% [B] : 50% [A] to 95% [B] : 5% [A] gradient in 2.5 min, then hold, at 2 mL/min, where [A]=0.1% trifluoroacetic acid in water; 10 [B]=0.1% trifluoroacetic acid in acetonitrile on a Phenomenex Luna C18 (2) 4.6 mm X 30 cm column, 3 micron packing, 210 nm detection, at 35 °C.

Method [3] utilizes a 5% [B] : 95% [A] to 20% [B] : 80% [A] gradient in 2.5 min, then hold, at 2 mL/min, where [A]=0.1% trifluoroacetic acid in water; [B]=0.1% trifluoroacetic acid in acetonitrile on a Phenomenex Luna C18 (2) 4.6 15 mm X 30 cm column, 3 micron packing, 210 nm detection, at 35 °C.

Method [4] utilizes a 20% [B] : 80% [A] to 70% [B]: 30% [A] gradient in 2.33 min, then hold, at 1.5 mL/min, where [A]=0.1% trifluoroacetic acid in water; [B]=0.1% trifluoroacetic acid in acetonitrile on a Phenomenex Luna C18 (2) 4.6 mm X 30 cm column, 3 micron packing, 210 nm detection, at 35 °C.

Method [5] utilizes a 50% [B] : 50% [A] to 95% [B] : 5% [A] gradient in 3.33 min, then hold, at 1.5 mL/min, where [A]=0.1% trifluoroacetic acid in water; [B]=0.1% trifluoroacetic acid in acetonitrile on a Phenomenex Luna C18 (2) 4.6 mm X 30 cm column, 3 micron packing, 210 nm detection, at 35 °C.

Method [6] utilizes a 5% [B] : 95% [A] to 20% [B] : 80% [A] gradient in 3.33 25 min, then hold, at 1.5 mL/min, where [A]=0.1% trifluoroacetic acid in water; [B]=0.1% trifluoroacetic acid in acetonitrile on a Phenomenex Luna C18 (2) 4.6 mm X 30 cm column, 3 micron packing, 210 nm detection, at 35 °C.

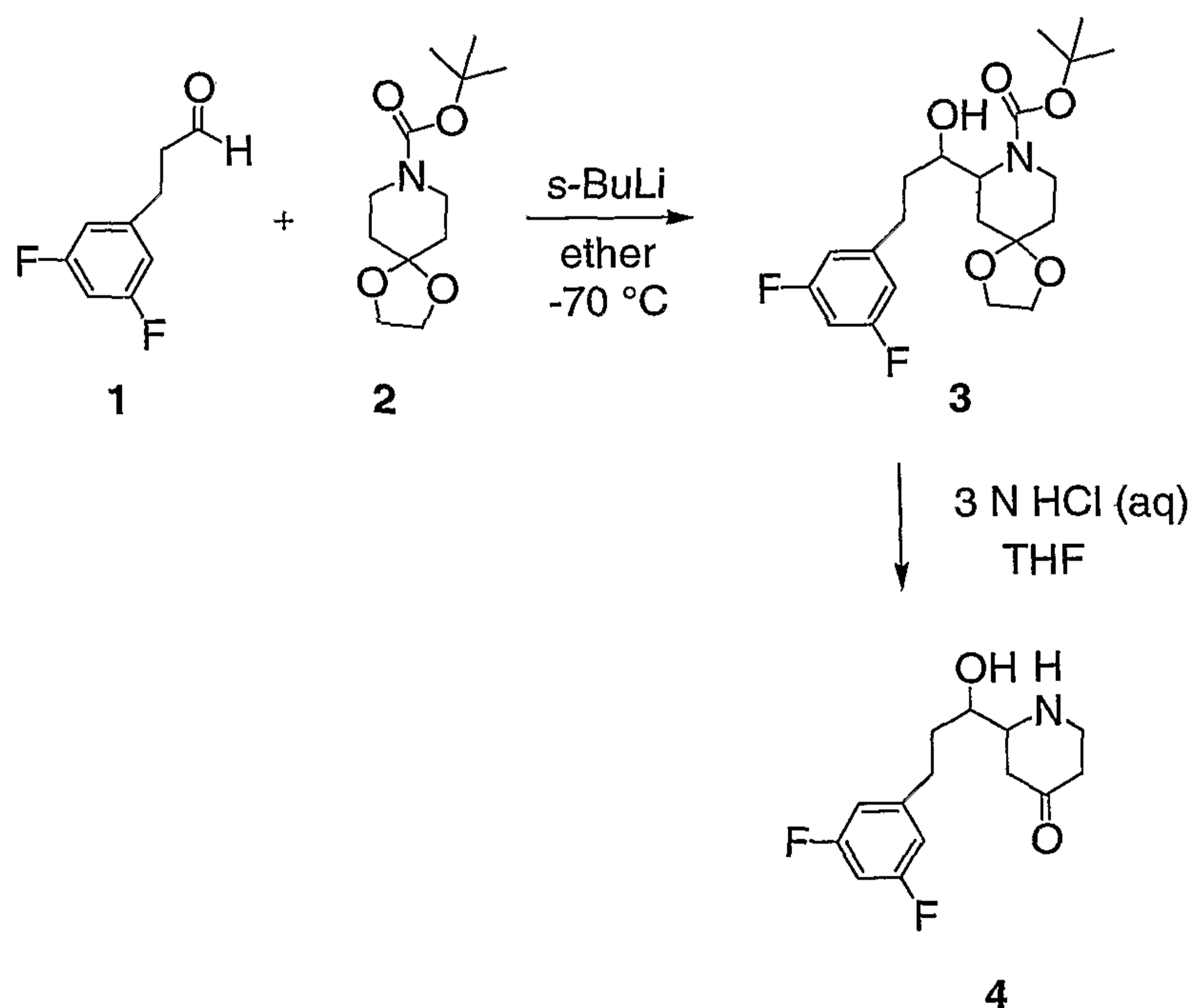
Method [7] utilizes a 20% [B] : 80% [A] to 70% [B]: 30% [A] gradient in 1.75 min, then hold, at 2 mL/min, where [A]=0.1% trifluoroacetic acid in water; 30 [B]=0.1% trifluoroacetic acid in acetonitrile on a Phenomenex Luna C18 (2) 4.6 mm X 30 cm column, 3 micron packing, 210 nm detection, at 35 °C.

Method [8] utilizes a YMC ODS-AQ S-3 120 A 3.0 X 50 mm cartridge, with a standard gradient from 5% acetonitrile containing 0.01% heptafluorobutyric acid (HFBA) and 1% isopropanol in water containing 0.01% HFBA to 95% acetonitrile containing 0.01% HFBA and 1% isopropanol in water containing 0.01% HFBA over 5 min.

Method [9] utilizes a 20% [B]: 80% [A] to 70% [B]: 30% [A] gradient in 10.0 min, then hold, at 1.5 mL/min, where [A]=0.1% trifluoroacetic acid in water; [B]=0.1% trifluoroacetic acid in acetonitrile on a Phenomenex Luna C18 (2) 4.6 mm X 3 cm column, 3 micron packing, 210 nm detection, at 35 °C.

10

EXAMPLE 2: PREPARATION OF 2-[3-(3,5-DIFLUORO-PHENYL)-1-HYDROXY-PROPYL]-PIPERIDIN-4-ONE (4)

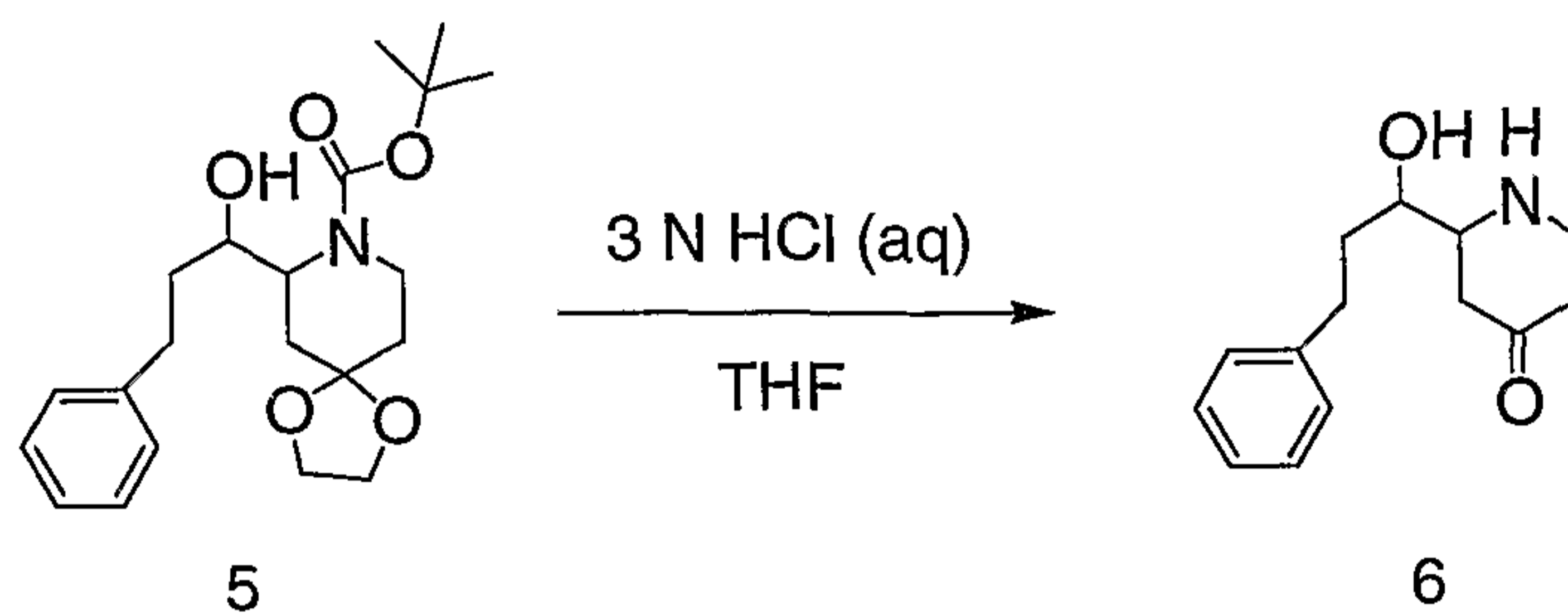


Compound 4 was synthesized via Beak ortho-lithiation chemistry (see Beak, P.; Lee, W. K. *J. Org. Chem.* **1990**, *55*, 2578-2580; Beak, P.; Lee, W. K. *J. Org. Chem.* **1993**, *58*, 1109-1117). The Boc-protected piperidine 2 was deprotonated with *sec*-Butyllithium and added to readily accessible aldehyde 1, derived from the Boc amino acid, affording 3. Intermediate 3 was then

deprotected yielding 2-[3-(3,5-Difluoro-phenyl)-1-hydroxy-propyl]-piperidin-4-one (4).

EXAMPLE 3: PREPARATION OF 2-(1-HYDROXY-3-PHENYL-PROPYL)-
PIPERIDIN-4-ONE

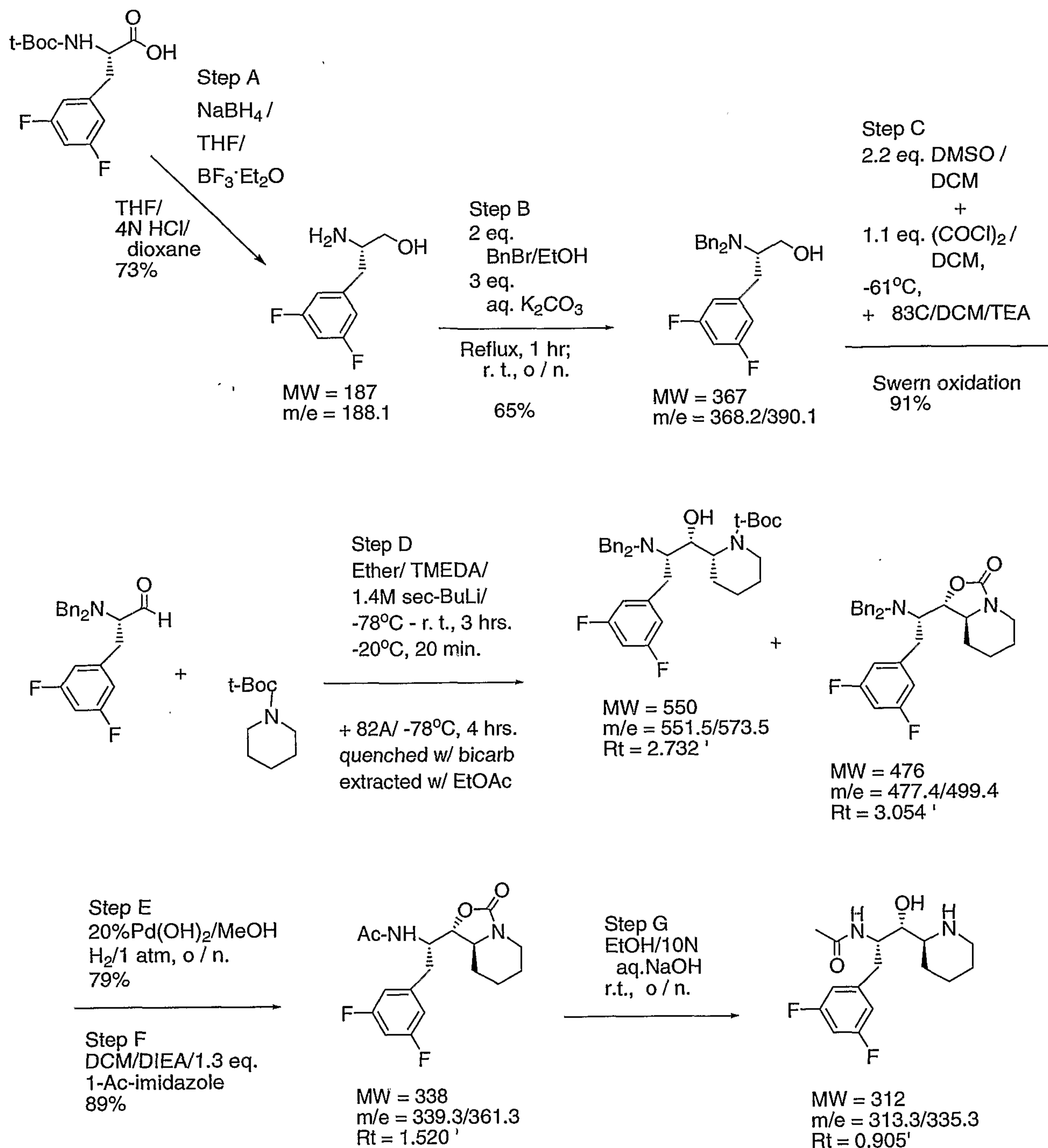
5



Similar to Example 3, intermediate 5 was deprotected yielding 2-(1-Hydroxy-3-phenyl-propyl)-piperidin-4-one (6)

10

EXAMPLE 4: PREPARATION OF N-[1-(3,5-DIFLUORO-BENZYL)-2-HYDROXY-2-PIPERIDIN-2-YL -ETHYL]-ACETAMIDE



5

Each step used HPLC Method 1.

Step 1. 2-Amino-3-(3,5-difluoro-phenyl)-propan-1-ol from 2-tert-butoxycarbonyl-amino-3-(3,5-difluoro-phenyl)-propionic acid

To 12.55 g (0.33 mol) of sodium borohydride in 250 mL of dry THF was added 81.5 mL (0.66 mol) of boron trifluoride etherate at 10 °C, then added 50 g (0.166 mol) of N- (L)-t-Boc-di-fluorophenylalanine in 100 mL of THF. The cold bath removed and allowed to warm to room temperature, then heated to reflux for 1 h. After cooling, it was quenched with ice, water and ether, then 10N sodium hydroxide was added slowly, extracted with ether, washed with bicarb, dried and stripped of solvent to give a mixture of N-tert-butoxycarbonyl-2-amino-3-(3,5-difluoro-phenyl)-propan-1-ol and 2-Amino-3-(3,5-difluoro-phenyl)-propan-1-ol. The mixture was reconstituted in 200 mL of THF and 50 mL of 4N HCl in dioxane was added. The mixture was stirred at room temperature for 1 h and monitored by TLC. It was then concentrated to dryness followed by trituration with ether. The hydrochloride salt was collected by filtration and basified with 1N sodium hydroxide, extracted with ethyl acetate to give 22.7 g (0.121 mol, 73%) as a tan liquid.

TLC (50% EtOAc/Hexane) R_f = 0.52 (N-Boc-di-F-Phe-alcohol), 0.02 (di-F-Phe-alcohol), where s. m. at R_f = 0.26 (striped spot). LCMS m/e = 188.1 (M+H), R_t = 0.292.

20 Step 2. 2-Dibenzylamino-3-(3,5-difluoro-phenyl)-propan-1-ol

To 22.65 g (0.121 mol) of the above alcohol was added 50.2 g (0.363 mol) of potassium carbonate in 100 mL of water at 65 °C, 41.4 g (0.242 mol) of benzyl bromide in 50 mL of ethanol over 2 h. The reaction mixture was kept at room temperature overnight and monitored by TLC. Partition between water and ether and purified by flash chromatography afforded 29.1 g (79 mmol, 65%) as a tan oil.

TLC (30% EtOAc/Hexane) R_f = 0.61. LCMS m/e = 368.2/390.1 (M+H), R_t (retention time, minutes) = 1.665.

Step 3. 2-Dibenzylamino-3-(3,5-difluoro-phenyl)-propionaldehyde

To 0.58 mL (6.6 mmol) of oxalyl chloride in 15 mL of DCM was added dropwise 0.94 mL (13.2 mmol) of DMSO in 3 mL of DCM at -61 °C, for 5 minutes, added 2.2 g (6 mmol) of the above dibenzylated alcohol in 10 mL of

DCM dropwise, for 30 minutes, added 4.2 mL of TEA, the mixture stirred for 1 h before removing the cold bath, then another 2 h at room temperature, the reaction monitored by TLC.

The reaction was quenched with water and extracted with chloroform 3X to give 2.18 g (5.97 mmol, 91%) of the desired aldehyde as a light tan oil. TLC (30% EtOAc/Hexane) Rf = 0.82.

Step 4. 2-[2-(Benzyl-cyclohexa-1,3-dienylmethyl-amino)-3-(3,5-difluoro-phenyl)-1-hydroxy-propyl]-piperidine-1-carboxylic acid tert-butyl ester and 1-[1-(Benzyl-cyclohexa-1,3-dienylmethyl-amino)-2-(3,5-difluoro-phenyl)-ethyl]-hexahydro-oxazolo[3,4-a]pyridin-3-one

To 0.56 g (3 mmol) of Piperidine-1-carboxylic acid tert-butyl ester in 10 mL of dry ether was added 0.5 mL (3.3 mmol) of N,N,N',N'-tetramethylethylene diamine at -78°C , followed by 2.4 mL (3.3 mmol) of 1.4M of sec-ButylLithium in cyclohexane over 3 h. The reaction was allowed to warm to -20°C over 10 minutes. After cooling down to -78°C , the above freshly prepared aldehyde in 5 mL of dry ether was added drop-wise over 3 h and then kept at 0°C overnight. The reaction was monitored by HPLC/MS. It was quenched with bicarb, extracted with ethyl acetate, purified by flash chromatography to afford 89 mg (0.16 mmol, 5.3%) of the uncyclized product and 156 mg (0.33 mmol, 11%) of desired cyclic carbamate.

TLC (30% EtOAc/Hexane) Rf = 0.61 (2-[2-(Benzyl-cyclohexa-1,3-dienylmethyl-amino)-3-(3,5-difluoro-phenyl)-1-hydroxy-propyl]-piperidine-1-carboxylic acid tert-butyl ester), 0.22 (1-[1-(Benzyl-cyclohexa-1,3-dienylmethyl-amino)-2-(3,5-difluoro-phenyl)-ethyl]-hexahydro-oxazolo[3,4-a]pyridin-3-one). LCMS m/e = 551.5/573.4 (M+H), Rt (retention time, minutes) = 2.732 (2-[2-(Benzyl-cyclohexa-1,3-dienylmethyl-amino)-3-(3,5-difluoro-phenyl)-1-hydroxy-propyl]-piperidine-1-carboxylic acid tert-butyl ester). LCMS m/e = 477.4/499.4 (M+H), Rt (retention time, minutes) = 3.054 (1-[1-(Benzyl-cyclohexa-1,3-dienylmethyl-amino)-2-(3,5-difluoro-phenyl)-ethyl]-hexahydro-oxazolo[3,4-a]pyridin-3-one).

Step 5. 1-[1-Amino-2-(3,5-difluoro-phenyl)-ethyl]-hexahydro-oxazolo[3,4-a]pyridin-3-one

To 156 mg (0.33 mmol) of the above cyclic carbamate in 10 mL of methanol was added 0.5 g of 20% Palladium hydroxide on carbon, saturated with hydrogen (1 atm), and stirred overnight. The mixture was filtered through a cake of celite and the filtrate was concentrated to give 75 mg (0.253 mmol, 79%).

LCMS m/e = 297.3/319.3 (M+H), Rt (retention time, minutes) = 1.041.

Step 6. N-[2-(3,5-Difluoro-phenyl)-1-(3-oxo-hexahydro-oxazolo[3,4-a]pyridin-1-yl)-ethyl]-acetamide

To 75 mg (0.25 mmol) of the product of Step 5 in 5 mL of DCM was added 56 mg (0.5 mmol) of 1-acetyl imidazole and 0.13 mL (0.75 mmol) of DIEA. The mixture was stirred at room temperature overnight and the reaction was monitored by HPLC/MS. Partition between water and DCM afforded 75 mg (0.22 mmol, 89%).

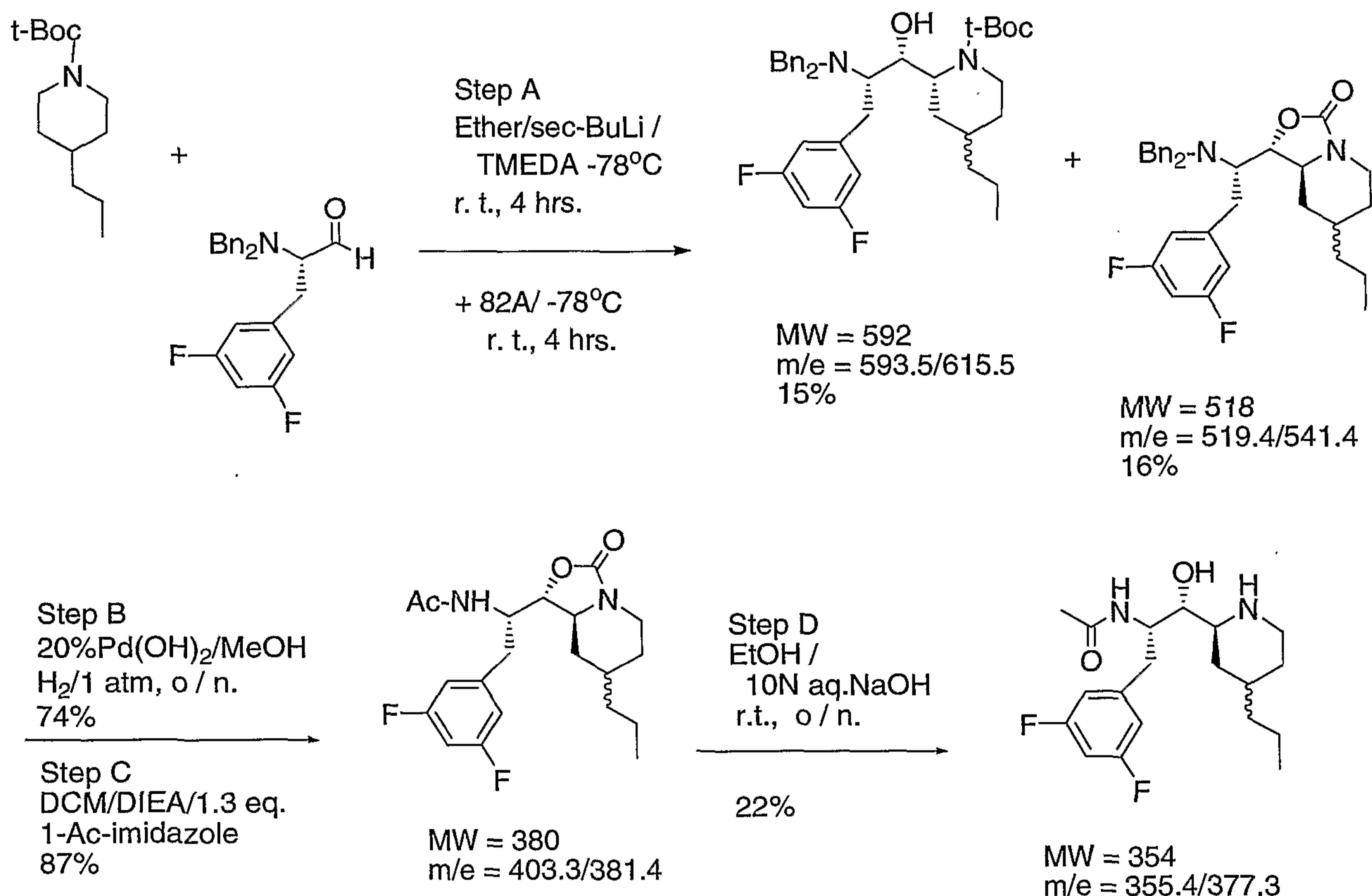
LCMS m/e = 339.3/361.3 (M+H), Rt (retention time, minutes) = 1.520.

Step 7. N-[1-(3,5-Difluoro-benzyl)-2-hydroxy-2-piperidin-2-yl-ethyl]-acetamide

To 70 mg (0.21 mmol) of the product of Step 6 in 5 mL of ethanol was added 0.5 mL (5 mmol) of 10N sodium hydroxide. The mixture was stirred at room temperature overnight and was monitored by HPLC/MS. Partition between water and ethyl acetate and purified by HPLC to afford 11 mg (0.035 mmol, 17%).

LCMS m/e = 313.3/335.3 (M+H), Rt (retention time, minutes) = 0.843.

EXAMPLE 5: PREPARATION OF N-[1-(3,5-DIFLUORO-BENZYL)-2-HYDROXY-2-(4-PROPYL-PIPERIDIN-2-YL)-ETHYL]-ACETAMIDE



5

Steps 1 through 5 were performed essentially according to the procedures discussed in Example 4. Each step used HPLC Method 1.

Step 1. 2-[2-Dibenzylamino-3-(3,5-difluoro-phenyl)-1-hydroxy-propyl]-4-propyl-piperidine-1-carboxylic acid tert-butyl ester and 1-[1-Dibenzylamino-2-(3,5-difluoro-phenyl)-ethyl]-7-propyl-hexahydro-oxazolo[3,4-a]pyridin-3-one

TLC (20% EtOAc/Hexane) R_f = 0.53 (2-[2-Dibenzylamino-3-(3,5-difluoro-phenyl)-1-hydroxy-propyl]-4-propyl-piperidine-1-carboxylic acid tert-butyl ester),
0.19 (1-[1-Dibenzylamino-2-(3,5-difluoro-phenyl)-ethyl]-7-propyl-hexahydro-oxazolo[3,4-a]pyridin-3-one).

LCMS m/e = 593.5/615.5 (M+H), Rt (retention time, minutes) = 3.138 (2-[2-Dibenzylamino-3-(3,5-difluoro-phenyl)-1-hydroxy-propyl]-4-propyl-piperidine-1-carboxylic acid tert-butyl ester). LCMS m/e = 519.5/541.4 (M+H), Rt (retention time, minutes) = 3.407 (2-[2-Dibenzylamino-3-(3,5-difluoro-phenyl)-1-hydroxy-propyl]-4-propyl-piperidine-1-carboxylic acid tert-butyl ester).

Step 2. 1-[1-Amino-2-(3,5-difluoro-phenyl)-ethyl]-7-propyl-hexahydro-oxazolo[3,4-a]pyridin-3-one

LCMS m/e = 339.4/361.3 (M+H), Rt (retention time, minutes) = 1.578.

Step 3. N-[2-(3,5-Difluoro-phenyl)-1-(3-oxo-7-propyl-hexahydro-oxazolo[3,4-a]pyridin-1-yl)-ethyl]-acetamide

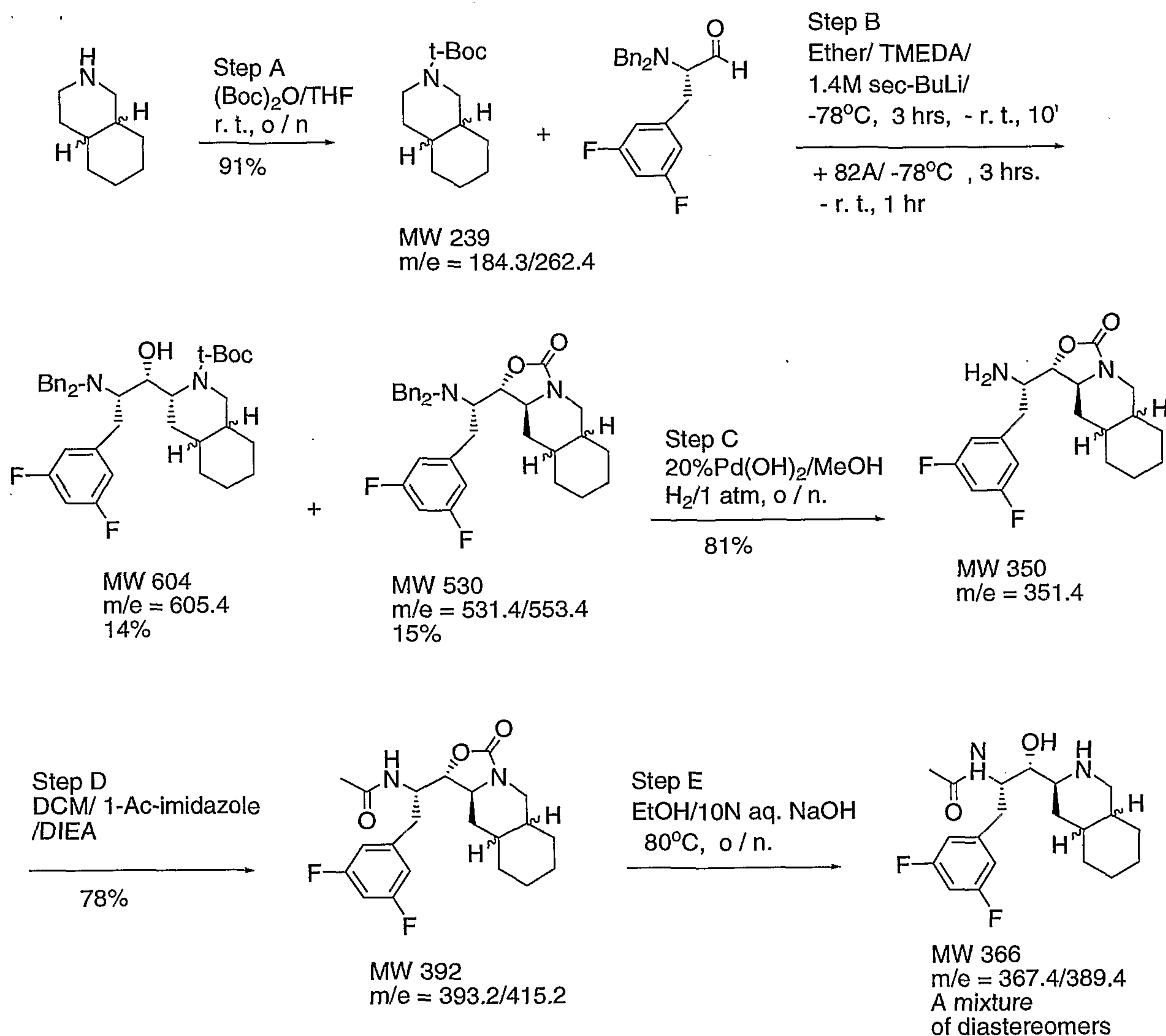
LCMS m/e = 403.3/381.4 (M+H), Rt (retention time, minutes) = 2.063.

Step 4. N-[1-(3,5-Difluoro-benzyl)-2-hydroxy-2-(4-propyl-piperidin-2-yl)-ethyl]-acetamide

LCMS m/e = 355.4/377.3 (M+H), Rt (retention time, minutes) = 1.412.

EXAMPLE 6: PREPARATION OF N-[2-(DECAHYDRO-ISOQUINOLIN-3-YL)-1-(3,5-DIFLUORO-BENZYL)-2-HYDROXY-ETHYL]-ACETAMIDE

5



For steps 1 through 5, please refer to Examples 4-5 for details. Each step
10 used HPLC Method 1.

Step 1. Octahydro-isoquinoline-2-carboxylic acid tert-butyl ester

LCMS m/e = 184.3/262.4 (M+H), Rt (retention time, minutes) = 2.982/3.057.

Step 2. 3-[2-Dibenzylamino-3-(3,5-difluoro-phenyl)-1-hydroxy-propyl]-octahydro-isoquinoline-2-carboxylic acid tert-butyl ester and 1-[1-Dibenzylamino-2-(3,5-difluoro-phenyl)-ethyl]-decahydro-oxazolo[3,4-b]isoquinolin-3-one

LCMS m/e = 605.5 (M+H), Rt (retention time, minutes) = 3.083 (3-[2-Dibenzylamino-3-(3,5-difluoro-phenyl)-1-hydroxy-propyl]-octahydro-isoquinoline-2-carboxylic acid tert-butyl ester). LCMS m/e = 531.4/553.4 (M+H), Rt (retention time, minutes) = 3.316 (1-[1-Dibenzylamino-2-(3,5-difluoro-phenyl)-ethyl]-decahydro-oxazolo[3,4-b]isoquinolin-3-one).

Step 3. 1-[1-Amino-2-(3,5-difluoro-phenyl)-ethyl]-decahydro-oxazolo[3,4-b]isoquinolin-3-one

LCMS m/e = 351.4 (M+H), Rt (retention time, minutes) = 1.057.

Step 4. N-[2-(3,5-Difluoro-phenyl)-1-(3-oxo-decahydro-oxazolo[3,4-b]isoquinolin-1-yl)-ethyl]-acetamide

TLC (10% MeOH/DCM) R_f = 0.64. LCMS m/e = 393.2/415.2 (M+H), Rt (retention time, minutes) = 2.033.

Step 5. N-[2-(Decahydro-isoquinolin-3-yl)-1-(3,5-difluoro-benzyl)-2-hydroxy-ethyl]-acetamide

LCMS m/e = 367.4/389.4 (M+H), Rt (retention time, minutes) = 1.398.

Generally, the protection of amines is conducted, where appropriate, by methods known to those skilled in the art. See, for example, *Protecting Groups in Organic Synthesis*, John Wiley and Sons, New York, N.Y., 1981, Chapter 7; *Protecting Groups in Organic Chemistry*, Plenum Press, New York, N.Y., 1973, Chapter 2. When the amino protecting group is no longer needed, it is removed by methods known to those skilled in the art. By definition the amino protecting group must be readily removable. A variety of suitable methodologies are known

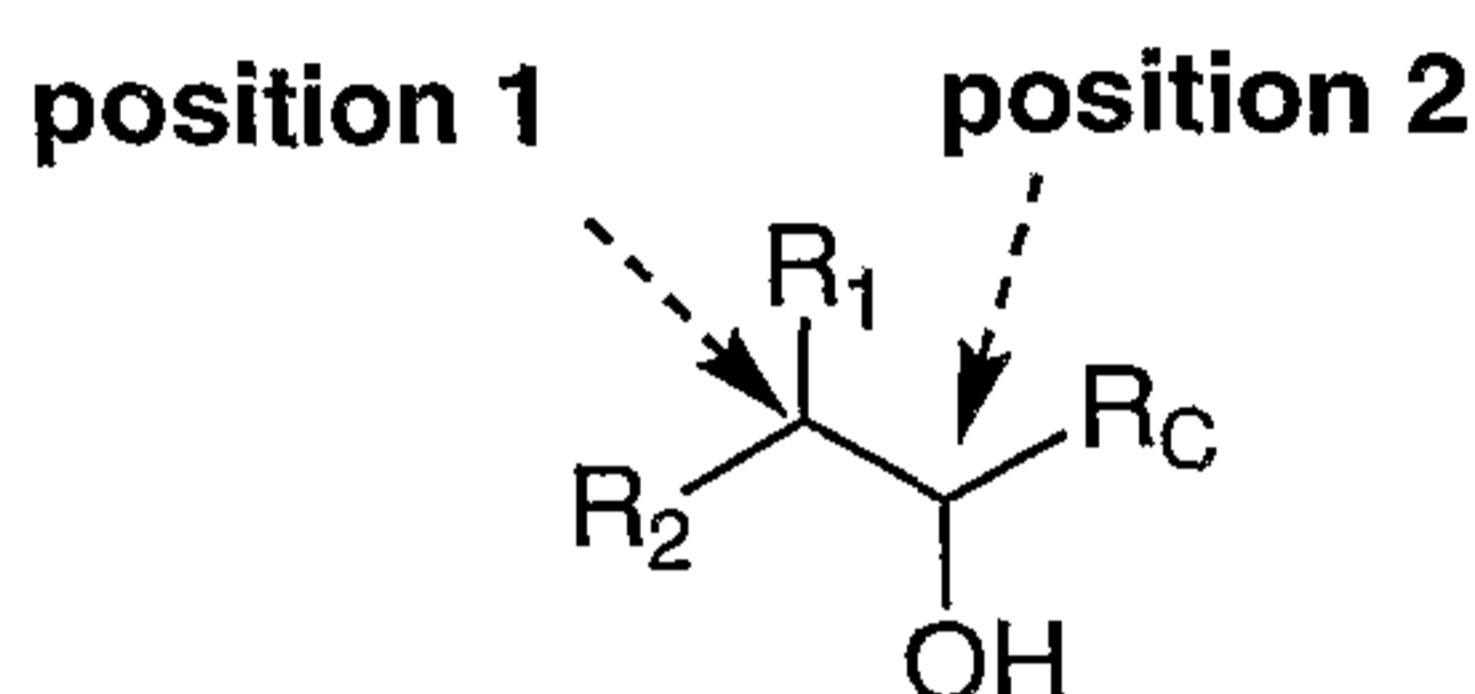
to those skilled in the art; see also T.W. Green and P.G.M. Wuts in *Protective Groups in Organic Chemistry*, John Wiley and Sons, 3rd edition, 1999. Suitable amino protecting groups include *t*-butoxycarbonyl, benzyl-oxycarbonyl, formyl, trityl, phthalimido, trichloro-acetyl, chloroacetyl, bromoacetyl, iodoacetyl, 4-phenylbenzyloxycarbonyl, 2-methylbenzyloxycarbonyl, 4-ethoxybenzyloxycarbonyl, 4-fluorobenzyloxycarbonyl, 4-chlorobenzyloxycarbonyl, 3-chlorobenzyloxycarbonyl, 2-chlorobenzyloxycarbonyl, 2,4-dichlorobenzyloxycarbonyl, 4-bromobenzyloxycarbonyl, 3-bromobenzyloxycarbonyl, 4-nitrobenzyloxycarbonyl, 4-cyanobenzyloxycarbonyl, 2-(4-xenyl)isopropoxycarbonyl, 1,1-diphenyleth-1-yloxycarbonyl, 1,1-diphenylprop-1-yloxycarbonyl, 2-phenylprop-2-yloxycarbonyl, 2-(*p*-toluyl)prop-2-yloxy-carbonyl, cyclopentanyloxycarbonyl, 1-methylcyclo-pentanyloxycarbonyl, cyclohexanyloxycarbonyl, 1-methyl-cyclohexanyloxycabonyl, 2-methylcyclohexanyloxycarbonyl, 2-(4-toluylsulfonyl)ethoxycarbonyl, 2-(methylsulfonyl)-ethoxycarbonyl, 2-(triphenylphosphino)ethoxycarbonyl, fluorenylmethoxycarbonyl, 2-(trimethylsilyl)ethoxy-carbonyl, allyloxycarbonyl, 1-(trimethylsilylmethyl)prop-1-enyloxycarbonyl, 5-benzisoxalylmethoxycarbonyl, 4-acetoxybenzyloxycarbonyl, 2,2,2-trichloroethoxycarbonyl, 2-ethynyl-2-propoxycarbonyl, cyclopropylmethoxycarbonyl, 4-(decyloxyl)benzyloxycarbonyl, isobornyloxycarbonyl, 1-piperidyloxycarbonyl, 9-fluoroenylmethyl carbonate, -CH=CH₂, and the like.

In an embodiment, the protecting group is *t*-butoxycarbonyl (Boc) and/or benzyloxycarbonyl (CBZ). In another embodiment, the protecting group is Boc. One skilled in the art will recognize suitable methods of introducing a Boc or CBZ protecting group and may additionally consult *Protective Groups in Organic Chemistry*, for guidance.

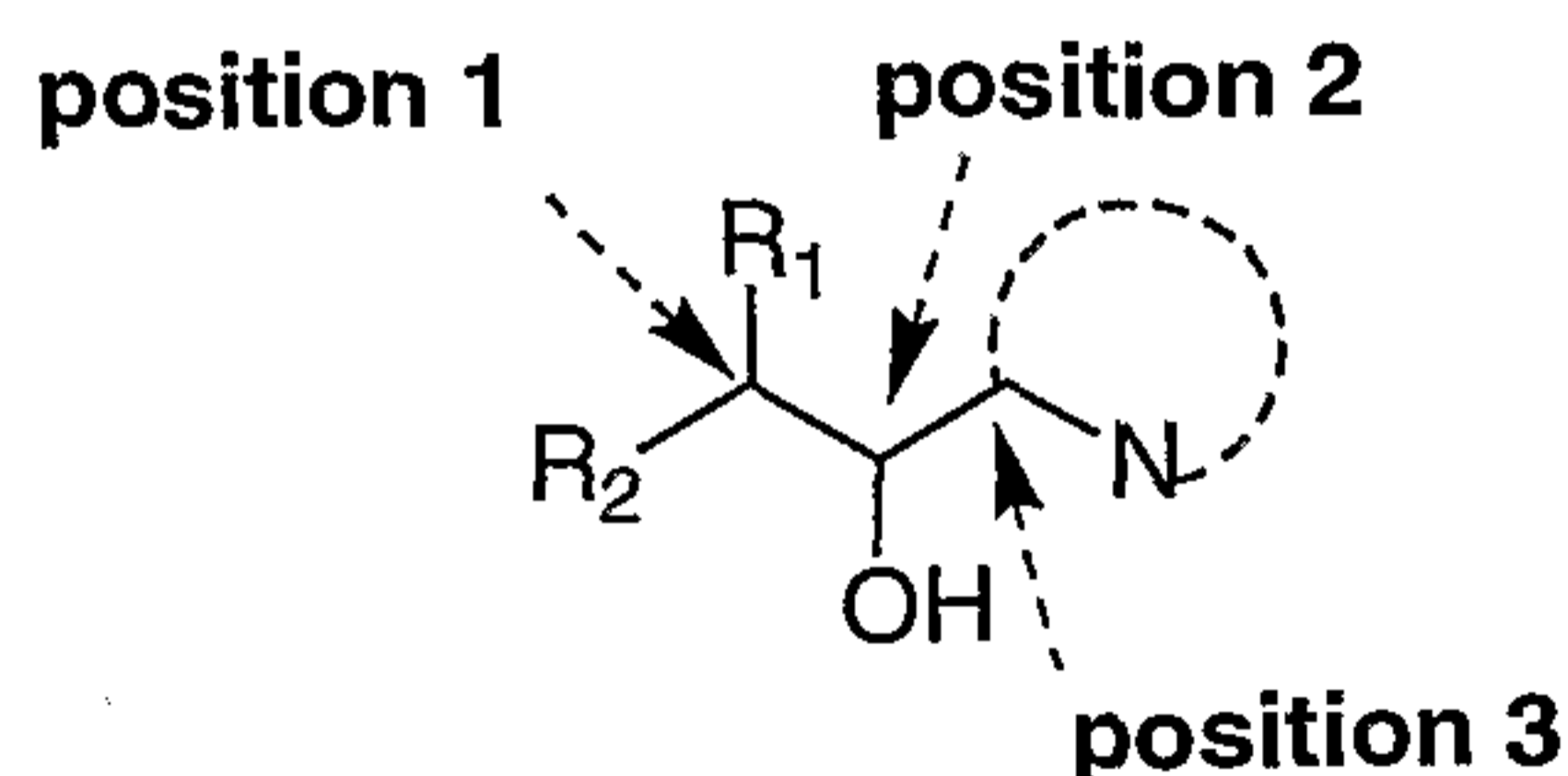
The compounds of the present invention may contain geometric or optical isomers as tautomers. Thus, the present invention includes all tautomers and pure geometric isomers, such as the *E* and *Z* geometric isomers, as mixtures thereof. Further, the present invention includes pure enantiomers, diastereomers and/or mixtures thereof, including racemic mixtures. The individual geometric isomers, enantiomers or diastereomers may be prepared or isolated by methods

known to those in the art, including, for example chiral chromatography, preparing diastereomers, separating the diastereomers and then converting the diastereomers into enantiomers.

Compounds of the present invention with designated stereochemistry can be included in mixtures, including racemic mixtures, with other enantiomers, diastereomers, geometric isomers or tautomers. In another embodiment, compounds of the present invention are typically present in these mixtures in diastereomeric and/or enantiomeric excess of at least 50%. Compounds of the present invention may be present in these mixtures in diastereomeric and/or enantiomeric excess of at least 80%. Compounds of the present invention with the desired stereochemistry may also be present in diastereomeric and/or enantiomeric excess of at least 90%. Compounds of the present invention with the desired stereochemistry may be present in diastereomeric and/or enantiomeric excess of at least 99%. The compounds of the present invention may have the "S" configuration at position 1. Compounds may also have the "R" configuration at position 2. Compounds may, for example, have the "1S,2R" configuration.



In another embodiment, compounds of the present invention have the "1S,2R,3S" configuration.



All compound names were generated using AutoNom (AUTOMATIC NOMenclature) version 2.1, ACD Namepro version 5.09, Chemdraw Ultra (versions 6.0, 8.0, 8.03, and 9.0), or were derived therefrom.

Several of the compounds of formula (I) are amines, and as such form salts when reacted with acids. Pharmaceutically acceptable salts are preferred

over the corresponding amines since they produce compounds which are more water soluble, stable and/or more crystalline.

EXAMPLE 7: BIOLOGICAL EXAMPLES

5 Properties such as efficacy, oral bioavailability, selectivity, or blood-brain penetration can be assessed by techniques and assays known to one skilled in the art. Exemplary assays for determining such properties are found below.

INHIBITION OF APP CLEAVAGE

10 The methods of treatment and compounds of the present invention inhibit cleavage of APP between Met595 and Asp596 numbered for the APP695 isoform, or a mutant thereof, or at a corresponding site of a different isoform, such as APP751 or APP770, or a mutant thereof (sometimes referred to as the "beta secretase site"). While many theories exist, inhibition of beta-secretase activity is thought to inhibit production of A-beta.

15 Inhibitory activity is demonstrated in one of a variety of inhibition assays, whereby cleavage of an APP substrate in the presence of beta-secretase enzyme is analyzed in the presence of the inhibitory compound, under conditions normally sufficient to result in cleavage at the beta-secretase cleavage site. Reduction of APP cleavage at the beta-secretase cleavage site compared with an untreated or
20 inactive control is correlated with inhibitory activity. Assay systems that can be used to demonstrate efficacy of the compounds of formula (I) are known. Representative assay systems are described, for example, in U.S. Patent Nos. 5,942,400 and 5,744,346, as well as in the Examples below.

The enzymatic activity of beta-secretase and the production of A-beta can
25 be analyzed *in vitro* or *in vivo*, using natural, mutated, and/or synthetic APP substrates, natural, mutated, and/or synthetic enzyme, and the compound employed in the particular method of treatment. The analysis can involve primary or secondary cells expressing native, mutant, and/or synthetic APP and enzyme, animal models expressing native APP and enzyme, or can utilize transgenic
30 animal models expressing the substrate and enzyme. Detection of enzymatic activity can be by analysis of at least one of the cleavage products, for example,

by immunoassay, fluorometric or chromogenic assay, HPLC, or other means of detection. Inhibitory compounds are determined as those able to decrease the amount of beta-secretase cleavage product produced in comparison to a control, where beta-secretase mediated cleavage in the reaction system is observed and measured in the absence of inhibitory compounds.

Efficacy reflects a preference for a target tissue. For example, efficacy values yield information regarding a compound's preference for a target tissue by comparing the compound's effect on multiple (e.g., two) tissues. See, for example, Dovey et al., *J. Neurochemistry*, 2001, 76:173-181. Efficacy reflects the ability of compounds to target a specific tissue and create the desired result (e.g., clinically). Efficacious compositions and corresponding methods of treatment are needed to prevent or treat conditions and diseases associated with amyloidosis.

Efficacious compounds of the present invention are those able to decrease the amount of A-beta produced compared to a control, where beta-secretase mediated cleavage is observed and measured in the absence of the compounds. Detection of efficacy can be by analysis of A-beta levels, for example, by immunoassay, fluorometric or chromogenic assay, HPLC, or other means of detection. The efficacy of the compounds of formula (I) was determined as a percentage inhibition corresponding to A-beta concentrations for tissue treated and untreated with a compound of formula (I).

BETA-SECRETASE

Various forms of beta-secretase enzyme are known, are available, and useful for assaying of enzymatic activity and inhibition of enzyme activity. These include native, recombinant, and synthetic forms of the enzyme. Human beta-secretase is known as Beta Site APP Cleaving Enzyme (BACE), BACE1, Asp2, and memapsin 2, and has been characterized, for example, in U.S. Patent No. 5,744,346 and published PCT patent applications WO 98/22597, WO 00/03819, WO 01/23533, and WO 00/17369, as well as in literature publications (Hussain et al., 1999, *Mol. Cell. Neurosci.*, 14:419-427; Vassar et al., 1999, *Science*, 286:735-741; Yan et al., 1999, *Nature*, 402:533-537; Sinha et al., 1999, *Nature*, 40:537-540; and Lin et al., 2000, *Proceedings Natl. Acad. Sciences USA*, 97:1456-1460). Synthetic forms of the enzyme have also been described in, for

example (WO 98/22597 and WO 00/17369). Beta-secretase can be extracted and purified from human brain tissue and can be produced in cells, for example mammalian cells expressing recombinant enzyme.

APP SUBSTRATE

5 Assays that demonstrate inhibition of beta-secretase-mediated cleavage of APP can utilize any of the known forms of APP, including the 695 amino acid "normal" isotype described by Kang et al., 1987, *Nature*, 325:733-6, the 770 amino acid isotype described by Kitaguchi et. al., 1981, *Nature*, 331:530-532, and variants such as the Swedish Mutation (KM670-1NL) (APP-SW), the London
10 Mutation (V7176F), and others. See, for example, U.S. Patent No. 5,766,846 and also Hardy, 1992, *Nature Genet.* 1:233-234, for a review of known variant mutations. Additional useful substrates include the dibasic amino acid modification, APP-KK, disclosed, for example, in WO 00/17369, fragments of APP, and synthetic peptides containing the beta-secretase cleavage site, wild
15 type (WT) or mutated form, (e.g., SW), as described, for example, in U.S. Patent No. 5,942,400 and WO 00/03819.

The APP substrate contains the beta-secretase cleavage site of APP (KM-DA, **SEQ ID NO: 1** or NL-DA, **SEQ ID NO: 2**) for example, a complete APP peptide or variant, an APP fragment, a recombinant or synthetic APP, or a fusion
20 peptide. Preferably, the fusion peptide includes the beta-secretase cleavage site fused to a peptide having a moiety useful for enzymatic assay, for example, having isolation and/or detection properties. A useful moiety can be an antigenic epitope for antibody binding, a label or other detection moiety, a binding substrate, and the like.

25 ANTIBODIES

Products characteristic of APP cleavage can be measured by immunoassay using various antibodies, as described, for example, in Pirttila et al., 1999, *Neuro. Lett.*, 249:21-4, and in U.S. Patent No. 5,612,486. Useful antibodies to detect A-beta include, for example, the monoclonal antibody 6E10
30 (Senetek, St. Louis, MO) that specifically recognizes an epitope on amino acids 1-16 of the A-beta peptide, antibodies 162 and 164 (New York State Institute for

Basic Research, Staten Island NY) that are specific for human A-beta 1-40 and 1-42, respectively, and antibodies that recognize the junction region of A-beta, the site between residues 16 and 17, as described in U.S. Patent No. 5,593,846. Antibodies raised against a synthetic peptide of residues 591 to 596 of APP and
5 SW192 antibody raised against 590-596 of the Swedish mutation are also useful in immunoassay of APP and its cleavage products, as described in U.S. Patent Nos. 5,604,102 and 5,721,130.

ASSAY SYSTEMS

Assays for determining APP cleavage at the beta-secretase cleavage site
10 are well known in the art. Exemplary assays, are described, for example, in U.S. Patent Nos. 5,744,346 and 5,942,400, and described in the Examples below.

CELL FREE ASSAYS

Exemplary assays that can be used to demonstrate the inhibitory activity of the compounds of the present invention are described, for example, in
15 WO 00/17369, WO 00/03819, and U.S. Patent Nos. 5,942,400 and 5,744,346. Such assays can be performed in cell-free incubations or in cellular incubations using cells expressing a beta-secretase and an APP substrate having a beta-secretase cleavage site.

An APP substrate containing the beta-secretase cleavage site of APP, for
20 example, a complete APP or variant, an APP fragment, or a recombinant or synthetic APP substrate containing the amino acid sequence KM-DA (**SEQ ID NO: 1**) or NL-DA (**SEQ ID NO: 2**) is incubated in the presence of beta-secretase enzyme, a fragment thereof, or a synthetic or recombinant polypeptide variant having beta-secretase activity and effective to cleave the beta-secretase cleavage
25 site of APP, under incubation conditions suitable for the cleavage activity of the enzyme. Suitable substrates optionally include derivatives that can be fusion proteins or peptides that contain the substrate peptide and a modification useful to facilitate the purification or detection of the peptide or its beta-secretase cleavage products. Useful modifications include the insertion of a known
30 antigenic epitope for antibody binding, the linking of a label or detectable moiety, the linking of a binding substrate, and the like.

Suitable incubation conditions for a cell-free *in vitro* assay include, for example, approximately 200 nM to 10 μ M substrate, approximately 10 pM to 200 pM enzyme, and approximately 0.1 nM to 10 μ M inhibitor compound, in aqueous solution, at an approximate pH of 4-7, at approximately 37 °C, for a time period of approximately 10 min to 3 h. These incubation conditions are exemplary only, and can vary as required for the particular assay components and/or desired measurement system. Optimization of the incubation conditions for the particular assay components should account for the specific beta-secretase enzyme used and its pH optimum, any additional enzymes and/or markers that might be used in the assay, and the like. Such optimization is routine and will not require undue experimentation.

One useful assay utilizes a fusion peptide having maltose binding protein (MBP) fused to the C-terminal 125 amino acids of APP-SW. The MBP portion is captured on an assay substrate by an anti-MBP capture antibody. Incubation of the captured fusion protein in the presence of beta-secretase results in cleavage of the substrate at the beta-secretase cleavage site. Analysis of the cleavage activity can be, for example, by immunoassay of cleavage products. One such immunoassay detects a unique epitope exposed at the carboxy terminus of the cleaved fusion protein, for example, using the antibody SW192. This assay is described, for example, in U.S. Patent No. 5,942,400.

CELLULAR ASSAY

Numerous cell-based assays can be used to analyze beta-secretase activity and/or processing of APP to release A-beta. Contact of an APP substrate with a beta-secretase enzyme within the cell and in the presence or absence of a compound inhibitor of the present invention can be used to demonstrate beta-secretase inhibitory activity of the compound. It is preferred that the assay in the presence of a useful inhibitory compound provides at least about 10% inhibition of the enzymatic activity, as compared with a non-inhibited control.

In an embodiment, cells that naturally express beta-secretase are used. Alternatively, cells are modified to express a recombinant beta-secretase or synthetic variant enzyme as discussed above. The APP substrate can be added to the culture medium and is preferably expressed in the cells. Cells that naturally

express APP, variant or mutant forms of APP, or cells transformed to express an isoform of APP, mutant or variant APP, recombinant or synthetic APP, APP fragment, or synthetic APP peptide or fusion protein containing the beta-secretase APP cleavage site can be used, provided that the expressed APP is permitted to contact the enzyme and enzymatic cleavage activity can be analyzed.

Human cell lines that normally process A-beta from APP provide useful means to assay inhibitory activities of the compounds employed in the methods of treatment of the present invention. Production and release of A-beta and/or other cleavage products into the culture medium can be measured, for example by immunoassay, such as Western blot or enzyme-linked immunoassay (EIA) such as by ELISA.

Cells expressing an APP substrate and an active beta-secretase can be incubated in the presence of a compound inhibitor to demonstrate inhibition of enzymatic activity as compared with a control. Activity of beta-secretase can be measured by analysis of at least one cleavage product of the APP substrate. For example, inhibition of beta-secretase activity against the substrate APP would be expected to decrease the release of specific beta-secretase induced APP cleavage products such as A-beta.

Although both neural and non-neural cells process and release A-beta, levels of endogenous beta-secretase activity are low and often difficult to detect by EIA. The use of cell types known to have enhanced beta-secretase activity, enhanced processing of APP to A-beta, and/or enhanced production of A-beta are therefore preferred. For example, transfection of cells with the Swedish Mutant form of APP (APP-SW), with APP-KK, or with APP-SW-KK provides cells having enhanced beta-secretase activity and producing amounts of A-beta that can be readily measured.

In such assays, for example, the cells expressing APP and beta-secretase are incubated in a culture medium under conditions suitable for beta-secretase enzymatic activity at its cleavage site on the APP substrate. On exposure of the cells to the compound inhibitor employed in the methods of treatment, the amount of A-beta released into the medium and/or the amount of CTF99 fragments of

APP in the cell lysates is reduced as compared with the control. The cleavage products of APP can be analyzed, for example, by immune reactions with specific antibodies, as discussed above.

Preferred cells for analysis of beta-secretase activity include primary
5 human neuronal cells, primary transgenic animal neuronal cells where the transgene is APP, and other cells such as those of a stable 293 cell line expressing APP, for example, APP-SW.

IN VIVO ASSAYS: ANIMAL MODELS

Various animal models can be used to analyze beta-secretase activity
10 and/or processing of APP to release A-beta, as described above. For example, transgenic animals expressing APP substrate and beta-secretase enzyme can be used to demonstrate inhibitory activity of the compounds of the present invention. Certain transgenic animal models have been described, for example, in U.S. Patent Nos. 5,877,399, 5,612,486, 5,387,742, 5,720,936, 5,850,003, 5,877,015,
15 and 5,811,633, and in Games et al., 1995, *Nature*, 373:523. Animals that exhibit characteristics associated with the pathophysiology of Alzheimer's disease are preferred. Administration of the compounds of the present invention to the transgenic mice described herein provides an alternative method for demonstrating the inhibitory activity of the compounds. Administration of the
20 compounds of the present invention in a pharmaceutically effective carrier and via an administrative route that reaches the target tissue in an appropriate therapeutic amount is also preferred.

Inhibition of beta-secretase mediated cleavage of APP at the beta-secretase cleavage site and of A-beta release can be analyzed in these animals
25 by measuring cleavage fragments in the animal's body fluids such as cerebral fluid or tissues. Analysis of brain tissues for A-beta deposits or plaques is preferred.

A: Enzyme Inhibition Assay

The methods of treatment and compounds of the present invention are
30 analyzed for inhibitory activity by use of the MBP-C125 assay. This assay determines the relative inhibition of beta-secretase cleavage of a model APP

substrate, MBP-C125SW, by the compounds assayed as compared with an untreated control. A detailed description of the assay parameters can be found, for example, in U.S. Patent No. 5,942,400. Briefly, the substrate is a fusion peptide formed of maltose binding protein (MBP) and the carboxy terminal 125 amino acids of APP-SW, the Swedish mutation. The beta-secretase enzyme is derived from human brain tissue as described in Sinha et al., 1999, *Nature*, 40:537-540 or recombinantly produced as the full-length enzyme (amino acids 1-501), and can be prepared, for example, from 293 cells expressing the recombinant cDNA, as described in WO 00/47618.

Inhibition of the enzyme is analyzed, for example, by immunoassay of the enzyme's cleavage products. One exemplary ELISA uses an anti-MBP capture antibody that is deposited on precoated and blocked 96-well high binding plates, followed by incubation with diluted enzyme reaction supernatant, incubation with a specific reporter antibody, for example, biotinylated anti-SW192 reporter antibody, and further incubation with streptavidin/alkaline phosphatase. In the assay, cleavage of the intact MBP-C125SW fusion protein results in the generation of a truncated amino-terminal fragment, exposing a new SW-192 antibody-positive epitope at the carboxy terminus. Detection is effected by a fluorescent substrate signal on cleavage by the phosphatase. ELISA only detects cleavage following Leu596 at the substrate's APP-SW 751 mutation site.

SPECIFIC ASSAY PROCEDURE

Compounds of formula (I) are diluted in a 1:1 dilution series to a six-point concentration curve (two wells per concentration) in one row of a 96-well plate per compound tested. Each of the test compounds is prepared in DMSO to make up a 10 mM stock solution. The stock solution is serially diluted in DMSO to obtain a final compound concentration of 200 μ M at the high point of a 6-point dilution curve. Ten (10) μ L of each dilution is added to each of two wells on row C of a corresponding V-bottom plate to which 190 μ L of 52 mM NaOAc, 7.9% DMSO, pH 4.5 are pre-added. The NaOAc diluted compound plate is spun down to pellet precipitant and 20 μ L/well is transferred to a corresponding flat-bottom plate to which 30 μ L of ice-cold enzyme-substrate mixture (2.5 μ L MBP-C125SW substrate, 0.03 μ L enzyme and 24.5 μ L ice cold 0.09% TX100 per 30 μ L) is

added. The final reaction mixture of 200 μ M compound at the highest curve point is in 5% DMSO, 20 μ M NaOAc, 0.06% TX100, at pH 4.5.

Warming the plates to 37 °C starts the enzyme reaction. After 90 min at 37 °C, 200 μ L/well cold specimen diluent is added to stop the reaction and 20 μ L/well was transferred to a corresponding anti-MBP antibody coated ELISA plate for capture, containing 80 μ L/well specimen diluent. This reaction is incubated overnight at 4 °C and the ELISA is developed the next day after a 2 hour incubation with anti-192SW antibody, followed by Streptavidin-AP conjugate and fluorescent substrate. The signal is read on a fluorescent plate reader.

Relative compound inhibition potency is determined by calculating the concentration of compound that showed a 50% reduction in detected signal (IC_{50}) compared to the enzyme reaction signal in the control wells with no added compound. In this assay, preferred compounds of the present invention exhibit an IC_{50} of less than 50 μ M.

B: FP BACE ASSAY: Cell Free Inhibition Assay Utilizing a Synthetic APP

Substrate

A synthetic APP substrate that can be cleaved by beta-secretase and having N-terminal biotin and made fluorescent by the covalent attachment of Oregon green at the Cys residue is used to assay beta-secretase activity in the presence or absence of the inhibitory compounds employed in the present invention. Useful substrates include

Biotin-SEVNL-DAEFRC[oregon green]KK (**SEQ ID NO: 3**),

Biotin-SEVKM-DAEFRC[oregon green]KK (**SEQ ID NO: 4**),

Biotin-GLNIKTEEISEISY-EVEFRC[oregon green]KK (**SEQ ID NO: 5**),

Biotin-ADRGLTTRPGSGLTNIKTEEISEVNL-DAEFRC[oregon green]KK (**SEQ ID NO: 6**), and

Biotin-FVNQHLCoxGSHLVEALY-LVCoxGERGFFYTPKAC[oregon green]KK (**SEQ ID NO: 7**).

The enzyme (0.1 nM) and test compounds (0.001-100 μ M) are incubated in pre-blocked, low affinity, black plates (384 well) at 37 °C for 30 min. The reaction is initiated by addition of 150 mM substrate to a final volume of 30

5 $\mu\text{L}/\text{well}$. The final assay conditions are 0.001-100 μM compound inhibitor, 0.1 molar sodium acetate (pH 4.5), 150 nM substrate, 0.1 nM soluble beta-secretase, 0.001% Tween 20, and 2% DMSO. The assay mixture is incubated for 3 h at 37 $^{\circ}\text{C}$, and the reaction is terminated by the addition of a saturating concentration of immunopure streptavidin. After incubation with streptavidin at room temperature for 15 min, fluorescence polarization is measured, for example, using a LJL Acquest (Ex485 nm/ Em530 nm).

The activity of the beta-secretase enzyme is detected by changes in the fluorescence polarization that occur when the substrate is cleaved by the enzyme. Incubation in the presence or absence of compound inhibitor demonstrates specific inhibition of beta-secretase enzymatic cleavage of its synthetic APP substrate. In this assay, preferred compounds of the present invention exhibit an IC_{50} of less than 50 μM . More preferred compounds of the present invention exhibit an IC_{50} of less than 10 μM . Even more preferred compounds of the present invention exhibit an IC_{50} of less than 5 μM .

C: Beta-Secretase Inhibition: P26-P4'SW Assay

Synthetic substrates containing the beta-secretase cleavage site of APP are used to assay beta-secretase activity, using the methods described, for example, in published PCT application WO 00/47618. The P26-P4'SW substrate is a peptide of the sequence (biotin) CGGADRGLTTRPGSGLTNIKTEEISEVNLD AEF (**SEQ ID NO: 8**). The P26-P1 standard has the sequence (biotin)CGGADRGLTTRPGSGLTNIKTEEISEVNL (**SEQ ID NO: 9**).

Briefly, the biotin-coupled synthetic substrates are incubated at a concentration of from about 0 to about 200 μM in this assay. When testing inhibitory compounds, a substrate concentration of about 1.0 μM is preferred. Test compounds diluted in DMSO are added to the reaction mixture, with a final DMSO concentration of 5%. Controls also contain a final DMSO concentration of 5%. The concentration of beta secretase enzyme in the reaction is varied, yielding product concentrations with the linear range of the ELISA assay, about 125 to 2000 pM, after dilution.

The reaction mixture also includes 20 mM sodium acetate, pH 4.5, 0.06% Triton X100, and is incubated at 37 °C for about 1 to 3 h. Samples are then diluted in assay buffer (for example, 145.4 nM sodium chloride, 9.51 mM sodium phosphate, 7.7 mM sodium azide, 0.05% Triton X405, 6 g/L bovine serum albumin, pH 7.4) to quench the reaction, then diluted further for immunoassay of the cleavage products.

Cleavage products can be assayed by ELISA. Diluted samples and standards are incubated in assay plates coated with capture antibody, for example, SW192, for about 24 h at 4 °C. After washing in TTBS buffer (150 mM sodium chloride, 25 mM Tris, 0.05% Tween 20, pH 7.5), the samples are incubated with streptavidin-AP according to the manufacturer's instructions. After a 1 h incubation at room temperature, the samples are washed in TTBS and incubated with fluorescent substrate solution A (31.2 g/L 2-amino-2-methyl-1-propanol, 30 mg/L, pH 9.5). Reaction with streptavidin-alkaline phosphate permits detection by fluorescence. Compounds that are effective inhibitors of beta-secretase activity demonstrate reduced cleavage of the substrate as compared to a control.

D: Assays using Synthetic Oligopeptide-Substrates

Synthetic oligopeptides are prepared incorporating the known cleavage site of beta-secretase, and optionally include detectable tags, such as fluorescent or chromogenic moieties. Examples of such peptides, as well as their production and detection methods, are described in U.S. Patent No. 5,942,400. Cleavage products can be detected using high performance liquid chromatography, or fluorescent or chromogenic detection methods appropriate to the peptide to be detected, according to methods well known in the art.

By way of example, one such peptide has the sequence SEVNL-DAEF(**SEQ ID NO: 10**), and the cleavage site is between residues 5 and 6. Another preferred substrate has the sequence ADRGLTTRPGSGLTNIKTEEISEVNL-DAEF (**SEQ ID NO: 11**), and the cleavage site is between residues 26 and 27.

These synthetic APP substrates are incubated in the presence of beta-secretase under conditions sufficient to result in beta-secretase mediated

cleavage of the substrate. Comparison of the cleavage results in the presence of a compound inhibitor to control results provides a measure of the compound's inhibitory activity.

E: Inhibition of Beta-Secretase Activity-Cellular Assay

5 An exemplary assay for the analysis of inhibition of beta-secretase activity utilizes the human embryonic kidney cell line HEKp293 (ATCC Accession No. CRL-1573) transfected with APP751 containing the naturally occurring double mutation Lys651Met652 to Asn651Leu652 (numbered for APP751), commonly called the Swedish mutation and shown to overproduce A-beta (Citron et al.,
10 1992, *Nature*, 360:672-674), as described in U.S. Patent No. 5,604,102.

The cells are incubated in the presence/absence of the inhibitory compound (diluted in DMSO) at the desired concentration, generally up to 10 µg/mL. At the end of the treatment period, conditioned media is analyzed for beta-secretase activity, for example, by analysis of cleavage fragments. A-beta
15 can be analyzed by immunoassay, using specific detection antibodies. The enzymatic activity is measured in the presence and absence of the compounds of formula (I) to demonstrate specific inhibition of beta-secretase mediated cleavage of APP substrate.

F: Inhibition of Beta-Secretase in Animal Models of Alzheimer's Disease

20 Various animal models can be used to screen for inhibition of beta-secretase activity. Examples of animal models useful in the present invention include mouse, guinea pig, dog, and the like. The animals used can be wild type, transgenic, or knockout models. In addition, mammalian models can express mutations in APP, such as APP695-SW and the like as described herein.
25 Examples of transgenic non-human mammalian models are described in U.S. Patent Nos. 5,604,102, 5,912,410 and 5,811,633.

PDAPP mice, prepared as described in Games et al., 1995, *Nature*, 373:523-527 are useful to analyze *in vivo* suppression of A-beta release in the presence of putative inhibitory compounds. As described in U.S. Patent No.
30 6,191,166, 4-month-old PDAPP mice are administered a compound of formula (I) formulated in a vehicle, such as corn oil. The mice are dosed with the compound

(1-30 mg/mL, preferably 1-10 mg/mL). After a designated time, e.g., 3-10 h, the brains are analyzed.

Transgenic animals are administered an amount of a compound formulated in a carrier suitable for the chosen mode of administration. Control
5 animals are untreated, treated with vehicle, or treated with an inactive compound. Administration can be acute, (i.e. single dose or multiple doses in one day), or can be chronic, (i.e. dosing is repeated daily for a period of days). Beginning at time 0, brain tissue or cerebral fluid is obtained from selected animals and analyzed for the presence of APP cleavage peptides, including A-beta, for
10 example, by immunoassay using specific antibodies for A-beta detection. At the end of the test period, animals are sacrificed and brain tissue or cerebral fluid is analyzed for the presence of A-beta and/or beta-amyloid plaques. The tissue is also analyzed for necrosis.

Reduction of A-beta in brain tissues or cerebral fluids and reduction of
15 beta-amyloid plaques in brain tissue are assessed by administering the compounds of formula (I), or pharmaceutical compositions comprising compounds of formula (I) to animals and comparing the data with that from non-treated controls.

G: Inhibition of A-beta Production in Human Patients

20 Patients suffering from Alzheimer's disease demonstrate an increased amount of A-beta in the brain. Alzheimer's disease patients are subjected to a method of treatment of the present invention, (i.e. administration of an amount of the compound inhibitor formulated in a carrier suitable for the chosen mode of administration). Administration is repeated daily for the duration of the test
25 period. Beginning on day 0, cognitive and memory tests are performed, for example, once per month.

Patients administered the compounds of formula (I) are expected to demonstrate slowing or stabilization of disease progression as analyzed by a change in at least one of the following disease parameters: A-beta present in
30 cerebrospinal fluid or plasma; brain or hippocampal volume; A-beta deposits in the brain; amyloid plaque in the brain; or scores for cognitive and memory function, as compared with control, non-treated patients.

H: Prevention of A-beta Production in Patients at Risk for Alzheimer's Disease

Patients predisposed or at risk for developing Alzheimer's disease can be identified either by recognition of a familial inheritance pattern, for example, presence of the Swedish Mutation, and/or by monitoring diagnostic parameters. Patients identified as predisposed or at risk for developing Alzheimer's disease are administered an amount of the compound inhibitor formulated in a carrier suitable for the chosen mode of administration. Administration is repeated daily for the duration of the test period. Beginning on day 0, cognitive and memory tests are performed, for example, once per month.

Patients subjected to a method of treatment of the present invention (i.e., administration of at least one compound of formula (I)) are expected to demonstrate slowing or stabilization of disease progression as analyzed by a change in at least one of the following disease parameters: A-beta present in cerebrospinal fluid or plasma; brain or hippocampal volume; amyloid plaque in the brain; or scores for cognitive and memory function, as compared with control, non-treated patients.

I: Efficacy of Compounds to Inhibit A-beta Concentration

The invention encompasses compounds of formula (I) that are efficacious. Efficacy is calculated as a percentage of concentrations as follows:

$$\text{Efficacy} = (1 - (\text{total A-beta in dose group} / \text{total A-beta in vehicle control})) * 100\%$$

wherein the "total A-beta in dose group" equals the concentration of A-beta in the tissue, (e.g., rat brain) treated with the compound, and the "total A-beta in vehicle control" equals the concentration of A-beta in the tissue, yielding a % inhibition of A-beta production. Statistical significance is determined by p-value < 0.05 using the Mann Whitney t-test. See, for example, Dovey et al., *J. Neurochemistry*, 2001, 76:173-181.

Where indicated, diastereomers were separated by reverse phase HPLC using the noted methods. The first isomer collected in each case was designated Diastereomer A, and the second isomer Diastereomer B. Unless otherwise

indicated, specific formula (I) compound examples represent mixtures of diastereomers.

J: Selectivity of Compounds for Inhibiting BACE over CatD

The compounds of formula (I) can be selective for beta-secretase versus
5 catD. Wherein the ratio of catD:beta-secretase is greater than 1, selectivity is
calculated as follows:

$$\text{Selectivity} = (\text{IC}_{50} \text{ for catD} / \text{IC}_{50} \text{ for beta-secretase}) * 100\%$$

wherein IC_{50} is the concentration of compound necessary to decrease the level of
catD or beta-secretase by 50%.

10 The compounds of formula (I) can be selective for beta-secretase versus
catE. Wherein the ratio of catE:beta-secretase is greater than 1, selectivity is
calculated as follows:

$$\text{Selectivity} = (\text{IC}_{50} \text{ for catE} / \text{IC}_{50} \text{ for beta-secretase}) * 100\%$$

wherein IC_{50} is the concentration of compound necessary to decrease the level of
15 catE or beta-secretase by 50%. Selectivity is reported as the ratio of
 $\text{IC}_{50}(\text{catE}):\text{IC}_{50}(\text{BACE})$.

Pharmacokinetic parameters were calculated by a non-compartmental
approach. See, for example, Gibaldi, M. and Perrier, D., *Pharmacokinetics*,
Second Edition, 1982, Marcel Dekker Inc., New York, NY, pp 409-418.

20 **K: Oral Bioavailability of Compounds for Inhibiting Amyloidosis**

The invention encompasses compounds of formula (I) that are orally
bioavailable. Generally, oral bioavailability is defined as the fraction of orally
administered dose reaching systemic circulation. Oral bioavailability can be
determined following both an intravenous (IV) and oral (PO) administration of a
25 test compound.

Oral bioavailability was determined in the male Sprague-Dawley rat
following both IV and PO administration of test compound. Two month-old male
rats (250-300 g) were surgically implanted with polyethylene (PE-50) cannula in
the jugular vein while under isoflurane anesthesia the day before the in-life phase.
30 Animals were fasted overnight with water ad libitum, then dosed the next day.
The dosing regime consisted of either a 5 mg/kg (2.5 mL/kg) IV dose (N=3)

administered to the jugular vein cannula, then flushed with saline, or a 10 mg/kg (5 mL/kg) PO dose (N=3) by esophageal gavage. Compounds were formulated with 10% Solutol in 5% dextrose at 2 mg/mL. Subsequent to dosing, blood was collected at 0.016 (IV only), 0.083, 0.25, 0.5, 1, 3, 6, 9 and 24 h post administration and heparinized plasma was recovered following centrifugation.

Compounds were extracted from samples following precipitation of the plasma proteins by methanol. The resulting supernatants were evaporated to dryness and reconstituted with chromatographic mobile phase (35% acetonitrile in 0.1% formic acid) and injected onto a reverse phase C₁₈ column (2 x 50 mm, 5 μm, BDS Hypersil). Detection was facilitated with a multi-reaction-monitoring experiment on a tandem triple quadrupole mass spectrometer (LC/MS/MS) following electrospray ionization. Experimental samples were compared to calibration curves prepared in parallel with aged match rat plasma and quantitated with a weighted 1/x linear regression. The lower limit of quantization (LOQ) for the assay was typically 0.5 ng/mL.

Oral bioavailability (%F or F value) is calculated from the dose-normalized ratio of plasma exposure following oral administration to the intravenous plasma exposure in the rat by the following equation:

$$\%F = (AUC_{po} / AUC_{iv}) \times (D_{iv} / D_{po}) \times 100\%$$

where D is the dose and AUC is the area-under-the-plasma-concentration-time-curve from 0 to 24 h. AUC is calculated from the linear trapezoidal rule by $AUC = ((C_2 + C_1)/2) \times (T_2 - T_1)$ where C is concentration and T is time.

Pharmacokinetic parameters were calculated by a non-compartmental approach. See, for example, Gibaldi, M. and Perrier, D., *Pharmacokinetics*, Second Edition, 1982, Marcel Dekker Inc., New York, NY, pp 409-418.L: Brain Uptake

The invention encompasses beta-secretase inhibitors that can readily cross the blood-brain barrier. Factors that affect a compound's ability to cross the blood-brain barrier include a compound's molecular weight, Total Polar Surface Area (TPSA), and log P (lipophilicity). See, e.g., Lipinski, C.A., et al., *Adv. Drug Deliv. Reviews*, 23:3-25 (1997). One of ordinary skill in the art will be aware of methods for determining characteristics allowing a compound to cross the blood-

brain barrier. See, for example, Murcko et al., *Designing Libraries with CNS Activity*, *J. Med. Chem.*, 42 (24), pp. 4942-51 (1999). Calculations of logP values were performed using the Daylight clogP program (Daylight Chemical Information Systems, Inc.). See, for example, Hansch, C., et al., Substituent Constants for Correlation Analysis in Chemistry and Biology, Wiley, New York (1979); Rekker, R., The Hydrophobic Fragmental Constant, Elsevier, Amsterdam (1977); Fujita, T., et al., *J. Am. Chem. Soc.*, 86, 5157 (1964). TPSA was calculated according to the methodology outlined in Ertl, P., et al., *J. Med. Chem.*, 43:3714-17 (2000).

The following assay was employed to determine the brain penetration of compounds encompassed by the present invention.

In-life phase: Test compounds were administered to CF-1 (20-30 g) mice at 10 $\mu\text{mol/kg}$ (4 to 7 mg/kg) following IV administration in the tail vein. Two time-points, 5 and 60 min, were collected post dose. Four mice were harvested for heparinized plasma and non-perfused brains at each time-point for a total of 8 mice per compound.

Analytical phase: Samples were extracted and evaporated to dryness, then reconstituted and injected onto a reverse phase chromatographic column while monitoring the effluent with a triple quadrupole mass spectrometer. Quantitation was then performed with a $1/x^2$ weighted fit of the least-squares regression from calibration standards prepared in parallel with the *in vivo* samples. The lower limit of quantitation (LOQ) is generally 1 ng/mL and 0.5 ng/g for the plasma and brain respectively. Data was reported in micromolar (μM) units. Brain levels were corrected for plasma volumes (16 $\mu\text{L/g}$).

Results: Exemplary compounds of formula (I) are listed below along with their corresponding values for molecular weight, TPSA, and clog P. Using the assay above, the exemplary compounds listed below attained brain concentration levels ranging from about 0.17 μM to about 5.5 μM after 5 minutes, and from about 0.01 μM to about 0.2 μM after 60 minutes. Comparison of a compound's brain concentration level to two marker compounds, Indinavir and Diazepam, demonstrates the ability in which the compounds of the present invention can cross the blood-brain barrier. Indinavir (HIV protease inhibitor) is a poor brain penetrant marker and Diazepam is a blood flow limited marker. The

concentration levels of Indinavir in the brain at 5 and 60 min were 0.165 μM and 0.011 μM , respectively. The concentration levels of Diazepam at 5 and 60 minutes were 5.481 μM and 0.176 μM , respectively.

5 The present invention has been described with reference to various specific and preferred embodiments and techniques. However, it should be understood that many variations and modifications may be made while remaining within the spirit and scope of the present invention.

10 Unless defined otherwise, all scientific and technical terms used herein have the same meaning as commonly understood by one of skill in the art to which this invention belongs. Although methods and materials similar or equivalent to those described herein can be used in the practice or testing of the present invention, suitable methods and materials are described above. Additionally, the materials, methods, and examples are illustrative only and not
15 intended to be limiting. All publications, patent applications, patents, and other references mentioned herein are incorporated by reference in their entirety. In case of conflict, the present specification, including definitions, will control.

DEMANDE OU BREVET VOLUMINEUX

LA PRÉSENTE PARTIE DE CETTE DEMANDE OU CE BREVET COMPREND PLUS D'UN TOME.

CECI EST LE TOME 1 DE 2
CONTENANT LES PAGES 1 À 98

NOTE : Pour les tomes additionels, veuillez contacter le Bureau canadien des brevets

JUMBO APPLICATIONS/PATENTS

THIS SECTION OF THE APPLICATION/PATENT CONTAINS MORE THAN ONE VOLUME

THIS IS VOLUME 1 OF 2
CONTAINING PAGES 1 TO 98

NOTE: For additional volumes, please contact the Canadian Patent Office

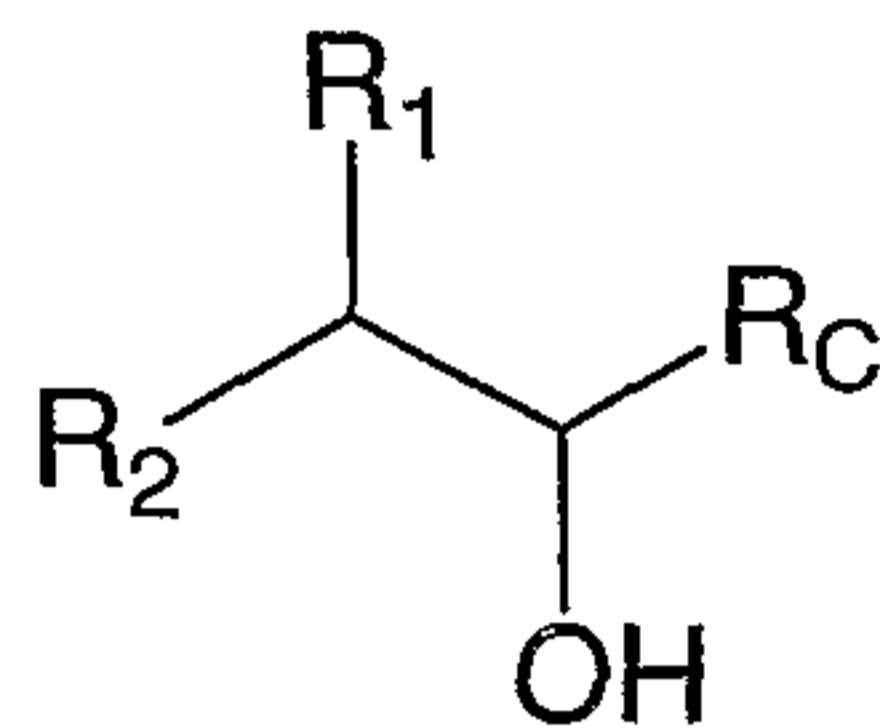
NOM DU FICHER / FILE NAME :

NOTE POUR LE TOME / VOLUME NOTE:

CLAIMS

What is claimed is:

1. A compound of formula (I):

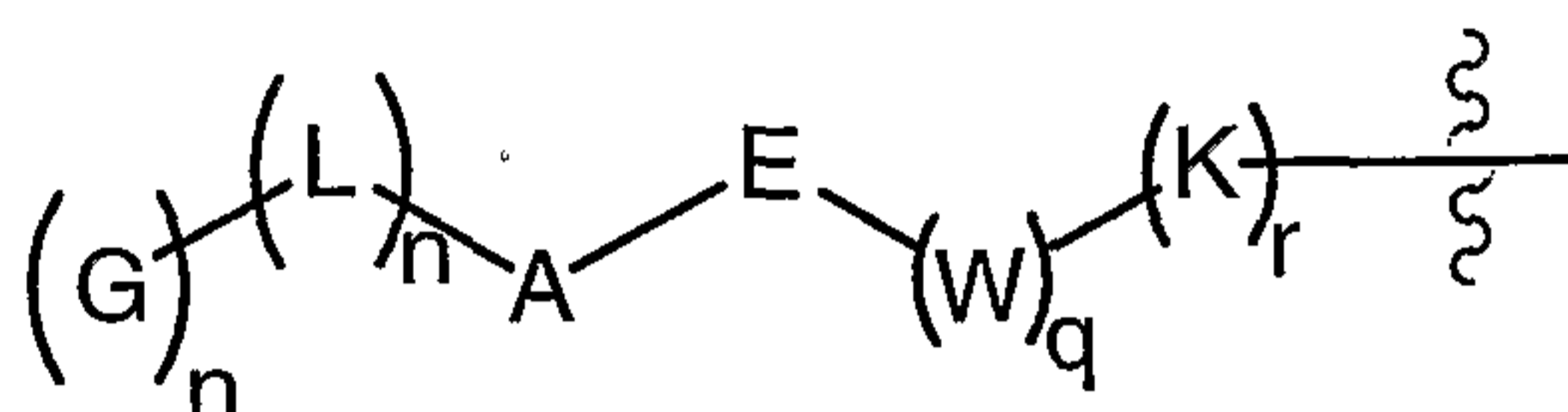


5

(I)

or at least one pharmaceutically acceptable salt thereof, wherein

R₁ is



10

wherein

n is 0 or 1;

q is 0 or 1;

r is 0, 1, or 2;

K is selected from

15

-(CR_{3a}R_{3b})-,

-O-,

-SO₂-,

-C(O)-, and

-CH(NR₅₅R₆₀)-;

20

R₅₅ and R₆₀ are each independently selected from hydrogen and alkyl;

R_{3a} and R_{3b} are independently selected from

-hydrogen,

-halogen,

25

-O-alkyl, and

-alkyl optionally substituted with at least one group independently selected from halogen, -CN, -CF₃, and -OH;

W is selected from $-(\text{CH}_2)_{1-4}-$, $-\text{O}-$, $-\text{S}(\text{O})_{0-2}-$, $-\text{N}(\text{R}_{55})-$, and $-\text{C}(\text{O})-$;

E is a bond or alkyl;

A is selected from

-aryl optionally substituted with at least one group independently
5 selected from R_{50} ,

-cycloalkyl optionally substituted with at least one group
independently selected from R_{50} ,

-heteroaryl optionally substituted with at least one group
independently selected from R_{50} , and

10 -heterocycle optionally substituted with at least one group
independently selected from R_{50} , wherein at least one atom
of the heterocycle is optionally replaced with $-\text{C}(\text{O})-$ and $-\text{S}(\text{O})_{0-2}-$;

wherein at least one heteroatom of the heteroaryl or heterocycle is
15 optionally substituted with a group independently selected
from $-(\text{CO})_{0-1}\text{R}_{215}$, $-(\text{CO})_{0-1}\text{R}_{220}$, $-\text{S}(\text{O})_{0-2}\text{R}_{200}$, and $-\text{N}(\text{R}_{200})-$
 $\text{S}(\text{O})_{0-2}\text{R}_{200}$;

R_{50} is independently selected from

-OH,

20 -halogen,

-OCF₃,

-NO₂,

-CN,

-N(R)C(O)R,

25 -CO₂-R,

-NH-CO₂-R,

-O-(alkyl)-CO₂H,

-NRR',

-SR,

30 -CH₂OH,

-C(O)-R₂₅,

-C(O)NRR',

-SO₂NRR',

-S(O)₁₋₂R₂₅,

-alkyl optionally substituted with at least one group independently selected from -CF₃, halogen, -O-alkyl, -OCF₃, -NRR', -OH, and -CN,

-cycloalkyl optionally substituted with at least one group independently selected from -CF₃, halogen, -O-alkyl, -OCF₃, -NRR', -OH, and -CN,

-O-alkyl optionally substituted with at least one group independently selected from -CF₃, halogen, -O-alkyl, -OCF₃, -NRR', -OH, and -CN,

-O-benzyl optionally substituted with at least one group independently selected from -H, -OH, halogen, and alkyl,

-O-(CH₂)₀₋₂-O-(CH₂)₁₋₂-O-alkyl, and

-(CH₂)₀₋₂-O-(CH₂)₁₋₂-OH;

R and R' are each independently selected from hydrogen, alkyl, -(CH₂)₀₋₂-aryl and -(CH₂)₀₋₂-cycloalkyl, wherein each aryl or cycloalkyl is optionally substituted with at least one group independently selected from halogen, hydroxy, alkyl, -O-alkyl, amino, monoalkylamino, and dialkylamino;

R₂₅ is selected from alkyl, -(CH₂)₀₋₂-aryl and -(CH₂)₀₋₂-cycloalkyl, wherein each aryl or cycloalkyl is optionally substituted with at least one group independently selected from halogen, hydroxy, alkyl, -O-alkyl, amino, monoalkylamino, and dialkylamino;

L is selected from a bond, -C(O)-, -S(O)₁₋₂-, -O-, -C(R₁₁₀)(R₁₁₂)O-, -OC(R₁₁₀)(R₁₁₂)-, -N(R₁₁₀)-, -C(O)N(R₁₁₀)-, -N(R₁₁₀)C(O)-, -C(R₁₁₀)(R')-, -C(OH)R₁₁₀-, -SO₂NR₁₁₀-, -N(R₁₁₀)SO₂-, -N(R₁₁₀)C(O)N(R₁₁₂)-, -N(R₁₁₀)C(S)N(R₁₁₂)-, -OCO₂-, -NCO₂-, and -OC(O)N(R₁₁₀)-;

R_{110} and R_{112} are each independently selected from

-hydrogen and

-alkyl optionally substituted with at least one group independently selected from -OH, -O-alkyl, and halogen;

5

G is selected from

-alkyl (optionally substituted with at least one group independently selected from -CO₂H, -CO₂(alkyl), -O-alkyl, -OH, -NRR', alkyl, -haloalkyl, -alkyl-O-alkyl), aryl (optionally substituted with at least one group independently selected from R_{50}), and heteroaryl (optionally substituted with at least one group independently selected from R_{50});

10

-(CH₂)₀₋₃-cycloalkyl wherein cycloalkyl is optionally substituted with at least one group independently selected from -CO₂H, -CO₂(alkyl), -O-alkyl, -OH, -NH₂, haloalkyl, alkyl, -alkyl-O-alkyl, mono(alkyl)amino, di(alkyl) amino, aryl (optionally substituted with at least one group independently selected from R_{50}), and heteroaryl (optionally substituted with at least one group independently selected from R_{50});

15

-(CRR)₁₋₄-aryl wherein the aryl is optionally substituted with at least one group independently selected from R_{50} ,

20

-(CH₂)₁₋₄-heteroaryl wherein the heteroaryl is optionally substituted with at least one group independently selected from R_{50} ,

-(CH₂)₀₋₄-heterocycle, wherein the heterocycle is optionally substituted with at least one group independently selected from R_{50} , and

25

-C(R_{10})(R_{12})-C(O)-NH- R_{14} ;

R_{10} and R_{12} are each independently selected from

-H,

-alkyl,

-(alkyl)₀₋₁-aryl,

-(alkyl)₀₋₁-heteroaryl,

30

-(alkyl)₀₋₁-heterocycle,

-aryl,

-heteroaryl,

-heterocycle,

5

-(CH₂)₁₋₄-OH,

-(CH₂)₁₋₄-Z-(CH₂)₁₋₄-aryl, and

-(CH₂)₁₋₄-Z-(CH₂)₁₋₄-heteroaryl,

wherein the heterocycle, aryl, and heteroaryl groups

included within R₁₀ and R₁₂ are optionally

10

substituted with at least one group

independently selected from R₅₀;

Z is selected from -O-, -S-, and -NR₁₆-;

R₁₄ is:

-H,

15

- alkyl,

-aryl,

-heteroaryl,

-heterocycle,

-(alkyl)-aryl,

20

-(alkyl)-heteroaryl,

-(alkyl)-, and

-(CH₂)₀₋₂-O-(CH₂)₀₋₂-OH;

wherein the heterocycle, aryl, and heteroaryl groups

included within R₁₄ are optionally substituted

25

with at least one group independently selected

from R₅₀;

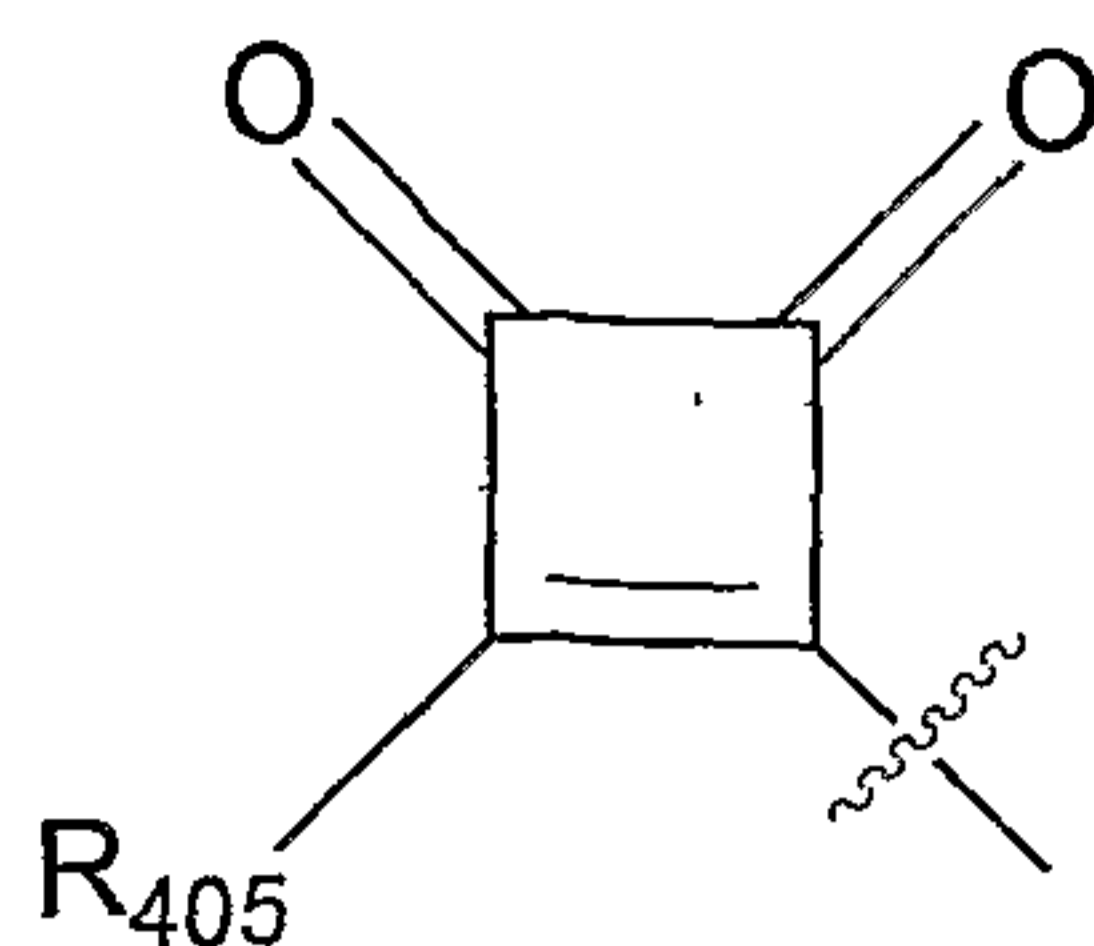
R₁₆ is selected from hydrogen and alkyl;

or

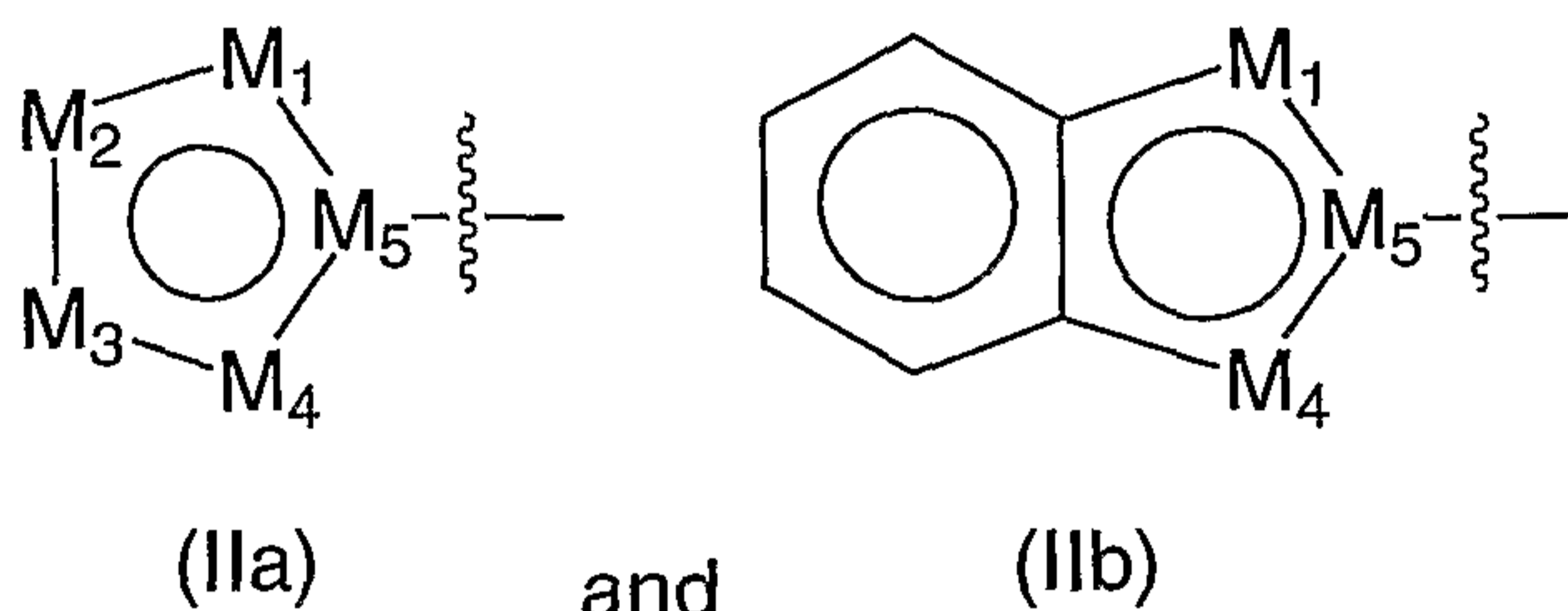
R₁ is selected from

- alkyl optionally substituted with at least one group independently selected from R_{200} ,
- OH,
- 5 -O-alkyl optionally substituted with at least one group independently selected from R_{200} ,
- O-aryl optionally substituted with at least one group independently selected from R_{200} ,
- NH-alkyl optionally substituted with at least one group independently selected from R_{200} ,
- 10 -heterocycloalkyl, (wherein at least one carbon is optionally replaced with a group independently selected from $-(CR_{245}R_{250})-$, $-O-$, $-C(O)-$, $-C(O)C(O)-$, $-N(R_{200})_{0-2}$, and $-S(O)_{0-2}$, and wherein the heterocycloalkyl is optionally substituted with at least one group independently selected from R_{200}),
- 15 -NH-heterocycloalkyl, wherein at least one carbon is optionally replaced with a group independently selected from $-(CR_{245}R_{250})-$, $-O-$, $-C(O)-$, $-C(O)C(O)-$, $-N(R_{200})_{0-2}$, and $-S(O)_{0-2}$, and wherein the heterocycloalkyl is optionally substituted with at least one group independently selected from R_{200} ,
- 20 $-C(O)-N(R_{315})(R_{320})$, wherein R_{315} and R_{320} are each independently selected from -H, alkyl, and phenyl,
- NH- R_{400} ,
- R_{400} ,
- NH- R_{500} ,
- 25 - R_{500} ,
- NH- R_{600} ,
- R_{600} , and
- R_{700} ;

R_{400} is



wherein R_{405} is selected from -H, $-N(R_{515})_2$ and O-alkyl;
 R_{500} is a heteroaryl selected from (IIa) and (IIb)



5 wherein

M_1 and M_4 are independently selected from

-C(R_{505})-,

-N-,

-N(R_{515})-,

10 -S-, and

-O-;

M_2 and M_3 are independently selected from

-C(R_{510})-,

-N(R_{520})₀₋₁-,

15 -S-, and

-O-;

M_5 is selected from -C- and -N-;

R_{505} is independently selected from

-H,

20 -alkyl,

-halogen,

-NO₂,

-CN,

R_{200} , and

25 -phenyl;

R_{510} is independently selected from

-H,
 -alkyl,
 -halogen,
 -amino,
 -CF₃,
 R_{200} , and
 -phenyl;

5

R_{515} is independently selected from

-H,
 -alkyl, and
 -phenyl;

10

R_{520} is independently selected from

-H,
 -alkyl,
 -(CH₂)₀₋₂-phenyl, and
 -C(Ph)₃;

15

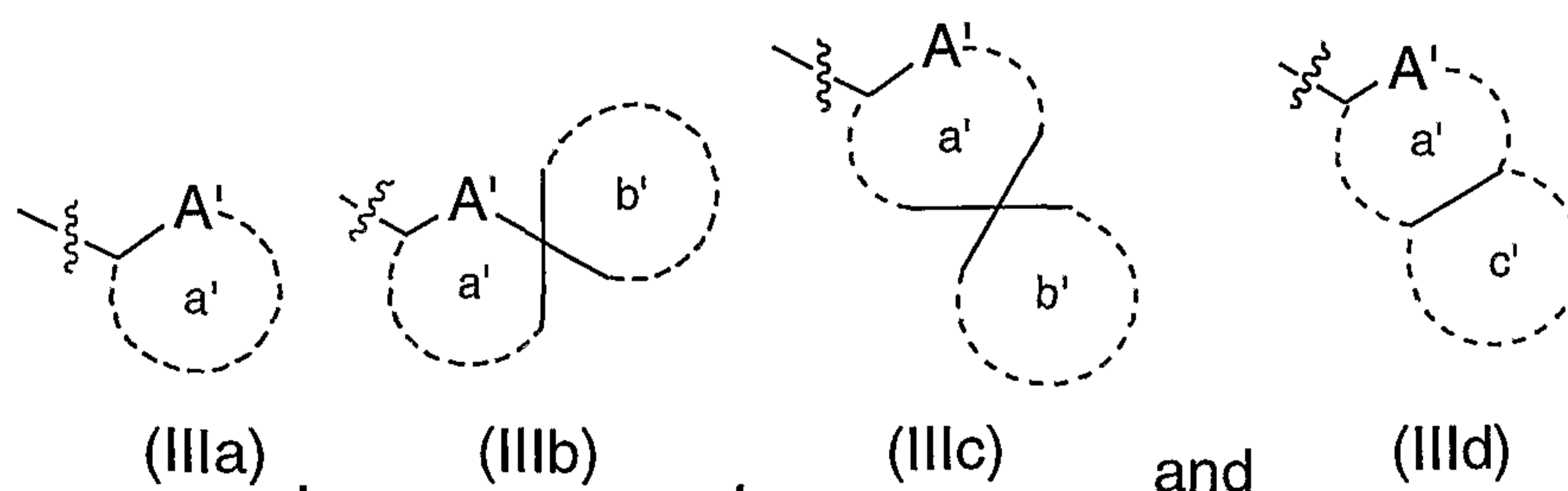
R_{600} is a monocyclic, bicyclic, or tricyclic heteroaryl ring system of 6, 7, 8, 9, 10, 11, 12, 13, or 14 atoms, optionally substituted with at least one group independently selected from $-R_{605}$;

20

R_{605} is selected from -H, -halogen, -alkyl, -phenyl, -CO₂-alkyl, -NO₂, -CN, -NH₂, -NR₂₂₀R₂₂₅, -thioalkyl, -CF₃, -OH, -O-alkyl, and -heterocycloalkyl;

R_{700} is aryl optionally substituted with at least one $-R_{205}$;

R_c is selected from formulae (IIIa), (IIIb), (IIIc), and (III d)



wherein

A' is -NH-;

ring a' is a 5, 6, or 7 membered cycloalkyl ring;

ring b' is a 5, 6, or 7 membered cycloalkyl ring;

ring c' is a 5 or 6 membered aromatic ring or a 5, 6, or 7 membered cycloalkyl ring;

5 wherein at least one carbon of cycloalkyl rings a', b' and c' of formulae (IIIa), (IIIb), (IIIc), and (IIId) is optionally replaced with a group independently selected from -C(O)-, -NH-, -N-, -N(R₂₀₀)-, -O-, -S(O)₀₋₂-, and -N(S(O)₀₋₂-R₂₀₀)-;

10 wherein at least one carbon of aromatic ring c' of formula (IIId) is optionally replaced with a group independently selected from -C(R₂₀₀)-, -O-, -S(O)₀₋₂-, -N-, -NH-, -N(S(O)₀₋₂-R₂₀₀)-, and -N(R₂₀₀)-;

wherein each aryl, heteroaryl, cycloalkyl, or heterocycloalkyl within R_c is optionally substituted with at least one group independently selected from R₂₀₀; and

15 wherein each cycloalkyl and heterocycloalkyl within formulae (IIIa), (IIIb), (IIIc), and (IIId) optionally contains at least one double bond;

R₂₀₀ at each occurrence is independently selected from

-alkyl optionally substituted with at least one group independently selected from R₂₀₅,

20 -OH,

-NO₂,

-halogen,

-CN,

-(CH₂)₀₋₄-C(O)H,

25 -(CO)₀₋₁R₂₁₅,

-(CO)₀₋₁R₂₂₀,

-(CH₂)₀₋₄-(CO)₀₋₁-NR₂₂₀R₂₂₅,

-(CH₂)₀₋₄-(CO)₀₋₁-NH(R₂₁₅),

-(CH₂)₀₋₄-C(O)-alkyl,

30 -(CH₂)₀₋₄-(CO)₀₋₁-cycloalkyl,

-(CH₂)₀₋₄-(CO)₀₋₁-heterocycloalkyl,

-(CH₂)₀₋₄-(CO)₀₋₁-aryl,

-(CH₂)₀₋₄-(CO)₀₋₁-heteroaryl,

-(CH₂)₀₋₄-C(O)-O-R₂₁₅,

-(CH₂)₀₋₄-SO₂-NR₂₂₀R₂₂₅,

-(CH₂)₀₋₄-S(O)₀₋₂-alkyl,

5 -(CH₂)₀₋₄-S(O)₀₋₂-cycloalkyl,

-(CH₂)₀₋₄-N(H or R₂₁₅)-C(O)-O-R₂₁₅,

-(CH₂)₀₋₄-N(H or R₂₁₅)-SO₂-R₂₂₀,

-(CH₂)₀₋₄-N(H or R₂₁₅)-C(O)-N(R₂₁₅)₂,

-(CH₂)₀₋₄-N(H or R₂₁₅)-C(O)-R₂₂₀,

10 -(CH₂)₀₋₄-O-C(O)-alkyl,

-(CH₂)₀₋₄-O-(R₂₁₅),

-(CH₂)₀₋₄-S-(R₂₁₅),

-(CH₂)₀₋₄-O-alkyl optionally substituted with at least one halogen,
and

15 -adamantane;

wherein each aryl and heteroaryl group included within R₂₀₀ is optionally substituted with at least one group independently selected from R₂₀₅, R₂₁₀, and alkyl (optionally substituted with at least one group independently selected from R₂₀₅ and R₂₁₀);

20 wherein each cycloalkyl or heterocycloalkyl group included within R₂₀₀ is optionally substituted with at least one group independently selected from R₂₁₀;

R₂₀₅ at each occurrence is independently selected from

-alkyl,

25 -haloalkoxy,

-(CH₂)₀₋₃-cycloalkyl,

-halogen,

-(CH₂)₁₋₆-OH,

-O-aryl,

30 -OH,

-SH,

-(CH₂)₀₋₄-C(O)H,

-C(O)-NHR₂₁₅,
 -C(O)-alkyl,
 -C(O)-NR₂₃₅R₂₄₀, and
 -S(O)₂-NR₂₃₅R₂₄₀;

5 R₂₁₅ at each occurrence is independently selected from

-alkyl,
 -(CH₂)₀₋₂-aryl,
 -(CH₂)₀₋₂-cycloalkyl,
 -(CH₂)₀₋₂-heteroaryl,
 10 -(CH₂)₀₋₂-heterocycloalkyl, and
 -CO₂-CH₂-aryl;

wherein the aryl group included within R₂₁₅ is optionally substituted with at least one group independently selected from R₂₀₅ and R₂₁₀, and wherein the heterocycloalkyl and heteroaryl groups included within R₂₁₅ are
 15 optionally substituted with at least one group independently selected from R₂₁₀;

R₂₂₀ and R₂₂₅ at each occurrence are independently selected from

-H,
 -alkyl,
 20 -(CH₂)₀₋₄-C(O)H,
 -alkylhydroxyl,
 -alkoxycarbonyl,
 -alkylamino,
 -S(O)₂-alkyl,
 25 -alkanoyl optionally substituted with at least one halogen,
 -C(O)-NH₂,
 -C(O)-NH(alkyl),
 -C(O)-N(alkyl)(alkyl),
 -haloalkyl,
 30 -(CH₂)₀₋₂-cycloalkyl,
 -(alkyl)-O-(alkyl),
 -aryl,

-heteroaryl, and
 -heterocycloalkyl;

wherein the aryl, heteroaryl, cycloalkyl, and heterocycloalkyl groups included within R_{220} and R_{225} are each optionally substituted with at least one group independently selected from R_{270} ;

5

R_{270} at each occurrence is independently selected from

- R_{205} ,
 -alkyl optionally substituted with at least one group independently selected from R_{205} ,

10

-aryl,
 -halogen,
 -alkoxy,
 -haloalkoxy,
 - $NR_{235}R_{240}$,

15

-OH,
 -CN,
 -cycloalkyl optionally substituted with at least one group independently selected from R_{205} ,

20

-C(O)-alkyl,
 - $S(O)_2-NR_{235}R_{240}$,
 -C(O)- $NR_{235}R_{240}$,
 - $S(O)_2$ -alkyl, and
 - $(CH_2)_{0-4}-C(O)H$;

R_{235} and R_{240} at each occurrence are independently selected from

25

-H,
 -OH,
 - CF_3 ,
 - OCH_3 ,
 - $NHCH_3$,

30

- $N(CH_3)_2$,
 - $(CH_2)_{0-4}-C(O)(H \text{ or alkyl})$,
 -alkyl,

-alkanoyl,
 -SO₂-alkyl, and
 -aryl.

2. The compound according to claim 1, wherein R₁ is selected from
 5 -CH₂-aryl, wherein the aryl ring is optionally substituted with at least one group
 independently selected from halogen, C₁-C₂ alkyl, C₁-C₂ alkoxy, and -OH.

3. The compound according to claim 1, wherein R₁ is selected from
 3-allyloxy-5-fluoro-benzyl, 3-benzyloxy-5-fluoro-benzyl, 4-hydroxy-benzyl, 3-
 hydroxy-benzyl, 3-propyl-thiophen-2-yl-methyl, 3,5-difluoro-2-propylamino-benzyl,
 10 2-ethylamino-3,5-difluoro-benzyl, 2-hydroxy-5-methyl-benzamide, 3-fluoro-5-[2-(2-
 methoxy-ethoxy)-ethoxy]-benzyl, 3-fluoro-5-heptyloxy-benzyl, and 3-fluoro-5-
 hexyloxy-benzyl, 4-hydroxy-benzyl, 3-hydroxy-benzyl, 5-chloro-thiophen-2-yl-
 methyl, 5-chloro-3-ethyl-thiophen-2-yl-methyl, 3,5-difluoro-2-hydroxy-benzyl,
 piperidin-4-yl-methyl, 2-oxo-piperidin-4-yl-methyl, 2-oxo-1,2-dihydro-pyridin-4-yl-
 15 methyl, 5-hydroxy-6-oxo-6H-pyran-2-yl-methyl, 3,5-difluoro-4-hydroxy-benzyl, 3,5-
 difluoro-benzyl, 3-fluoro-4-hydroxy-benzyl, 3-fluoro-5-hydroxy-benzyl, and 3-
 fluoro-benzyl.

4. The compound according to claim 1, wherein R₂ is selected from
 -NH-C(O)CH₃, -NH-C(O)-CH(halogen)₂, and -NH-C(O)CH₂(halogen)..

20 5. The compound according to claim 1, wherein R₂ is selected from
 hydrogen, 3-Allyl-5-benzyl-2-oxo-imidazolidin-1-yl, 6-Benzyl-3,3-dimethyl-2-oxo-
 piperazin-1-yl, 3-Allyl-5-benzyl-2-oxo-pyrrolidin-1-yl, 5-Benzyl-3-isobutyl-2-oxo-
 imidazolidin-1-yl, 3-Benzyl-5-methyl-1,1-dioxo-1λ⁶-[1,2,5]thiadiazolidin-2-yl, 3-
 Benzyl-1,1-dioxo-1λ⁶-isothiazolidin-2-yl, 2-Benzyl-5-oxo-pyrrolidin-1-yl, 5-Benzyl-
 25 3-ethyl-2-oxo-pyrrolidin-1-yl, 3-Amino-5-benzyl-2-oxo-pyrrolidin-1-yl, 3-
 Acetylamino-5-benzyl-2-oxo-pyrrolidin-1-yl, 5-Benzyl-3-[1,3]dioxolan-4-ylmethyl-2-
 oxo-pyrrolidin-1-yl, 3-Benzyl-5-oxo-morpholin-4-yl, 2-Benzyl-6-oxo-piperazin-1-yl,
 8-Benzyl-6-methyl-10-oxo-6,9-diaza-spiro[4.5]dec-9-yl, 5-Benzyl-3-furan-2-
 ylmethylene-2-oxo-pyrrolidin-1-yl, 3-acetylamino-3-(sec-butyl)-2-oxo-pyrrolidin-1-
 30 yl, 3-acetylamino-3-(cyclopropylmethyl)-2-oxo-pyrrolidin-1-yl, 3-(2-amino-5-

carboxypentanoylamino)-3-(sec-butyl)-2-oxo-pyrrolidin-1-yl, 3-(2-methoxy-acetylamino)-3-(sec-butyl)-2-oxo-pyrrolidin-1-yl, 3-ethoxycarbonylamino-3-(sec-butyl)-2-oxo-pyrrolidin-1-yl, 3-ethylureido-3-(sec-butyl)-2-oxo-pyrrolidin-1-yl, 3-hydroxypropionylamino-3-(sec-butyl)-2-oxo-pyrrolidin-1-yl, 3-Bromo-
 5 [1,2,4]thiadiazol-5-ylamino, [1,2,4]thiadiazol-5-ylamino, 4-Chloro-[1,2,5]thiadiazol-3-ylamino, [1,2,5]thiadiazol-3-ylamino, thiazol-2-ylamino, 5-Bromo-[1,3,4]thiadiazol-2-ylamino, [1,3,4]thiadiazol-2-ylamino, 5-Amino-[1,3,4]thiadiazol-2-ylamino, 2-Bromo-thiazol-5-ylamino, thiazol-5-ylamino, 5-trifluoromethyl-
 10 [1,3,4]thiadiazol-2-ylamino, 5-trifluoromethyl-[1,3,4]oxadiazol-2-ylamino, 5-Amino-[1,3,4]oxadiazol-2-ylamino, 1-trityl-1H-[1,2,4]triazol-3-ylamino, 1H-[1,2,4]triazol-3-ylamino, oxazol-2-ylamino, 5-Bromo-2-trityl-2H-[1,2,3]triazol-4-ylamino, 2-trityl-2H-[1,2,3]triazol-4-ylamino, 5-Bromo-2H-[1,2,3]triazol-4-ylamino, 2H-[1,2,3]triazol-4-ylamino, thiophen-2-ylamino, 3-methyl-5-nitro-3H-imidazol-4-ylamino, 4-Cyano-5-phenyl-isothiazol-3-ylamino, 4-phenyl-[1,2,5]thiadiazol-3-ylamino, 3,4-dioxo-
 15 cyclobut-1-enylamino, 2-methoxy-3,4-dioxo-cyclobut-1-enylamino, and 2-methylamino-3,4-dioxo-cyclobut-1-enylamino.

6. The compound according to claim 1, wherein R_C is selected from 4-Butyl-4-hydroxy-piperidin-2-yl, (4,4-dimethyl-pentyl)-4-hydroxy-piperidin-2-yl, 4-Butyl-4-hydroxy-1-aza-spiro[5.5]undec-2-yl, 6-ethyl-1,2,3,4-tetrahydro-isoquinolin-
 20 3-yl, 4-oxo-piperidin-2-yl, 4-propyl-piperidin-2-yl, 2-piperidin-2-yl, 4-(4-ethyl-phenyl)-piperidin-2-yl, 5-Butyl-4-oxo-piperidin-2-yl, 5-(3-ethyl-phenyl)-4-oxo-piperidin-2-yl, and 2-(Decahydro-isoquinolin-3-yl)..

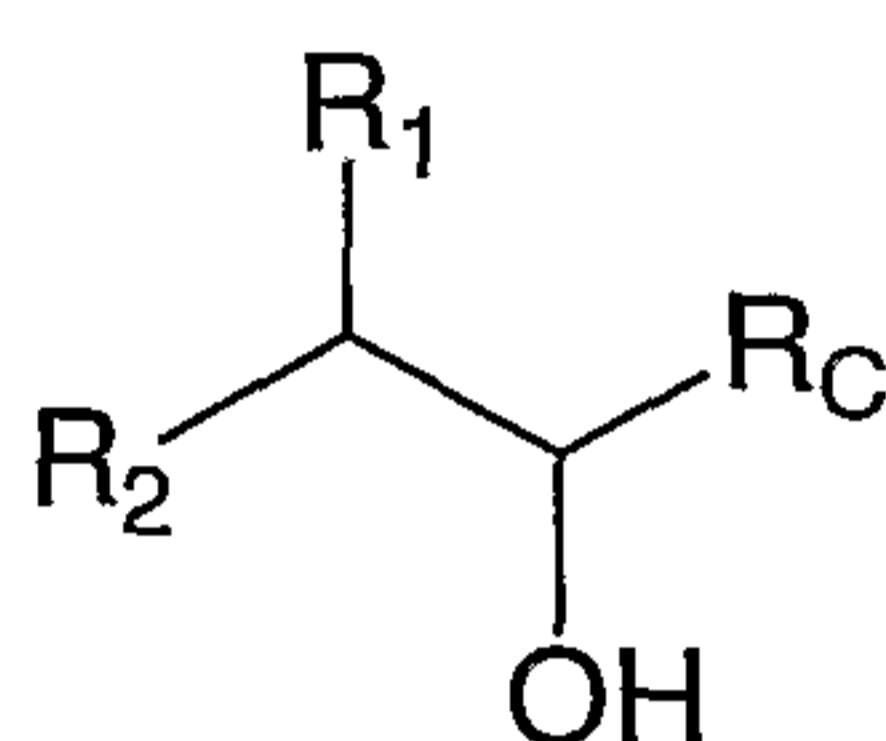
7. The compound according to claim 1, wherein the compound of formula (I) is selected from
 25 4-butyl-2-(3-(3,5-difluorophenyl)-1-hydroxypropyl)piperidin-4-ol, 2-[3-(3,5-Difluorophenyl)-1-hydroxy-propyl]-4-(4,4-dimethyl-pentyl)-piperidin-4-ol, 4-Butyl-2-[3-(3,5-difluoro-phenyl)-1-hydroxy-propyl]-1-aza-spiro[5.5]undecan-4-ol, 3-(3,5-Difluoro-phenyl)-1-(6-ethyl-1,2,3,4-tetrahydro-isoquinolin-3-yl)-propan-1-ol, 3-(4-Butyl-4-hydroxy-piperidin-2-yl)-2-(3,5-difluoro-benzyl)-3-hydroxy-N-methyl-propionamide,
 30 2-(3,5-Difluoro-benzyl)-3-[4-(4,4-dimethyl-pentyl)-4-hydroxy-piperidin-2-yl]-3-

hydroxy-N-methyl-propionamide, 3-(4-Butyl-4-hydroxy-1-aza-spiro[5.5]undec-2-yl)-2-(3,5-difluoro-benzyl)-3-hydroxy-N-methyl-propionamide, 2-(3,5-Difluoro-benzyl)-3-(6-ethyl-1,2,3,4-tetrahydro-isoquinolin-3-yl)-3-hydroxy-N-methyl-propionamide, 4-Butyl-2-[3-(3,5-difluoro-phenyl)-1-hydroxy-2-(1H-imidazol-2-yl)-propyl]-piperidin-4-ol, 2-[3-(3,5-Difluoro-phenyl)-1-hydroxy-2-(1H-imidazol-2-yl)-propyl]-4-(4,4-dimethyl-pentyl)-piperidin-4-ol, 4-Butyl-2-[3-(3,5-difluoro-phenyl)-1-hydroxy-2-(1H-imidazol-2-yl)-propyl]-1-aza-spiro[5.5]undecan-4-ol, 3-(3,5-Difluoro-phenyl)-1-(6-ethyl-1,2,3,4-tetrahydro-isoquinolin-3-yl)-2-(1H-imidazol-2-yl)-propan-1-ol, 4-Butyl-2-[3-(3,5-difluoro-phenyl)-1-hydroxy-2-(5-trifluoromethyl-[1,3,4]oxadiazol-2-yl)-propyl]-piperidin-4-ol, 2-[3-(3,5-Difluoro-phenyl)-1-hydroxy-2-(5-trifluoromethyl-[1,3,4]oxadiazol-2-yl)-propyl]-4-(4,4-dimethyl-pentyl)-piperidin-4-ol, 4-Butyl-2-[3-(3,5-difluoro-phenyl)-1-hydroxy-2-(5-trifluoromethyl-[1,3,4]oxadiazol-2-yl)-propyl]-1-aza-spiro[5.5]undecan-4-ol, 3-(3,5-Difluoro-phenyl)-1-(6-ethyl-1,2,3,4-tetrahydro-isoquinolin-3-yl)-2-(5-trifluoromethyl-[1,3,4]oxadiazol-2-yl)-propan-1-ol, 4-Butyl-2-[3-(3,5-difluoro-phenyl)-1-hydroxy-2-([1,2,4]thiadiazol-5-ylamino)-propyl]-piperidin-4-ol, 2-[3-(3,5-Difluoro-phenyl)-1-hydroxy-2-([1,2,4]thiadiazol-5-ylamino)-propyl]-4-(4,4-dimethyl-pentyl)-piperidin-4-ol, 4-Butyl-2-[3-(3,5-difluoro-phenyl)-1-hydroxy-2-([1,2,4]thiadiazol-5-ylamino)-propyl]-1-aza-spiro[5.5]undecan-4-ol, 3-(3,5-Difluoro-phenyl)-1-(6-ethyl-1,2,3,4-tetrahydro-isoquinolin-3-yl)-2-([1,2,4]thiadiazol-5-ylamino)-propan-1-ol, 3-[2-(4-Butyl-4-hydroxy-piperidin-2-yl)-1-(3,5-difluoro-benzyl)-2-hydroxy-ethylamino]-4-methylamino-cyclobut-3-ene-1,2-dione, 3-{1-(3,5-Difluoro-benzyl)-2-[4-(4,4-dimethyl-pentyl)-4-hydroxy-piperidin-2-yl]-2-hydroxy-ethylamino}-4-methylamino-cyclobut-3-ene-1,2-dione, 3-[2-(4-Butyl-4-hydroxy-1-aza-spiro[5.5]undec-2-yl)-1-(3,5-difluoro-benzyl)-2-hydroxy-ethylamino]-4-methylamino-cyclobut-3-ene-1,2-dione, 3-[1-(3,5-Difluoro-benzyl)-2-(6-ethyl-1,2,3,4-tetrahydro-isoquinolin-3-yl)-2-hydroxy-ethylamino]-4-methylamino-cyclobut-3-ene-1,2-dione, 5-[3-(3,5-Difluoro-phenyl)-1-hydroxy-propyl]-2-ethyl-pyrrolidin-2-ol, 3-(3,5-Difluoro-phenyl)-1-(4,5,6,7-tetrahydro-1H-pyrrolo[3,2-c]pyridin-6-yl)-propan-1-ol, 9-Butyl-7-[3-(3,5-difluoro-phenyl)-1-hydroxy-propyl]-6-aza-spiro[4.5]decan-9-ol, 3-(3,5-Difluoro-phenyl)-1-(1,2,3,4-tetrahydro-[2,6]naphthyridin-3-yl)-propan-1-ol, 2-(1-Hydroxy-3-phenyl-propyl)-piperidin-4-one, 2-[3-(3,5-Difluoro-phenyl)-1-hydroxy-propyl]-

piperidin-4-one, 3-(3,5-Difluoro-phenyl)-1-(4-propyl-piperidin-2-yl)-propan-1-ol, 3-(3,5-Difluoro-phenyl)-1-piperidin-2-yl-propan-1-ol, 3-(3,5-Difluoro-phenyl)-1-[4-(4-ethyl-phenyl)-piperidin-2-yl]-propan-1-ol, 5-Butyl-2-[3-(3,5-difluoro-phenyl)-1-hydroxy-propyl]-piperidin-4-one, 2-[3-(3,5-Difluoro-phenyl)-1-hydroxy-propyl]-5-(3-ethyl-phenyl)-piperidin-4-one, 1-(Decahydro-isoquinolin-3-yl)-3-(3,5-difluoro-phenyl)-propan-1-ol, or at least one pharmaceutically acceptable salt thereof.

8. A method of preventing or treating at least one condition that benefits from inhibition of at least one aspartyl-protease, comprising:

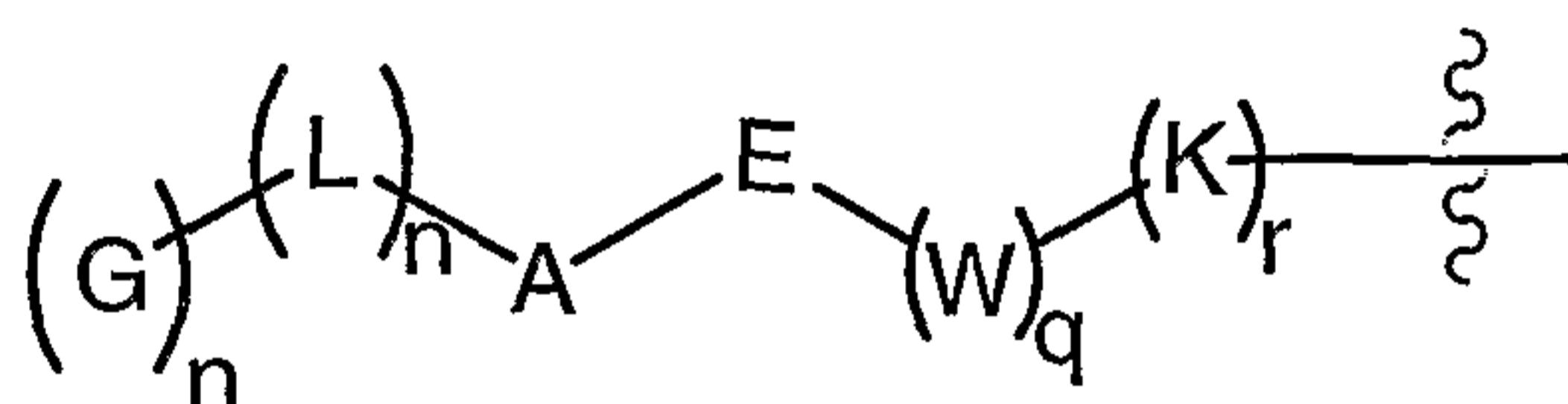
administering to a host a composition comprising a therapeutically effective amount of at least one compound of formula (I),



(I)

or at least one pharmaceutically acceptable salt thereof; wherein

R_1 is



wherein

n is 0 or 1;

q is 0 or 1;

r is 0, 1, or 2;

K is selected from

$-(CR_{3a}R_{3b})-$,

$-O-$,

$-SO_2-$,

$-C(O)-$, and

$-CH(NR_{55}R_{60})-$;

R_{55} and R_{60} are each independently selected from hydrogen and alkyl;

R_{3a} and R_{3b} are independently selected from

-hydrogen,

-halogen,

-O-alkyl, and

5 -alkyl optionally substituted with at least one group
independently selected from halogen, -CN, -CF₃, and -
OH;

W is selected from $-(CH_2)_{1-4}-$, -O-, $-S(O)_{0-2}-$, $-N(R_{55})-$, and $-C(O)-$;

E is a bond or alkyl;

10 A is selected from

-aryl optionally substituted with at least one group independently
selected from R_{50} ,

-cycloalkyl optionally substituted with at least one group
independently selected from R_{50} ,

15 -heteroaryl optionally substituted with at least one group
independently selected from R_{50} , and

-heterocycle optionally substituted with at least one group
independently selected from R_{50} , wherein at least one atom
of the heterocycle is optionally replaced with $-C(O)-$ and -
20 $S(O)_{0-2}-$;

wherein at least one heteroatom of the heteroaryl or heterocycle is
optionally substituted with a group independently selected
from $-(CO)_{0-1}R_{215}$, $-(CO)_{0-1}R_{220}$, $-S(O)_{0-2}R_{200}$, and $-N(R_{200})-$
25 $S(O)_{0-2}R_{200}$;

R_{50} is independently selected from

-OH,

-halogen,

-OCF₃,

-NO₂,

30 -CN,

-N(R)C(O)R,

-CO₂-R,

- NH-CO₂-R,
 -O-(alkyl)-CO₂H,
 -NRR',
 -SR,
 5 -CH₂OH,
 -C(O)-R₂₅,
 -C(O)NRR',
 -SO₂NRR',
 -S(O)₁₋₂R₂₅,
 10 -alkyl optionally substituted with at least one group
 independently selected from -CF₃, halogen, -O-
 alkyl, -OCF₃, -NRR', -OH, and -CN,
 -cycloalkyl optionally substituted with at least one
 group independently selected from -CF₃,
 15 halogen, -O-alkyl, -OCF₃, -NRR', -OH, and -CN,
 -O-alkyl optionally substituted with at least one group
 independently selected from -CF₃, halogen, -O-
 alkyl, -OCF₃, -NRR', -OH, and -CN,
 -O-benzyl optionally substituted with at least one group
 20 independently selected from -H, -OH, halogen,
 and alkyl,
 -O-(CH₂)₀₋₂-O-(CH₂)₁₋₂-O-alkyl, and
 -(CH₂)₀₋₂-O-(CH₂)₁₋₂-OH;
- R and R' are each independently selected from hydrogen,
 25 alkyl, -(CH₂)₀₋₂-aryl and -(CH₂)₀₋₂-cycloalkyl, wherein
 each aryl or cycloalkyl is optionally substituted with at
 least one group independently selected from halogen,
 hydroxy, alkyl, -O-alkyl, amino, monoalkylamino, and
 dialkylamino;
- 30 R₂₅ is selected from alkyl, -(CH₂)₀₋₂-aryl and
 -(CH₂)₀₋₂-cycloalkyl, wherein each aryl or cycloalkyl is
 optionally substituted with at least one group

independently selected from halogen, hydroxy, alkyl,
-O-alkyl, amino, monoalkylamino, and dialkylamino;

L is selected from a bond, -C(O)-, -S(O)₁₋₂-, -O-, -C(R₁₁₀)(R₁₁₂)O-,
-OC(R₁₁₀)(R₁₁₂)-, -N(R₁₁₀)-, -C(O)N(R₁₁₀)-, -N(R₁₁₀)C(O)-, -
5 C(R₁₁₀)(R')-, -C(OH)R₁₁₀-, -SO₂NR₁₁₀-, -N(R₁₁₀)SO₂-, -
N(R₁₁₀)C(O)N(R₁₁₂)-, -N(R₁₁₀)C(S)N(R₁₁₂)-, -OCO₂-, -NCO₂-, and
-OC(O)N(R₁₁₀)-;

R₁₁₀ and R₁₁₂ are each independently selected from

-hydrogen and

10 -alkyl optionally substituted with at least one group
independently selected from -OH, -O-alkyl, and
halogen;

G is selected from

15 -alkyl (optionally substituted with at least one group independently
selected from -CO₂H, -CO₂(alkyl), -O-alkyl, -OH, -NRR', alkyl,
-haloalkyl, -alkyl-O-alkyl), aryl (optionally substituted with at
least one group independently selected from R₅₀), and
heteroaryl (optionally substituted with at least one group
independently selected from R₅₀);

20 -(CH₂)₀₋₃-cycloalkyl wherein cycloalkyl is optionally substituted with
at least one group independently selected from -CO₂H, -
CO₂-(alkyl), -O-alkyl, -OH, -NH₂, haloalkyl, alkyl, -alkyl-O-
alkyl, mono(alkyl)amino, di(alkyl) amino, aryl (optionally
substituted with at least one group independently selected
25 from R₅₀), and heteroaryl (optionally substituted with at least
one group independently selected from R₅₀);

-(CRR)₁₋₄-aryl wherein the aryl is optionally substituted with at least
one group independently selected from R₅₀,

30 -(CH₂)₁₋₄-heteroaryl wherein the heteroaryl is optionally substituted
with at least one group independently selected from R₅₀,

-(CH₂)₀₋₄-heterocycle, wherein the heterocycle is optionally substituted with at least one group independently selected from R₅₀, and

-C(R₁₀)(R₁₂)-C(O)-NH-R₁₄;

5 R₁₀ and R₁₂ are each independently selected from

-H,

-alkyl,

-(alkyl)₀₋₁-aryl,

-(alkyl)₀₋₁-heteroaryl,

10 -(alkyl)₀₋₁-heterocycle,

-aryl,

-heteroaryl,

-heterocycle,

-(CH₂)₁₋₄-OH,

15 -(CH₂)₁₋₄-Z-(CH₂)₁₋₄-aryl, and

-(CH₂)₁₋₄-Z-(CH₂)₁₋₄-heteroaryl,

wherein the heterocycle, aryl, and heteroaryl groups included within R₁₀ and R₁₂ are optionally substituted with at least one group independently selected from R₅₀;

Z is selected from -O-, -S-, and -NR₁₆-;

R₁₄ is:

-H,

-alkyl,

25 -aryl,

-heteroaryl,

-heterocycle,

-(alkyl)-aryl,

-(alkyl)-heteroaryl,

30 -(alkyl)-, and

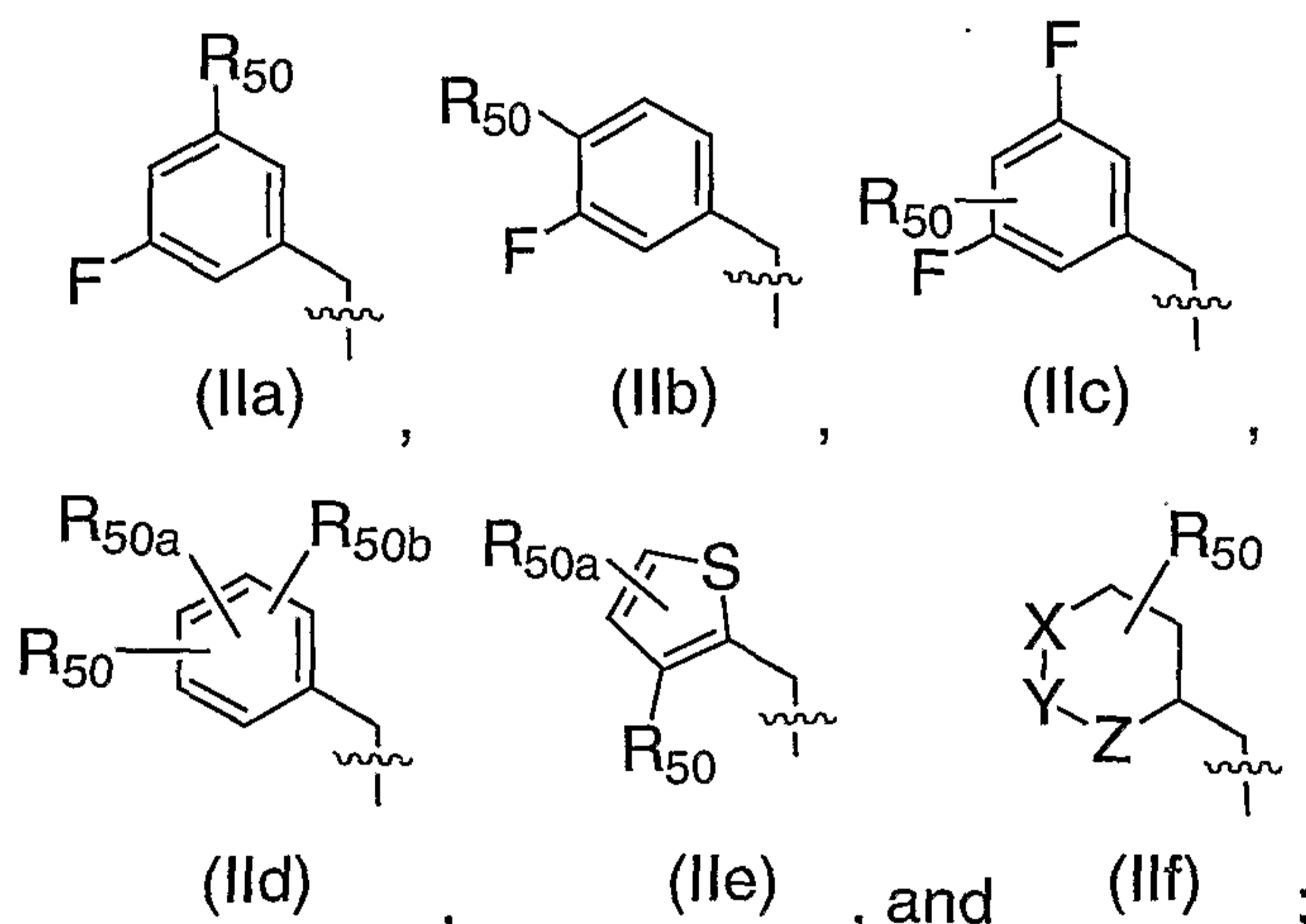
-(CH₂)₀₋₂-O-(CH₂)₀₋₂-OH;

wherein the heterocycle, aryl, and heteroaryl groups included within R_{14} are optionally substituted with at least one group independently selected from R_{50} ;

5 R_{16} is selected from hydrogen and alkyl;

or

R_1 is selected from



10 wherein

X, Y, and Z are independently selected from $-C(H)_{0-2}-$, $-O-$, $-C(O)-$, $-NH-$, and $-N-$;

wherein at least one bond of the (IIf) ring may optionally be a double bond;

15 R_{50} , R_{50a} , and R_{50b} are independently selected from $-H$, halogen, $-OH$, $-SH$, $-CN$, $-C(O)$ -alkyl, $-NR_7R_8$, $-NO_2$, $-S(O)_{0-2}$ -alkyl, alkyl, alkoxy, $-O$ -benzyl (optionally substituted with at least one group independently selected from $-H$, $-OH$, and alkyl), $-C(O)$ - NR_7R_8 , alkyloxy, alkoxyalkoxyalkoxy, and cycloalkyl;

20 wherein the alkyl, alkoxy, and cycloalkyl groups within R_{50} , R_{50a} , and R_{50b} are optionally substituted with at least one group independently selected from alkyl, halogen, OH , NR_5R_6 , CN , haloalkoxy, NR_7R_8 , and alkoxy;

R_5 and R_6 are independently selected from $-H$ and alkyl, or

R_5 and R_6 , and the nitrogen to which they are attached, form a 5 or 6 membered heterocycloalkyl ring; and

R_7 and R_8 are independently selected from -H, alkyl optionally substituted with at least one group independently selected from -OH, -NH₂, and halogen, -cycloalkyl, and -alkyl-O-alkyl;

5

R_2 is selected from

-H,

-alkyl optionally substituted with at least one group independently selected from R_{200} ,

10

-OH,

-O-alkyl optionally substituted with at least one group independently selected from R_{200} ,

-O-aryl optionally substituted with at least one group independently selected from R_{200} ,

15

-NH-alkyl optionally substituted with at least one group independently selected from R_{200} ,

-heterocycloalkyl, (wherein at least one carbon is optionally replaced with a group independently selected from $-(CR_{245}R_{250})-$, -O-, -C(O)-, -C(O)C(O)-, $-N(R_{200})_{0-2}$, and $-S(O)_{0-2}$, and wherein the heterocycloalkyl is optionally substituted with at least one group independently selected from R_{200}),

20

-NH-heterocycloalkyl, wherein at least one carbon is optionally replaced with a group independently selected from $-(CR_{245}R_{250})-$, -O-, -C(O)-, -C(O)C(O)-, $-N(R_{200})_{0-2}$, and $-S(O)_{0-2}$, and wherein the heterocycloalkyl is optionally substituted with at least one group independently selected from R_{200} ,

25

-C(O)-N(R_{315})(R_{320}), wherein R_{315} and R_{320} are each independently selected from -H, alkyl, and phenyl,

-NH- R_{400} ,

30

- R_{400} ,

-NH- R_{500} ,

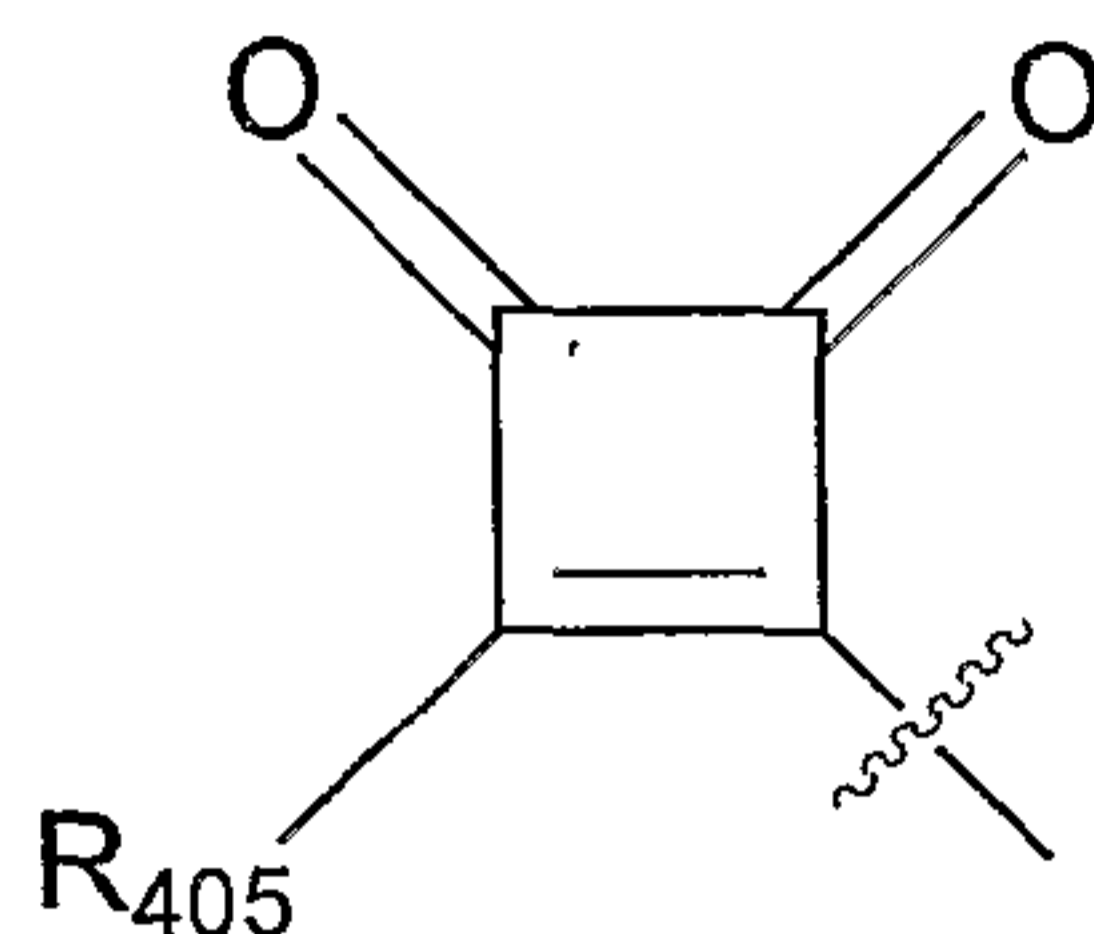
- R_{500} ,

-NH-R₆₀₀,

-R₆₀₀, and

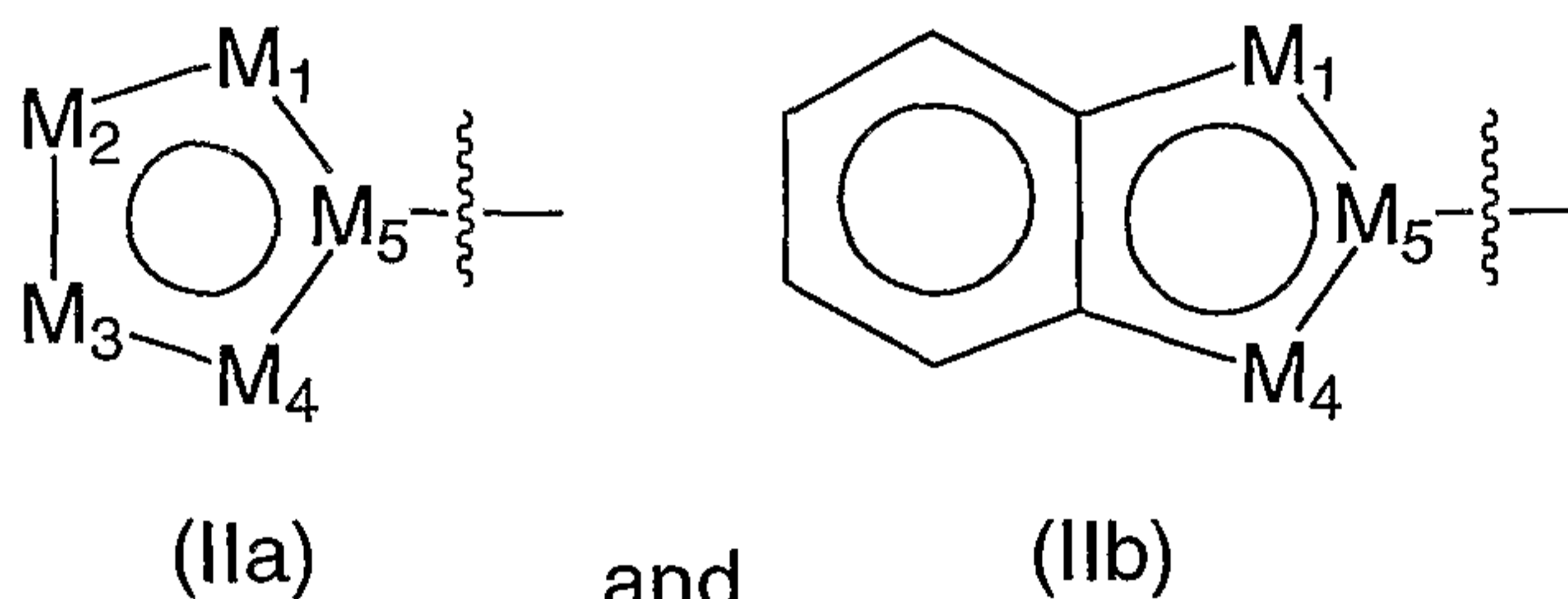
-R₇₀₀;

R₄₀₀ is



wherein R₄₀₅ is selected from -H, -N(R₅₁₅)₂ and O-alkyl;

R₅₀₀ is a heteroaryl selected from (IIa) and (IIb)



wherein

10 M₁ and M₄ are independently selected from

-C(R₅₀₅)-,

-N-,

-N(R₅₁₅)-,

-S-, and

15 -O-;

M₂ and M₃ are independently selected from

-C(R₅₁₀)-,

-N(R₅₂₀)₀₋₁-,

-S-, and

20 -O-;

M₅ is selected from -C- and -N-;

R₅₀₅ is independently selected from

-H,

-alkyl,

25 -halogen,

-NO₂,
 -CN,
 R₂₀₀, and
 -phenyl;

5 R₅₁₀ is independently selected from

-H,
 -alkyl,
 -halogen,
 -amino,

10 -CF₃,
 R₂₀₀, and
 -phenyl;

R₅₁₅ is independently selected from

15 -H,
 -alkyl, and
 -phenyl;

R₅₂₀ is independently selected from

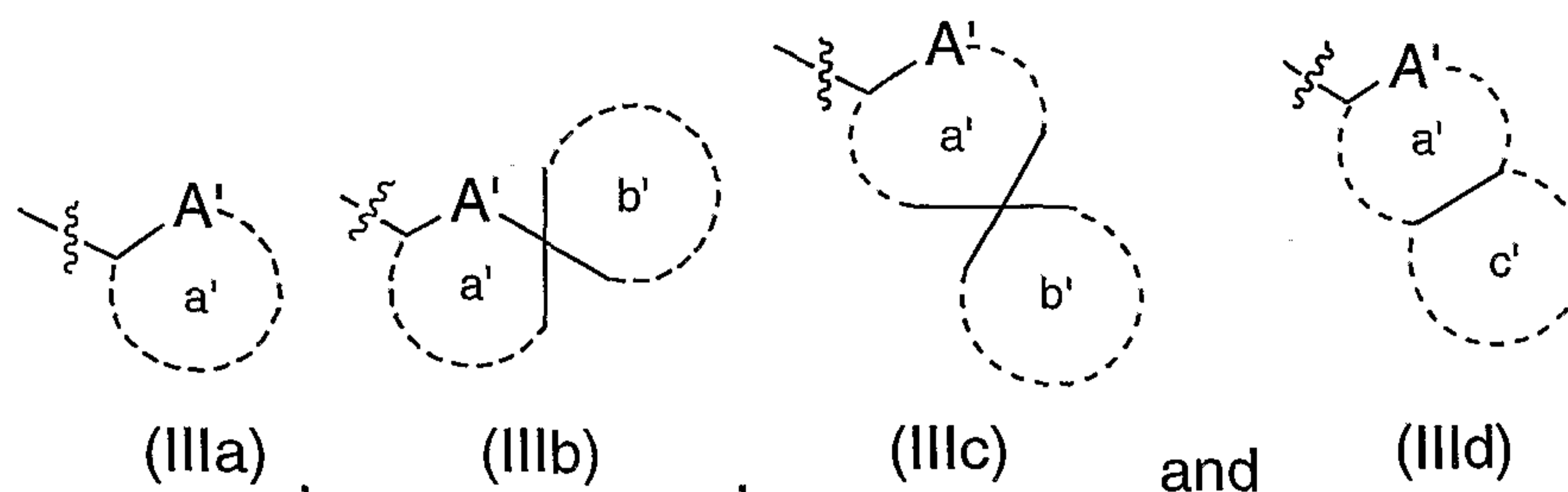
20 -H,
 -alkyl,
 -(CH₂)₀₋₂-phenyl, and
 -C(Ph)₃;

R₆₀₀ is a monocyclic, bicyclic, or tricyclic heteroaryl ring system of 6, 7, 8, 9, 10, 11, 12, 13, or 14 atoms, optionally substituted with at least one group independently selected from -R₆₀₅;

25 R₆₀₅ is selected from -H, -halogen, -alkyl, -phenyl, -CO₂-alkyl, -NO₂, -CN, -NH₂, -NR₂₂₀R₂₂₅, -thioalkyl, -CF₃, -OH, -O-alkyl, and -heterocycloalkyl;

R₇₀₀ is aryl optionally substituted with at least one -R₂₀₅;

R_c is selected from formulae (IIIa), (IIIb), (IIIc), and (IIId)



wherein

A' is -NH-;

ring a' is a 5, 6, or 7 membered cycloalkyl ring;

5 ring b' is a 5, 6, or 7 membered cycloalkyl ring;

ring c' is a 5 or 6 membered aromatic ring or a 5, 6, or 7 membered cycloalkyl ring;

10 wherein at least one carbon of cycloalkyl rings a', b' and c' of formulae (IIIa), (IIIb), (IIIc), and (III d) is optionally replaced with a group independently selected from -C(O)-, -NH-, -N-, -N(R₂₀₀)-, -O-, -S(O)₀₋₂-, and -N(S(O)₀₋₂-R₂₀₀)-;

wherein at least one carbon of aromatic ring c' of formula (III d) is optionally replaced with a group independently selected from -C(R₂₀₀)-, -O-, -S(O)₀₋₂-, -N-, -NH-, -N(S(O)₀₋₂-R₂₀₀)-, and -N(R₂₀₀)-;

15 wherein each aryl, heteroaryl, cycloalkyl, or heterocycloalkyl within R_c is optionally substituted with at least one group independently selected from R₂₀₀; and

wherein each cycloalkyl and heterocycloalkyl within formulae (IIIa), (IIIb), (IIIc), and (III d) optionally contains at least one double bond;

20 R₂₀₀ at each occurrence is independently selected from -alkyl optionally substituted with at least one group independently selected from R₂₀₅,

-OH,

-NO₂,

25 -halogen,

-CN,

-(CH₂)₀₋₄-C(O)H,

-(CO)₀₋₁R₂₁₅,

- 5 -(CO)₀₋₁R₂₂₀,
 -(CH₂)₀₋₄-(CO)₀₋₁-NR₂₂₀R₂₂₅,
 -(CH₂)₀₋₄-(CO)₀₋₁-NH(R₂₁₅),
 -(CH₂)₀₋₄-C(O)-alkyl,
 -(CH₂)₀₋₄-(CO)₀₋₁-cycloalkyl,
 -(CH₂)₀₋₄-(CO)₀₋₁-heterocycloalkyl,
 -(CH₂)₀₋₄-(CO)₀₋₁-aryl,
 -(CH₂)₀₋₄-(CO)₀₋₁-heteroaryl,
 10 -(CH₂)₀₋₄-C(O)-O-R₂₁₅,
 -(CH₂)₀₋₄-SO₂-NR₂₂₀R₂₂₅,
 -(CH₂)₀₋₄-S(O)₀₋₂-alkyl,
 -(CH₂)₀₋₄-S(O)₀₋₂-cycloalkyl,
 -(CH₂)₀₋₄-N(H or R₂₁₅)-C(O)-O-R₂₁₅,
 -(CH₂)₀₋₄-N(H or R₂₁₅)-SO₂-R₂₂₀,
 15 -(CH₂)₀₋₄-N(H or R₂₁₅)-C(O)-N(R₂₁₅)₂,
 -(CH₂)₀₋₄-N(H or R₂₁₅)-C(O)-R₂₂₀,
 -(CH₂)₀₋₄-O-C(O)-alkyl,
 -(CH₂)₀₋₄-O-(R₂₁₅),
 -(CH₂)₀₋₄-S-(R₂₁₅),
 20 -(CH₂)₀₋₄-O-alkyl optionally substituted with at least one halogen,
 and
 -adamantane;
 wherein each aryl and heteroaryl group included within R₂₀₀ is
 optionally substituted with at least one group independently selected from
 25 R₂₀₅, R₂₁₀, and alkyl (optionally substituted with at least one group
 independently selected from R₂₀₅ and R₂₁₀);
 wherein each cycloalkyl or heterocycloalkyl group included within
 R₂₀₀ is optionally substituted with at least one group independently selected
 from R₂₁₀;
 30 R₂₀₅ at each occurrence is independently selected from
 -alkyl,
 -haloalkoxy,

- 5 -(CH₂)₀₋₃-cycloalkyl,
 -halogen,
 -(CH₂)₁₋₆-OH,
 -O-aryl,
 -OH,
 -SH,
 -(CH₂)₀₋₄-C(O)H,
 -(CH₂)₀₋₆-CN,
 -(CH₂)₀₋₆-C(O)-NR₂₃₅R₂₄₀,
 10 -(CH₂)₀₋₆-C(O)-R₂₃₅,
 -(CH₂)₀₋₄-N(H or R₂₁₅)-SO₂-R₂₃₅,
 -OCF₃,
 -CF₃,
 -alkoxy,
 15 -alkoxycarbonyl, and
 -NR₂₃₅R₂₄₀;
 R₂₁₀ at each occurrence is independently selected from
 -(CH₂)₀₋₄-OH,
 -(CH₂)₀₋₄-CN,
 20 -(CH₂)₀₋₄-C(O)H,
 -alkyl optionally substituted with at least one group independently
 selected from R₂₀₅,
 -alkanoyl,
 -S-alkyl;
 25 -S(O)₂-alkyl,
 -halogen,
 -alkoxy,
 -haloalkoxy,
 -NR₂₂₀R₂₂₅,
 30 -cycloalkyl optionally substituted with at least one group
 independently selected from R₂₀₅,
 -heterocycloalkyl,

- heteroaryl,
 -(CH₂)₀₋₄-NR₂₃₅R₂₄₀,
 -(CH₂)₀₋₄-NR₂₃₅(alkoxy),
 -(CH₂)₀₋₄-S-(R₂₁₅),
 5 -(CH₂)₀₋₄-NR₂₃₅-C(O)H,
 -(CH₂)₀₋₄-NR₂₃₅-C(O)-(alkoxy),
 -(CH₂)₀₋₄-NR₂₃₅-C(O)-R₂₄₀,
 -C(O)-NHR₂₁₅,
 -C(O)-alkyl,
 10 -C(O)-NR₂₃₅R₂₄₀, and
 -S(O)₂-NR₂₃₅R₂₄₀;

R₂₁₅ at each occurrence is independently selected from

- alkyl,
 -(CH₂)₀₋₂-aryl,
 15 -(CH₂)₀₋₂-cycloalkyl,
 -(CH₂)₀₋₂-heteroaryl,
 -(CH₂)₀₋₂-heterocycloalkyl, and
 -CO₂-CH₂-aryl;

20 wherein the aryl group included within R₂₁₅ is optionally substituted
 with at least one group independently selected from R₂₀₅ and R₂₁₀, and
 wherein the heterocycloalkyl and heteroaryl groups included within R₂₁₅ are
 optionally substituted with at least one group independently selected
 from R₂₁₀;

R₂₂₀ and R₂₂₅ at each occurrence are independently selected from

- 25 -H,
 -alkyl,
 -(CH₂)₀₋₄-C(O)H,
 -alkylhydroxyl,
 -alkoxycarbonyl,
 30 -alkylamino,
 -S(O)₂-alkyl,
 -alkanoyl optionally substituted with at least one halogen,

-C(O)-NH₂,
 -C(O)-NH(alkyl),
 -C(O)-N(alkyl)(alkyl),
 -haloalkyl,
 5 -(CH₂)₀₋₂-cycloalkyl,
 -(alkyl)-O-(alkyl),
 -aryl,
 -heteroaryl, and
 -heterocycloalkyl;

10 wherein the aryl, heteroaryl, cycloalkyl, and heterocycloalkyl
 groups included within R₂₂₀ and R₂₂₅ are each optionally substituted
 with at least one group independently selected from R₂₇₀;

R₂₇₀ at each occurrence is independently selected from

15 -R₂₀₅,
 -alkyl optionally substituted with at least one group independently
 selected from R₂₀₅,
 -aryl,
 -halogen,
 -alkoxy,
 20 -haloalkoxy,
 -NR₂₃₅R₂₄₀,
 -OH,
 -CN,
 -cycloalkyl optionally substituted with at least one group
 25 independently selected from R₂₀₅,
 -C(O)-alkyl,
 -S(O)₂-NR₂₃₅R₂₄₀,
 -C(O)-NR₂₃₅R₂₄₀,
 -S(O)₂-alkyl, and
 30 -(CH₂)₀₋₄-C(O)H;

R₂₃₅ and R₂₄₀ at each occurrence are independently selected from

-H,

-OH,
 -CF₃,
 -OCH₃,
 -NHCH₃,
 5 -N(CH₃)₂,
 -(CH₂)₀₋₄-C(O)(H or alkyl),
 -alkyl,
 -alkanoyl,
 -SO₂-alkyl, and
 10 -aryl.

9. The method according to claim 8, wherein the at least one compound of formula (I) is selected from 4-butyl-2-(3-(3,5-difluorophenyl)-1-hydroxypropyl)piperidin-4-ol, 2-[3-(3,5-Difluoro-phenyl)-1-hydroxy-propyl]-4-(4,4-dimethyl-pentyl)-piperidin-4-ol, 4-Butyl-2-[3-(3,5-difluoro-phenyl)-1-hydroxy-
 15 propyl]-1-aza-spiro[5.5]undecan-4-ol, 3-(3,5-Difluoro-phenyl)-1-(6-ethyl-1,2,3,4-tetrahydro-isoquinolin-3-yl)-propan-1-ol, 3-(4-Butyl-4-hydroxy-piperidin-2-yl)-2-(3,5-difluoro-benzyl)-3-hydroxy-N-methyl-propionamide, 2-(3,5-Difluoro-benzyl)-3-[4-(4,4-dimethyl-pentyl)-4-hydroxy-piperidin-2-yl]-3-hydroxy-N-methyl-propionamide, 3-(4-Butyl-4-hydroxy-1-aza-spiro[5.5]undec-2-yl)-2-(3,5-difluoro-
 20 benzyl)-3-hydroxy-N-methyl-propionamide, 2-(3,5-Difluoro-benzyl)-3-(6-ethyl-1,2,3,4-tetrahydro-isoquinolin-3-yl)-3-hydroxy-N-methyl-propionamide, 4-Butyl-2-[3-(3,5-difluoro-phenyl)-1-hydroxy-2-(1H-imidazol-2-yl)-propyl]-piperidin-4-ol, 2-[3-(3,5-Difluoro-phenyl)-1-hydroxy-2-(1H-imidazol-2-yl)-propyl]-4-(4,4-dimethyl-pentyl)-piperidin-4-ol, 4-Butyl-2-[3-(3,5-difluoro-phenyl)-1-hydroxy-2-(1H-imidazol-
 25 2-yl)-propyl]-1-aza-spiro[5.5]undecan-4-ol, 3-(3,5-Difluoro-phenyl)-1-(6-ethyl-1,2,3,4-tetrahydro-isoquinolin-3-yl)-2-(1H-imidazol-2-yl)-propan-1-ol, 4-Butyl-2-[3-(3,5-difluoro-phenyl)-1-hydroxy-2-(5-trifluoromethyl-[1,3,4]oxadiazol-2-yl)-propyl]-piperidin-4-ol, 2-[3-(3,5-Difluoro-phenyl)-1-hydroxy-2-(5-trifluoromethyl-[1,3,4]oxadiazol-2-yl)-propyl]-4-(4,4-dimethyl-pentyl)-piperidin-4-ol, 4-Butyl-2-[3-(3,5-difluoro-phenyl)-1-hydroxy-2-(5-trifluoromethyl-[1,3,4]oxadiazol-2-yl)-propyl]-
 30 1-aza-spiro[5.5]undecan-4-ol, 3-(3,5-Difluoro-phenyl)-1-(6-ethyl-1,2,3,4-

tetrahydro-isoquinolin-3-yl)-2-(5-trifluoromethyl-[1,3,4]oxadiazol-2-yl)-propan-1-ol,
 4-Butyl-2-[3-(3,5-difluoro-phenyl)-1-hydroxy-2-([1,2,4]thiadiazol-5-ylamino)-propyl]-
 piperidin-4-ol, 2-[3-(3,5-Difluoro-phenyl)-1-hydroxy-2-([1,2,4]thiadiazol-5-ylamino)-
 propyl]-4-(4,4-dimethyl-pentyl)-piperidin-4-ol, 4-Butyl-2-[3-(3,5-difluoro-phenyl)-1-
 5 hydroxy-2-([1,2,4]thiadiazol-5-ylamino)-propyl]-1-aza-spiro[5.5]undecan-4-ol, 3-
 (3,5-Difluoro-phenyl)-1-(6-ethyl-1,2,3,4-tetrahydro-isoquinolin-3-yl)-2-
 ([1,2,4]thiadiazol-5-ylamino)-propan-1-ol, 3-[2-(4-Butyl-4-hydroxy-piperidin-2-yl)-1-
 (3,5-difluoro-benzyl)-2-hydroxy-ethylamino]-4-methylamino-cyclobut-3-ene-1,2-
 dione, 3-{1-(3,5-Difluoro-benzyl)-2-[4-(4,4-dimethyl-pentyl)-4-hydroxy-piperidin-2-
 10 yl]-2-hydroxy-ethylamino}-4-methylamino-cyclobut-3-ene-1,2-dione, 3-[2-(4-Butyl-
 4-hydroxy-1-aza-spiro[5.5]undec-2-yl)-1-(3,5-difluoro-benzyl)-2-hydroxy-
 ethylamino]-4-methylamino-cyclobut-3-ene-1,2-dione, 3-[1-(3,5-Difluoro-benzyl)-2-
 (6-ethyl-1,2,3,4-tetrahydro-isoquinolin-3-yl)-2-hydroxy-ethylamino]-4-methylamino-
 cyclobut-3-ene-1,2-dione, 5-[3-(3,5-Difluoro-phenyl)-1-hydroxy-propyl]-2-ethyl-
 15 pyrrolidin-2-ol, 3-(3,5-Difluoro-phenyl)-1-(4,5,6,7-tetrahydro-1H-pyrrolo[3,2-
 c]pyridin-6-yl)-propan-1-ol, 9-Butyl-7-[3-(3,5-difluoro-phenyl)-1-hydroxy-propyl]-6-
 aza-spiro[4.5]decan-9-ol, 3-(3,5-Difluoro-phenyl)-1-(1,2,3,4-tetrahydro-
 [2,6]naphthyridin-3-yl)-propan-1-ol, 2-(1-Hydroxy-3-phenyl-propyl)-piperidin-4-one,
 2-[3-(3,5-Difluoro-phenyl)-1-hydroxy-propyl]-piperidin-4-one, 3-(3,5-Difluoro-
 20 phenyl)-1-(4-propyl-piperidin-2-yl)-propan-1-ol, 3-(3,5-Difluoro-phenyl)-1-piperidin-
 2-yl-propan-1-ol, 3-(3,5-Difluoro-phenyl)-1-[4-(4-ethyl-phenyl)-piperidin-2-yl]-
 propan-1-ol, 5-Butyl-2-[3-(3,5-difluoro-phenyl)-1-hydroxy-propyl]-piperidin-4-one,
 2-[3-(3,5-Difluoro-phenyl)-1-hydroxy-propyl]-5-(3-ethyl-phenyl)-piperidin-4-one, 1-
 (Decahydro-isoquinolin-3-yl)-3-(3,5-difluoro-phenyl)-propan-1-ol, or at least one
 25 pharmaceutically acceptable salt thereof.

10. A method of preventing or treating at least one condition associated with amyloidosis, comprising:

administering to a host a composition comprising a therapeutically effective
 30 amount of at least one selective beta-secretase inhibitor of formula (I), or at least

one pharmaceutically acceptable salt thereof, wherein R_1 , R_2 and R_C are as defined in claim 8.

11. The method according to claim 8, wherein the aspartyl protease is beta-secretase and the condition is Alzheimer's disease.

5 12. The method according to claim 8, wherein the aspartyl protease is beta-secretase and the condition is dementia.

13. A method of preventing or treating at least one condition associated with amyloidosis, comprising:

10 administering to a host a composition comprising a therapeutically effective amount of at least one selective beta-secretase inhibitor of formula (I), further comprising a composition including beta-secretase complexed with at least one compound of formula (I), or pharmaceutically acceptable salt thereof, and wherein R_1 , R_2 and R_C are as defined in claim 8.

15 14. A method of inhibiting beta-secretase activity in a host, the method comprising administering to the host an effective amount of at least one compound of formula (I) or at least one pharmaceutically acceptable salt thereof, wherein R_1 , R_2 and R_C are as defined in claim 8.

20 15. A method of affecting beta-secretase-mediated cleavage of amyloid precursor protein in a patient, comprising: administering a therapeutically effective amount of at least one compound of formula (I), or at least one pharmaceutically acceptable salt thereof, wherein R_1 , R_2 , and R_C are defined as in claim 8.

25 16. A method of inhibiting cleavage of amyloid precursor protein at a site between Met596 and Asp597 (numbered for the APP-695 amino acid isotype), or at a corresponding site of an isotype or mutant thereof, comprising: administering a therapeutically effective amount of at least one compound of formula (I), or at least one pharmaceutically acceptable salt thereof, wherein R_1 , R_2 , and R_C are defined as in claim 8.

17. A method of inhibiting cleavage of amyloid precursor protein or mutant thereof at a site between amino acids, comprising: administering a therapeutically effective amount of at least one compound of formula (I), or at least one pharmaceutically acceptable salt thereof, wherein R_1 , R_2 , and R_C are defined as in claim 8, and wherein said site between amino acids corresponds to

5 between Met652 and Asp653 (numbered for the APP-751 isotype);
between Met671 and Asp672 (numbered for the APP-770 isotype);
between Leu596 and Asp597 of the APP-695 Swedish Mutation;
between Leu652 and Asp653 of the APP-751 Swedish Mutation; or
10 between Leu671 and Asp672 of the APP-770 Swedish Mutation.

18. A method of inhibiting production of A-beta, comprising: administering to a patient a therapeutically effective amount of at least one compound of formula (I), or at least one pharmaceutically acceptable salt thereof, wherein R_1 , R_2 , and R_C are defined as in claim 8.

15 19. A method of preventing, delaying, halting, or reversing a disease characterized by A-beta deposits or plaques, comprising: administering a therapeutically effective amount of at least one compound of formula (I), or at least one pharmaceutically acceptable salt thereof, wherein R_1 , R_2 , and R_C are defined as in claim 8.

20 20. The method in claim 19, wherein the A-beta deposits or plaques are in a human brain.

21. A method of interacting an inhibitor with beta-secretase, comprising: administering to a patient in need thereof a therapeutically effective amount of at least one compound of formula (I), or at least one pharmaceutically acceptable salt thereof, wherein R_1 , R_2 , and R_C are defined as in claim 8, and wherein the at least one compound interacts with at least one of the following beta-secretase subsites S1, S1', and S2'.

25

22. A method of modifying the pharmacokinetic parameters of a pharmaceutical composition comprising at least one compound of formula (I)

wherein R_1 , R_2 and R_C are as defined in claim 8, further comprising increasing at least one parameter chosen from C_{max} , T_{max} , and half-life.

23. A method of treating a condition in a patient, comprising:
administering a therapeutically effective amount of at least one compound of
5 formula (I), or at least one pharmaceutically acceptable salt, derivative or
biologically active metabolite thereof, to the patient, wherein R_1 , R_2 , and R_C are
defined as in claim 8.