



US00D746268S

(12) **United States Design Patent**  
**Karayiannis et al.**

(10) **Patent No.:** **US D746,268 S**

(45) **Date of Patent:** **\*\* Dec. 29, 2015**

(54) **EARPHONE**

(71) Applicant: **Harman International Industries, Incorporated**, Stamford, CT (US)

(72) Inventors: **Effrosini A. Karayiannis**, St. Louis, MO (US); **Anna Grace Meyer**, Hannibal, MO (US)

(73) Assignee: **Harman International Industries, Incorporated**, Northridge, CA (US)

(\*\*) Term: **14 Years**

(21) Appl. No.: **29/495,099**

(22) Filed: **Jun. 26, 2014**

(51) **LOC (10) Cl.** ..... **14-01**

(52) **U.S. Cl.**

USPC ..... **D14/223**

(58) **Field of Classification Search**

USPC ..... D14/205, 223; 181/129, 130, 131;  
379/430, 431; 381/380, 381, 370, 371,  
381/373; 455/90.3, 575.1

CPC ..... H04R 1/10  
See application file for complete search history.

(56) **References Cited**

**U.S. PATENT DOCUMENTS**

4,646,872	A	*	3/1987	Kamon et al.	.....	181/129
4,981,194	A	*	1/1991	Kamon et al.	.....	181/129
D316,550	S	*	4/1991	Sogabe	.....	D14/168
D318,473	S	*	7/1991	Miyashita et al.	.....	D14/223
D334,043	S	*	3/1993	Taniguchi et al.	.....	D14/218
D337,589	S	*	7/1993	Wada	.....	D14/223
5,809,159	A	*	9/1998	Lee	.....	381/380
6,084,976	A	*	7/2000	Lin	.....	381/380
6,668,064	B1	*	12/2003	Lin	.....	381/380
D523,846	S	*	6/2006	Lee	.....	D14/205
D533,868	S	*	12/2006	Koizumi	.....	D14/223
D539,268	S	*	3/2007	Suzuki	.....	D14/206
D554,109	S	*	10/2007	Ledbetter et al.	.....	D14/223
D556,741	S	*	12/2007	Yeo	.....	D14/223

D568,291	S	*	5/2008	Andre et al.	.....	D14/205
D572,703	S	*	7/2008	Ledbetter	.....	D14/205
D573,977	S	*	7/2008	Ledbetter et al.	.....	D14/205
D573,978	S	*	7/2008	Ledbetter	.....	D14/205
D575,269	S	*	8/2008	Ledbetter et al.	.....	D14/205
D623,171	S	*	9/2010	Chen	.....	D14/223
8,055,007	B2	*	11/2011	Kim	.....	381/382
D654,057	S		2/2012	Burgett et al.		
D660,290	S	*	5/2012	Weedon	.....	D14/223
D688,650	S	*	8/2013	Chen	.....	D14/223
8,515,116	B2	*	8/2013	Lee	.....	381/380
D695,718	S		12/2013	Burgett et al.		
D695,719	S		12/2013	Burgett et al.		
D696,230	S		12/2013	Burgett et al.		
D699,213	S		2/2014	Burgett et al.		
D711,857	S		8/2014	Burgett et al.		
8,879,768	B2	*	11/2014	Podoloff	.....	381/373
8,989,425	B2	*	3/2015	Hua	.....	381/373
2007/0154050	A1	*	7/2007	Kim	.....	381/382
2013/0188804	A1		7/2013	Burgett		
2013/0336495	A1		12/2013	Burgett et al.		
2014/0119590	A1		5/2014	Burgett et al.		
2014/0153767	A1	*	6/2014	Hua	.....	381/380

\* cited by examiner

*Primary Examiner* — Paula Greene

(74) *Attorney, Agent, or Firm* — Plumsea Law Group, LLC

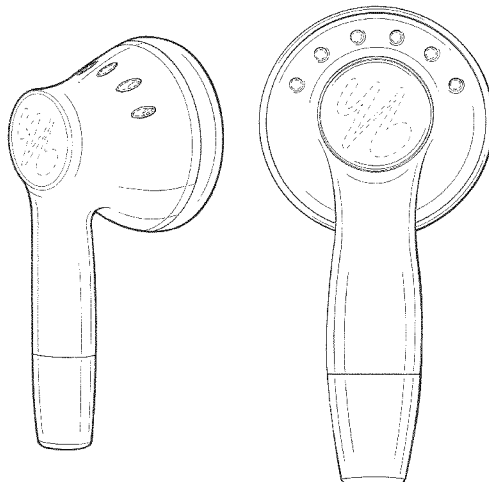
(57) **CLAIM**

The ornamental design for an earphone, as shown and described.

**DESCRIPTION**

FIG. 1 is a rear perspective view of the earphone; FIG. 2 is a front elevation view thereof; FIG. 3 is a rear elevation view thereof; FIG. 4 is a top plan view thereof; FIG. 5 is a bottom plan view thereof; FIG. 6 is a left side elevation view thereof; and, FIG. 7 is a right-side elevation view thereof. The dashed lines in FIGS. 1 and 3 show an embellishment; and the dashed lines in FIG. 2 show a speaker, none of which form a part of the design.

**1 Claim, 7 Drawing Sheets**



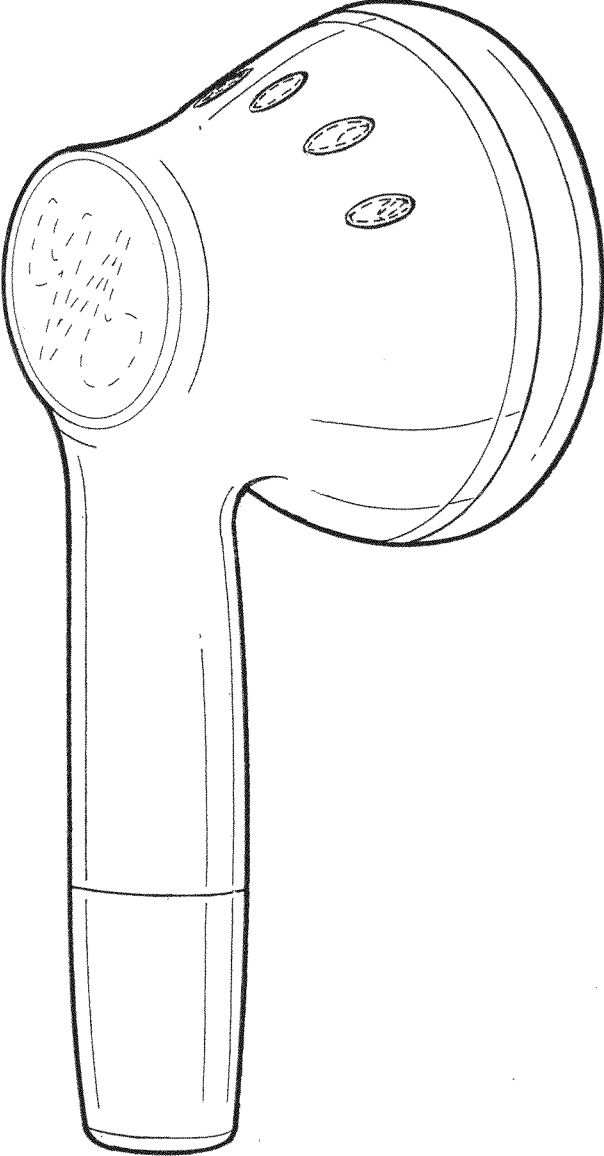


FIG. 1

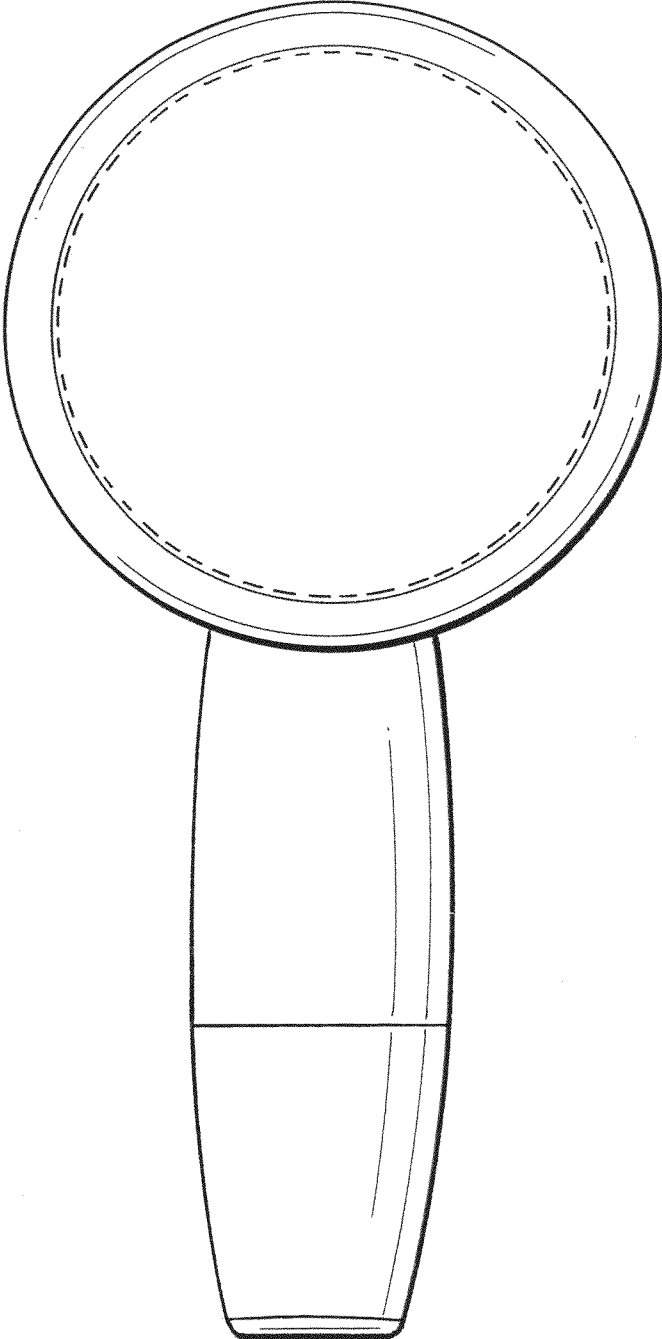


FIG. 2

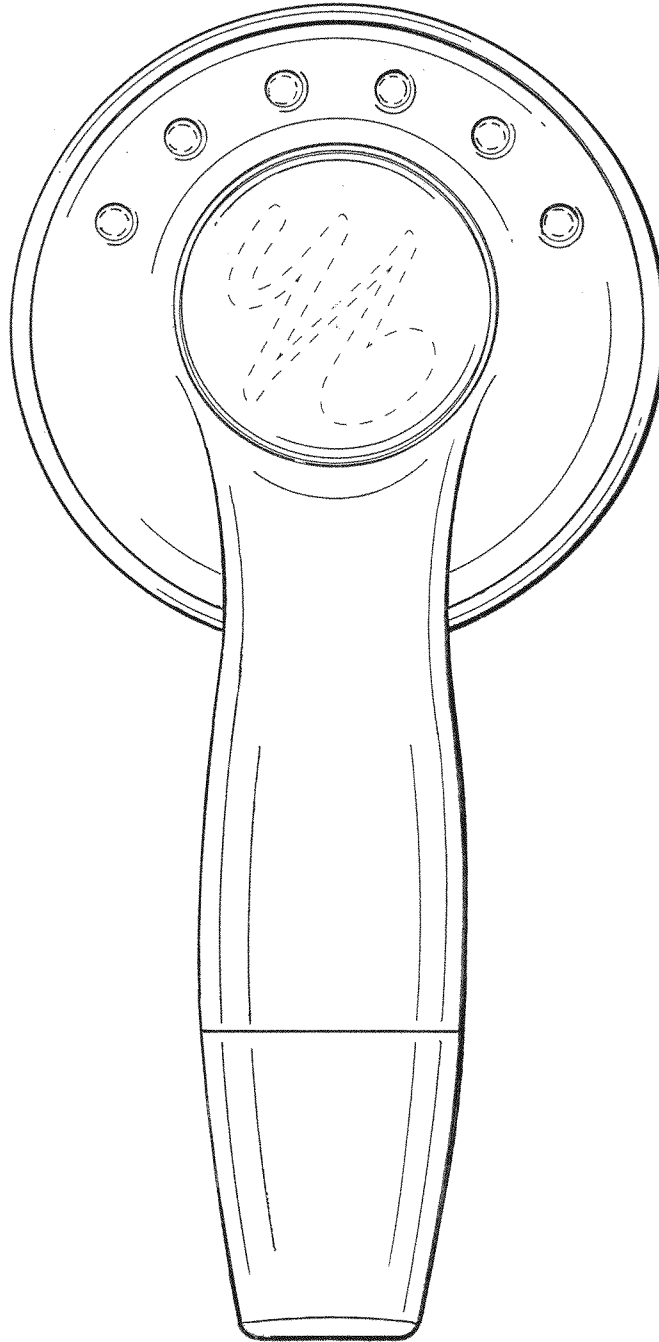


FIG. 3

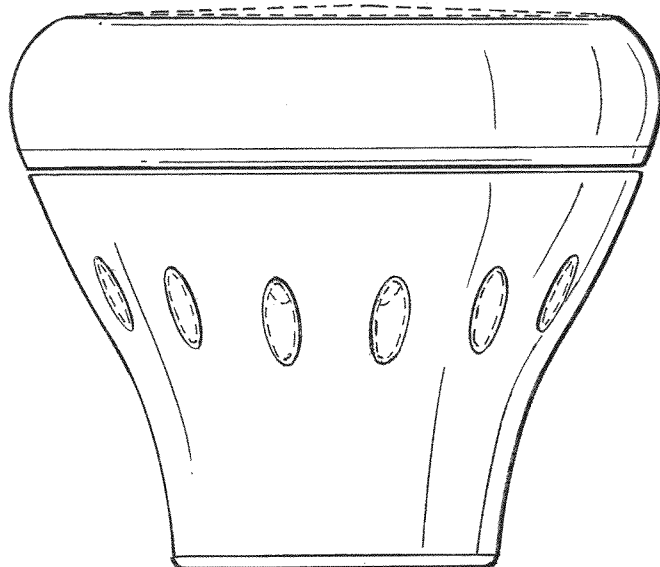


FIG. 4

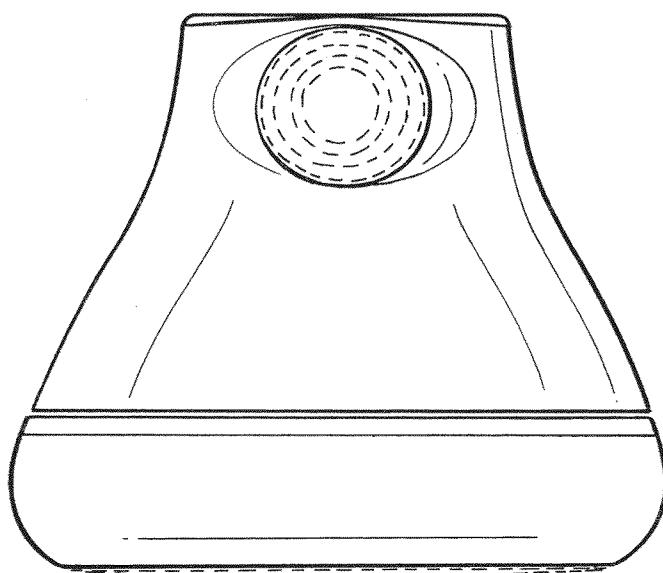


FIG. 5

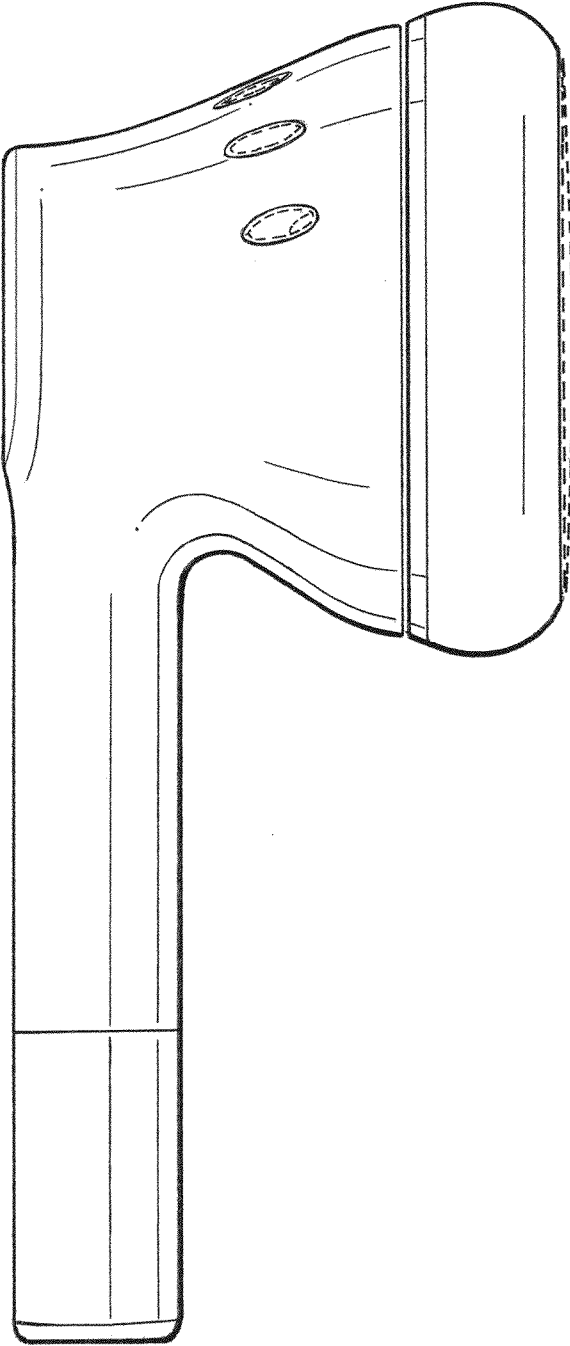


FIG. 6

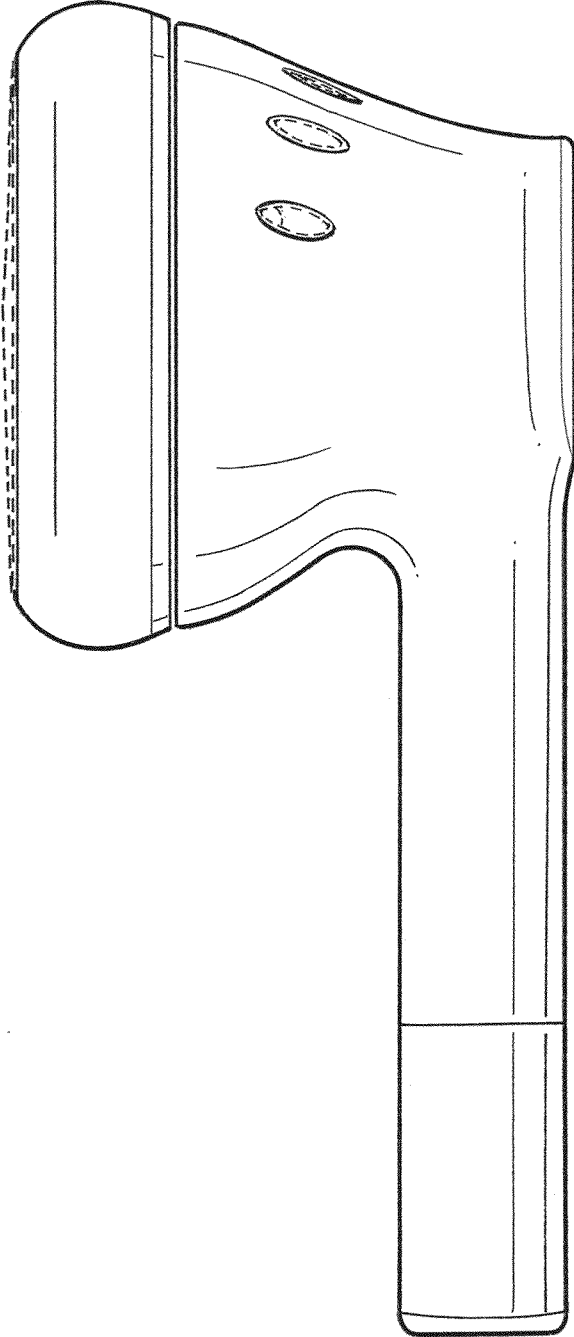


FIG. 7