



US00D496064S1

(12) **United States Design Patent**
Mangum

(10) **Patent No.:** **US D496,064 S**

(45) **Date of Patent:** **** Sep. 14, 2004**

(54) **BOOST SUNGLASSES**

D449,641 S * 10/2001 Arnette D16/326

(76) Inventor: **Chris Mangum**, 9601 Castin Dr.,
Huntington Beach, CA (US) 92627

(**) Term: **14 Years**

(21) Appl. No.: **29/193,982**

(22) Filed: **Nov. 17, 2003**

(51) **LOC (7) Cl.** **16-03**

(52) **U.S. Cl.** **D16/327**

(58) **Field of Search** D16/101, 300-330,
D16/335; D29/109-110; D24/110.2; 351/41,
44, 51, 52, 111, 158; 2/447, 448

(56) **References Cited**

U.S. PATENT DOCUMENTS

D192,884 S	*	5/1962	Petitto	D16/326
D202,658 S	*	10/1965	Petitto	D16/323
D247,816 S	*	5/1978	Calamand	D16/329
D363,504 S	*	10/1995	Arnette	D16/326
D392,307 S	*	3/1998	Wilson	D16/326
D395,910 S	*	7/1998	Brune et al.	D16/326
D420,038 S	*	2/2000	Hartman	D16/326
D427,227 S	*	6/2000	Conway	D16/327

OTHER PUBLICATIONS

Ray-Ban catalog, p. 24, 1999.*

* cited by examiner

Primary Examiner—Raphael Barkai

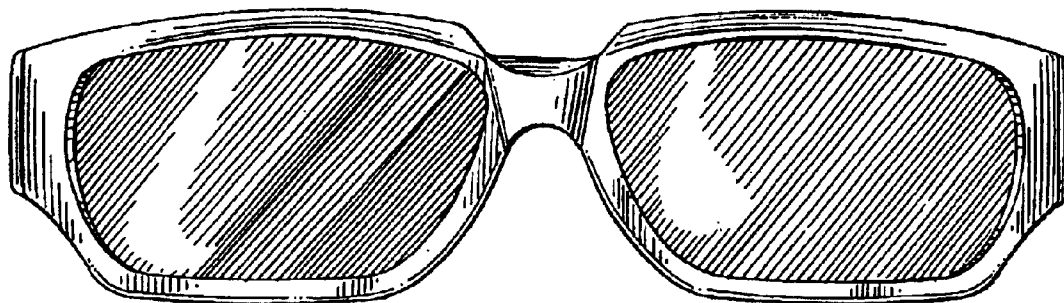
(57) **CLAIM**

I claim the ornamental design for the boost sunglasses, as shown and described.

DESCRIPTION

FIG. 1 is a top perspective view of the boost sunglasses; FIG. 2 is a front perspective view of the boost sunglasses; FIG. 3 is a right side perspective view of the boost sunglasses; FIG. 4 is a left side perspective view of the boost sunglasses; FIG. 5 is a bottom perspective view of the boost sunglasses; and, FIG. 6 is a back perspective view of the boost sunglasses. The matter delineated in dashed lines forms no part of the claimed ornamental design.

1 Claim, 3 Drawing Sheets



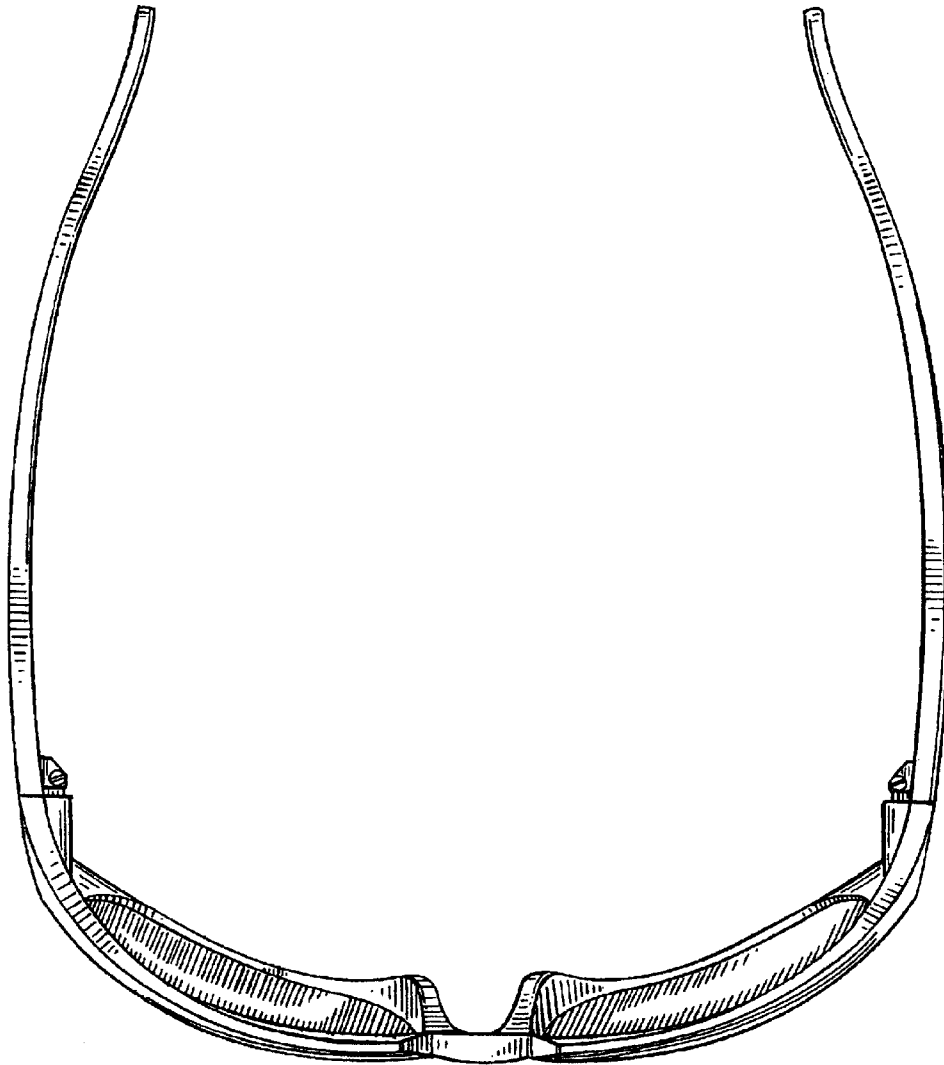


FIG. 1

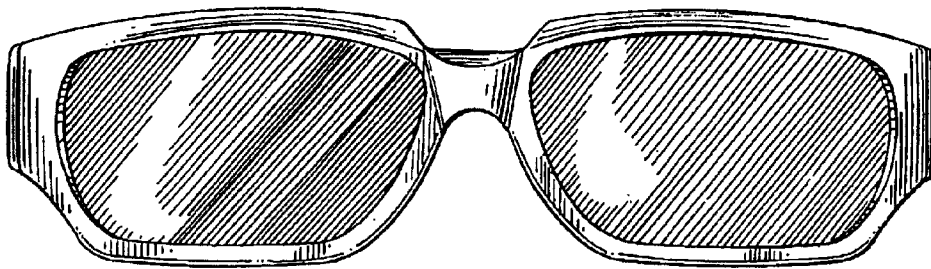


FIG. 2

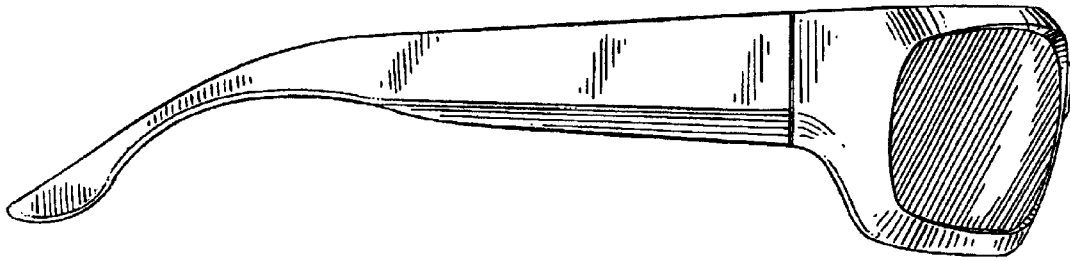


FIG. 3

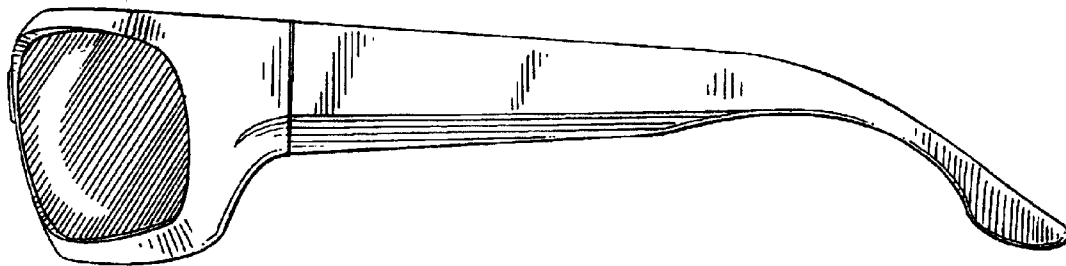


FIG. 4

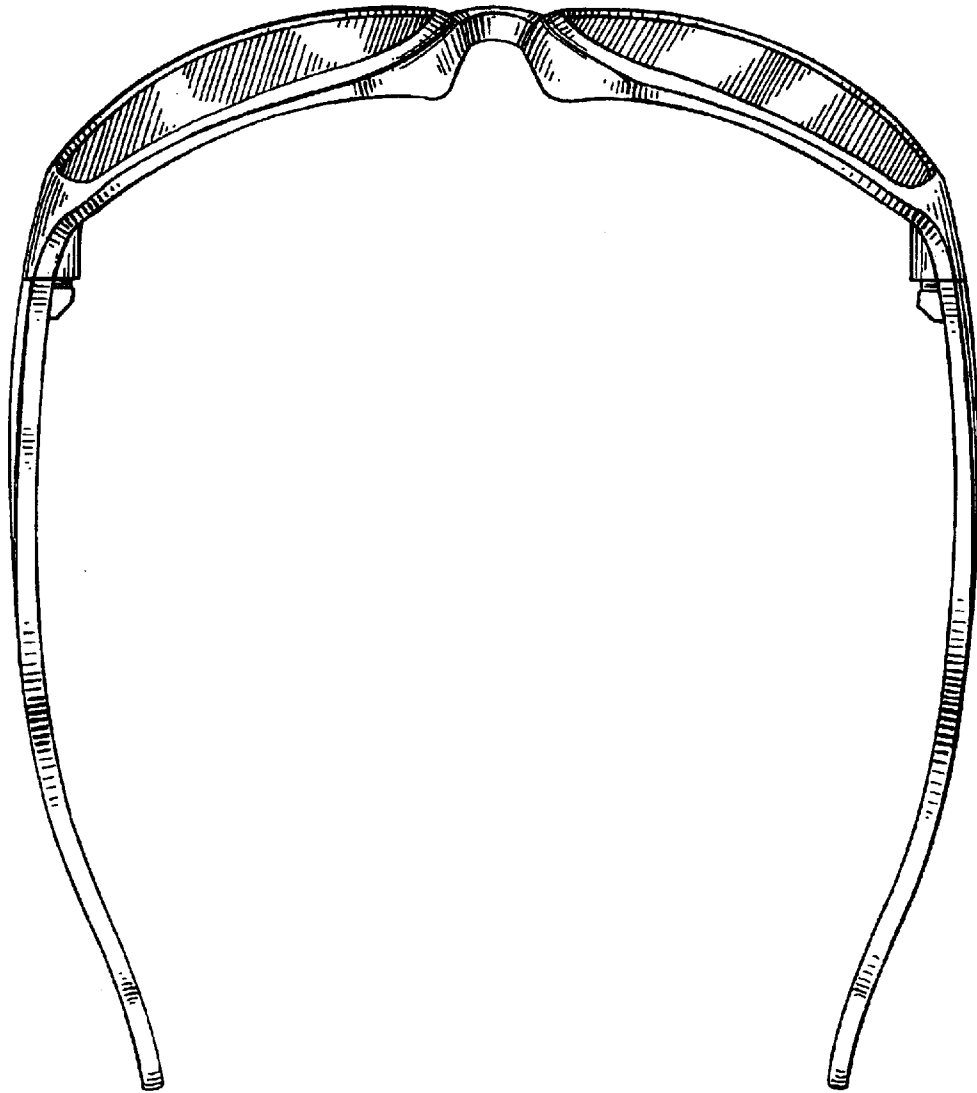


FIG. 5

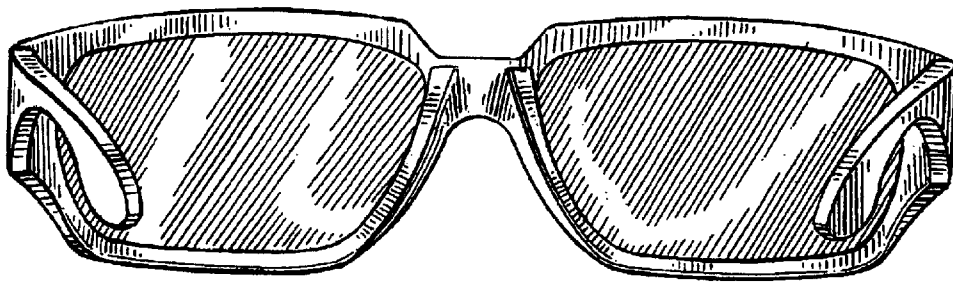


FIG. 6