



(51) International Patent Classification:

C07D 405/04 (2006.01) C07D 471/04 (2006.01)
C07D 405/14 (2006.01) C07D 209/42 (2006.01)
C07D 403/04 (2006.01) A61K 31/343 (2006.01)
C07D 403/14 (2006.01) A61K 31/397 (2006.01)
C07D 401/04 (2006.01) A61K 31/4184 (2006.01)
C07D 401/14 (2006.01) A61K 31/416 (2006.01)
C07D 413/04 (2006.01) A61K 31/403 (2006.01)
C07D 413/14 (2006.01)

(21) International Application Number:

PCT/US2018/015071

(22) International Filing Date:

24 January 2018 (24.01.2018)

(25) Filing Language:

English

(26) Publication Language:

English

(30) Priority Data:

62/450,914 26 January 2017 (26.01.2017) US

(71) Applicant: ARAXES PHARMA LLC [US/US]; 3033 Science Park Road, Suite 220, San Diego, California 92121 (US).

(72) Inventors: LI, Liansheng; 13569 Arroyo Dale Lane, San Diego, California 92130 (US). FENG, Jun; 6160 Quail Run Street, San Diego, California 92130 (US). LIU, Yuan; 8842 Calle Perico, San Diego, CA 92129 (US). REN, Pingda; 5534 Havenridge Way, San Diego, California 92130 (US). LIU, Yi; 4841 Barlows Landing Cove, San Diego, California 92130 (US).

(74) Agent: HARWOOD, Eric, A. et al.; Seed Intellectual Property Law Group LLP, Suite 5400, 701 Fifth Avenue, Seattle, Washington 98104-7064 (US).

(81) Designated States (unless otherwise indicated, for every

kind of national protection available): AE, AG, AL, AM, AO, AT, AU, AZ, BA, BB, BG, BH, BN, BR, BW, BY, BZ, CA, CH, CL, CN, CO, CR, CU, CZ, DE, DJ, DK, DM, DO, DZ, EC, EE, EG, ES, FI, GB, GD, GE, GH, GM, GT, HN, HR, HU, ID, IL, IN, IR, IS, JO, JP, KE, KG, KH, KN, KP, KR, KW, KZ, LA, LC, LK, LR, LS, LU, LY, MA, MD, ME, MG, MK, MN, MW, MX, MY, MZ, NA, NG, NI, NO, NZ, OM, PA, PE, PG, PH, PL, PT, QA, RO, RS, RU, RW, SA, SC, SD, SE, SG, SK, SL, SM, ST, SV, SY, TH, TJ, TM, TN, TR, TT, TZ, UA, UG, US, UZ, VC, VN, ZA, ZM, ZW.

(84) Designated States (unless otherwise indicated, for every

kind of regional protection available): ARIPO (BW, GH, GM, KE, LR, LS, MW, MZ, NA, RW, SD, SL, ST, SZ, TZ, UG, ZM, ZW), Eurasian (AM, AZ, BY, KG, KZ, RU, TJ, TM), European (AL, AT, BE, BG, CH, CY, CZ, DE, DK, EE, ES, FI, FR, GB, GR, HR, HU, IE, IS, IT, LT, LU, LV, MC, MK, MT, NL, NO, PL, PT, RO, RS, SE, SI, SK, SM, TR), OAPI (BF, BJ, CF, CG, CI, CM, GA, GN, GQ, GW, KM, ML, MR, NE, SN, TD, TG).

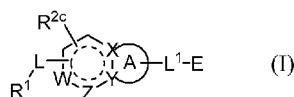
Declarations under Rule 4.17:

- as to applicant's entitlement to apply for and be granted a patent (Rule 4.17(ii))
- as to the applicant's entitlement to claim the priority of the earlier application (Rule 4.17(iii))

Published:

- with international search report (Art. 21(3))

(54) Title: 1-(3-(6-(3-HYDROXYNAPHTHALEN-1-YL)BENZOFURAN-2-YL)AZETIDIN-1-YL)PROP-2-EN-1-ONE DERIVATIVES AND SIMILAR COMPOUNDS AS KRAS G12C MODULATORS FOR TREATING CANCER



(57) Abstract: Compounds having activity as inhibitors of G12C mutant KRAS protein are provided. The compounds have the following structure (I): or a pharmaceutically acceptable salt, isotopic form or stereoisomer thereof, wherein A is a five-membered heteroaryl comprising 1 or 2 non-adjacent heteroatoms, inclusive of X and Y; W, X, Y, Z, L, L¹, E, R¹, R^{2b}, R^{2c} and the dotted circle are as defined herein. Methods associated with preparation and use of such compounds, pharmaceutical compositions comprising such compounds and compounds for use in methods to modulate the activity of G12C mutant KRAS protein for treatment of disorders, such as cancer, are also provided. Preferred compounds are e.g. 1-(3-(6-(3-hydroxynaphthalen-1-yl)benzofuran-2-yl)azetid-1-yl)prop-2-en-1-one derivatives and related compounds such as e.g. the corresponding derivatives with e.g. a benzoimidazole, indole, benzooxazole, imidazopyridine or imidazole core structure, substituted on ring A by e.g. azetidine, pyrrolidine, azepane or bicyclopentane-amine (L¹) each substituted by e.g. propenone (E), and the core structure substituted on the six-membered ring with e.g. 3-hydroxynaphthalene or indazole or hydroxy-, alkoxy- and/or fluoro-substituted phenyl (R¹).



1-(3-(6-(3-HYDROXYNAPHTHALEN-1-YL)BENZOFURAN-2-YL)AZETIDIN-1-YL)PROP-2-EN-1-ONE
DERIVATIVES AND SIMILAR COMPOUNDS AS
KRAS G12C MODULATORS FOR
TREATING CANCER

BACKGROUND

Technical Field

The present invention is generally directed to novel compounds and
5 methods for their preparation and use as therapeutic or prophylactic agents, for example
for treatment of cancer.

Description of the Related Art

RAS represents a group of closely related monomeric globular proteins
of 189 amino acids (21 kDa molecular mass) which are associated with the plasma
10 membrane and which bind either GDP or GTP. RAS acts as a molecular switch. When
RAS contains bound GDP, it is in the resting or off position and is "inactive". In
response to exposure of the cell to certain growth promoting stimuli, RAS is induced to
exchange its bound GDP for a GTP. With GTP bound, RAS is "switched on" and is
able to interact with and activate other proteins (its "downstream targets"). The RAS
15 protein itself has a very low intrinsic ability to hydrolyze GTP back to GDP, thus
turning itself into the off state. Switching RAS off requires extrinsic proteins termed
GTPase-activating proteins (GAPs) that interact with RAS and greatly accelerate the
conversion of GTP to GDP. Any mutation in RAS which affects its ability to interact
with GAP or to convert GTP back to GDP will result in a prolonged activation of the
20 protein and consequently a prolonged signal to the cell telling it to continue to grow and
divide. Because these signals result in cell growth and division, overactive RAS
signaling may ultimately lead to cancer.

Structurally, RAS proteins contain a G domain which is responsible for
the enzymatic activity of RAS - the guanine nucleotide binding and the hydrolysis
25 (GTPase reaction). It also contains a C-terminal extension, known as the CAAX box,
which may be post-translationally modified and is responsible for targeting the protein
to the membrane. The G domain is approximately 21-25 kDa in size and it contains a
phosphate binding loop (P-loop). The P-loop represents the pocket where the

nucleotides are bound in the protein, and this is the rigid part of the domain with conserved amino acid residues which are essential for nucleotide binding and hydrolysis (Glycine 12, Threonine 26 and Lysine 16). The G domain also contains the so called Switch I (residues 30-40) and Switch II (residues 60-76) regions, both of which are the dynamic parts of the protein which are often represented as the “spring-loaded” mechanism because of their ability to switch between the resting and loaded state. The key interaction is the hydrogen bonds formed by Threonine-35 and glycine-60 with the γ -phosphate of GTP which maintain Switch 1 and Switch 2 regions respectively in their active conformation. After hydrolysis of GTP and release of phosphate, these two relax into the inactive GDP conformation.

The most notable members of the RAS subfamily are HRAS, KRAS and NRAS, mainly for being implicated in many types of cancer. However, there are many other members including DIRAS1; DIRAS2; DIRAS3; ERAS; GEM; MRAS; NKIRAS1; NKIRAS2; NRAS; RALA; RALB; RAP1A; RAP1B; RAP2A; RAP2B; RAP2C; RASD1; RASD2; RASL10A; RASL10B; RASL11A; RASL11B; RASL12; REM1; REM2; RERG; RERGL; RRAD; RRAS and RRAS2.

Mutations in any one of the three main isoforms of RAS (HRAS, NRAS, or KRAS) genes are among the most common events in human tumorigenesis. About 30% of all human tumors are found to carry some mutation in RAS genes. Remarkably, KRAS mutations are detected in 25-30% of tumors. By comparison, the rates of oncogenic mutation occurring in the NRAS and HRAS family members are much lower (8% and 3% respectively). The most common KRAS mutations are found at residue G12 and G13 in the P-loop and at residue Q61.

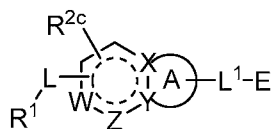
G12C is a frequent mutation of KRAS gene (glycine-12 to cysteine). This mutation had been found in about 13% of cancer occurrences, about 43% of lung cancer occurrences, and in almost 100% of MYH-associated polyposis (familial colon cancer syndrome). However targeting this gene with small molecules is a challenge.

Accordingly, while progress has been made in this field, there remains a need in the art for improved compounds and methods for treatment of cancer, for example by inhibition of KRAS, HRAS or NRAS. The present invention fulfills this need and provides further related advantages.

BRIEF SUMMARY

In brief, embodiments of the present invention provide compounds, including stereoisomers, pharmaceutically acceptable salts, tautomers and prodrugs thereof, which are capable of modulating G12C mutant KRAS, HRAS and/or NRAS proteins. In some instances, the compounds act as electrophiles which are capable of forming a covalent bond with the cysteine residue at position 12 of a KRAS, HRAS or NRAS G12C mutant protein. Methods for use of such compounds for treatment of various diseases or conditions, such as cancer, are also provided.

In one embodiment, compounds having the following structure (I) are provided:



(I)

or a pharmaceutically acceptable salt, stereoisomer or prodrug thereof, wherein W, X, Y, Z, L, L¹, A, E, R¹, R^{2b}, R^{2c} and \bigcirc are as defined herein. Pharmaceutical compositions comprising one or more compounds of structure (I) and a pharmaceutically acceptable carrier are also provided in various other embodiments.

In other embodiments, the present invention provides a method for treatment of cancer, the method comprising administering an effective amount of a pharmaceutical composition comprising any one or more of the compounds of structure (I) to a subject in need thereof.

Other provided methods include a method for regulating activity of a KRAS, HRAS or NRAS G12C mutant protein, the method comprising reacting the KRAS, HRAS or NRAS G12C mutant protein with any one of the compounds of structure (I). In other embodiments, a method for inhibiting proliferation of a cell population, the method comprising contacting the cell population with any one of the compounds of structure (I) is also provided.

In other embodiments, the invention is directed to a method for treating a disorder mediated by a KRAS, HRAS or NRAS G12C mutation in a subject in need thereof, the method comprising:

determining if the subject has a KRAS, HRAS or NRAS G12C mutation;
and

if the subject is determined to have the KRAS, HRAS or NRAS G12C
mutation, then administering to the subject a therapeutically effective amount of a
5 pharmaceutical composition comprising any one or more compounds of structure (I).

In still more embodiments, the invention is directed to a method for
preparing a labeled KRAS, HRAS or NRAS G12C mutant protein, the method
comprising reacting the KRAS, HRAS or NRAS G12C mutant with a compound of
structure (I), to result in the labeled KRAS, HRAS or NRAS G12C protein.

10 These and other aspects of the invention will be apparent upon reference
to the following detailed description.

DETAILED DESCRIPTION

In the following description, certain specific details are set forth in order
to provide a thorough understanding of various embodiments of the invention.

15 However, one skilled in the art will understand that the invention may be practiced
without these details.

Unless the context requires otherwise, throughout the present
specification and claims, the word “comprise” and variations thereof, such as,
“comprises” and “comprising” are to be construed in an open, inclusive sense, that is, as
20 “including, but not limited to”.

Reference throughout this specification to “one embodiment” or “an
embodiment” means that a particular feature, structure or characteristic described in
connection with the embodiment is included in at least one embodiment of the present
invention. Thus, the appearances of the phrases “in one embodiment” or “in an
25 embodiment” in various places throughout this specification are not necessarily all
referring to the same embodiment. Furthermore, the particular features, structures, or
characteristics may be combined in any suitable manner in one or more embodiments.

Unless defined otherwise, all technical and scientific terms used herein
have the same meaning as is commonly understood by one of skill in the art to which

this invention belongs. As used in the specification and claims, the singular form “a”, “an” and “the” include plural references unless the context clearly dictates otherwise.

“Amidinyl” refers to a radical of the form $-(C=NR_a)NR_bR_c$, wherein R_a , R_b and R_c are each independently H or C_1 - C_6 alkyl.

5 “Amino” refers to the $-NH_2$ radical.

“Aminylsulfone” refers to the $-S(O)_2NH_2$ radical.

“Carboxy” or “carboxyl” refers to the $-CO_2H$ radical.

“Cyano” refers to the $-CN$ radical.

10 “Guanidinyl” refers to a radical of the form $-NR_d(C=NR_a)NR_bR_c$, wherein R_a , R_b , R_c and R_d are each independently H or C_1 - C_6 alkyl.

“Hydroxy” or “hydroxyl” refers to the $-OH$ radical.

“Imino” refers to the $=NH$ substituent.

“Nitro” refers to the $-NO_2$ radical.

“Oxo” refers to the $=O$ substituent.

15 “Thioxo” refers to the $=S$ substituent.

“Alkyl” refers to a straight or branched hydrocarbon chain radical consisting solely of carbon and hydrogen atoms, which is saturated or unsaturated (*i.e.*, contains one or more double and/or triple bonds), having from one to twelve carbon atoms (C_1 - C_{12} alkyl), preferably one to eight carbon atoms (C_1 - C_8 alkyl) or one to six carbon atoms (C_1 - C_6 alkyl), and which is attached to the rest of the molecule by a single bond, *e.g.*, methyl, ethyl, *n*-propyl, 1-methylethyl (*iso*-propyl), *n*-butyl, *n*-pentyl, 20 1,1-dimethylethyl (*t*-butyl), 3-methylhexyl, 2-methylhexyl, ethenyl, prop-1-enyl, but-1-enyl, pent-1-enyl, penta-1,4-dienyl, ethynyl, propynyl, butynyl, pentynyl, hexynyl, and the like. Alkyl includes alkenyls (one or more carbon-carbon double bonds) and alkynyls (one or more carbon-carbon triple bonds such as ethynyl and the like). “Amidinylalkyl” refers to an alkyl group comprising at least one amidinyl substituent. “Guanidinylalkyl” refers to an alkyl group comprising at least one guanidinyl substituent. Unless stated otherwise specifically in the specification, an alkyl, amidinylalkyl and/or guanidinylalkyl group is optionally substituted.

30 “Alkylene” or “alkylene chain” refers to a straight or branched divalent hydrocarbon chain linking the rest of the molecule to a radical group, consisting solely

of carbon and hydrogen, which is saturated or unsaturated (*i.e.*, contains one or more double and/or triple bonds), and having from one to twelve carbon atoms, *e.g.*, methylene, ethylene, propylene, *n*-butylene, ethenylene, propenylene, *n*-butenylene, propynylene, *n*-butynylene, and the like. The alkylene chain is attached to the rest of the molecule through a single or double bond and to the radical group through a single or double bond. The points of attachment of the alkylene chain to the rest of the molecule and to the radical group can be through one carbon or any two carbons within the chain. Unless stated otherwise specifically in the specification, an alkylene chain is optionally substituted.

10 “Alkylcycloalkyl” refers to a radical of the formula $-R_bR_d$ where R_b is cycloalkyl as defined herein and R_d is an alkyl radical as defined above. Unless stated otherwise specifically in the specification, an alkylcycloalkyl group is optionally substituted.

 “Alkoxy” refers to a radical of the formula $-OR_a$ where R_a is an alkyl radical as defined above containing one to twelve carbon atoms. “Amidinylalkyloxy” refers to an alkoxy group comprising at least one amidinyl substituent on the alkyl group. “Guanidinylalkyloxy” refers to an alkoxy group comprising at least one guanidinyl substituent on the alkyl group. “Alkylcarbonylaminyalkyloxy” refers to an alkoxy group comprising at least one alkylcarbonylaminy substituent on the alkyl group. “Heterocyclalkyloxy” refers to an alkoxy group comprising at least one heterocycl substituent on the alkyl group. “Heteroarylalkyloxy” refers to an alkoxy group comprising at least one heteroaryl substituent on the alkyl group.

20 “Aminylalkyloxy” refers to an alkoxy group comprising at least one substituent of the form $-NR_aR_b$, where R_a and R_b are each independently H or C_1 - C_6 alkyl, on the alkyl group. Unless stated otherwise specifically in the specification, an alkoxy, amidinylalkyloxy, guanidinylalkyloxy, alkylcarbonylaminy, heterocyclalkyloxy, heteroarylalkyloxy and/or aminylalkyloxy group is optionally substituted.

 “Alkoxyalkyl” refers to a radical of the formula $-R_bOR_a$ where R_a is an alkyl radical as defined above containing one to twelve carbon atoms and R_b is an alkylene radical as defined above containing one to twelve carbon atoms. Unless stated

30

otherwise specifically in the specification, an alkoxyalkyl group is optionally substituted.

“Alkoxy carbonyl” refers to a radical of the formula $-C(=O)OR_a$ where R_a is an alkyl radical as defined above containing one to twelve carbon atoms. Unless
5 stated otherwise specifically in the specification, an alkoxy carbonyl group is optionally substituted.

“Alkyl phosphoryl” refers to a radical of the formula $-P(=O)(R_a)$ where each R_a is independently an alkyl radical as defined above. Unless stated otherwise specifically in the specification, an alkyl phosphoryl group is optionally substituted.

10 “Alkyl phosphorylaminyll” refers to a radical of the formula $-NR_bP(=O)(R_a)$ where each R_a is independently an alkyl radical as defined above and R_b is H or an alkyl radical as defined above. Unless stated otherwise specifically in the specification, an alkyl phosphorylaminyll group is optionally substituted.

“Aryloxy” refers to a radical of the formula $-OR_a$ where R_a is an aryl
15 radical as defined herein. Unless stated otherwise specifically in the specification, an aryloxy group is optionally substituted.

“Alkyl aminyl” refers to a radical of the formula $-NHR_a$ or $-NR_aR_a$ where each R_a is, independently, an alkyl radical as defined above containing one to twelve carbon atoms. A “haloalkyl aminyl” group is an alkyl aminyl group comprising at
20 least one halo substituent on the alkyl group. A “hydroxylalkyl aminyl” group is an alkyl aminyl group comprising at least one hydroxyl substituent on the alkyl group. An “amidinylalkyl aminyl” group is an alkyl aminyl group comprising at least one amidinyl substituent on the alkyl group. A “guanidinylalkyl aminyl” group is an alkyl aminyl group comprising at least one guanidinyl substituent on the alkyl group. Unless stated
25 otherwise specifically in the specification, an alkyl aminyl, haloalkyl aminyl, hydroxylalkyl aminyl, amidinylalkyl aminyl and/or guanidinylalkyl aminyl group is optionally substituted.

“Aminylalkyl” refers to an alkyl group comprising at least one aminyl substituent ($-NR_aR_b$ wherein R_a and R_b are each independently H or C_1-C_6 alkyl). The
30 aminyl substituent can be on a tertiary, secondary or primary carbon. Unless stated

otherwise specifically in the specification, an aminylalkyl group is optionally substituted.

“Aminylalkylaminyl” refers to a radical of the formula $-NR_aR_b$ wherein R_a is H or C_1-C_6 alkyl and R_b is aminylalkyl. Unless stated otherwise specifically in the specification, an aminylalkylaminyl group is optionally substituted.

“Aminylalkoxy” refers to a radical of the formula $-OR_aNH_2$ wherein R_a is alkylene. Unless stated otherwise specifically in the specification, an aminylalkoxy group is optionally substituted.

“Alkylaminylalkoxy” refers to a radical of the formula $-OR_aNR_bR_c$ wherein R_a is alkylene and R_b and R_c are each independently H or C_1-C_6 alkyl, provided one of R_b or R_c is C_1-C_6 alkyl. Unless stated otherwise specifically in the specification, an alkylaminylalkoxy group is optionally substituted.

“Alkylcarbonylaminy” refers to a radical of the formula $-NH(C=O)R_a$ where R_a is an alkyl radical as defined above containing one to twelve carbon atoms. Unless stated otherwise specifically in the specification, an alkylcarbonylaminy group is optionally substituted. An alkenylcarbonylaminy is an alkylcarbonylaminy containing at least one carbon-carbon double bond. An alkenylcarbonylaminy group is optionally substituted.

“Alkylcarbonylaminyalkoxy” refers to a radical of the formula $-OR_bNH(C=O)R_a$ where R_a is an alkyl radical as defined above containing one to twelve carbon atoms and R_b is alkylene. Unless stated otherwise specifically in the specification, an alkylcarbonylaminyalkoxy group is optionally substituted.

“Alkylaminylalkyl” refers to an alkyl group comprising at least one alkylaminyl substituent. The alkylaminyl substituent can be on a tertiary, secondary or primary carbon. Unless stated otherwise specifically in the specification, an alkylaminylalkyl group is optionally substituted.

“Aminylcarbonyl” refers to a radical of the formula $-C(=O)R_aR_b$ where R_a and R_b are each independently H or alkyl. Unless stated otherwise specifically in the specification, an aminylcarbonyl group is optionally substituted.

“Alkylaminylcarbonyl” refers to a radical of the formula $-C(=O)NR_aR_b$, where R_a and R_b are each independently H or alkyl, provided at least one of R_a or R_b is

alkyl. Unless stated otherwise specifically in the specification, an alkylaminylcarbonyl group is optionally substituted.

“Aminylcarbonylalkyl” refers to a radical of the formula –

$R_cC(=O)NR_aR_b$, where R_a and R_b are each independently H or alkyl and R_c is alkylene.

5 Unless stated otherwise specifically in the specification, an aminylcarbonylalkyl group is optionally substituted.

“Aminylcarbonylcycloalkylalkyl” refers to a radical of the

formula $-R_cC(=O)NR_aR_b$, where R_a and R_b are each independently H or alkyl and R_c is cycloalkyl. Unless stated otherwise specifically in the specification, an

10 aminylcarbonylcycloalkyl group is optionally substituted.

“Alkylsulfone” refers to a radical of the formula $-S(=O)_2R_a$ where R_a is

alkyl as defined herein. Unless stated otherwise specifically in the specification, an alkylsulfone group is optionally substituted.

“Aryl” refers to a carbocyclic ring system radical comprising 6 to 18

15 carbon atoms and at least one aromatic ring. For purposes of embodiments of this invention, the aryl radical is a monocyclic, bicyclic, tricyclic or tetracyclic ring system, which may include fused or bridged ring systems. Aryl radicals include, but are not limited to, aryl radicals derived from aceanthrylene, acenaphthylene, acephenanthrylene, anthracene, azulene, benzene, chrysene, fluoranthene, fluorene, *as*-
20 indacene, *s*-indacene, indane, indene, naphthalene, phenalene, phenanthrene, pleiadene, pyrene, and triphenylene. Unless stated otherwise specifically in the specification, the term “aryl” or the prefix “ar-“ (such as in “aralkyl”) is meant to include aryl radicals that are optionally substituted.

“Aralkyl” refers to a radical of the formula $-R_b-R_c$ where R_b is an

25 alkylene chain as defined above and R_c is one or more aryl radicals as defined above, for example, benzyl, diphenylmethyl and the like. Unless stated otherwise specifically in the specification, an aralkyl group is optionally substituted.

“Arylalkyloxy” refers to a radical of the formula $-OR_b-R_c$ where R_b is an alkylene chain as defined above and R_c is one or more aryl radicals as defined above,

30 for example, benzyl, diphenylmethyl and the like. Unless stated otherwise specifically in the specification, an arylalkyloxy group is optionally substituted.

“Arylalkylaminyl” refers to a radical of the formula $-N(R_a)R_b-R_c$ where R_a is H or C_1-C_6 alkyl, R_b is an alkylene chain as defined above and R_c is one or more aryl radicals as defined above, for example, benzyl, diphenylmethyl and the like. Unless stated otherwise specifically in the specification, an arylalkylaminyl group is optionally substituted.

“Carboxyalkyl” refers to a radical of the formula $-R_b-R_c$ where R_b is an alkylene chain as defined above and R_c is a carboxyl group as defined above. Unless stated otherwise specifically in the specification, carboxyalkyl group is optionally substituted.

“Cyanoalkyl” refers to a radical of the formula $-R_b-R_c$ where R_b is an alkylene chain as defined above and R_c is a cyano group as defined above. Unless stated otherwise specifically in the specification, a cyanoalkyl group is optionally substituted.

“Carbocyclic” or “carbocycle” refers to a ring system, wherein each of the ring atoms are carbon.

“Cycloalkyl” refers to a stable non-aromatic monocyclic or polycyclic carbocyclic radical consisting solely of carbon and hydrogen atoms, which may include fused or bridged ring systems, having from three to fifteen carbon atoms, preferably having from three to ten carbon atoms, and which is saturated or unsaturated and attached to the rest of the molecule by a single bond. Monocyclic radicals include, for example, cyclopropyl, cyclobutyl, cyclopentyl, cyclohexyl, cycloheptyl, and cyclooctyl. Polycyclic radicals include, for example, adamantyl, norbornyl, decalanyl, 7,7-dimethyl-bicyclo[2.2.1]heptanyl, and the like. A “cycloalkenyl” is a cycloalkyl comprising one or more carbon-carbon double bonds within the ring. Unless otherwise stated specifically in the specification, a cycloalkyl (or cycloalkenyl) group is optionally substituted.

“Cyanocycloalkyl” refers to a radical of the formula $-R_b-R_c$ where R_b is cycloalkyl and R_c is a cyano group as defined above. Unless stated otherwise specifically in the specification, a cyanocycloalkyl group is optionally substituted.

“Cycloalkylaminylcarbonyl” refers to a radical of the formula

$-\text{C}(=\text{O})\text{NR}_a\text{R}_b$, where R_a and R_b are each independently H or cycloalkyl, provided at least one of R_a or R_b is cycloalkyl. Unless stated otherwise specifically in the specification, n-cycloalkylaminylcarbonyl group is optionally substituted.

“Cycloalkylalkyl” refers to a radical of the formula $-\text{R}_b\text{R}_d$ where R_b is an alkylene chain as defined above and R_d is a cycloalkyl radical as defined above. Unless
5 stated otherwise specifically in the specification, a cycloalkylalkyl group is optionally substituted.

“Fused” refers to any ring structure described herein which is fused to an existing ring structure in the compounds of the invention. When the fused ring is a
10 heterocyclyl ring or a heteroaryl ring, any carbon atom on the existing ring structure which becomes part of the fused heterocyclyl ring or the fused heteroaryl ring is replaced with a nitrogen atom.

“Halo” or “halogen” refers to bromo, chloro, fluoro or iodo.

“Haloalkyl” refers to an alkyl radical, as defined above, that is
15 substituted by one or more halo radicals, as defined above, *e.g.*, trifluoromethyl, difluoromethyl, trichloromethyl, 2,2,2-trifluoroethyl, 1,2-difluoroethyl, 3-bromo-2-fluoropropyl, 1,2-dibromoethyl, and the like. A “perhaloalkyl” is an alkyl radical, as defined above, wherein each H atom is replaced with a halogen. Unless
20 stated otherwise specifically in the specification, a haloalkyl group is optionally substituted.

“Haloalkoxy” refers to a radical of the formula $-\text{OR}_a$ where R_a is a haloalkyl radical as defined herein containing one to twelve carbon atoms. Unless
stated otherwise specifically in the specification, a haloalkoxy group is optionally
substituted.

“Heterocyclyl” or “heterocyclic ring” refers to a stable 3- to
25 18-membered non-aromatic ring radical having one to twelve ring carbon atoms (*e.g.*, two to twelve) and from one to six ring heteroatoms selected from the group consisting of nitrogen, oxygen and sulfur. Unless stated otherwise specifically in the specification,
the heterocyclyl radical is a monocyclic, bicyclic, tricyclic or tetracyclic ring system,
30 which may include fused, spirocyclic (“spiro-heterocyclyl”) and/or bridged ring systems; and the nitrogen, carbon or sulfur atoms in the heterocyclyl radical is

optionally oxidized; the nitrogen atom is optionally quaternized; and the heterocyclyl radical is partially or fully saturated. Examples of such heterocyclyl radicals include, but are not limited to, dioxolanyl, thienyl[1,3]dithianyl, decahydroisoquinolyl, imidazoliny, imidazolidiny, isothiazolidiny, isoxazolidiny, morpholiny, 5 octahydroindolyl, octahydroisoindolyl, 2-oxopiperaziny, 2-oxopiperidiny, 2-oxopyrrolidiny, oxazolidiny, piperidiny, piperaziny, 4-piperidonyl, pyrrolidiny, pyrazolidiny, quinuclidiny, thiazolidiny, tetrahydrofuryl, trithianyl, tetrahydropyranyl, thiomorpholiny, thiamorpholiny, 1-oxo-thiomorpholiny, and 1,1-dioxo-thiomorpholiny. "Heterocyclyloxy" refers to a heterocyclyl group bound to 10 the remainder of the molecule via an oxygen bond (-O-). "Heterocyclylaminy" refers to a heterocyclyl group bound to the remainder of the molecule via a nitrogen bond (-NR_a-, where R_a is H or C₁-C₆ alkyl). Unless stated otherwise specifically in the specification, a heterocyclyl, heterocyclyloxy and/or heterocyclylaminy group is optionally substituted.

15 "N-heterocyclyl" refers to a heterocyclyl radical as defined above containing at least one nitrogen and where the point of attachment of the heterocyclyl radical to the rest of the molecule is through a nitrogen atom in the heterocyclyl radical. Unless stated otherwise specifically in the specification, a N-heterocyclyl group is optionally substituted.

20 "Heterocyclylene" refers to a divalent heterocyclyl group as defined above. Unless stated otherwise specifically in the specification, a heterocyclylene group is optionally substituted.

"Aminylheterocyclylene" refers to a divalent radical of the formula -N(R_a)R_b- where R_a is H or C₁-C₆ alkyl and R_b is heterocyclylene as defined above. 25 Unless stated otherwise specifically in the specification, an aminylheterocyclylene group is optionally substituted.

"Alkylheterocyclylene" refers to a divalent radical of the formula -R_aR_b- where R_a is alkylene and R_b is heterocyclylene as defined above. Unless stated 30 otherwise specifically in the specification, an alkylheterocyclylene group is optionally substituted.

“Heteroalkylheterocyclene” refers to a divalent radical of the formula $-R_aR_b-$ where R_a is heteroalkylene and R_b is heterocyclene as defined above. Unless stated otherwise specifically in the specification, an heteroalkylheterocyclene group is optionally substituted.

5 “Heterocyclylalkyl” refers to a radical of the formula $-R_bR_c$ where R_b is an alkylene chain as defined above and R_c is a heterocyclyl radical as defined above, and if the heterocyclyl is a nitrogen-containing heterocyclyl, the heterocyclyl is optionally attached to the alkyl radical at the nitrogen atom. Unless stated otherwise specifically in the specification, a heterocyclylalkyl group is optionally substituted.

10 “Heterocyclylalkyloxy” refers to a radical of the formula $-OR_bR_c$ where R_b is an alkylene chain as defined above and R_c is a heterocyclyl radical as defined above, and if the heterocyclyl is a nitrogen-containing heterocyclyl, the heterocyclyl is optionally attached to the alkyl radical at the nitrogen atom. Unless stated otherwise specifically in the specification, a heterocyclylalkyloxy group is optionally substituted.

15 “Heterocyclylalkylaminyl” refers to a radical of the formula $-N(R_c)R_bR_c$ where R_b is an alkylene chain as defined above and R_c is a heterocyclyl radical as defined above, and if the heterocyclyl is a nitrogen-containing heterocyclyl, the heterocyclyl is optionally attached to the alkyl radical at the nitrogen atom, R_c is H or C_1-C_6 alkyl. Unless stated otherwise specifically in the specification, a
20 heterocyclylalkyloxy group is optionally substituted.

“Heteroaryl” refers to a 5- to 14-membered ring system radical comprising hydrogen atoms, one to thirteen ring carbon atoms, one to six ring heteroatoms selected from the group consisting of nitrogen, oxygen and sulfur, and at least one aromatic ring comprising a heteroatom. For purposes of embodiments of this
25 invention, the heteroaryl radical may be a monocyclic, bicyclic, tricyclic or tetracyclic ring system, which may include fused or bridged ring systems; and the nitrogen, carbon or sulfur atoms in the heteroaryl radical may be optionally oxidized; the nitrogen atom may be optionally quaternized. Examples include, but are not limited to, azepinyl, acridinyl, benzimidazolyl, benzothiazolyl, benzindolyl, benzodioxolyl, benzofuranyl,
30 benzoaxazolyl, benzothiazolyl, benzothiadiazolyl, benzo[*b*][1,4]dioxepinyl, 1,4-benzodioxanyl, benzonaphthofuranyl, benzoxazolyl, benzodioxolyl, benzodioxinyl,

benzopyranyl, benzopyranonyl, benzofuranyl, benzofuranonyl, benzothienyl
(benzothiophenyl), benzotriazolyl, benzo[4,6]imidazo[1,2-a]pyridinyl, carbazolyl,
cinnolinyl, dibenzofuranyl, dibenzothiophenyl, furanyl, furanonyl, isothiazolyl,
imidazolyl, indazolyl, indolyl, indazolyl, isoindolyl, indolinyl, isoindolinyl, isoquinolyl,
5 indoliziny, isoxazolyl, naphthyridinyl, oxadiazolyl, 2-oxoazepinyl, oxazolyl, oxiranyl,
1-oxidopyridinyl, 1-oxidopyrimidinyl, 1-oxidopyrazinyl, 1-oxidopyridazinyl,
1-phenyl-1*H*-pyrrolyl, phenazinyl, phenothiazinyl, phenoxazinyl, phthalazinyl,
pteridinyl, purinyl, pyrrolyl, pyrazolyl, pyridinyl, pyrazinyl, pyrimidinyl, pyridazinyl,
quinazoliny, quinoxaliny, quinolinyl, quinuclidinyl, isoquinolinyl,
10 tetrahydroquinolinyl, thiazolyl, thiadiazolyl, triazolyl, tetrazolyl, triazinyl, and
thiophenyl (*i.e.*, thienyl). “Heteroaryloxy” refers to a heteroaryl group bound to the
remainder of the molecule via an oxygen bond (-O-). “Heteroarylaminy” refers to a
heteroaryl group bound to the remainder of the molecule via a nitrogen bond (-NR_a-,
where R_a is H or C₁-C₆ alkyl). Unless stated otherwise specifically in the specification,
15 a heteroaryl, heteroaryloxy and/or heteroarylaminy group is optionally substituted.

“*N*-heteroaryl” refers to a heteroaryl radical as defined above containing
at least one nitrogen and where the point of attachment of the heteroaryl radical to the
rest of the molecule is through a nitrogen atom in the heteroaryl radical. Unless stated
otherwise specifically in the specification, an *N*-heteroaryl group is optionally
20 substituted.

“Heterocyclylene” refers to a divalent heterocyclyl group as defined
above. Unless stated otherwise specifically in the specification, a heterocyclylene
group is optionally substituted.

“Aminylheterocyclylene” refers to a divalent radical of the formula
25 -N(R_a)R_b- where R_a is H or C₁-C₆ alkyl and R_b is heterocyclylene as defined above.
Unless stated otherwise specifically in the specification, an aminylheterocyclylene
group is optionally substituted.

“Alkylheterocyclylene” refers to a divalent radical of the formula -R_aR_b-
where R_a is alkylene and R_b is heterocyclylene as defined above. Unless stated
30 otherwise specifically in the specification, an alkylheterocyclylene group is optionally
substituted.

“Heteroalkylheterocyclene” refers to a divalent radical of the formula $-R_aR_b-$ where R_a is heteroalkylene and R_b is heterocyclene as defined above. Unless stated otherwise specifically in the specification, an heteroalkylheterocyclene group is optionally substituted.

5 “Heteroarylalkyl” refers to a radical of the formula $-R_bR_f$ where R_b is an alkylene chain as defined above and R_f is a heteroaryl radical as defined above. Unless stated otherwise specifically in the specification, a heteroarylalkyl group is optionally substituted.

10 “Heteroarylalkyloxy” refers to a radical of the formula $-OR_bR_f$ where R_b is an alkylene chain as defined above and R_f is a heteroaryl radical as defined above, and if the heteroaryl is a nitrogen-containing heterocyclyl, the heterocyclyl is optionally attached to the alkyl radical at the nitrogen atom. Unless stated otherwise specifically in the specification, a heteroarylalkyloxy group is optionally substituted.

15 “Heteroarylalkylaminyl” refers to a radical of the formula $-NR_cR_bR_f$ where R_b is an alkylene chain as defined above and R_f is a heteroaryl radical as defined above, and if the heteroaryl is a nitrogen-containing heterocyclyl, the heterocyclyl is optionally attached to the alkyl radical at the nitrogen atom, and R_c is H or C_1-C_6 alkyl. Unless stated otherwise specifically in the specification, a heteroarylalkyloxy group is optionally substituted. “Hydroxylalkyl” refers to an alkyl group comprising at least one
20 hydroxyl substituent. The $-OH$ substituent may be on a primary, secondary or tertiary carbon. Unless stated otherwise specifically in the specification, a hydroxylalkyl group is optionally substituted. “Hydroxylalkylaminyl” is an alkylaminyl groups comprising at least one $-OH$ substituent, which is on a primary, secondary or tertiary carbon. Unless stated otherwise specifically in the specification, a hydroxylalkylaminyl group is
25 optionally substituted.

“Phosphate” refers to the $-OP(=O)(R_a)R_b$ group, where R_a is OH, O^- or OR_c and R_b is OH, O^- , OR_c , or a further phosphate group (*e.g.*, to form a di- or triphosphate), wherein R_c is a counter ion (*e.g.*, Na^+ and the like).

30 “Phosphoalkoxy” refers to an alkoxy group, as defined herein, which is substituted with at least one phosphate group, as defined herein. Unless stated

otherwise specifically in the specification, a phosphoalkoxy group is optionally substituted.

“Thioalkyl” refers to a radical of the formula $-SR_a$ where R_a is an alkyl radical as defined above containing one to twelve carbon atoms. Unless stated
5 otherwise specifically in the specification, a thioalkyl group is optionally substituted.

The term “substituted” as used herein means any of the above groups (*e.g.*, alkyl, alkylene, alkylcycloalkyl, alkoxy, alkylphosphoryl, alkylphosphorylaminyll, amidinylalkyloxy, guanidinylalkyloxy, alkylcarbonylaminyllalkyloxy, heterocyclylalkyloxy, heteroarylalkyloxy, aminylalkyloxy, alkoxyalkyl,
10 alkoxy carbonyl, haloalkylaminyll, hydroxylalkylaminyll, amidinylalkylaminyll, guanidinylalkylaminyll, aminylalkyl, aminylalkylaminyll, aminylalkoxy, alkylaminyllalkoxy aryloxy, alkylaminyll, alkylcarbonylaminyll, alkylaminyllalkyl, aminylcarbonyl, alkylaminyllcarbonyl, alkylcarbonylaminyllalkoxy, aminylcarbonyllalkyl, aminylcarbonylcycloalkylalkyl, thioalkyl, alkylsulfone, aryl,
15 aralkyl, arylalkyloxy, arylalkylaminyll, carboxyalkyl, cyanoalkyl, cycloalkyl, cycloalkyloxy, cycloalkylaminyll, cyanocycloalkyl, cycloalkylaminyllcarbonyl, cycloalkylalkyl, haloalkyl, haloalkoxy, heterocyclyl, heterocycllyoxy, heterocyclylaminyll, *N*-heterocyclyl, heterocyclylalkyl, heterocyclylalkyloxy, heterocyclylalkylaminyll, heteroaryl, *N*-heteroaryl, heteroarylalkyl, heteroarylalkyloxy,
20 heteroarylalkylaminyll, hydroxylalkylaminyll, phosphoalkoxy and/or hydroxylalkyl) wherein at least one hydrogen atom (*e.g.*, 1, 2, 3 or all hydrogen atoms) is replaced by a bond to a non-hydrogen atom such as, but not limited to: a halogen atom such as F, Cl, Br, and I; an oxygen atom in groups such as hydroxyl groups, alkoxy groups, and ester groups; a sulfur atom in groups such as thiol groups, thioalkyl groups, sulfone groups,
25 sulfonyl groups, and sulfoxide groups; a nitrogen atom in groups such as amines, amides, alkylamines, dialkylamines, arylamines, alkylarylamines, diarylamines, *N*-oxides, imides, and enamines; a silicon atom in groups such as trialkylsilyl groups, dialkylarylsilyl groups, alkyl diarylsilyl groups, and triarylsilyl groups; and other heteroatoms in various other groups. “Substituted” also means any of the above groups
30 in which one or more hydrogen atoms are replaced by a higher-order bond (*e.g.*, a double- or triple-bond) to a heteroatom such as oxygen in oxo, carbonyl, carboxyl, and

ester groups; and nitrogen in groups such as imines, oximes, hydrazones, and nitriles. For example, “substituted” includes any of the above groups in which one or more hydrogen atoms are replaced with $-NR_gR_h$, $-NR_gC(=O)R_h$, $-NR_gC(=O)NR_gR_h$, $-NR_gC(=O)OR_h$, $-NR_gSO_2R_h$, $-OC(=O)NR_gR_h$, $-OR_g$, $-SR_g$, $-SOR_g$, $-SO_2R_g$, $-OSO_2R_g$, $-SO_2OR_g$, $=NSO_2R_g$, and $-SO_2NR_gR_h$. “Substituted” also means any of the above groups in which one or more hydrogen atoms are replaced with $-C(=O)R_g$, $-C(=O)OR_g$, $-C(=O)NR_gR_h$, $-CH_2SO_2R_g$, $-CH_2SO_2NR_gR_h$. In the foregoing, R_g and R_h are the same or different and independently hydrogen, alkyl, alkoxy, alkylaminyl, thioalkyl, aryl, aralkyl, cycloalkyl, cycloalkylalkyl, haloalkyl, heterocyclyl, *N*-heterocyclyl, heterocyclylalkyl, heteroaryl, *N*-heteroaryl and/or heteroarylalkyl. “Substituted” further means any of the above groups in which one or more hydrogen atoms are replaced by a bond to an aminyl, cyano, hydroxyl, imino, nitro, oxo, thioxo, halo, alkyl, alkoxy, alkylaminyl, thioalkyl, aryl, aralkyl, cycloalkyl, cycloalkylalkyl, haloalkyl, heterocyclyl, *N*-heterocyclyl, heterocyclylalkyl, heteroaryl, *N*-heteroaryl and/or heteroarylalkyl group. In addition, each of the foregoing substituents may also be optionally substituted with one or more of the above substituents.

It is understood that each choice for R , R^1 , R^a , R^b , R^1 , R^2 , R^{2a} , R^{2b} , R^{2c} , R^{3a} , R^{3b} , R^{4a} , R^{4b} , R^5 , R^6 , R^7 , R^8 , L^1 and L^2 is optionally substituted as described above unless specifically stated otherwise, and provided that all valences are satisfied by the substitution. Specifically, each choice for R , R^1 , R^a , R^b , R^1 , R^2 , R^{2a} , R^{2b} , R^{2c} , R^{3a} , R^{3b} , R^{4a} , R^{4b} , R^5 , R^6 , R^7 , R^8 , L^1 and L^2 is optionally substituted unless specifically stated otherwise, and provided such substitution results in a stable molecule (e.g., groups such as H and halo are not optionally substituted).

“Electrophile” or “electrophilic moiety” is any moiety capable of reacting with a nucleophile (e.g., a moiety having a lone pair of electrons, a negative charge, a partial negative charge and/or an excess of electrons, for example a $-SH$ group). Electrophiles typically are electron poor or comprise atoms which are electron poor. In certain embodiments an electrophile contains a positive charge or partial positive charge, has a resonance structure which contains a positive charge or partial positive charge or is a moiety in which delocalization or polarization of electrons results

in one or more atom which contains a positive charge or partial positive charge. In some embodiments, the electrophiles comprise conjugated double bonds, for example an α,β -unsaturated carbonyl or α,β -unsaturated thiocarbonyl compound.

The term "effective amount" or "therapeutically effective amount" refers to that amount of a compound described herein that is sufficient to effect the intended application including but not limited to disease treatment, as defined below. The therapeutically effective amount may vary depending upon the intended treatment application (*in vivo*), or the subject and disease condition being treated, *e.g.*, the weight and age of the subject, the severity of the disease condition, the manner of administration and the like, which can readily be determined by one of ordinary skill in the art. The term also applies to a dose that will induce a particular response in target cells, *e.g.*, reduction of platelet adhesion and/or cell migration. The specific dose will vary depending on the particular compounds chosen, the dosing regimen to be followed, whether it is administered in combination with other compounds, timing of administration, the tissue to which it is administered, and the physical delivery system in which it is carried.

As used herein, "treatment" or "treating" refer to an approach for obtaining beneficial or desired results with respect to a disease, disorder or medical condition including but not limited to a therapeutic benefit and/or a prophylactic benefit. By therapeutic benefit is meant eradication or amelioration of the underlying disorder being treated. Also, a therapeutic benefit is achieved with the eradication or amelioration of one or more of the physiological symptoms associated with the underlying disorder such that an improvement is observed in the subject, notwithstanding that the subject may still be afflicted with the underlying disorder. In certain embodiments, for prophylactic benefit, the compositions are administered to a subject at risk of developing a particular disease, or to a subject reporting one or more of the physiological symptoms of a disease, even though a diagnosis of this disease may not have been made.

A "therapeutic effect," as that term is used herein, encompasses a therapeutic benefit and/or a prophylactic benefit as described above. A prophylactic effect includes delaying or eliminating the appearance of a disease or condition,

delaying or eliminating the onset of symptoms of a disease or condition, slowing, halting, or reversing the progression of a disease or condition, or any combination thereof.

The term “co-administration,” “administered in combination with,” and their grammatical equivalents, as used herein, encompass administration of two or more agents to an animal, including humans, so that both agents and/or their metabolites are present in the subject at the same time. Co-administration includes simultaneous administration in separate compositions, administration at different times in separate compositions, or administration in a composition in which both agents are present.

“Pharmaceutically acceptable salt” includes both acid and base addition salts.

“Pharmaceutically acceptable acid addition salt” refers to those salts which retain the biological effectiveness and properties of the free bases, which are not biologically or otherwise undesirable, and which are formed with inorganic acids such as, but are not limited to, hydrochloric acid, hydrobromic acid, sulfuric acid, nitric acid, phosphoric acid and the like, and organic acids such as, but not limited to, acetic acid, 2,2-dichloroacetic acid, adipic acid, alginic acid, ascorbic acid, aspartic acid, benzenesulfonic acid, benzoic acid, 4-acetamidobenzoic acid, camphoric acid, camphor-10-sulfonic acid, capric acid, caproic acid, caprylic acid, carbonic acid, cinnamic acid, citric acid, cyclamic acid, dodecylsulfuric acid, ethane-1,2-disulfonic acid, ethanesulfonic acid, 2-hydroxyethanesulfonic acid, formic acid, fumaric acid, galactaric acid, gentisic acid, glucoheptonic acid, gluconic acid, glucuronic acid, glutamic acid, glutaric acid, 2-oxo-glutaric acid, glycerophosphoric acid, glycolic acid, hippuric acid, isobutyric acid, lactic acid, lactobionic acid, lauric acid, maleic acid, malic acid, malonic acid, mandelic acid, methanesulfonic acid, mucic acid, naphthalene-1,5-disulfonic acid, naphthalene-2-sulfonic acid, 1-hydroxy-2-naphthoic acid, nicotinic acid, oleic acid, orotic acid, oxalic acid, palmitic acid, pamoic acid, propionic acid, pyroglutamic acid, pyruvic acid, salicylic acid, 4-aminosalicylic acid, sebacic acid, stearic acid, succinic acid, tartaric acid, thiocyanic acid, *p*-toluenesulfonic acid, trifluoroacetic acid, undecylenic acid, and the like.

“Pharmaceutically acceptable base addition salt” refers to those salts which retain the biological effectiveness and properties of the free acids, which are not biologically or otherwise undesirable. These salts are prepared from addition of an inorganic base or an organic base to the free acid. Salts derived from inorganic bases include, but are not limited to, the sodium, potassium, lithium, ammonium, calcium, magnesium, iron, zinc, copper, manganese, aluminum salts and the like. Preferred inorganic salts are the ammonium, sodium, potassium, calcium, and magnesium salts. Salts derived from organic bases include, but are not limited to, salts of primary, secondary, and tertiary amines, substituted amines including naturally occurring substituted amines, cyclic amines and basic ion exchange resins, such as ammonia, isopropylamine, trimethylamine, diethylamine, triethylamine, tripropylamine, diethanolamine, ethanolamine, deanol, 2-dimethylaminoethanol, 2-diethylaminoethanol, dicyclohexylamine, lysine, arginine, histidine, caffeine, procaine, hydrabamine, choline, betaine, benethamine, benzathine, ethylenediamine, glucosamine, methylglucamine, theobromine, triethanolamine, tromethamine, purines, piperazine, piperidine, *N*-ethylpiperidine, polyamine resins and the like. Particularly preferred organic bases are isopropylamine, diethylamine, ethanolamine, trimethylamine, dicyclohexylamine, choline and caffeine.

In some embodiments, pharmaceutically acceptable salts include quaternary ammonium salts such as quaternary amine alkyl halide salts (*e.g.*, methyl bromide).

The terms “antagonist” and “inhibitor” are used interchangeably, and they refer to a compound having the ability to inhibit a biological function of a target protein, whether by inhibiting the activity or expression of the protein, such as KRAS, HRAS or NRAS G12C. Accordingly, the terms “antagonist” and “inhibitors” are defined in the context of the biological role of the target protein. While preferred antagonists herein specifically interact with (*e.g.*, bind to) the target, compounds that inhibit a biological activity of the target protein by interacting with other members of the signal transduction pathway of which the target protein is a member are also specifically included within this definition. A preferred biological activity inhibited by an antagonist is associated with the development, growth, or spread of a tumor.

The term “agonist” as used herein refers to a compound having the ability to initiate or enhance a biological function of a target protein, whether by inhibiting the activity or expression of the target protein. Accordingly, the term “agonist” is defined in the context of the biological role of the target polypeptide. While preferred agonists herein specifically interact with (*e.g.*, bind to) the target, compounds that initiate or enhance a biological activity of the target polypeptide by interacting with other members of the signal transduction pathway of which the target polypeptide is a member are also specifically included within this definition.

As used herein, “agent” or “biologically active agent” refers to a biological, pharmaceutical, or chemical compound or other moiety. Non-limiting examples include a simple or complex organic or inorganic molecule, a peptide, a protein, an oligonucleotide, an antibody, an antibody derivative, antibody fragment, a vitamin derivative, a carbohydrate, a toxin, or a chemotherapeutic compound. Various compounds can be synthesized, for example, small molecules and oligomers (*e.g.*, oligopeptides and oligonucleotides), and synthetic organic compounds based on various core structures. In addition, various natural sources can provide compounds for screening, such as plant or animal extracts, and the like.

“Signal transduction” is a process during which stimulatory or inhibitory signals are transmitted into and within a cell to elicit an intracellular response. A modulator of a signal transduction pathway refers to a compound which modulates the activity of one or more cellular proteins mapped to the same specific signal transduction pathway. A modulator may augment (agonist) or suppress (antagonist) the activity of a signaling molecule.

An “anti-cancer agent”, “anti-tumor agent” or “chemotherapeutic agent” refers to any agent useful in the treatment of a neoplastic condition. One class of anti-cancer agents comprises chemotherapeutic agents. “Chemotherapy” means the administration of one or more chemotherapeutic drugs and/or other agents to a cancer patient by various methods, including intravenous, oral, intramuscular, intraperitoneal, intravesical, subcutaneous, transdermal, buccal, or inhalation or in the form of a suppository.

The term “cell proliferation” refers to a phenomenon by which the cell number has changed as a result of division. This term also encompasses cell growth by which the cell morphology has changed (*e.g.*, increased in size) consistent with a proliferative signal.

5 The term “selective inhibition” or “selectively inhibit” refers to a biologically active agent refers to the agent’s ability to preferentially reduce the target signaling activity as compared to off-target signaling activity, via direct or indirect interaction with the target.

 "Subject" refers to an animal, such as a mammal, for example a human.
10 The methods described herein can be useful in both human therapeutics and veterinary applications. In some embodiments, the subject is a mammal, and in some embodiments, the subject is human.

 “Mammal” includes humans and both domestic animals such as laboratory animals and household pets (*e.g.*, cats, dogs, swine, cattle, sheep, goats,
15 horses, rabbits), and non-domestic animals such as wildlife and the like.

 “Radiation therapy” means exposing a subject, using routine methods and compositions known to the practitioner, to radiation emitters such as alpha-particle emitting radionuclides (*e.g.*, actinium and thorium radionuclides), low linear energy transfer (LET) radiation emitters (*i.e.*, beta emitters), conversion electron emitters (*e.g.*,
20 strontium-89 and samarium-153-EDTMP, or high-energy radiation, including without limitation x-rays, gamma rays, and neutrons.

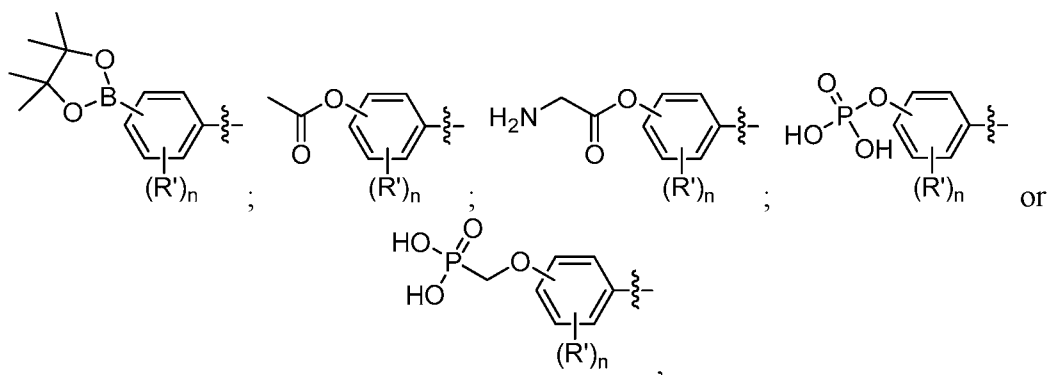
 An “anti-cancer agent”, “anti-tumor agent” or “chemotherapeutic agent” refers to any agent useful in the treatment of a neoplastic condition. One class of anti-cancer agents comprises chemotherapeutic agents. “Chemotherapy” means the
25 administration of one or more chemotherapeutic drugs and/or other agents to a cancer patient by various methods, including intravenous, oral, intramuscular, intraperitoneal, intravesical, subcutaneous, transdermal, buccal, or inhalation or in the form of a suppository.

 “Prodrug” is meant to indicate a compound that may be converted under
30 physiological conditions or by solvolysis to a biologically active compound described herein (*e.g.*, compound of structure (I)). Thus, the term "prodrug" refers to a precursor

of a biologically active compound that is pharmaceutically acceptable. In some aspects, a prodrug is inactive when administered to a subject, but is converted *in vivo* to an active compound, for example, by hydrolysis. The prodrug compound often offers advantages of solubility, tissue compatibility or delayed release in a mammalian organism (see, e.g., Bundgard, H., *Design of Prodrugs* (1985), pp. 7-9, 21-24 (Elsevier, Amsterdam). A discussion of prodrugs is provided in Higuchi, T., et al., "Pro-drugs as Novel Delivery Systems," A.C.S. Symposium Series, Vol. 14, and in *Bioreversible Carriers in Drug Design*, ed. Edward B. Roche, American Pharmaceutical Association and Pergamon Press, 1987, both of which are incorporated in full by reference herein.

The term "prodrug" is also meant to include any covalently bonded carriers, which release the active compound *in vivo* when such prodrug is administered to a mammalian subject. Prodrugs of an active compound, as described herein, are typically prepared by modifying functional groups present in the active compound in such a way that the modifications are cleaved, either in routine manipulation or *in vivo*, to the parent active compound. Prodrugs include compounds wherein a hydroxy, amino or mercapto group is bonded to any group that, when the prodrug of the active compound is administered to a mammalian subject, cleaves to form a free hydroxy, free amino or free mercapto group, respectively. Examples of prodrugs include, but are not limited to, acetate, formate and benzoate derivatives of a hydroxy functional group, or acetamide, formamide and benzamide derivatives of an amine functional group in the active compound and the like.

In some embodiments, prodrugs include compounds of structure (I) having a phosphate, phosphoalkoxy, ester or boronic ester substituent. Without being bound by theory, it is believed that such substituents are converted to a hydroxyl group under physiological conditions. Accordingly, embodiments include any of the compounds disclosed herein, wherein a hydroxyl group has been replaced with a phosphate, phosphoalkoxy, ester or boronic ester group, for example a phosphate or phosphoalkoxy group. For example, in some embodiments a hydroxyl group on the R¹ moiety is replaced with a phosphate, phosphoalkoxy, ester or boronic ester group, for example a phosphate or alkoxy phosphate group. Exemplary prodrugs of certain embodiments thus include compounds having one of the following R¹ moieties:



wherein each R' is independently H or an optional substituent, and n is 1, 2, 3 or 4.

5 The term “*in vivo*” refers to an event that takes place in a subject’s body. Embodiments of the invention disclosed herein are also meant to encompass all pharmaceutically acceptable compounds of structure (I) being isotopically-labelled by having one or more atoms replaced by an atom having a different atomic mass or mass number. Examples of isotopes that can be incorporated

10 into the disclosed compounds include isotopes of hydrogen, carbon, nitrogen, oxygen, phosphorous, fluorine, chlorine, and iodine, such as ^2H , ^3H , ^{11}C , ^{13}C , ^{14}C , ^{13}N , ^{15}N , ^{15}O , ^{17}O , ^{18}O , ^{31}P , ^{32}P , ^{35}S , ^{18}F , ^{36}Cl , ^{123}I , and ^{125}I , respectively. These radiolabeled compounds could be useful to help determine or measure the effectiveness of the compounds, by characterizing, for example, the site or mode of action, or binding

15 affinity to pharmacologically important site of action. Certain isotopically-labeled compounds of structure (I), for example, those incorporating a radioactive isotope, are useful in drug and/or substrate tissue distribution studies. The radioactive isotopes tritium, *i.e.* ^3H , and carbon-14, *i.e.* ^{14}C , are particularly useful for this purpose in view of their ease of incorporation and ready means of detection.

20 Substitution with heavier isotopes such as deuterium, *i.e.*, ^2H , may afford certain therapeutic advantages resulting from greater metabolic stability, for example, increased *in vivo* half-life or reduced dosage requirements, and hence are preferred in some circumstances.

25 Substitution with positron emitting isotopes, such as ^{11}C , ^{18}F , ^{15}O and ^{13}N , can be useful in Positron Emission Topography (PET) studies for examining substrate receptor occupancy. Isotopically-labeled compounds of structure (I) (*i.e.*, a compound of structure (I) in “isotopic form”) can generally be prepared by

conventional techniques known to those skilled in the art or by processes analogous to those described in the Examples as set out below using an appropriate isotopically-labeled reagent in place of the non-labeled reagent previously employed.

Certain embodiments are also meant to encompass the *in vivo* metabolic products of the disclosed compounds. Such products may result from, for example, the oxidation, reduction, hydrolysis, amidation, esterification, and the like of the administered compound, primarily due to enzymatic processes. Accordingly, the embodiments include compounds produced by a process comprising administering a compound of this invention to a mammal for a period of time sufficient to yield a metabolic product thereof. Such products are typically identified by administering a radiolabeled compound of the invention in a detectable dose to an animal, such as rat, mouse, guinea pig, monkey, or to human, allowing sufficient time for metabolism to occur, and isolating its conversion products from the urine, blood or other biological samples.

“Stable compound” and “stable structure” are meant to indicate a compound that is sufficiently robust to survive isolation to a useful degree of purity from a reaction mixture, and formulation into an efficacious therapeutic agent.

Often crystallizations produce a solvate of the compound of the invention. As used herein, the term “solvate” refers to an aggregate that comprises one or more molecules of a compound of the invention with one or more molecules of solvent. In some embodiments, the solvent is water, in which case the solvate is a hydrate. Alternatively, in other embodiments, the solvent is an organic solvent. Thus, the compounds of the present invention may exist as a hydrate, including a monohydrate, dihydrate, hemihydrate, sesquihydrate, trihydrate, tetrahydrate and the like, as well as the corresponding solvated forms. In some aspects, the compound of the invention is a true solvate, while in other cases, the compound of the invention merely retains adventitious water or is a mixture of water plus some adventitious solvent.

“Optional” or “optionally” means that the subsequently described event of circumstances may or may not occur, and that the description includes instances where said event or circumstance occurs and instances in which it does not. For example, “optionally substituted aryl” means that the aryl radical may or may not be

substituted and that the description includes both substituted aryl radicals and aryl radicals having no substitution.

A “pharmaceutical composition” refers to a formulation of a compound of the invention and a medium generally accepted in the art for the delivery of the biologically active compound to mammals, *e.g.*, humans. Such a medium includes all pharmaceutically acceptable carriers, diluents or excipients therefor.

“Pharmaceutically acceptable carrier, diluent or excipient” includes without limitation any adjuvant, carrier, excipient, glidant, sweetening agent, diluent, preservative, dye/colorant, flavor enhancer, surfactant, wetting agent, dispersing agent, suspending agent, stabilizer, isotonic agent, solvent, or emulsifier which has been approved by the United States Food and Drug Administration as being acceptable for use in humans or domestic animals.

The compounds of the invention (*i.e.*, compounds of structure (I) and embodiments thereof), or their pharmaceutically acceptable salts may contain one or more centers of geometric asymmetry and may thus give rise to enantiomers, diastereomers, and other stereoisomeric forms that are defined, in terms of absolute stereochemistry, as (*R*)- or (*S*)- or, as (*D*)- or (*L*)- for amino acids. Embodiments thus include all such possible isomers, as well as their racemic and optically pure forms. Optically active (+) and (-), (*R*)- and (*S*)-, or (*D*)- and (*L*)- isomers may be prepared using chiral synthons or chiral reagents, or resolved using conventional techniques, for example, chromatography and fractional crystallization. Conventional techniques for the preparation/isolation of individual enantiomers include chiral synthesis from a suitable optically pure precursor or resolution of the racemate (or the racemate of a salt or derivative) using, for example, chiral high pressure liquid chromatography (HPLC). When the compounds described herein contain olefinic double bonds or other centers of geometric asymmetry, and unless specified otherwise, it is intended that the compounds include both E and Z geometric isomers. Likewise, all tautomeric forms are also intended to be included.

Embodiments of the present invention include all manner of rotamers and conformationally restricted states of a compound of the invention, including atropisomers. Atropisomers, which are stereoisomers arising because of hindered

rotation about a single bond, where energy differences due to steric strain or other contributors create a barrier to rotation that is high enough to allow for isolation of individual conformers, are also included. As an example, certain compounds of the invention may exist as mixtures of atropisomers or purified or enriched for the presence
5 of one atropisomer.

In some embodiments, the compound of structure (I) is a mixture of atropisomers. In other embodiments, the compound of structure (I) is a substantially purified atropisomer. In some embodiments, the compound of structure (I) is a substantially purified R-atropisomer. In some other embodiments, the compound of
10 structure (I) is a substantially purified S-atropisomer.

A “stereoisomer” refers to a compound made up of the same atoms bonded by the same bonds but having different three-dimensional structures, which are not interchangeable. The present invention contemplates various stereoisomers and mixtures thereof and includes “enantiomers”, which refers to two stereoisomers whose
15 molecules are non-superimposable mirror images of one another.

A “tautomer” refers to a proton shift from one atom of a molecule to another atom of the same molecule. Embodiments thus include tautomers of the disclosed compounds.

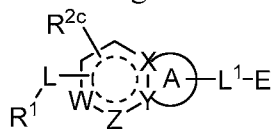
The chemical naming protocol and structure diagrams used herein are a
20 modified form of the I.U.P.A.C. nomenclature system, using the ACD/Name Version 9.07 software program and/or ChemDraw Ultra Version 11.0.1 software naming program (CambridgeSoft). For complex chemical names employed herein, a substituent group is typically named before the group to which it attaches. For example, cyclopropylethyl comprises an ethyl backbone with a cyclopropyl substituent.
25 Except as described below, all bonds are identified in the chemical structure diagrams herein, except for all bonds on some carbon atoms, which are assumed to be bonded to sufficient hydrogen atoms to complete the valency.

Compounds

In an aspect, the invention provides compounds which are capable of
30 selectively binding to and/or modulating a G12C mutant KRAS, HRAS or NRAS

protein. The compounds may modulate the G12C mutant KRAS, HRAS or NRAS protein by reaction with an amino acid. While not wishing to be bound by theory, the present applicants believe that, in some embodiments, the compounds of the invention selectively react with the G12C mutant KRAS, HRAS or NRAS proteins by forming a covalent bond with the cysteine at the 12 position of a G12C mutant KRAS, HRAS or NRAS protein. By binding to the Cysteine 12, the compounds of the invention may lock the switch II of the G12C mutant KRAS, HRAS or NRAS into an inactive stage. This inactive stage may be distinct from those observed for GTP and GDP bound KRAS, HRAS or NRAS. Some compounds of the invention may also be able to perturb the switch I conformation. Some compounds of the invention may favor the binding of the bound KRAS, HRAS or NRAS to GDP rather than GTP and therefore sequester the KRAS, HRAS or NRAS into an inactive KRAS, HRAS or NRAS GDP state. Because effector binding to KRAS, HRAS or NRAS is highly sensitive to the conformation of switch I and II, the irreversible binding of these compounds may disrupt KRAS, HRAS or NRAS downstream signaling.

As noted above, in one embodiment of the present invention, compounds having activity as modulators of a G12C mutant KRAS, HRAS or NRAS protein are provided, the compounds have the following structure (I):



20

(I)

or a pharmaceutically acceptable salt, isotopic form, stereoisomer or prodrug thereof, wherein:

W is N or CR^{2b};

X and Y are each independently C or N;

25

Z is CR^{2a}, N, or oxo;

A is a five-membered heteroaryl comprising 1 or 2 non-adjacent heteroatoms, inclusive of X and Y;


R¹ is cycloalkyl, heterocyclyl, aryl or heteroaryl;

R^{2a}, R^{2b} and R^{2c} are, at each occurrence, independently H, amino, cyano, halo, hydroxyl, C₁-C₆ alkyl, C₁-C₆ alkylamino, C₁-C₆ haloalkyl, C₁-C₆ alkoxy, C₁-C₆

haloalkoxy; C₃-C₈ cycloalkyl, heterocyclylalkyl, C₁-C₆ alkynyl, C₁-C₆ alkenyl, aminylalkyl, alkylaminylalkyl, cyanoalkyl, carboxyalkyl, aminylcarbonylalkyl, alkylcarbonylaminy, aminylcarbonyl, heteroaryl or aryl;

L is, at each occurrence, independently absent or a linker selected from the group consisting of -O-, -NR^a-, -NR^aC(=O)-, -NR^aS(=O)₂- and -S(=O)₂-, wherein R^a is H or C₁-C₆ alkyl;

L¹ is alkylene, heteroalkylene, heterocyclylene, aminylheterocyclylene, alkylheterocyclylene, alkylheterocyclylene or heteroalkylheterocyclylene;

 indicates an aromatic ring; and

E is an electrophilic moiety capable of forming a covalent bond with the cysteine residue at position 12 of a KRAS, HRAS or NRAS G12C mutant protein.

In some embodiments of structure (I):

W is N or CR^{2b};

X and Y are each independently C or N;

Z is CR^{2a}, N, or oxo;


A is a five-membered heteroaryl comprising 1 or 2 non-adjacent heteroatoms, inclusive of X and Y;

R¹ is cycloalkyl, heterocyclyl, aryl or heteroaryl;

R^{2a}, R^{2b} and R^{2c} are, at each occurrence, independently H, amino, cyano, halo, hydroxyl, C₁-C₆ alkyl, C₁-C₆ alkylamino, C₁-C₆ haloalkyl, C₁-C₆ alkoxy, C₁-C₆ haloalkoxy; C₃-C₈ cycloalkyl, heterocyclylalkyl, C₁-C₆ alkynyl, C₁-C₆ alkenyl, aminylalkyl, alkylaminylalkyl, cyanoalkyl, carboxyalkyl, aminylcarbonylalkyl, aminylcarbonyl, heteroaryl or aryl;

L is, at each occurrence, independently absent or a linker selected from the group consisting of -O-, -NR^a-, -NR^aC(=O)-, -NR^aS(=O)₂- and -S(=O)₂-, wherein R^a is H or C₁-C₆ alkyl;

L¹ is alkylene, heteroalkylene, heterocyclylene, aminylheterocyclylene, alkylheterocyclylene, alkylheterocyclylene or heteroalkylheterocyclylene;

 indicates an aromatic ring; and

E is an electrophilic moiety capable of forming a covalent bond with the cysteine residue at position 12 of a KRAS, HRAS or NRAS G12C mutant protein.

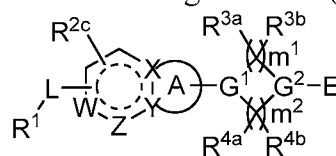
In some embodiments, the compounds in Table 2 below are excluded from the compounds of structure (I).

In some different embodiments of structure (I), W is CR^{2b}; Z is CR^{2a} or N, for example CR^{2a}.

5 Each of R¹, R², R^{2b}, R^{2c} and L¹ in the compound of structure (I) is optionally substituted unless specifically stated otherwise or such substitution would result in an unstable structure or improper valence. For example, in some embodiments each C₁-C₆ alkyl, C₁-C₆ alkylamino, C₁-C₆ haloalkyl, C₁-C₆ alkoxy, C₁-C₆ haloalkoxy; C₃-C₈ cycloalkyl, heterocyclalkyl, C₁-C₆ alkynyl, C₁-C₆ alkenyl, aminylalkyl, 10 alkylaminylalkyl, cyanoalkyl, carboxyalkyl, aminylcarbonylalkyl, aminylcarbonyl, cycloalkyl,, heterocycl, heteroaryl and aryl in the compound of structure (I) is optionally substituted with one or more substituents.

In some embodiments of structure (I), L¹ is alkylene or heteroalkylene. In other embodiments, L¹ is heterocyclylene.

15 In some different embodiments L¹ is heterocyclylene, and the compounds of structure (I) have the following structure (Ia):



(Ia)

wherein:

20 G¹ and G² are independently N or CH, provided at least one of G¹ and G² is N;

R^{3a} and R^{3b} are, at each occurrence, independently H, -OH, -NH₂, -CO₂H, halo, cyano, C₁-C₆ alkyl, C₁-C₆ haloalkyl, C₁-C₆ haloalkoxy, C₁-C₆ alkynyl, hydroxylalkly, alkoxyalkyl, aminylalkyl, alkylaminylalkyl, cyanoalkyl, 25 carboxyalkyl, aminylcarbonylalkyl or aminylcarbonyl; or R^{3a} and R^{3b} join to form oxo, a carbocyclic ring or a heterocyclic ring; or R^{3a} is H, -OH, -NH₂, -CO₂H, halo, cyano, C₁-C₆ alkyl, C₁-C₆ haloalkyl, C₁-C₆ haloalkoxy, C₁-C₆ alkynyl, hydroxylalkly, alkoxyalkyl, aminylalkyl, alkylaminylalkyl, cyanoalkyl, carboxyalkyl,

aminylcarbonylalkyl or aminylcarbonyl, and R^{3b} joins with R^{4b} to form a carbocyclic or heterocyclic ring;

R^{4a} and R^{4b} are, at each occurrence, independently

H, -OH, -NH₂, -CO₂H, halo, cyano, C₁-C₆ alkyl, C₁-C₆ haloalkyl, C₁-C₆ haloalkoxy, C₁-
 5 C₆ alkynyl, hydroxylalkyl, alkoxyalkyl, aminylalkyl, alkylaminylalkyl, cyanoalkyl, carboxyalkyl, aminylcarbonylalkyl or aminylcarbonyl; or R^{4a} and R^{4b} join to form oxo, a carbocyclic ring or a heterocyclic ring; or R^{4a} is H, -OH, -NH₂, -CO₂H, halo, cyano, C₁-C₆ alkyl, C₁-C₆ haloalkyl, C₁-C₆ haloalkoxy, C₁-C₆ alkynyl, hydroxylalkyl, alkoxyalkyl, aminylalkyl, alkylaminylalkyl, cyanoalkyl, carboxyalkyl,
 10 aminylcarbonylalkyl or aminylcarbonyl, and R^{4b} joins with R^{3b} to form a carbocyclic or heterocyclic ring; and

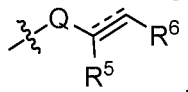
m^1 and m^2 are each independently 1, 2 or 3.

Each of R^1 , R^2 , R^{2b} , R^{2c} , R^{3a} , R^{3b} , R^{4a} , R^{4b} , and L^1 in the compound of structure (Ia) is optionally substituted unless specifically stated otherwise or such
 15 substitution would result in an unstable structure or improper valence. For example, in some embodiments each C₁-C₆ alkyl, C₁-C₆ alkylamino, C₁-C₆ haloalkyl, C₁-C₆ alkoxy, C₁-C₆ haloalkoxy, C₃-C₈ cycloalkyl, heterocyclylalkyl, C₁-C₆ alkynyl, C₁-C₆ alkenyl, aminylalkyl, alkylaminylalkyl, cyanoalkyl, carboxyalkyl, aminylcarbonylalkyl, aminylcarbonyl, cycloalkyl, heterocyclyl, heteroaryl and aryl in the compound of
 20 structure (I) is optionally substituted with one or more substituents.

The structure of E is not particularly limited provided it is capable of forming a covalent bond with a nucleophile, such as the cysteine residue at position 12 of a KRAS, HRAS or NRAS G12C mutant protein. Accordingly, moieties which are capable of reaction with (*e.g.*, by covalent bond formation) a nucleophile are preferred.
 25 In certain embodiments, E is capable of reacting in a conjugate addition manner (*e.g.*, 1,4-conjugate addition) with an appropriately reactive nucleophile. In some embodiments, E comprises conjugated π -bonds such that delocalization of electrons results in at least one atom (*e.g.*, a carbon atom) having a positive charge, partial positive charge or a polarized bond. In other embodiments, E comprises one or more
 30 bonds wherein the electronegativity of the two atoms forming the bonds is sufficiently different such that a partial positive charge (*e.g.*, by polarization of the bond) resides on

one of the atoms, for example on a carbon atom. E moieties comprising carbon-halogen bonds, carbon-oxygen bonds or carbon bonds to various leaving groups known in the art are examples of such E moieties.

In certain embodiments of the foregoing, E has the following structure:



5

wherein:

\equiv represents a double or triple bond;

Q is $-\text{C}(=\text{O})-$, $-\text{C}(=\text{NR}^7)-$, $-\text{NR}^8\text{C}(=\text{O})-$, $-\text{S}(=\text{O})_2-$ or $-\text{NR}^8\text{S}(=\text{O})_2-$;

when \equiv is a double bond then R^5 and R^6 are each independently H,

10 halo, cyano, carboxyl, C_1 - C_6 alkyl, alkoxy carbonyl, aminylalkyl, alkylaminylalkyl, aryl, heterocyclyl, heterocyclalkyl, heteroaryl or hydroxylalkyl, or R^9 and R^{10} join to form a carbocyclic, heterocyclic or heteroaryl ring;

when \equiv is a triple bond; then R^5 is absent and R^6 is H, C_1 - C_6 alkyl, aminylalkyl, alkylaminylalkyl or hydroxylalkyl;

15 R^7 is H, $-\text{OH}$, $-\text{CN}$ or C_1 - C_6 alkyl; and

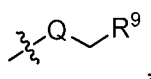
R^8 is H, C_1 - C_6 alkyl, hydroxylalkyl, aminoalkyl, alkoxyalkyl, aminylalkyl, alkylaminylalkyl, cyanoalkyl, carboxyalkyl, aminylcarbonylalkyl, C_3 - C_8 cycloalkyl or heterocycloalkyl.

In certain embodiments when \equiv is a double bond then R^5 and R^6 are each independently H, cyano, C_1 - C_6 alkyl, aminylalkyl, alkylaminylalkyl, or hydroxylalkyl or R^5 and R^6 join to form a carbocyclic or heterocyclic ring.

In certain other embodiments when \equiv is a double bond then R^5 and R^6 are each independently H, cyano, C_1 - C_6 alkyl, aminylalkyl, alkylaminylalkyl, hydroxylalkyl, carboxyl, alkoxy carbonyl, heterocyclyl, heterocyclalkyl, aryl, arylalkyl, heteroaryl or heteroarylalkyl; or R^9 and R^{10} join to form a carbocyclic or heterocyclic ring.

25

In certain other embodiments of the foregoing, E has the following structure:



30 wherein:

Q is $-C(=O)-$, $-C(=NR^7)-$, $-NR^8C(=O)-$, $-S(=O)_2-$ or $-NR^8S(=O)_2-$;

R^7 is H, -OH, -CN or C_1-C_6 alkyl;

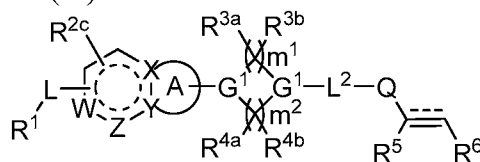
R^8 is H, C_1-C_6 alkyl, hydroxylalkyl, aminoalkyl, alkoxyalkyl, aminylalkyl, alkylaminylalkyl, cyanoalkyl, carboxyalkyl, aminylcarbonylalkyl, C_3-C_8 cycloalkyl or heterocycloalkyl; and

R^9 is an electron withdrawing group or a leaving group. Exemplary electron withdrawing and leaving groups include groups, such as halo, tosyl, mesyl, and the like, which are capable of inducing and/or stabilizing a partial positive charge on the adjacent carbon (*i.e.*, the carbon between Q and R^{11}) by electronegative, inductive and/or resonance effects, such that the adjacent carbon is susceptible to nucleophilic attack.

In some of the foregoing embodiments, Q is $-C(=O)-$, $-NR^8C(=O)-$, $-S(=O)_2-$ or $-NR^8S(=O)_2-$.

In some other of the foregoing embodiments, Q is $-C(=NR^7)-$, wherein R^7 is H, -OH, -CN or C_1-C_6 alkyl. For example, in some embodiments R^7 is H. In other embodiments, R^7 is -CN. In other embodiments, R^7 is -OH.

Accordingly, in some other embodiments the compounds of structure (I) have the following structure (Ib):



20

(Ib)

wherein:

\equiv represents a double or triple bond;

L^2 is a bond or alkylene;

Q is $-C(=O)-$, $-C(=NR^7)-$, $-NR^8C(=O)-$, $-S(=O)_2-$ or $-NR^8S(=O)_2-$;

25

when \equiv is a double bond then R^5 and R^6 are each independently H,

halo, cyano, carboxyl, C_1-C_6 alkyl, alkoxy carbonyl, aminylalkyl, alkylaminylalkyl, aryl, heterocyclyl, heterocyclalkyl, heteroaryl or hydroxylalkyl, or R^5 and R^6 join to form a carbocyclic, heterocyclic or heteroaryl ring;

when \equiv is a triple bond then R^5 is absent and R^6 is H, C₁-C₆ alkyl, aminylalkyl, alkylaminylalkyl or hydroxylalkyl;

R^7 is H, -OH, -CN or C₁-C₆ alkyl;

R^8 is H, C₁-C₆ alkyl, hydroxylalkyl, aminoalkyl, alkoxyalkyl, aminylalkyl, alkylaminylalkyl, cyanoalkyl, carboxyalkyl, aminylcarbonylalkyl, C₃-C₈ cycloalkyl or heterocyclalkyl.

Each of R^1 , R^2 , R^{2b} , R^{2c} , R^{3a} , R^{3b} , R^{4a} , R^{4b} , R^5 , R^6 , R^7 , R^8 and L^2 in the compound of structure (Ib) is optionally substituted unless specifically stated otherwise or such substitution would result in an unstable structure or improper valence. For example, in some embodiments each C₁-C₆ alkyl, C₁-C₆ alkylamino, C₁-C₆ haloalkyl, C₁-C₆ alkoxy, C₁-C₆ haloalkoxy, C₃-C₈ cycloalkyl, heterocyclalkyl, C₁-C₆ alkynyl, C₁-C₆ alkenyl, hydroxylalkyl, alkoxyalkyl, aminylalkyl, alkylaminylalkyl, cyanoalkyl, carboxyalkyl, aminylcarbonylalkyl, aminylcarbonyl, carbocyclic ring, heterocyclic ring, cycloalkyl, heterocyclyl, heteroaryl and aryl group in the compound of structure (Ib) is optionally substituted with one or more substituents.

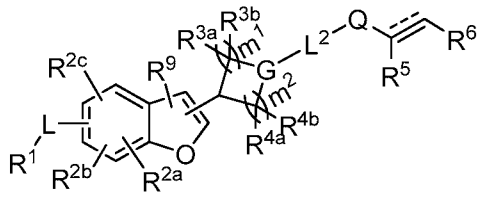
In some embodiments of structure (Ia) or (Ib), G^2 is N. In other embodiments, G^1 is CH.

In some other embodiments of any one of compounds (I), (Ia) or (Ib), X and Y are each C. In some other embodiments of any one of compounds (I), (Ia) or (Ib), X is C and Y is N. In some other embodiments of any one of compounds (I), (Ia) or (Ib), X is N and Y is C.

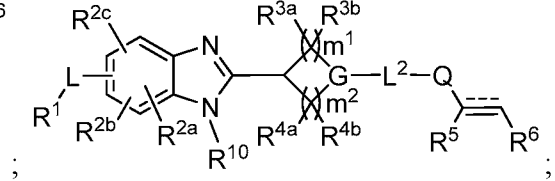
In some different embodiments of any one of compounds (I), (Ia) or (Ib), W is N. In other embodiments of any one of compounds (I), (Ia) or (Ib), W is CR^{2b}. In some different embodiments of any one of compounds (I), (Ia) or (Ib), Z is oxo. In other embodiments of any one of compounds (I), (Ia) or (Ib), Z is CR^{2b}. In other embodiments of any one of compounds (I), (Ia) or (Ib), W is CR^{2a} and Z is CR^{2b}.

In some other different embodiments of any one of compounds (I), (Ia) or (Ib), Z is CR^{2a}.

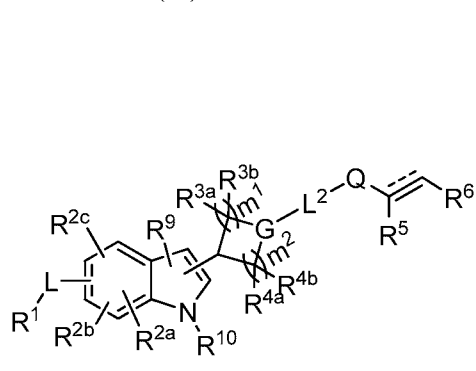
In yet more embodiments, the compounds have one of the following structures (Ic), (Id), (Ie), (If), (Ig), (Ih), (Ii); (Ij), (Ik) or (Il):



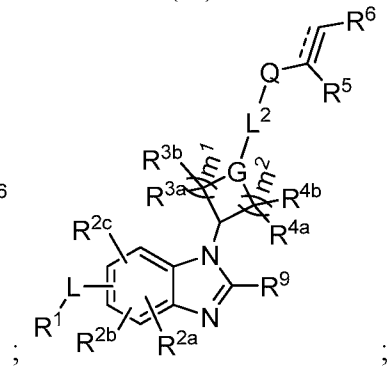
(Ic)



(Id)

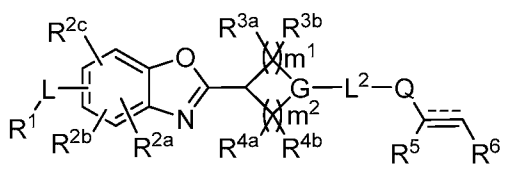


(Ie)

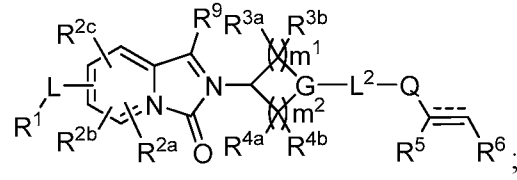


(If)

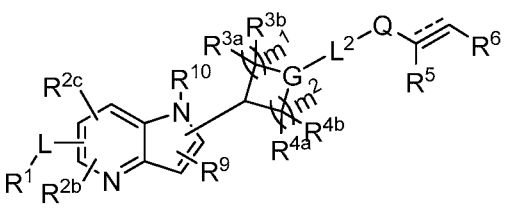
5



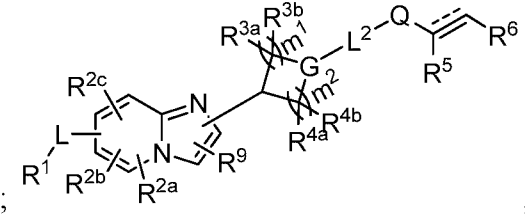
(Ig)



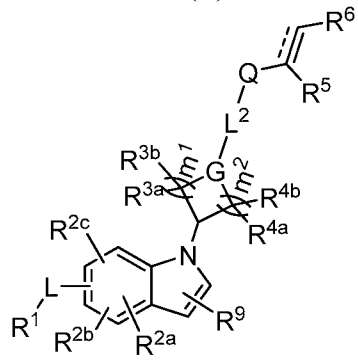
(Ih)



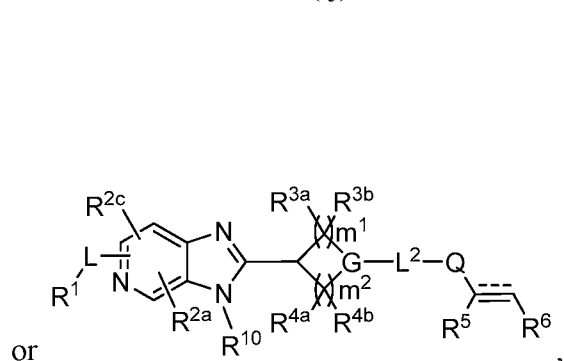
(Ii)



(Ij)



(Ik)



(Il)

10

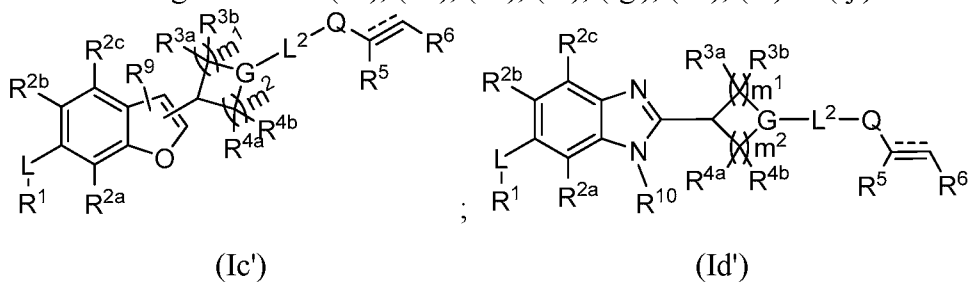
wherein:

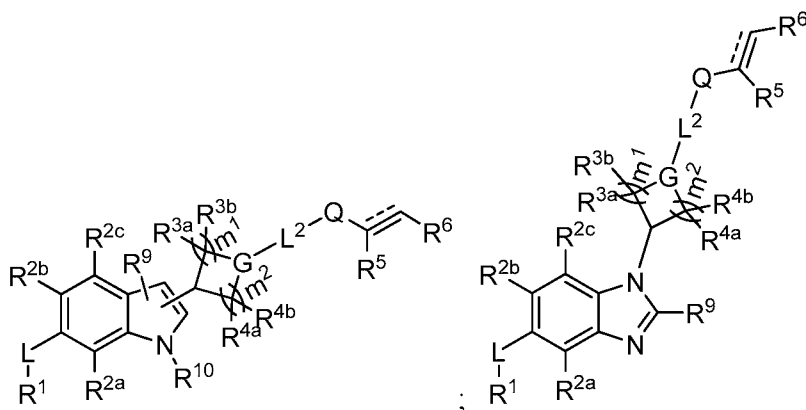
R⁹ is H, oxo, cyano, halo, CF₃, aminylsulfone, alkylsulfone, cyanoalkyl, amino, aminylalkyl, aminylalkylaminyl, aminylcarbonyl, alkylaminyl, haloalkylaminyl, hydroxylalkylaminyl, amidinylalkyl, amidinylalkoxy, amidinylalkylaminyl, guanidinyllalkyl, guanidinyllalkoxy, guanidinyllalkylaminyl, C₁-C₆ alkoxy, aminylalkoxy, alkylaminylalkoxy, alkylcarbonylaminylalkoxy, C₁-C₆ alkyl, heterocyclyl, heterocyclyloxy, heterocyclylalkyloxy, heterocyclylaminyl, heterocyclylalkylaminyl, heteroaryl, heteroaryloxy, heteroarylalkyloxy, heteroarylaminyl, heteroarylalkylaminyl, aryl, aryloxy, arylaminyl or arylalkylaminyl, arylalkyloxy; and

10 R¹⁰ is H, C₁-C₆ alkyl, alkylcarbonyl or aminylalkyl.

In some embodiments, the compound has structure (Ic), (Id), (Ie), (If), (Ig), (Ih), (Ii) or (Ij), R⁹ is H, oxo, cyano, CF₃, aminylsulfone, cyanoalkyl, amino, aminylalkyl, aminylalkylaminyl, aminylcarbonyl, alkylaminyl, haloalkylaminyl, hydroxylalkylaminyl, amidinylalkyl, amidinylalkoxy, amidinylalkylaminyl, guanidinyllalkyl, guanidinyllalkoxy, guanidinyllalkylaminyl, C₁-C₆ alkoxy, aminylalkoxy, alkylaminylalkoxy, alkylcarbonylaminylalkoxy, C₁-C₆ alkyl, heterocyclyl, heterocyclyloxy, heterocyclylalkyloxy, heterocyclylaminyl, heterocyclylalkylaminyl, heteroaryl, heteroaryloxy, heteroarylalkyloxy, heteroarylaminyl, heteroarylalkylaminyl, aryl, aryloxy, arylaminyl or arylalkylaminyl, arylalkyloxy, and R¹⁰ is H, C₁-C₆ alkyl, alkylcarbonyl or aminylalkyl.

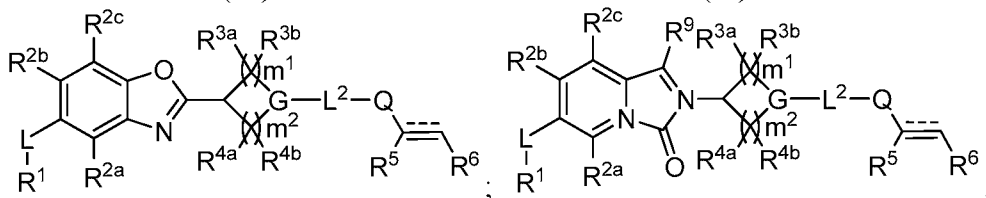
For example, in some more specific embodiments the compounds have one of the following structures (Ic'), (Id'), (Ie'), (If'), (Ig'), (Ih'), (Ii') or (Ij'):





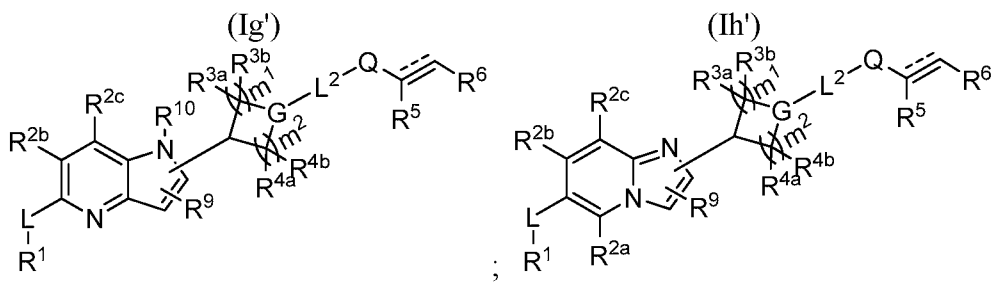
(Ie')

(If')



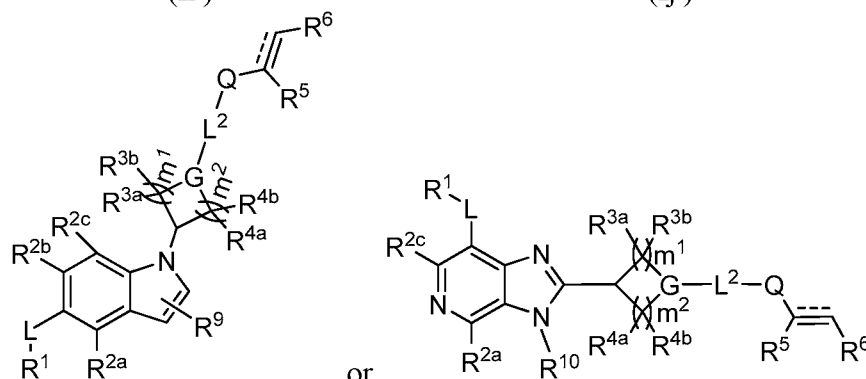
(Ig')

(Ih')



(Ii')

(Ij')



(Ik)

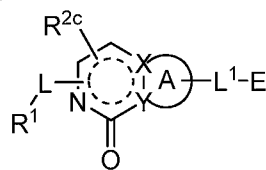
(Il)

In some specific embodiments, the compound has structure (Ic'), (Id'),
 10 (Ie'), (If'), (Ig'), (Ih'), (Ii') or (Ij').

In some embodiments of the compound of structure (Ia) or (Ib), m^1 and m^2 are both 1. In different embodiments of compounds (Ia) or (Ib), m^1 and m^2 are both 2. In some other different embodiments of compounds of structure (Ia) or (Ib), m^1 is 2 and m^2 is 1. In some other different embodiments of compounds of structure (Ia) or

(Ib), m^1 is 3 and m^2 is 1. In some other different embodiments of compounds of structure (Ia) or (Ib), m^1 is 3 and m^2 is 2.

In some other different embodiments of the compounds of structure (I), W is N and Z is oxo and the compounds have the following structure (Ik):



5

(Ik)

Without wishing to be bound by theory, Applicants believe correct selection of the R^1 substituent may play a part in the compounds' inhibitory activity (e.g., against KRAS, HRAS or NRAS G12C). In some embodiments, R^1 is aryl or heteroaryl, each of which is optionally substituted with one or more substituents. In some embodiments, R^1 is capable of reversible interaction with KRAS, HRAS or NRAS G12C mutant protein. In some embodiments R^1 has high affinity towards KRAS, HRAS or NRAS and is highly specific towards G12C KRAS, HRAS or NRAS. In some embodiments R^1 is capable of hydrophobic interaction with KRAS, HRAS or NRAS G12C. In some embodiments R^1 is able to form hydrogen bonds with various residues of G12C KRAS, HRAS or NRAS protein.

In any of the foregoing embodiments, R^1 is aryl. For example in some embodiments R^1 is phenyl, and in other embodiments R^1 is naphthyl.

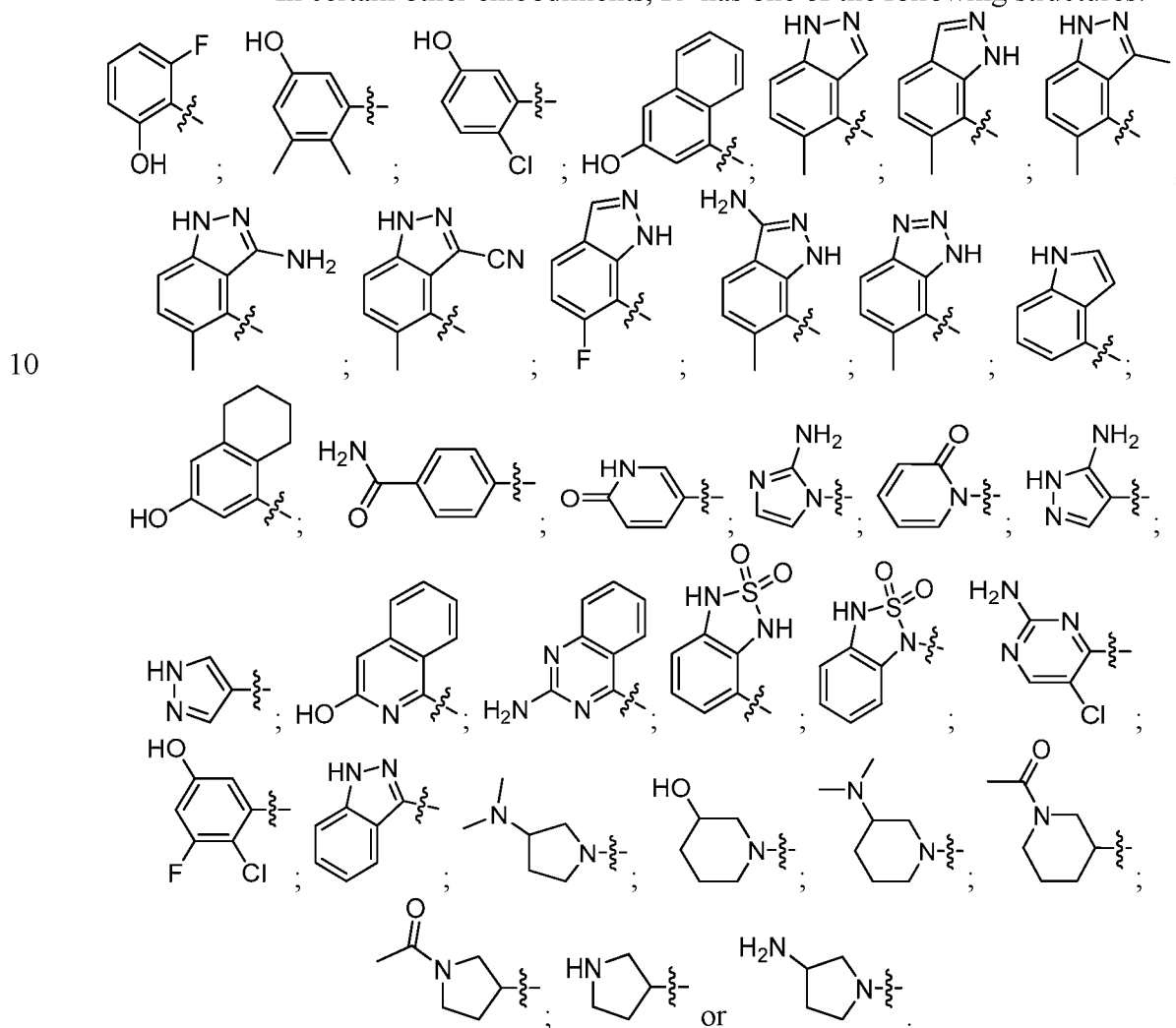
In other of the foregoing embodiments, R^1 is heteroaryl, for example in some embodiments R^1 is a heteroaryl comprising one or more ring nitrogen atoms. In more specific embodiments, R^1 is indazolyl, indolyl, benzoimidazole, benzotriazole or quinolinyl.

In some different embodiments, R^1 is heterocyclyl, for example piperidinyl or pyrrolyl.

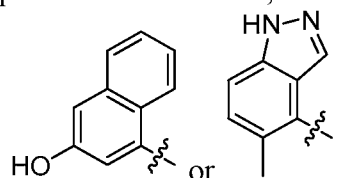
R^1 is substituted or unsubstituted. In some specific embodiments, R^1 is substituted with one or more substituents. For example, in some embodiments R^1 is substituted with halo, amino, hydroxyl, C_1 - C_6 alkyl, cyano, C_1 - C_6 haloalkyl, C_1 - C_6 alkoxy, alkylaminyl, cycloalkyl, heterocyclalkyl, aryl, heteroaryl, phosphate, phosphoalkoxy, boronic acid, boronic acid ester, $-OC(=O)R$ or C_1 - C_6 alkylcarbonyloxy,

or combinations thereof, wherein R is C₁-C₆ alkyl. In different embodiments, R¹ is substituted with halo, hydroxyl, C₁-C₆ alkyl, C₁-C₆ haloalkyl, C₁-C₆ alkoxy or C₁-C₆ alkylcarbonyloxy, or combinations thereof. In different embodiments, R¹ is substituted with fluoro, chloro, amino, hydroxyl, methyl, isopropyl, cyclopropyl, trifluoromethyl or methoxy, or combinations thereof. In some even more embodiments, R¹ is substituted with fluoro, hydroxyl, methyl, isopropyl, trifluoromethyl or methoxy, or combinations thereof.

In certain other embodiments, R¹ has one of the following structures:



In some other specific embodiments, R¹ is:



In other of the foregoing embodiments, R^{2a} , R^{2b} and R^{2c} are each independently H, chloro, fluoro, cyano, hydroxyl, methyl, $-C(=O)NH_2$ or trifluoromethyl. For example, in some embodiments of the compounds of structure (Id) and (Ie), R^{2a} is chloro, fluoro, cyano, hydroxyl, methyl, $-C(=O)NH_2$ or trifluoromethyl and R^{2b} and R^{2c} are each H. In some other embodiments of the compounds of structure (Id) and (Ie), R^{2b} is chloro, fluoro, cyano, hydroxyl, methyl, $-C(=O)NH_2$ or trifluoromethyl and R^{2a} and R^{2c} are each H. In different embodiments of the compounds of structure (Id) and (Ie), R^{2c} is chloro, fluoro, cyano, hydroxyl, methyl, $-C(=O)NH_2$ or trifluoromethyl and R^{2b} and R^{2b} are each H.

10 In other embodiments, one of R^{2a} , R^{2b} and R^{2c} is $-C(=O)NH_2$.

In more embodiments of any of the foregoing compounds of structure (Ia), (Ib), (Ic), (Id), (Ie), (If), (Ig), (Ih), (Ii) and (Ij) each of R^{3a} , R^{3b} , R^{4a} and R^{4b} is H. In other embodiments, at least one occurrence of R^{3a} , R^{3b} , R^{4a} or R^{4b} is not H. In different embodiments, at least one of occurrence R^{3a} , R^{3b} , R^{4a} or R^{4b} is C_1 - C_6 alkyl, for example in some embodiments, C_1 - C_6 alkyl is methyl.

In certain embodiments, R^{3a} and R^{3b} are, at each occurrence, independently H, $-OH$, $-NH_2$, $-CO_2H$, halo, cyano, hydroxylalkyl, aminylalkyl, cyanoalkyl, carboxyalkyl or aminylcarbonyl, and R^{4a} and R^{4b} are, at each occurrence, independently H, $-OH$, $-NH_2$, $-CO_2H$, halo, cyano, hydroxylalkyl, aminylalkyl, cyanoalkyl, carboxyalkyl or aminylcarbonyl.

20 In other of the foregoing embodiments, R^{3a} and R^{4a} are, at each occurrence, independently H, $-OH$, hydroxylalkyl, cyano, or aminylcarbonyl and R^{3b} and R^{4b} are, at each occurrence, H.

In certain other embodiments, R^{3a} and R^{4a} are, at each occurrence, H and R^{3b} and R^{4b} are, at each occurrence, independently H, $-OH$, $-NH_2$, $-CO_2H$, halo, cyano, hydroxylalkyl, aminylalkyl, cyanoalkyl, carboxyalkyl or aminylcarbonyl.

In any of the foregoing embodiments, at least one occurrence of R^{3a} , R^{3b} , R^{4a} or R^{4b} is H, and at least one occurrence of R^{3a} , R^{3b} , R^{4a} or R^{4b} is not H.

30 In some embodiments, at least one occurrence of R^{3a} is $-OH$, $-NH_2$, $-CO_2H$, halo, cyano, hydroxylalkyl, aminylalkyl, cyanoalkyl, carboxyalkyl or aminylcarbonyl, and R^{3b} , R^{4a} and R^{4b} are, at each occurrence, H.

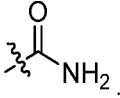
In other of the foregoing embodiments, R^{3a} and R^{4a} are, at each occurrence, independently H or C_1 - C_6 alkyl. In some embodiments, at least one occurrence of R^{3a} , R^{4a} , R^{3b} or R^{4b} is independently C_1 - C_6 alkyl, such as methyl. In some embodiments, one occurrence of R^{3a} is C_1 - C_6 alkyl, such as methyl, and the remaining R^{3a} and each R^{4a} is H. In some other embodiments, two occurrences of R^{3a} are C_1 - C_6 alkyl, such as methyl, and the remaining R^{3a} and each R^{4a} is H. In some other embodiments, one occurrence of R^{3a} and one occurrence of R^{4a} is independently C_1 - C_6 alkyl, such as methyl, and the remaining R^{3a} and R^{4a} are each H.

In other embodiments, at least one occurrence of R^{4a} is -OH, -NH₂, -CO₂H, halo, cyano, hydroxylalkyl, aminylalkyl, cyanoalkyl, carboxyalkyl or aminylcarbonyl, and R^{3a} , R^{3b} and R^{4b} are, at each occurrence, H.

In other embodiments, at least one occurrence of R^{3a} is H, -OH, -NH₂, -CO₂H, halo, cyano, hydroxylalkyl, aminylalkyl, cyanoalkyl, carboxyalkyl or aminylcarbonyl, and at least one occurrence of R^{3b} joins with an R^{4b} to form a carbocyclic or heterocyclic ring;

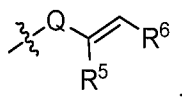
In still more embodiments, at least one occurrence of R^{4a} is H, -OH, -NH₂, -CO₂H, halo, cyano, hydroxylalkyl, aminylalkyl, cyanoalkyl, carboxyalkyl or aminylcarbonyl, and at least one occurrence of R^{4b} joins with an R^{3b} to form a carbocyclic or heterocyclic ring.

In other embodiments, at least one occurrence of R^{3a} and R^{3b} join to form a carbocyclic or heterocyclic ring. In other embodiments, at least one occurrence of R^{4a} and R^{4b} join to form a carbocyclic or heterocyclic ring.

In still other embodiments, at least one occurrence of R^{3a} or R^{4a} is aminylcarbonyl. For example, in certain embodiments, the aminylcarbonyl is .

In other embodiments, at least one occurrence of R^{3a} or R^{4a} is cyano. In other embodiments, at least one occurrence of R^{3a} or R^{4a} is -OH. In other embodiments, at least one occurrence of R^{3a} or R^{4a} is hydroxylalkyl, for example hydroxymethyl.

In yet more of any of the foregoing embodiments, E has the following structure:



30

wherein:

Q is $-C(=O)-$, $-C(=NR^7)-$, $-NR^8C(=O)-$, $-S(=O)_2-$ or $-NR^8S(=O)_2-$;

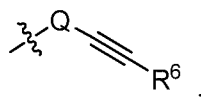
R^5 and R^6 are each independently H, halo, cyano, carboxyl, C_1 - C_6 alkyl, alkoxy carbonyl, aminylalkyl, alkylaminylalkyl, aryl, heterocyclyl, heterocyclalkyl, heteroaryl or hydroxylalkyl, or R^5 and R^6 join to form a carbocyclic, heterocyclic or heteroaryl ring;

R^7 is H, $-OH$, $-CN$ or C_1 - C_6 alkyl; and

R^8 is H, C_1 - C_6 alkyl or hydroxylalkyl.

In some embodiments, each of R^5 and R^6 are H.

In still other of any of the foregoing embodiments, E has the following structure:



wherein:

Q is $-C(=O)-$, $-NR^8C(=O)-$, $-S(=O)_2-$ or $-NR^8S(=O)_2-$;

R^6 is H, C_1 - C_6 alkyl, aminylalkyl, alkylaminylalkyl or hydroxylalkyl;

R^8 is H, C_1 - C_6 alkyl or hydroxylalkyl.

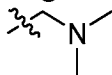
The Q moiety is typically selected to optimize the reactivity (i.e., electrophilicity) of E. In some of the foregoing embodiments Q is $-C(=O)-$, $-NR^8C(=O)-$, $-S(=O)_2-$ or $-NR^8S(=O)_2-$. In certain of the foregoing embodiments, Q is $-C(=O)-$. In other embodiments, Q is $-S(=O)_2-$. In still more embodiments, Q is $-NR^8C(=O)-$. In still more different embodiments, Q is $-NR^8S(=O)_2-$.

In some other of the foregoing embodiments, Q is $-C(=NR^7)-$, wherein R^7 is H, $-OH$, $-CN$ or C_1 - C_6 alkyl. For example, in some embodiments R^8 is H. In other embodiments, R^7 is $-CN$. In other embodiments, R^7 is $-OH$.

In some of the foregoing embodiments, R^8 is H. In other of these embodiments, R^8 is hydroxylalkyl, for example in some embodiments the hydroxylalkyl is 2-hydroxylalkyl.

In some of any one of the foregoing embodiments, at least one of R^5 and R^6 is H. For example, in some embodiments each of R^5 and R^6 are H.

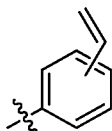
In other of the foregoing embodiments, R⁶ is alkylaminylalkyl. In some of these embodiments, R⁶ has the following structure:



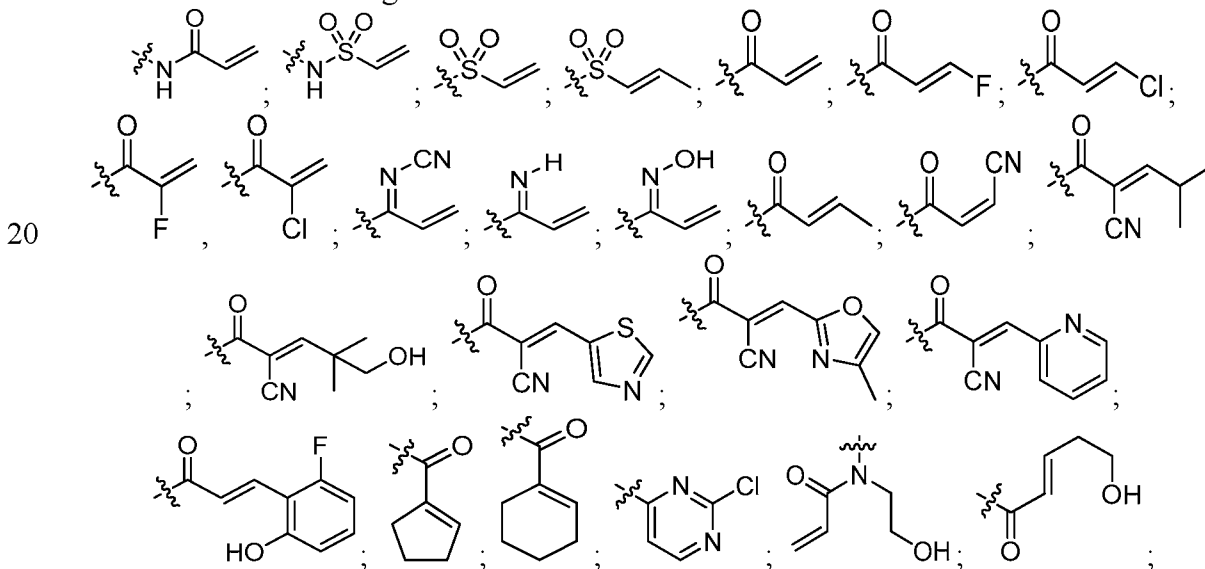
In other embodiments, R⁶ is hydroxylalkyl, such as 2-hydroxylalkyl.

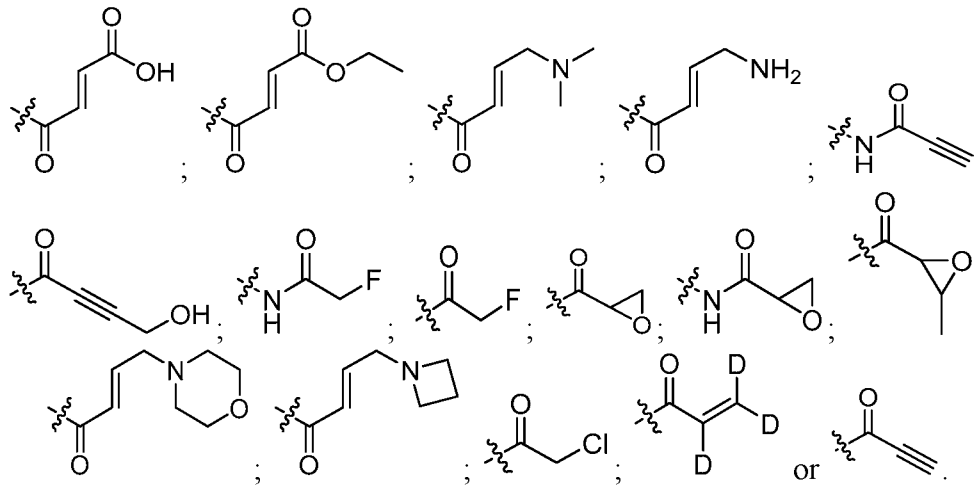
5 In some other different embodiments of the foregoing embodiments, R⁵ and R⁶ join to form a carbocyclic ring. For example, in some of these embodiments the carbocyclic ring is a cyclopentene, cyclohexene or phenyl ring. In other embodiments, the carbocyclic ring is a cyclopentene or cyclohexene ring. In other embodiments, the carbocyclic ring is a phenyl ring, for example a phenyl ring having the following

10 structure:



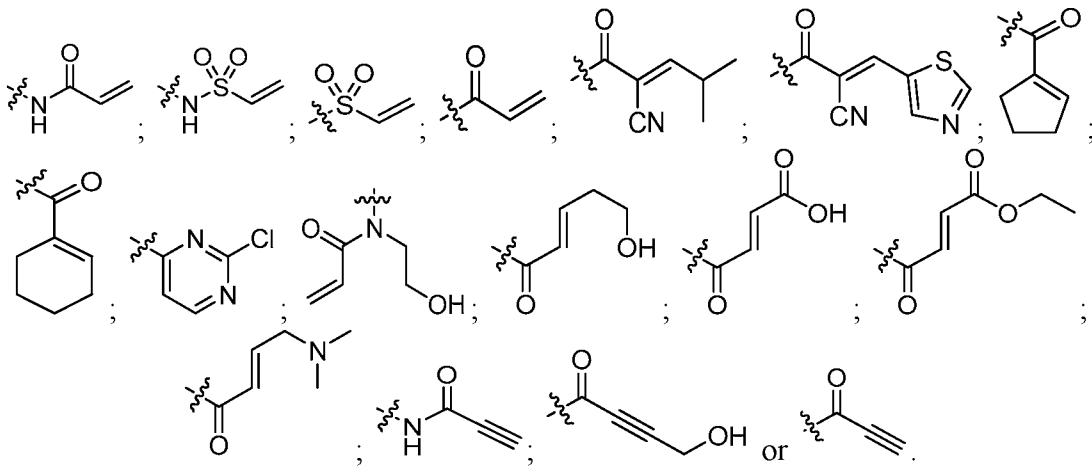
In some of any of the foregoing embodiments E is an electrophile capable of bonding with a KRAS, HRAS or NRAS protein comprising G12C mutation. In some embodiments, the electrophile E is capable of forming an irreversible covalent bond with a G12C mutant KRAS, HRAS or NRAS protein. In some cases, the electrophile E may bind with the cysteine residue at the position 12 of a G12C mutant KRAS, HRAS or NRAS protein. In various embodiments of any of the foregoing, E has one of the following structures:





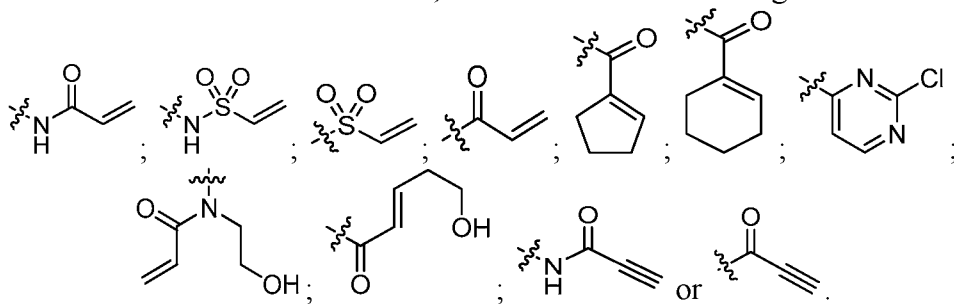
In other embodiments of any of the foregoing, E has one of the following

5 structures:

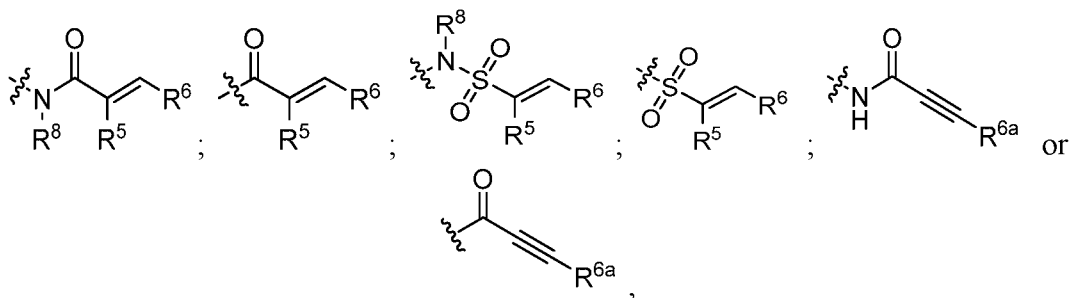


In different embodiments, E has one of the following structures:

10



In some cases E has one of the following structures:



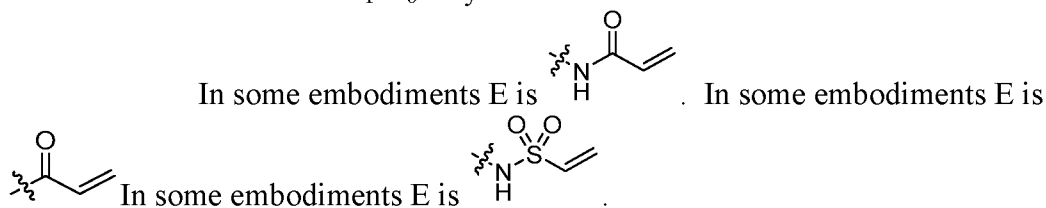
wherein:

R^8 is H or C₁-C₆ alkyl;

R^5 is H, cyano or C₁-C₆ alkyl, or R^5 joins with R^6 to form a carbocycle;

R^6 is H or C₁-C₆ alkyl or R^6 joins with R^5 to form a carbocycle and

5 R^{6a} is H or C₁-C₆ alkyl.



L^2 can be selected to provide proper spacing and/or orientation for the E group to form a bond with the KRAS, HRAS or NRAS protein. In some of the
10 foregoing embodiments, L^2 is a bond. In other of the foregoing embodiments, L^2 is
alkylene. In some embodiments, the alkylene is substituted. In other embodiments the
alkylene is unsubstituted. For example, in some embodiments L^2 is CH₂ or CH₂CH₂.

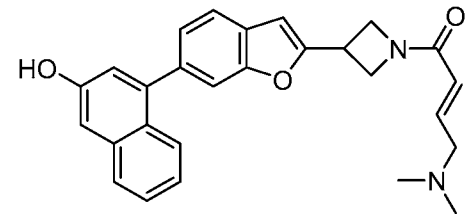
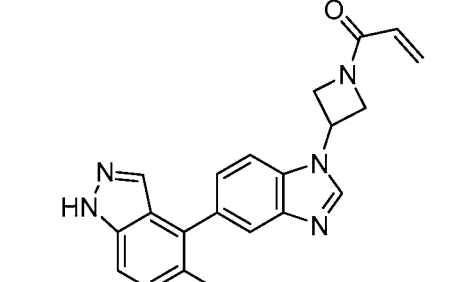
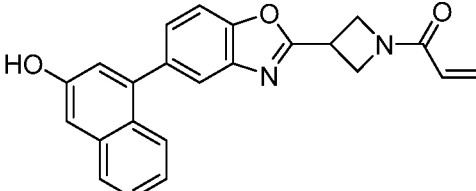
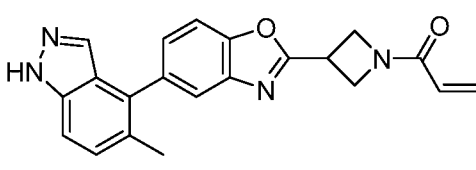
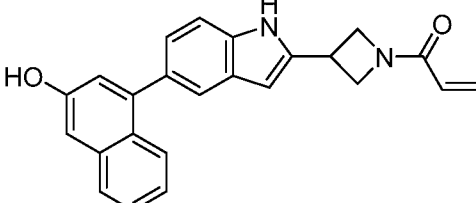
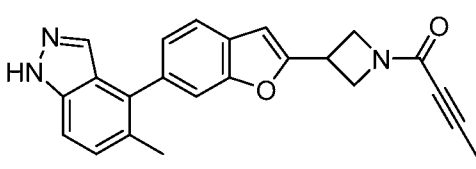
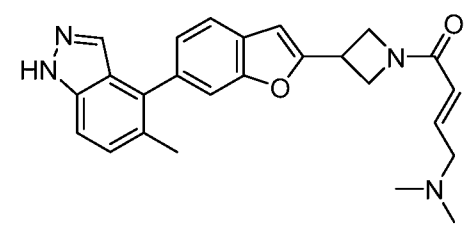
In any of the foregoing embodiments, L is absent. In other
embodiments, L is -O-, -NH-, -NHC(=O)-, -NHS(=O)₂- or -S(=O)₂-.

15 Some embodiments of the compounds include more than one
stereoisomer. Other embodiments are directed to a single stereoisomer. In some
embodiments the compounds are racemic (*e.g.*, mixture of atropisomers), while in other
embodiments the compounds are substantially a single isomer, for example a
substantially purified atropisomer. In some embodiments, the compound is a
20 substantially purified S-atropisomer. In some different embodiments, the compound is
a substantially purified R-atropisomer.

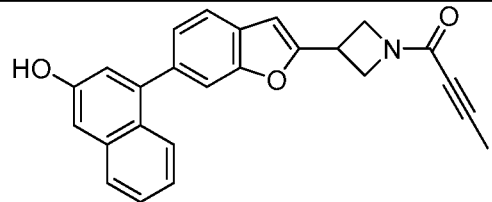
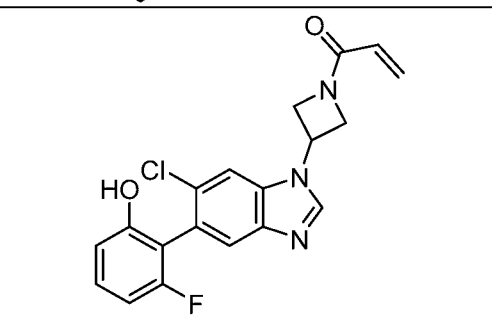
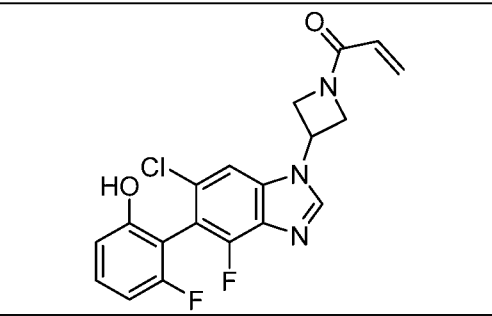
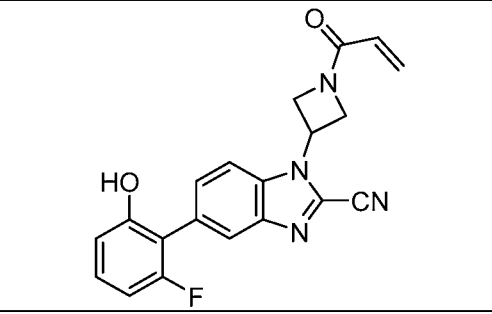
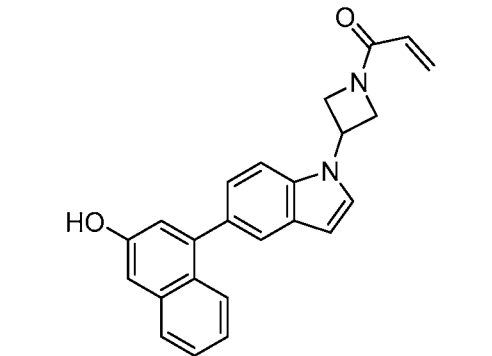
In various different embodiments, the compound has one of the
structures set forth in Table 1 below. The compounds in Table 1 were each prepared
and analyzed by mass spectrometry and/or ¹H NMR. Experimental mass spectrometry
25 data is included in Table 1. Exemplary synthetic procedures are described in more
detail below and in the Examples. General methods by which the compounds may be
prepared are provided below and indicated in Table 1.

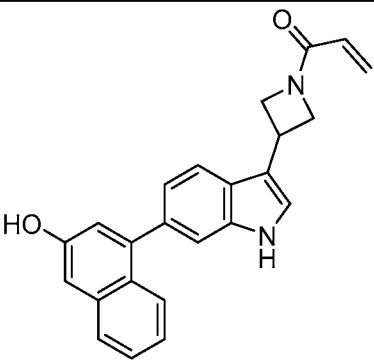
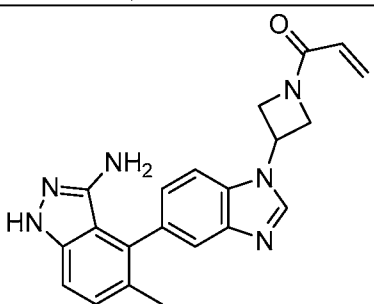
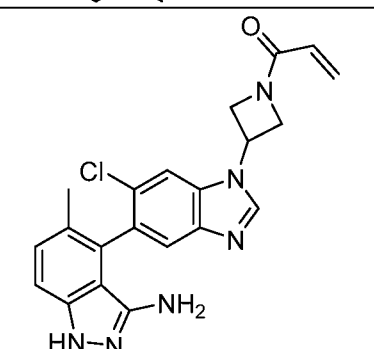
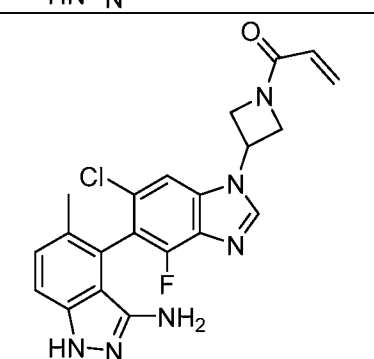
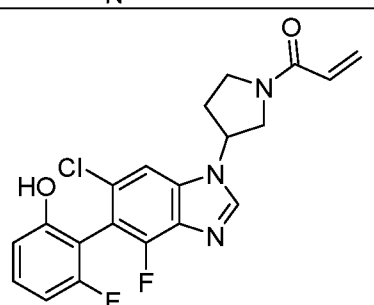
Table 1
Representative Compounds

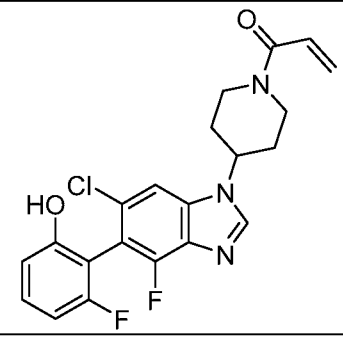
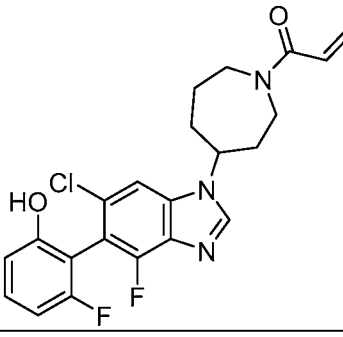
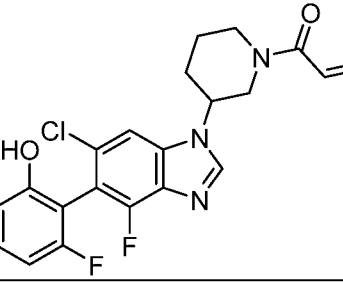
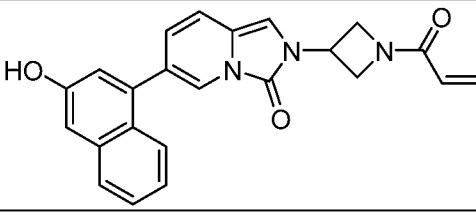
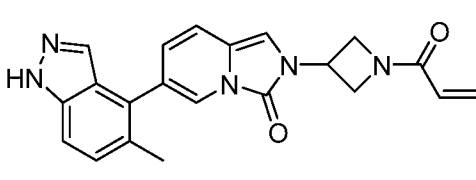
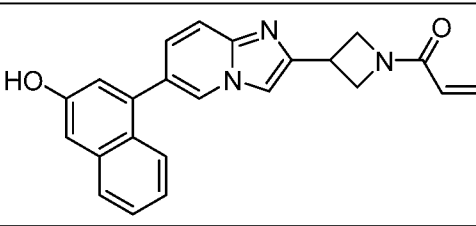
No.	Structure	Name	[M+H] ⁺
1		1-(3-(6-(3-hydroxynaphthalen-1-yl)benzofuran-2-yl)azetidin-1-yl)prop-2-en-1-one	370.1
2		1-(3-(6-(3-hydroxynaphthalen-1-yl)-1H-benzo[d]imidazol-2-yl)azetidin-1-yl)prop-2-en-1-one	370.15
3		1-(3-(6-(5-methyl-1H-indazol-4-yl)benzofuran-2-yl)azetidin-1-yl)prop-2-en-1-one	358.55
4		1-(3-(6-(5-methyl-1H-indazol-4-yl)-1H-benzo[d]imidazol-2-yl)azetidin-1-yl)prop-2-en-1-one	358.1
5		1-(3-(6-(3-hydroxynaphthalen-1-yl)-1H-indol-2-yl)azetidin-1-yl)prop-2-en-1-one	369.1
6		1-(3-(5-(3-hydroxynaphthalen-1-yl)benzofuran-2-yl)azetidin-1-yl)prop-2-en-1-one	370.15
7		1-(3-(5-(5-methyl-1H-indazol-4-yl)benzofuran-2-yl)azetidin-1-yl)prop-2-en-1-one	358.15

No.	Structure	Name	[M+H] ⁺
8		(E)-4-(dimethylamino)-1-(3-(6-(3-hydroxynaphthalen-1-yl)benzofuran-2-yl)azetid-1-yl)but-2-en-1-one	427.65
9		1-(3-(5-(5-methyl-1H-indazol-4-yl)-1H-benzo[d]imidazol-1-yl)azetid-1-yl)prop-2-en-1-one	358.05
10		1-(3-(5-(3-hydroxynaphthalen-1-yl)benzo[d]oxazol-2-yl)azetid-1-yl)prop-2-en-1-one	371.05
11		1-(3-(5-(5-methyl-1H-indazol-4-yl)benzo[d]oxazol-2-yl)azetid-1-yl)prop-2-en-1-one	359.1
12		1-(3-(5-(3-hydroxynaphthalen-1-yl)-1H-indol-2-yl)azetid-1-yl)prop-2-en-1-one	369.05
13		1-(3-(6-(5-methyl-1H-indazol-4-yl)benzofuran-2-yl)azetid-1-yl)but-2-yn-1-one	370.15
14		(E)-4-(dimethylamino)-1-(3-(6-(5-methyl-1H-indazol-4-yl)benzofuran-2-yl)azetid-1-yl)but-2-en-1-one	415.2

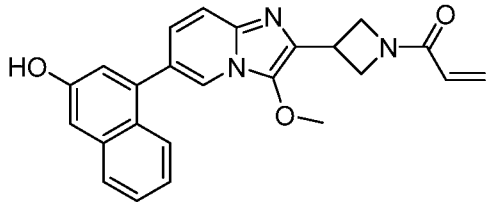
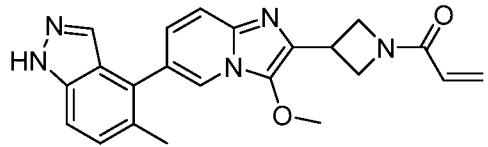
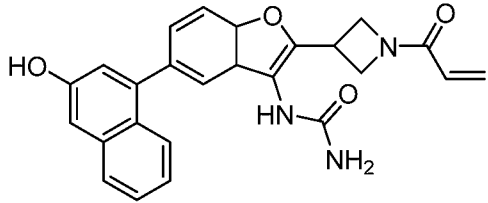
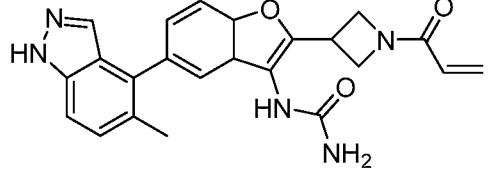
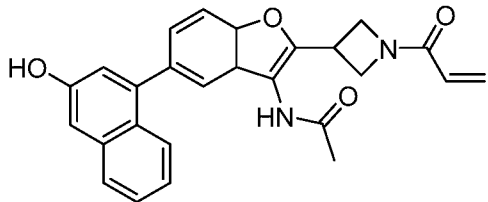
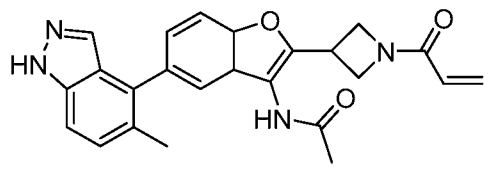
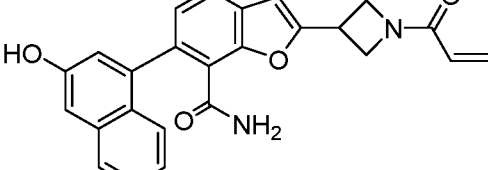
No.	Structure	Name	[M+H] ⁺
15		2-(1-acryloylazetidin-3-yl)-6-(5-methyl-1H-indazol-4-yl)imidazo[1,2-a]pyridine-3-carboxamide	401.15
16		1-(3-(1-(3-(dimethylamino)propyl)-6-(3-hydroxynaphthalen-1-yl)-1H-benzo[d]imidazol-2-yl)azetidin-1-yl)prop-2-en-1-one	455.25
17		2-(1-acryloylazetidin-3-yl)-6-(3-hydroxynaphthalen-1-yl)imidazo[1,2-a]pyridine-3-carboxamide	413.55
18		1-(3-(1-(3-(dimethylamino)propyl)-6-(5-methyl-1H-indazol-4-yl)-1H-benzo[d]imidazol-2-yl)azetidin-1-yl)prop-2-en-1-one	443.2
19		1-(3-(6-(3-hydroxynaphthalen-1-yl)benzofuran-2-yl)pyrrolidin-1-yl)prop-2-en-1-one	384.1
20		1-(3-(5-(3-hydroxynaphthalen-1-yl)-1H-benzo[d]imidazol-1-yl)azetidin-1-yl)prop-2-en-1-one	370.33
21		1-(3-(6-(5-methyl-1H-indazol-4-yl)benzofuran-2-yl)pyrrolidin-1-yl)prop-2-en-1-one	372.5

No.	Structure	Name	[M+H] ⁺
22		1-(3-(6-(3-hydroxynaphthalen-1-yl)benzofuran-2-yl)azetidin-1-yl)but-2-yn-1-one	382.15
23		1-(3-(6-chloro-5-(2-fluoro-6-hydroxyphenyl)-1H-benzo[d]imidazol-1-yl)azetidin-1-yl)prop-2-en-1-one	372.1
24		1-(3-(6-chloro-4-fluoro-5-(2-fluoro-6-hydroxyphenyl)-1H-benzo[d]imidazol-1-yl)azetidin-1-yl)prop-2-en-1-one	ND
25		1-(1-acryloylazetidin-3-yl)-5-(2-fluoro-6-hydroxyphenyl)-1H-benzo[d]imidazole-2-carbonitrile	ND
26		1-(3-(5-(3-hydroxynaphthalen-1-yl)-1H-indol-1-yl)azetidin-1-yl)prop-2-en-1-one	369.2

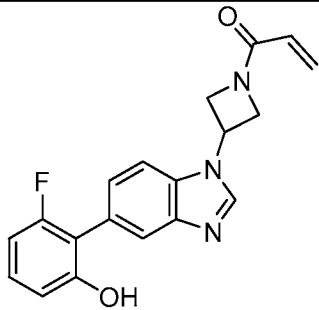
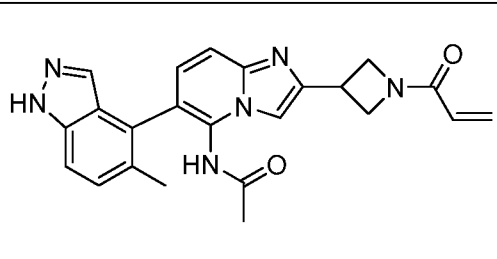
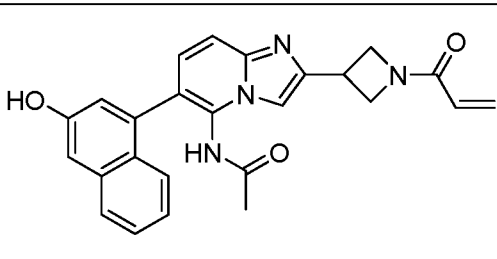
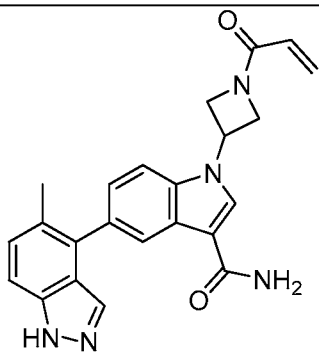
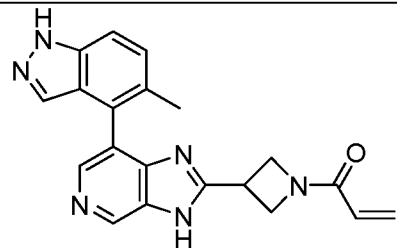
No.	Structure	Name	[M+H] ⁺
27		1-(3-(6-(3-hydroxynaphthalen-1-yl)-1H-indol-3-yl)azetidin-1-yl)prop-2-en-1-one	369.1
28		1-(3-(5-(3-amino-5-methyl-1H-indazol-4-yl)-1H-benzo[d]imidazol-1-yl)azetidin-1-yl)prop-2-en-1-one	ND
29		1-(3-(5-(3-amino-5-methyl-1H-indazol-4-yl)-6-chloro-1H-benzo[d]imidazol-1-yl)azetidin-1-yl)prop-2-en-1-one	ND
30		1-(3-(5-(3-amino-5-methyl-1H-indazol-4-yl)-6-chloro-4-fluoro-1H-benzo[d]imidazol-1-yl)azetidin-1-yl)prop-2-en-1-one	ND
31		1-(3-(6-chloro-4-fluoro-5-(2-fluoro-6-hydroxyphenyl)-1H-benzo[d]imidazol-1-yl)pyrrolidin-1-yl)prop-2-en-1-one	ND

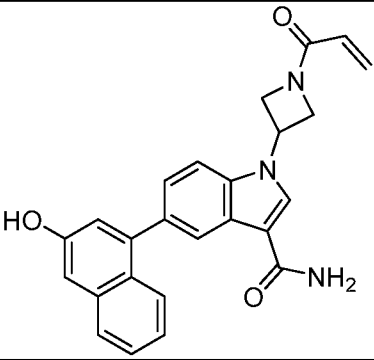
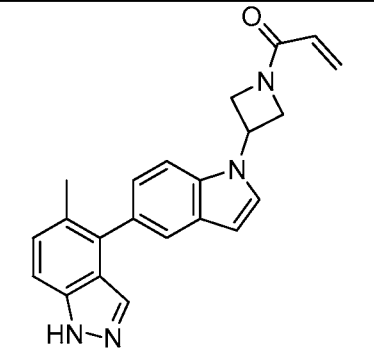
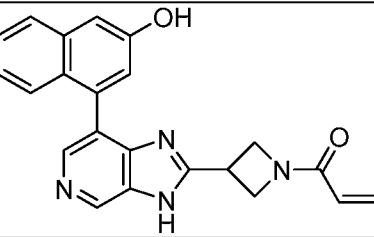
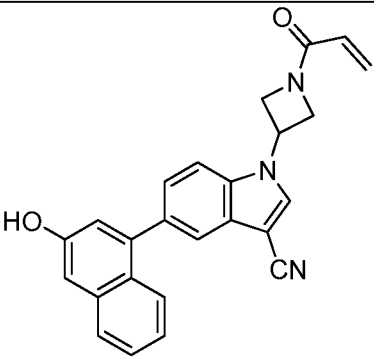
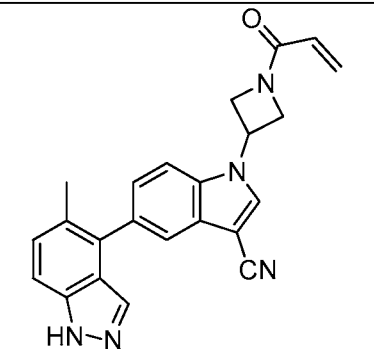
No.	Structure	Name	[M+H] ⁺
32		1-(4-(6-chloro-4-fluoro-5-(2-fluoro-6-hydroxyphenyl)-1H-benzo[d]imidazol-1-yl)piperidin-1-yl)prop-2-en-1-one	ND
33		1-(4-(6-chloro-4-fluoro-5-(2-fluoro-6-hydroxyphenyl)-1H-benzo[d]imidazol-1-yl)azepan-1-yl)prop-2-en-1-one	ND
34		1-(3-(6-chloro-4-fluoro-5-(2-fluoro-6-hydroxyphenyl)-1H-benzo[d]imidazol-1-yl)piperidin-1-yl)prop-2-en-1-one	ND
35		2-(1-acryloylazetid-3-yl)-6-(3-hydroxynaphthalen-1-yl)imidazo[1,5-a]pyridin-3(2H)-one	ND
36		2-(1-acryloylazetid-3-yl)-6-(5-methyl-1H-indazol-4-yl)imidazo[1,5-a]pyridin-3(2H)-one	ND
37		1-(3-(6-(3-hydroxynaphthalen-1-yl)imidazo[1,2-a]pyridin-2-yl)azetid-1-yl)prop-2-en-1-one	ND

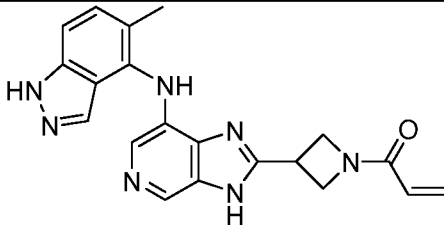
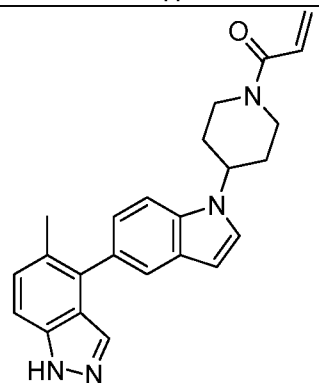
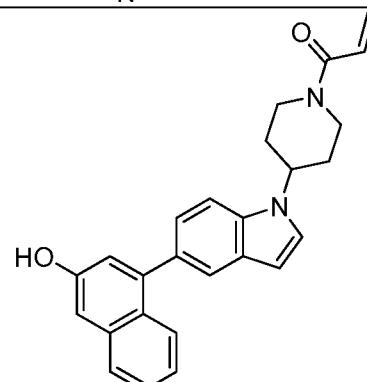
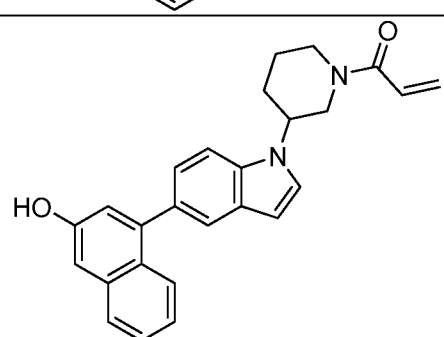
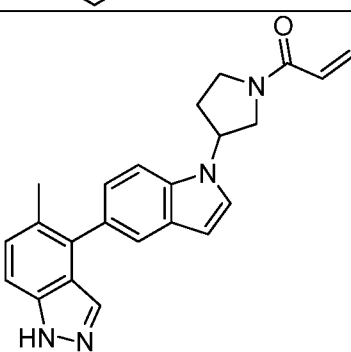
No.	Structure	Name	[M+H] ⁺
38		1-(3-(6-(5-methyl-1H-indazol-4-yl)imidazo[1,2-a]pyridin-2-yl)azetidin-1-yl)prop-2-en-1-one	ND
39		N-(2-(1-acryloylazetidin-3-yl)-6-(3-hydroxynaphthalen-1-yl)imidazo[1,2-a]pyridin-3-yl)acetamide	ND
40		N-(2-(1-acryloylazetidin-3-yl)-6-(5-methyl-1H-indazol-4-yl)imidazo[1,2-a]pyridin-3-yl)acetamide	ND
41		1-(3-(7-(3-hydroxynaphthalen-1-yl)imidazo[1,2-a]pyridin-2-yl)azetidin-1-yl)prop-2-en-1-one	ND
42		1-(3-(7-(5-methyl-1H-indazol-4-yl)imidazo[1,2-a]pyridin-2-yl)azetidin-1-yl)prop-2-en-1-one	ND
43		1-(3-(1-acetyl-6-(3-hydroxynaphthalen-1-yl)-1H-indol-2-yl)azetidin-1-yl)prop-2-en-1-one	ND
44		1-(3-(1-acetyl-6-(5-methyl-1H-indazol-4-yl)-1H-indol-2-yl)azetidin-1-yl)prop-2-en-1-one	ND

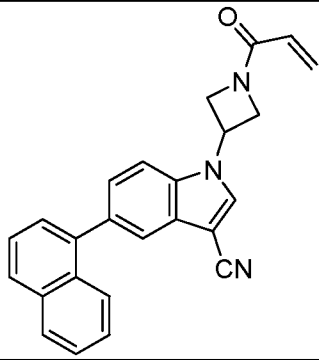
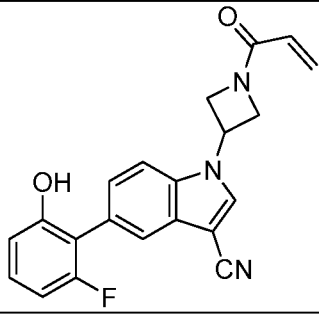
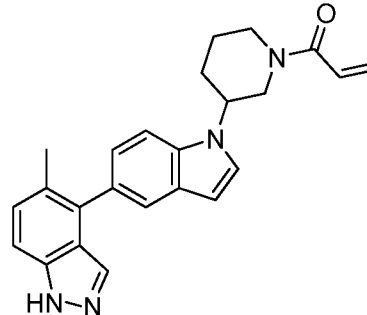
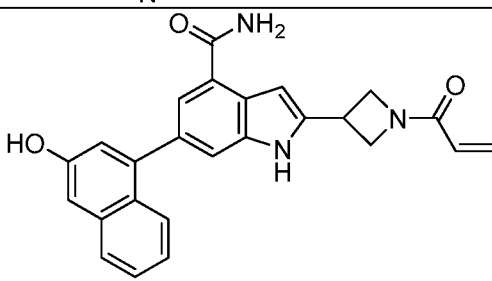
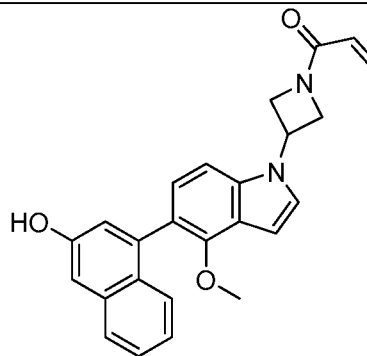
No.	Structure	Name	[M+H] ⁺
45		1-(3-(6-(3-hydroxynaphthalen-1-yl)-3-methoxyimidazo[1,2-a]pyridin-2-yl)azetidin-1-yl)prop-2-en-1-one	ND
46		1-(3-(3-methoxy-6-(5-methyl-1H-indazol-4-yl)imidazo[1,2-a]pyridin-2-yl)azetidin-1-yl)prop-2-en-1-one	ND
47		1-(2-(1-acryloylazetidin-3-yl)-5-(3-hydroxynaphthalen-1-yl)-3a,7a-dihydrobenzofuran-3-yl)urea	ND
48		1-(2-(1-acryloylazetidin-3-yl)-5-(5-methyl-1H-indazol-4-yl)-3a,7a-dihydrobenzofuran-3-yl)urea	ND
49		N-(2-(1-acryloylazetidin-3-yl)-5-(3-hydroxynaphthalen-1-yl)-3a,7a-dihydrobenzofuran-3-yl)acetamide	ND
50		N-(2-(1-acryloylazetidin-3-yl)-5-(5-methyl-1H-indazol-4-yl)-3a,7a-dihydrobenzofuran-3-yl)acetamide	ND
51		2-(1-acryloylazetidin-3-yl)-6-(3-hydroxynaphthalen-1-yl)benzofuran-7-carboxamide	ND

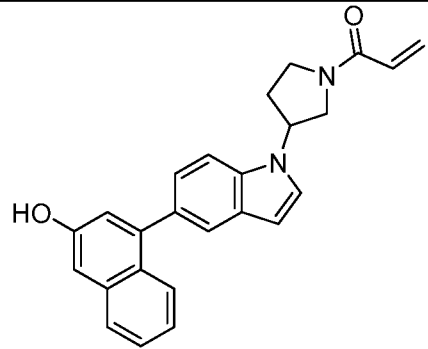
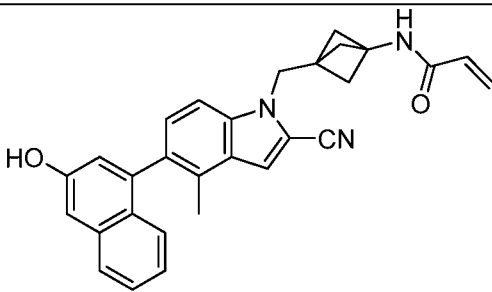
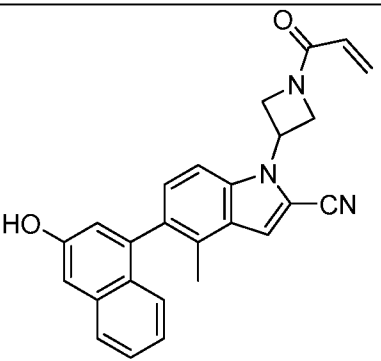
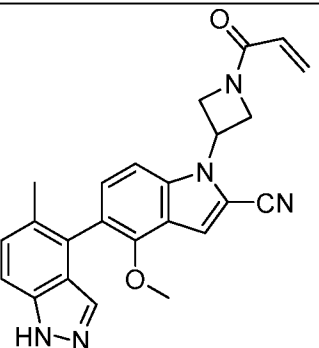
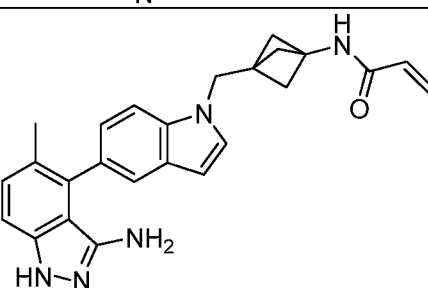
No.	Structure	Name	[M+H] ⁺
52		2-(1-acryloylazetid-3-yl)-6-(5-methyl-1H-indazol-4-yl)benzofuran-7-carboxamide	ND
53		2-(1-acryloylazetid-3-yl)-6-(3-hydroxynaphthalen-1-yl)imidazo[1,2-a]pyridine-5-carboxamide	ND
54		2-(1-acryloylazetid-3-yl)-6-(5-methyl-1H-indazol-4-yl)imidazo[1,2-a]pyridine-5-carboxamide	ND
55		2-(1-acryloylazetid-3-yl)-6-(3-hydroxynaphthalen-1-yl)-1H-benzo[d]imidazole-7-carboxamide	ND
56		2-(1-acryloylazetid-3-yl)-6-(5-methyl-1H-indazol-4-yl)-1H-benzo[d]imidazole-7-carboxamide	ND
57		2-(1-acryloylazetid-3-yl)-7-(3-hydroxynaphthalen-1-yl)imidazo[1,2-a]pyridine-8-carboxamide	ND
58		2-(1-acryloylazetid-3-yl)-7-(5-methyl-1H-indazol-4-yl)imidazo[1,2-a]pyridine-8-carboxamide	ND

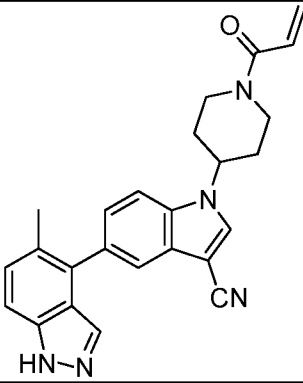
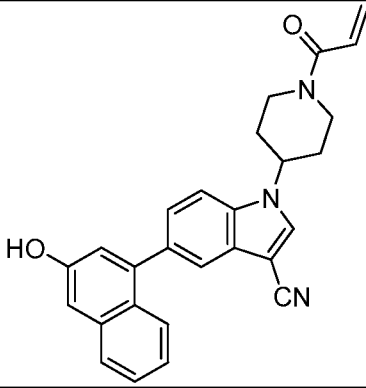
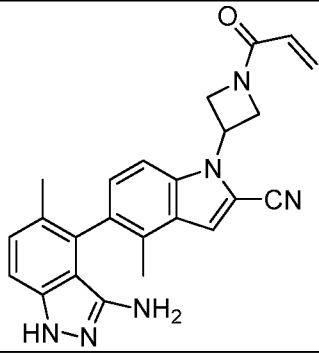
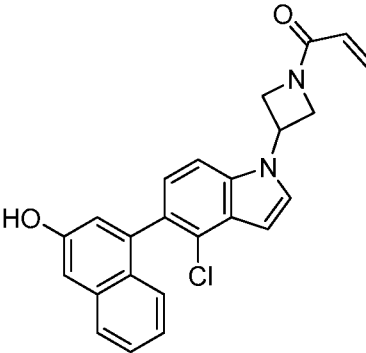
No.	Structure	Name	[M+H] ⁺
59		1-(3-(5-(2-fluoro-6-hydroxyphenyl)-1H-benzo[d]imidazol-1-yl)azetidin-1-yl)prop-2-en-1-one	338.5
60		N-(2-(1-acryloylazetidin-3-yl)-6-(5-methyl-1H-indazol-4-yl)imidazo[1,2-a]pyridin-5-yl)acetamide	415.2
61		N-(2-(1-acryloylazetidin-3-yl)-6-(3-hydroxynaphthalen-1-yl)imidazo[1,2-a]pyridin-5-yl)acetamide	427.1
62		1-(1-acryloylazetidin-3-yl)-5-(5-methyl-1H-indazol-4-yl)-1H-indole-3-carboxamide	400.3
63		1-(3-(7-(5-methyl-1H-indazol-4-yl)-3H-imidazo[4,5-c]pyridin-2-yl)azetidin-1-yl)prop-2-en-1-one	359.3

No.	Structure	Name	[M+H] ⁺
64		1-(1-acryloylazetidin-3-yl)-5-(3-hydroxynaphthalen-1-yl)-1H-indole-3-carboxamide	410.1
65		1-(3-(5-(5-methyl-1H-indazol-4-yl)-1H-indol-1-yl)azetidin-1-yl)prop-2-en-1-one	357.3
66		1-(3-(7-(3-hydroxynaphthalen-1-yl)-3H-imidazo[4,5-c]pyridin-2-yl)azetidin-1-yl)prop-2-en-1-one	371.3
67		1-(1-acryloylazetidin-3-yl)-5-(3-hydroxynaphthalen-1-yl)-1H-indole-3-carbonitrile	394.6
68		1-(1-acryloylazetidin-3-yl)-5-(5-methyl-1H-indazol-4-yl)-1H-indole-3-carbonitrile	383.1

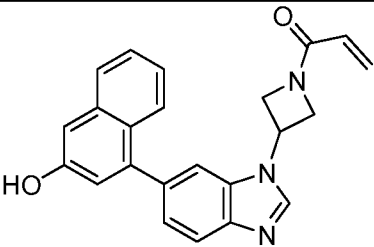
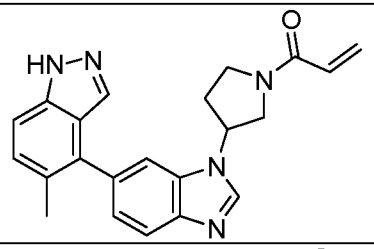
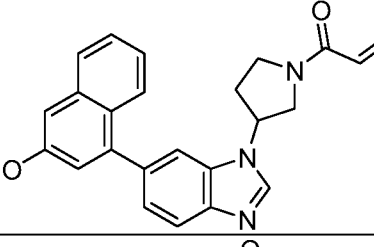
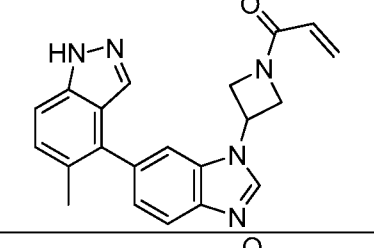
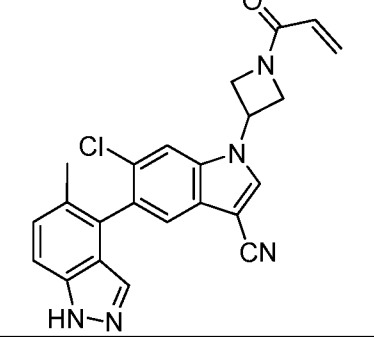
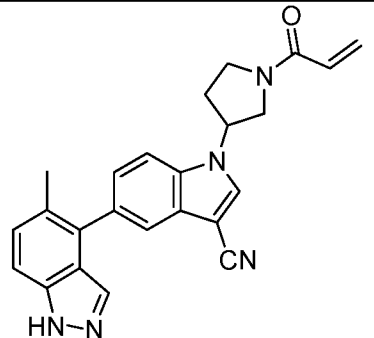
No.	Structure	Name	[M+H] ⁺
69		1-(3-(7-(5-methyl-1H-indazol-4-ylamino)-3H-imidazo[4,5-c]pyridin-2-yl)azetidin-1-yl)prop-2-en-1-one	374.3
70		1-(4-(5-(5-methyl-1H-indazol-4-yl)-1H-indol-1-yl)piperidin-1-yl)prop-2-en-1-one	385.8
71		1-(4-(5-(3-hydroxynaphthalen-1-yl)-1H-indol-1-yl)piperidin-1-yl)prop-2-en-1-one	397.5
72		1-(3-(5-(3-hydroxynaphthalen-1-yl)-1H-indol-1-yl)piperidin-1-yl)prop-2-en-1-one	397.4
73		1-(3-(5-(5-methyl-1H-indazol-4-yl)-1H-indol-1-yl)pyrrolidin-1-yl)prop-2-en-1-one	371.9

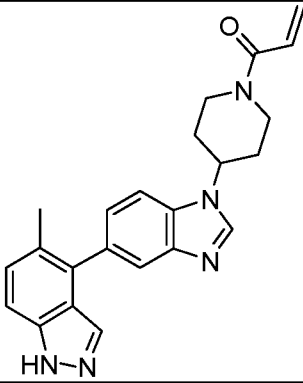
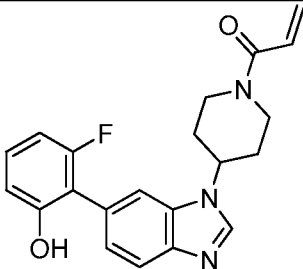
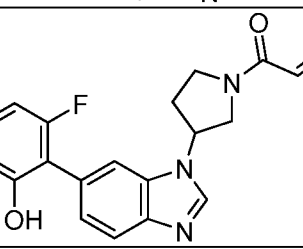
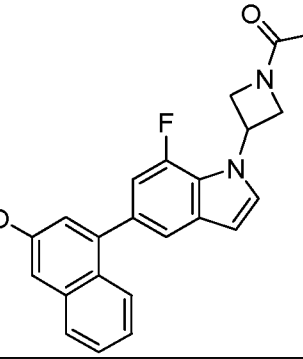
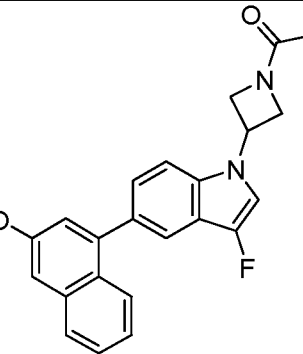
No.	Structure	Name	[M+H] ⁺
74		1-(1-acryloylazetid-3-yl)-5-(naphthalen-1-yl)-1H-indole-3-carbonitrile	378.7
75		1-(1-acryloylazetid-3-yl)-5-(2-fluoro-6-hydroxyphenyl)-1H-indole-3-carbonitrile	362.9
76		1-(3-(5-(5-methyl-1H-indazol-4-yl)-1H-indol-1-yl)piperidin-1-yl)prop-2-en-1-one	386.1
77		2-(1-acryloylazetid-3-yl)-6-(3-hydroxynaphthalen-1-yl)-1H-indole-4-carboxamide	410.1
78		1-(3-(5-(3-hydroxynaphthalen-1-yl)-4-methoxy-1H-indol-1-yl)azetid-1-yl)prop-2-en-1-one	400.1

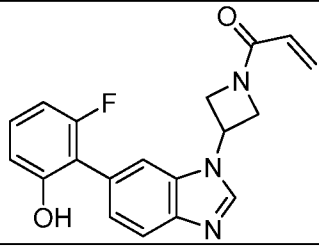
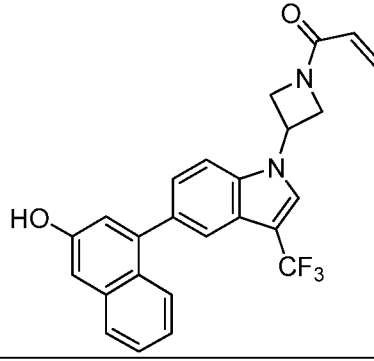
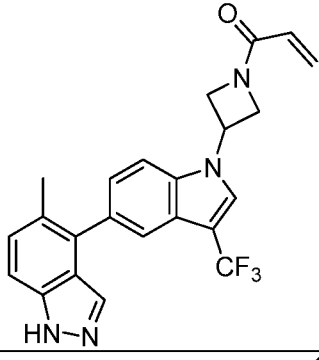
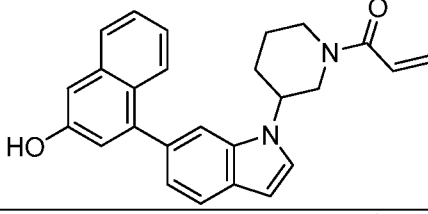
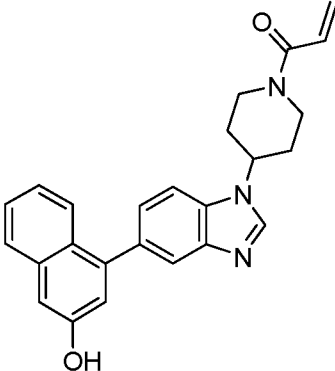
No.	Structure	Name	[M+H] ⁺
79		1-(3-(5-(3-hydroxynaphthalen-1-yl)-1H-indol-1-yl)pyrrolidin-1-yl)prop-2-en-1-one	383.7
80		N-(3-((2-cyano-5-(3-hydroxynaphthalen-1-yl)-4-methyl-1H-indol-1-yl)methyl)bicyclo[1.1.1]pentan-1-yl)acrylamide	448.7
81		1-(1-acryloylazetid-3-yl)-5-(3-hydroxynaphthalen-1-yl)-4-methyl-1H-indole-2-carbonitrile	409.1
82		1-(1-acryloylazetid-3-yl)-4-methoxy-5-(5-methyl-1H-indazol-4-yl)-1H-indole-2-carbonitrile	N/D
83		N-(3-((5-(3-amino-5-methyl-1H-indazol-4-yl)-1H-indol-1-yl)methyl)bicyclo[1.1.1]pentan-1-yl)acrylamide	413.2

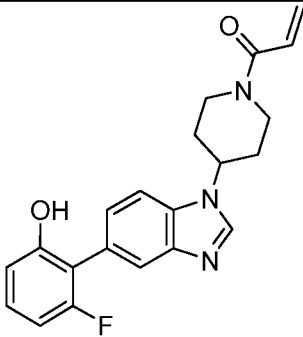
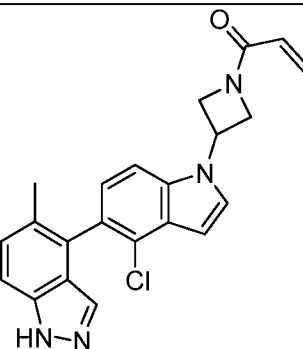
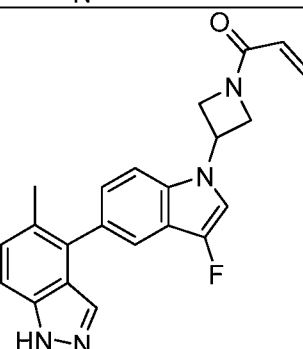
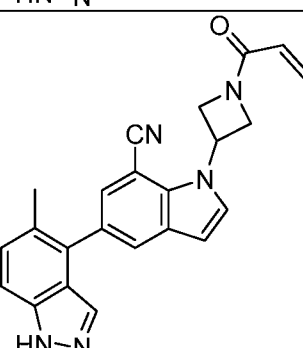
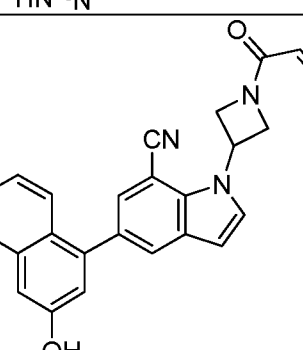
No.	Structure	Name	[M+H] ⁺
84		1-(1-acryloylpiperidin-4-yl)-5-(5-methyl-1H-indazol-4-yl)-1H-indole-3-carbonitrile	411
85		1-(1-acryloylpiperidin-4-yl)-5-(3-hydroxynaphthalen-1-yl)-1H-indole-3-carbonitrile	422.3
86		1-(1-acryloylazetidin-3-yl)-5-(3-amino-5-methyl-1H-indazol-4-yl)-4-methyl-1H-indole-2-carbonitrile	412.1
87		1-(3-(4-chloro-5-(3-hydroxynaphthalen-1-yl)-1H-indol-1-yl)azetidin-1-yl)prop-2-en-1-one	403.6

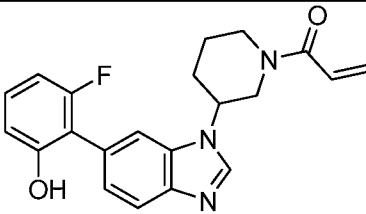
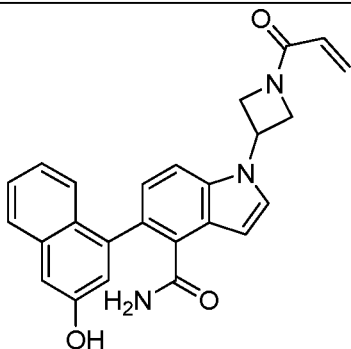
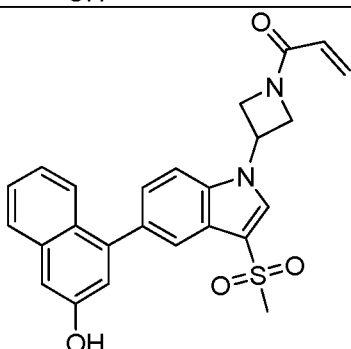
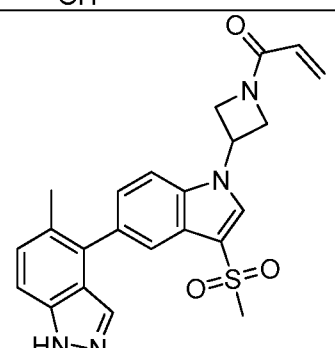
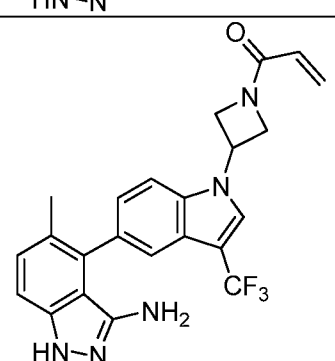
No.	Structure	Name	[M+H] ⁺
88		1-(1-acryloylazetidin-3-yl)-5-(3-amino-5-methyl-1H-indazol-4-yl)-1H-indole-3-carbonitrile	398.1
89		1-(1-acryloylpyrrolidin-3-yl)-5-(3-hydroxynaphthalen-1-yl)-1H-indole-3-carbonitrile	408.7
90		1-(3-(5-(3-hydroxynaphthalen-1-yl)-6-methyl-1H-indol-1-yl)azetidin-1-yl)prop-2-en-1-one	383.7
91		1-(4-(6-(5-methyl-1H-indazol-4-yl)-1H-benzo[d]imidazol-1-yl)piperidin-1-yl)prop-2-en-1-one	387.0
92		1-(4-(6-(3-hydroxynaphthalen-1-yl)-1H-benzo[d]imidazol-1-yl)piperidin-1-yl)prop-2-en-1-one	399.1

No.	Structure	Name	[M+H] ⁺
93		1-(3-(6-(3-hydroxynaphthalen-1-yl)-1H-benzo[d]imidazol-1-yl)azetidin-1-yl)prop-2-en-1-one	370.9
94		1-(3-(6-(5-methyl-1H-indazol-4-yl)-1H-benzo[d]imidazol-1-yl)pyrrolidin-1-yl)prop-2-en-1-one	372.7
95		1-(3-(6-(3-hydroxynaphthalen-1-yl)-1H-benzo[d]imidazol-1-yl)pyrrolidin-1-yl)prop-2-en-1-one	384.7
96		1-(3-(6-(5-methyl-1H-indazol-4-yl)-1H-benzo[d]imidazol-1-yl)azetidin-1-yl)prop-2-en-1-one	359
97		1-(1-acryloylazetidin-3-yl)-6-chloro-5-(5-methyl-1H-indazol-4-yl)-1H-indole-3-carbonitrile	416.6
98		1-(1-acryloylpyrrolidin-3-yl)-5-(5-methyl-1H-indazol-4-yl)-1H-indole-3-carbonitrile	397.1

No.	Structure	Name	[M+H] ⁺
99		1-(4-(5-(5-methyl-1H-indazol-4-yl)-1H-benzo[d]imidazol-1-yl)piperidin-1-yl)prop-2-en-1-one	387.0
100		1-(4-(6-(2-fluoro-6-hydroxyphenyl)-1H-benzo[d]imidazol-1-yl)piperidin-1-yl)prop-2-en-1-one	367.1
101		1-(3-(6-(2-fluoro-6-hydroxyphenyl)-1H-benzo[d]imidazol-1-yl)pyrrolidin-1-yl)prop-2-en-1-one	352.9
102		1-(3-(7-fluoro-5-(3-hydroxynaphthalen-1-yl)-1H-indol-1-yl)azetidin-1-yl)prop-2-en-1-one	387.8
103		1-(3-(3-fluoro-5-(3-hydroxynaphthalen-1-yl)-1H-indol-1-yl)azetidin-1-yl)prop-2-en-1-one	387.2

No.	Structure	Name	[M+H] ⁺
104		1-(3-(6-(2-fluoro-6-hydroxyphenyl)-1H-benzo[d]imidazol-1-yl)azetidin-1-yl)prop-2-en-1-one	338.9
105		1-(3-(5-(3-hydroxynaphthalen-1-yl)-3-(trifluoromethyl)-1H-indol-1-yl)azetidin-1-yl)prop-2-en-1-one	437.6
106		1-(3-(5-(5-methyl-1H-indazol-4-yl)-3-(trifluoromethyl)-1H-indol-1-yl)azetidin-1-yl)prop-2-en-1-one	425.7
107		1-(3-(6-(3-hydroxynaphthalen-1-yl)-1H-indol-1-yl)piperidin-1-yl)prop-2-en-1-one	396.0
108		1-(4-(5-(3-hydroxynaphthalen-1-yl)-1H-benzo[d]imidazol-1-yl)piperidin-1-yl)prop-2-en-1-one	398.9

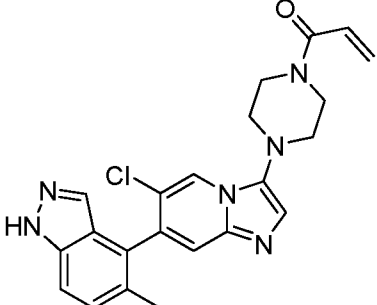
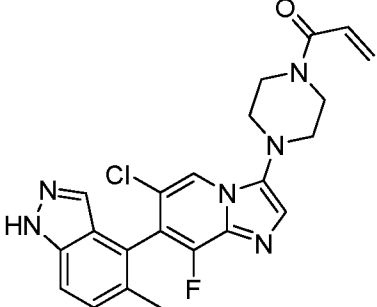
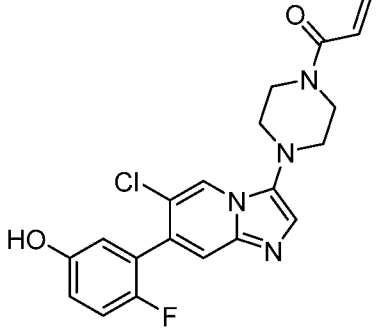
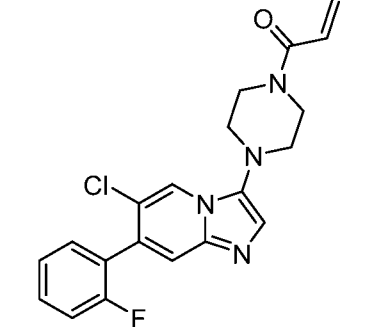
No.	Structure	Name	[M+H] ⁺
109		1-(4-(5-(2-fluoro-6-hydroxyphenyl)-1H-benzo[d]imidazol-1-yl)piperidin-1-yl)prop-2-en-1-one	366.9
110		1-(3-(4-chloro-5-(5-methyl-1H-indazol-4-yl)-1H-indol-1-yl)azetidin-1-yl)prop-2-en-1-one	392.6
111		1-(3-(3-fluoro-5-(5-methyl-1H-indazol-4-yl)-1H-indol-1-yl)azetidin-1-yl)prop-2-en-1-one	375.9
112		1-(1-acryloylazetidin-3-yl)-5-(5-methyl-1H-indazol-4-yl)-1H-indole-7-carbonitrile	382.7
113		1-(1-acryloylazetidin-3-yl)-5-(3-hydroxynaphthalen-1-yl)-1H-indole-7-carbonitrile	394.3

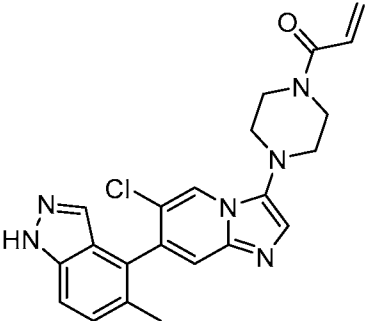
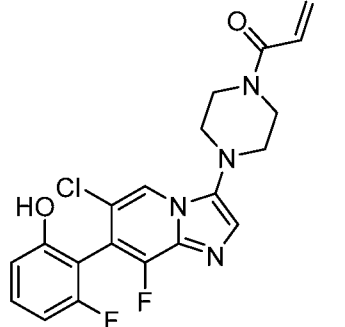
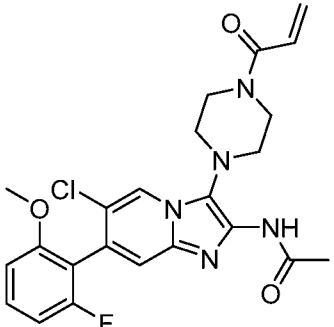
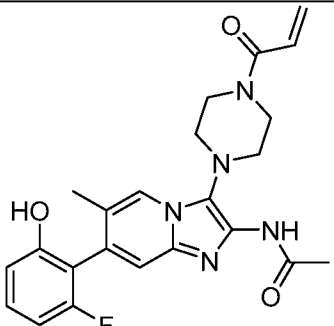
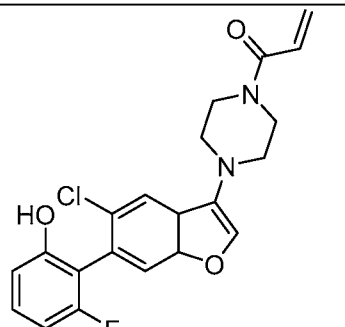
No.	Structure	Name	[M+H] ⁺
114		1-(3-(6-(2-fluoro-6-hydroxyphenyl)-1H-benzo[d]imidazol-1-yl)piperidin-1-yl)prop-2-en-1-one	366.9
115		1-(1-acryloylazetid-3-yl)-5-(3-hydroxynaphthalen-1-yl)-1H-indole-4-carboxamide	412.8
116		1-(3-(5-(3-hydroxynaphthalen-1-yl)-3-(methylsulfonyl)-1H-indol-1-yl)azetid-1-yl)prop-2-en-1-one	447.3
117		1-(3-(5-(5-methyl-1H-indazol-4-yl)-3-(methylsulfonyl)-1H-indol-1-yl)azetid-1-yl)prop-2-en-1-one	435.6
118		1-(3-(5-(3-amino-5-methyl-1H-indazol-4-yl)-3-(trifluoromethyl)-1H-indol-1-yl)azetid-1-yl)prop-2-en-1-one	441.2

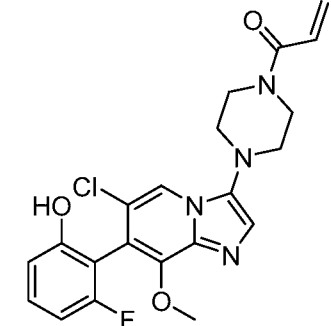
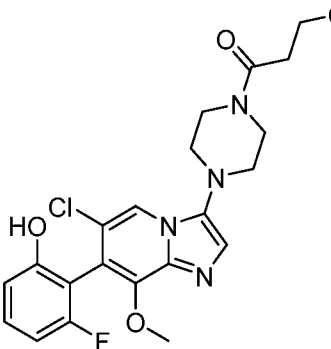
ND = not determined

In various different embodiments of any of the foregoing compounds, the invention does not include the compounds illustrated in Table 2.

Table 2
Compounds Excluded From Certain Embodiments

No.	Structure	Name
2-1		1-(4-(6-chloro-7-(5-methyl-1H-indazol-4-yl)imidazo[1,2-a]pyridin-3-yl)piperazin-1-yl)prop-2-en-1-one
2-2		1-(4-(6-chloro-8-fluoro-7-(5-methyl-1H-indazol-4-yl)imidazo[1,2-a]pyridin-3-yl)piperazin-1-yl)prop-2-en-1-one
2-3		1-(4-(6-chloro-7-(2-fluoro-5-hydroxyphenyl)imidazo[1,2-a]pyridin-3-yl)piperazin-1-yl)prop-2-en-1-one
2-4		1-(4-(6-chloro-7-(2-fluorophenyl)imidazo[1,2-a]pyridin-3-yl)piperazin-1-yl)prop-2-en-1-one

No.	Structure	Name
2-5		1-(4-(6-chloro-7-(5-methyl-1H-indazol-4-yl)imidazo[1,2-a]pyridin-3-yl)piperazin-1-yl)prop-2-en-1-one
2-6		1-(4-(6-chloro-8-fluoro-7-(2-fluoro-6-hydroxyphenyl)imidazo[1,2-a]pyridin-3-yl)piperazin-1-yl)prop-2-en-1-one
2-7		N-(3-(4-acryloylpiperazin-1-yl)-6-chloro-7-(2-fluoro-6-methoxyphenyl)imidazo[1,2-a]pyridin-2-yl)acetamide
2-8		N-(3-(4-acryloylpiperazin-1-yl)-7-(2-fluoro-6-hydroxyphenyl)-6-methylimidazo[1,2-a]pyridin-2-yl)acetamide
2-9		1-(4-(5-chloro-6-(2-fluoro-6-hydroxyphenyl)-3a,7a-dihydrobenzofuran-3-yl)piperazin-1-yl)prop-2-en-1-one

No.	Structure	Name
2-10		1-(4-(6-chloro-7-(2-fluoro-6-hydroxyphenyl)-8-methoxyimidazo[1,2-a]pyridin-3-yl)piperazin-1-yl)prop-2-en-1-one
2-11		3-chloro-1-(4-(6-chloro-7-(2-fluoro-6-hydroxyphenyl)-8-methoxyimidazo[1,2-a]pyridin-3-yl)piperazin-1-yl)propan-1-one

It is understood that in the present description, combinations of substituents and/or variables of the depicted formulae are permissible only if such contributions result in stable compounds.

5 Furthermore, all compounds of the invention which exist in free base or acid form can be converted to their pharmaceutically acceptable salts by treatment with the appropriate inorganic or organic base or acid by methods known to one skilled in the art. Salts of the compounds of the invention can be converted to their free base or acid form by standard techniques.

10 Exemplary compounds of structure (I) were prepared according to methods analogous to those illustrated in the Examples which follow. It is understood that one skilled in the art may be able to make these compounds by similar methods or by combining other methods known to one skilled in the art. It is also understood that one skilled in the art would be able to make, in a similar manner as described below, other compounds of structure (I) not
 15 specifically illustrated below by using the appropriate starting components and modifying the parameters of the synthesis as needed. In general, starting components may be obtained from sources such as Sigma Aldrich, Lancaster Synthesis, Inc., Maybridge, Matrix Scientific, TCI, and Fluorochem USA, etc. or synthesized according to sources known to those skilled in the art

(see, for example, *Advanced Organic Chemistry: Reactions, Mechanisms, and Structure*, 5th edition (Wiley, December 2000)) or prepared as described in this invention.

Further, one skilled in the art will recognize that certain modifications to the above schemes and those provided in the examples are possible to prepare different
5 embodiments of compounds of structure (I). It will also be appreciated by those skilled in the art that in the processes for preparing the compounds described herein the functional groups of intermediate compounds may need to be protected by suitable protecting groups. Such functional groups include, but are not limited to, hydroxy, amino, mercapto and carboxylic acid. Suitable protecting groups for hydroxy include trialkylsilyl or diarylalkylsilyl (for example, *t*-
10 butyldimethylsilyl, *t*-butyldiphenylsilyl or trimethylsilyl), tetrahydropyranyl, benzyl, and the like. Suitable protecting groups for amino, amidino and guanidino include *t*-butoxycarbonyl, benzyloxycarbonyl, and the like. Suitable protecting groups for mercapto include -C(O)-R'' (where R'' is alkyl, aryl or arylalkyl), *p*-methoxybenzyl, trityl and the like. Suitable protecting groups for carboxylic acid include alkyl, aryl or arylalkyl esters. Protecting groups are
15 optionally added or removed in accordance with standard techniques, which are known to one skilled in the art and as described herein. The use of protecting groups is described in detail in Green, T.W. and P.G.M. Wutz, *Protective Groups in Organic Synthesis* (1999), 3rd Ed., Wiley. As one of skill in the art would appreciate, the protecting group may also be a polymer resin such as a Wang resin, Rink resin or a 2-chlorotrityl-chloride resin.

20 It will also be appreciated by those skilled in the art, although such protected derivatives of compounds of this invention may not possess pharmacological activity as such, they may be administered to a mammal and thereafter metabolized in the body to form compounds of the invention which are pharmacologically active. Such derivatives may therefore be described as "prodrugs". All prodrugs of compounds of
25 this invention are included within the scope of the invention.

Pharmaceutical Compositions

Other embodiments are directed to pharmaceutical compositions. The pharmaceutical composition comprises any one (or more) of the foregoing compounds and a pharmaceutically acceptable carrier. In some embodiments, the pharmaceutical
30 composition is formulated for oral administration. In other embodiments, the

pharmaceutical composition is formulated for injection. In still more embodiments, the pharmaceutical compositions comprise a compound as disclosed herein and an additional therapeutic agent (*e.g.*, anticancer agent). Non-limiting examples of such therapeutic agents are described herein below.

5 Suitable routes of administration include, but are not limited to, oral, intravenous, rectal, aerosol, parenteral, ophthalmic, pulmonary, transmucosal, transdermal, vaginal, otic, nasal, and topical administration. In addition, by way of example only, parenteral delivery includes intramuscular, subcutaneous, intravenous, intramedullary injections, as well as intrathecal, direct intraventricular, intraperitoneal,
10 intralymphatic, and intranasal injections.

 In certain embodiments, a compound as described herein is administered in a local rather than systemic manner, for example, via injection of the compound directly into an organ, often in a depot preparation or sustained release formulation. In specific embodiments, long acting formulations are administered by implantation (for
15 example subcutaneously or intramuscularly) or by intramuscular injection. Furthermore, in other embodiments, the drug is delivered in a targeted drug delivery system, for example, in a liposome coated with organ-specific antibody. In such embodiments, the liposomes are targeted to and taken up selectively by the organ. In yet other embodiments, the compound as described herein is provided in the form of a
20 rapid release formulation, in the form of an extended release formulation, or in the form of an intermediate release formulation. In yet other embodiments, the compound described herein is administered topically.

 The compounds according to the invention are effective over a wide dosage range. For example, in the treatment of adult humans, dosages from 0.01 to
25 1000 mg, from 0.5 to 100 mg, from 1 to 50 mg per day, and from 5 to 40 mg per day are examples of dosages that are used in some embodiments. An exemplary dosage is 10 to 30 mg per day. The exact dosage will depend upon the route of administration, the form in which the compound is administered, the subject to be treated, the body weight of the subject to be treated, and the preference and experience of the attending
30 physician.

In some embodiments, a compound of the invention is administered in a single dose. Typically, such administration will be by injection, *e.g.*, intravenous injection, in order to introduce the agent quickly. However, other routes are used as appropriate. A single dose of a compound of the invention may also be used for
5 treatment of an acute condition.

In some embodiments, a compound of the invention is administered in multiple doses. In some embodiments, dosing is about once, twice, three times, four times, five times, six times, or more than six times per day. In other embodiments, dosing is about once a month, once every two weeks, once a week, or once every other
10 day. In another embodiment a compound of the invention and another agent are administered together about once per day to about 6 times per day. In another embodiment the administration of a compound of the invention and an agent continues for less than about 7 days. In yet another embodiment the administration continues for more than about 6, 10, 14, 28 days, two months, six months, or one year. In some cases,
15 continuous dosing is achieved and maintained as long as necessary.

Administration of the compounds of the invention may continue as long as necessary. In some embodiments, a compound of the invention is administered for more than 1, 2, 3, 4, 5, 6, 7, 14, or 28 days. In some embodiments, a compound of the invention is administered for less than 28, 14, 7, 6, 5, 4, 3, 2, or 1 day. In some
20 embodiments, a compound of the invention is administered chronically on an ongoing basis, *e.g.*, for the treatment of chronic effects.

In some embodiments, the compounds of the invention are administered in dosages. It is known in the art that due to intersubject variability in compound pharmacokinetics, individualization of dosing regimen is necessary for optimal therapy.
25 Dosing for a compound of the invention may be found by routine experimentation in light of the instant disclosure.

In some embodiments, the compounds described herein are formulated into pharmaceutical compositions. In specific embodiments, pharmaceutical compositions are formulated in a conventional manner using one or more
30 physiologically acceptable carriers comprising excipients and auxiliaries which facilitate processing of the active compounds into preparations which can be used

pharmaceutically. Proper formulation is dependent upon the route of administration chosen. Any pharmaceutically acceptable techniques, carriers, and excipients are used as suitable to formulate the pharmaceutical compositions described herein: Remington: The Science and Practice of Pharmacy, Nineteenth Ed (Easton, Pa.: Mack Publishing Company, 1995); Hoover, John E., Remington's Pharmaceutical Sciences, Mack Publishing Co., Easton, Pennsylvania 1975; Liberman, H.A. and Lachman, L., Eds., Pharmaceutical Dosage Forms, Marcel Decker, New York, N.Y., 1980; and Pharmaceutical Dosage Forms and Drug Delivery Systems, Seventh Ed. (Lippincott Williams & Wilkins 1999).

10 Provided herein are pharmaceutical compositions comprising a compound of structure (I) and a pharmaceutically acceptable diluent(s), excipient(s), or carrier(s). In certain embodiments, the compounds described are administered as pharmaceutical compositions in which compounds of structure (I) are mixed with other active ingredients, as in combination therapy. Encompassed herein are all combinations of actives set forth in the combination therapies section below and throughout this disclosure. In specific embodiments, the pharmaceutical compositions include one or more compounds of structure (I).

20 A pharmaceutical composition, as used herein, refers to a mixture of a compound of structure (I) with other chemical components, such as carriers, stabilizers, diluents, dispersing agents, suspending agents, thickening agents, and/or excipients. In certain embodiments, the pharmaceutical composition facilitates administration of the compound to an organism. In some embodiments, practicing the methods of treatment or use provided herein, therapeutically effective amounts of compounds of structure (I) provided herein are administered in a pharmaceutical composition to a mammal having a disease, disorder or medical condition to be treated. In specific embodiments, the mammal is a human. In certain embodiments, therapeutically effective amounts vary depending on the severity of the disease, the age and relative health of the subject, the potency of the compound used and other factors. The compounds described herein are used singly or in combination with one or more therapeutic agents as components of mixtures.

In one embodiment, one or more compounds of structure (I) is formulated in an aqueous solutions. In specific embodiments, the aqueous solution is selected from, by way of example only, a physiologically compatible buffer, such as Hank's solution, Ringer's solution, or physiological saline buffer. In other
5 embodiments, one or more compound of structure (I) is/are formulated for transmucosal administration. In specific embodiments, transmucosal formulations include penetrants that are appropriate to the barrier to be permeated. In still other embodiments wherein the compounds described herein are formulated for other parenteral injections, appropriate formulations include aqueous or non-aqueous solutions. In specific
10 embodiments, such solutions include physiologically compatible buffers and/or excipients.

In another embodiment, compounds described herein are formulated for oral administration. Compounds described herein are formulated by combining the active compounds with, *e.g.*, pharmaceutically acceptable carriers or excipients. In
15 various embodiments, the compounds described herein are formulated in oral dosage forms that include, by way of example only, tablets, powders, pills, dragees, capsules, liquids, gels, syrups, elixirs, slurries, suspensions and the like.

In certain embodiments, pharmaceutical preparations for oral use are obtained by mixing one or more solid excipient with one or more of the compounds
20 described herein, optionally grinding the resulting mixture, and processing the mixture of granules, after adding suitable auxiliaries, if desired, to obtain tablets or dragee cores. Suitable excipients are, in particular, fillers such as sugars, including lactose, sucrose, mannitol, or sorbitol; cellulose preparations such as: for example, maize starch, wheat starch, rice starch, potato starch, gelatin, gum tragacanth, methylcellulose,
25 microcrystalline cellulose, hydroxypropylmethylcellulose, sodium carboxymethylcellulose; or others such as: polyvinylpyrrolidone (PVP or povidone) or calcium phosphate. In specific embodiments, disintegrating agents are optionally added. Disintegrating agents include, by way of example only, cross-linked croscarmellose sodium, polyvinylpyrrolidone, agar, or alginic acid or a salt thereof such as sodium
30 alginate.

In one embodiment, dosage forms, such as dragee cores and tablets, are provided with one or more suitable coating. In specific embodiments, concentrated sugar solutions are used for coating the dosage form. The sugar solutions, optionally contain additional components, such as by way of example only, gum arabic, talc, polyvinylpyrrolidone, carbopol gel, polyethylene glycol, and/or titanium dioxide, lacquer solutions, and suitable organic solvents or solvent mixtures. Dyestuffs and/or pigments are also optionally added to the coatings for identification purposes. Additionally, the dyestuffs and/or pigments are optionally utilized to characterize different combinations of active compound doses.

In certain embodiments, therapeutically effective amounts of at least one of the compounds described herein are formulated into other oral dosage forms. Oral dosage forms include push-fit capsules made of gelatin, as well as soft, sealed capsules made of gelatin and a plasticizer, such as glycerol or sorbitol. In specific embodiments, push-fit capsules contain the active ingredients in admixture with one or more filler. Fillers include, by way of example only, lactose, binders such as starches, and/or lubricants such as talc or magnesium stearate and, optionally, stabilizers. In other embodiments, soft capsules, contain one or more active compound that is dissolved or suspended in a suitable liquid. Suitable liquids include, by way of example only, one or more fatty oil, liquid paraffin, or liquid polyethylene glycol. In addition, stabilizers are optionally added.

In other embodiments, therapeutically effective amounts of at least one of the compounds described herein are formulated for buccal or sublingual administration. Formulations suitable for buccal or sublingual administration include, by way of example only, tablets, lozenges, or gels. In still other embodiments, the compounds described herein are formulated for parental injection, including formulations suitable for bolus injection or continuous infusion. In specific embodiments, formulations for injection are presented in unit dosage form (*e.g.*, in ampoules) or in multi-dose containers. Preservatives are, optionally, added to the injection formulations. In still other embodiments, the pharmaceutical compositions are formulated in a form suitable for parenteral injection as sterile suspensions, solutions or emulsions in oily or aqueous vehicles. Parenteral injection formulations optionally

contain formulatory agents such as suspending, stabilizing and/or dispersing agents. In specific embodiments, pharmaceutical formulations for parenteral administration include aqueous solutions of the active compounds in water-soluble form. In additional embodiments, suspensions of the active compounds (*e.g.*, compounds of structure (I)) are prepared as appropriate oily injection suspensions. Suitable lipophilic solvents or vehicles for use in the pharmaceutical compositions described herein include, by way of example only, fatty oils such as sesame oil, or synthetic fatty acid esters, such as ethyl oleate or triglycerides, or liposomes. In certain specific embodiments, aqueous injection suspensions contain substances which increase the viscosity of the suspension, such as sodium carboxymethyl cellulose, sorbitol, or dextran. Optionally, the suspension contains suitable stabilizers or agents which increase the solubility of the compounds to allow for the preparation of highly concentrated solutions. Alternatively, in other embodiments, the active ingredient is in powder form for constitution with a suitable vehicle, *e.g.*, sterile pyrogen-free water, before use.

In still other embodiments, the compounds of structure (I) are administered topically. The compounds described herein are formulated into a variety of topically administrable compositions, such as solutions, suspensions, lotions, gels, pastes, medicated sticks, balms, creams or ointments. Such pharmaceutical compositions optionally contain solubilizers, stabilizers, tonicity enhancing agents, buffers and preservatives.

In yet other embodiments, the compounds of structure (I) are formulated for transdermal administration. In specific embodiments, transdermal formulations employ transdermal delivery devices and transdermal delivery patches and can be lipophilic emulsions or buffered, aqueous solutions, dissolved and/or dispersed in a polymer or an adhesive. In various embodiments, such patches are constructed for continuous, pulsatile, or on demand delivery of pharmaceutical agents. In additional embodiments, the transdermal delivery of the compounds of structure (I) is accomplished by means of iontophoretic patches and the like. In certain embodiments, transdermal patches provide controlled delivery of the compounds of structure (I). In specific embodiments, the rate of absorption is slowed by using rate-controlling membranes or by trapping the compound within a polymer matrix or gel. In alternative

embodiments, absorption enhancers are used to increase absorption. Absorption enhancers or carriers include absorbable pharmaceutically acceptable solvents that assist passage through the skin. For example, in one embodiment, transdermal devices are in the form of a bandage comprising a backing member, a reservoir containing the compound optionally with carriers, optionally a rate controlling barrier to deliver the compound to the skin of the host at a controlled and predetermined rate over a prolonged period of time, and means to secure the device to the skin.

In other embodiments, the compounds of structure (I) are formulated for administration by inhalation. Various forms suitable for administration by inhalation include, but are not limited to, aerosols, mists or powders. Pharmaceutical compositions of any of compound of structure (I) are conveniently delivered in the form of an aerosol spray presentation from pressurized packs or a nebulizer, with the use of a suitable propellant (*e.g.*, dichlorodifluoromethane, trichlorofluoromethane, dichlorotetrafluoroethane, carbon dioxide or other suitable gas). In specific embodiments, the dosage unit of a pressurized aerosol is determined by providing a valve to deliver a metered amount. In certain embodiments, capsules and cartridges of, such as, by way of example only, gelatin for use in an inhaler or insufflator is formulated containing a powder mix of the compound and a suitable powder base such as lactose or starch.

In still other embodiments, the compounds of structure (I) are formulated in rectal compositions such as enemas, rectal gels, rectal foams, rectal aerosols, suppositories, jelly suppositories, or retention enemas, containing conventional suppository bases such as cocoa butter or other glycerides, as well as synthetic polymers such as polyvinylpyrrolidone, PEG, and the like. In suppository forms of the compositions, a low-melting wax such as, but not limited to, a mixture of fatty acid glycerides, optionally in combination with cocoa butter is first melted.

In certain embodiments, pharmaceutical compositions are formulated in any conventional manner using one or more physiologically acceptable carriers comprising excipients and auxiliaries which facilitate processing of the active compounds into preparations which can be used pharmaceutically. Proper formulation is dependent upon the route of administration chosen. Any pharmaceutically acceptable

techniques, carriers, and excipients are optionally used as suitable. Pharmaceutical compositions comprising a compound of structure (I) are manufactured in a conventional manner, such as, by way of example only, by means of conventional mixing, dissolving, granulating, dragee-making, levigating, emulsifying, encapsulating, entrapping or compression processes.

Pharmaceutical compositions include at least one pharmaceutically acceptable carrier, diluent or excipient and at least one compound of structure (I), described herein as an active ingredient. The active ingredient is in free-acid or free-base form, or in a pharmaceutically acceptable salt form. In addition, the methods and pharmaceutical compositions described herein include the use of N-oxides, crystalline forms (also known as polymorphs), as well as active metabolites of these compounds having the same type of activity. All tautomers of the compounds described herein are included within the scope of the compounds presented herein. Additionally, the compounds described herein encompass unsolvated as well as solvated forms with pharmaceutically acceptable solvents such as water, ethanol, and the like. The solvated forms of the compounds presented herein are also considered to be disclosed herein. In addition, the pharmaceutical compositions optionally include other medicinal or pharmaceutical agents, carriers, adjuvants, such as preserving, stabilizing, wetting or emulsifying agents, solution promoters, salts for regulating the osmotic pressure, buffers, and/or other therapeutically valuable substances.

Methods for the preparation of compositions comprising the compounds described herein include formulating the compounds with one or more inert, pharmaceutically acceptable excipients or carriers to form a solid, semi-solid or liquid. Solid compositions include, but are not limited to, powders, tablets, dispersible granules, capsules, cachets, and suppositories. Liquid compositions include solutions in which a compound is dissolved, emulsions comprising a compound, or a solution containing liposomes, micelles, or nanoparticles comprising a compound as disclosed herein. Semi-solid compositions include, but are not limited to, gels, suspensions and creams. The form of the pharmaceutical compositions described herein include liquid solutions or suspensions, solid forms suitable for solution or suspension in a liquid prior to use, or as emulsions. These compositions also optionally contain minor amounts of

nontoxic, auxiliary substances, such as wetting or emulsifying agents, pH buffering agents, and so forth.

In some embodiments, pharmaceutical composition comprising at least one compound of structure (I) illustratively takes the form of a liquid where the agents
5 are present in solution, in suspension or both. Typically when the composition is administered as a solution or suspension a first portion of the agent is present in solution and a second portion of the agent is present in particulate form, in suspension in a liquid matrix. In some embodiments, a liquid composition includes a gel formulation. In other embodiments, the liquid composition is aqueous.

10 In certain embodiments, useful aqueous suspensions contain one or more polymers as suspending agents. Useful polymers include water-soluble polymers such as cellulosic polymers, *e.g.*, hydroxypropyl methylcellulose, and water-insoluble polymers such as cross-linked carboxyl-containing polymers. Certain pharmaceutical compositions described herein comprise a mucoadhesive polymer, selected for example
15 from carboxymethylcellulose, carbomer (acrylic acid polymer), poly(methylmethacrylate), polyacrylamide, polycarbophil, acrylic acid/butyl acrylate copolymer, sodium alginate and dextran.

Useful pharmaceutical compositions also, optionally, include solubilizing agents to aid in the solubility of a compound of structure (I). The term
20 "solubilizing agent" generally includes agents that result in formation of a micellar solution or a true solution of the agent. Certain acceptable nonionic surfactants, for example polysorbate 80, are useful as solubilizing agents, as can ophthalmically acceptable glycols, polyglycols, *e.g.*, polyethylene glycol 400, and glycol ethers.

Furthermore, useful pharmaceutical compositions optionally include one
25 or more pH adjusting agents or buffering agents, including acids such as acetic, boric, citric, lactic, phosphoric and hydrochloric acids; bases such as sodium hydroxide, sodium phosphate, sodium borate, sodium citrate, sodium acetate, sodium lactate and tris-hydroxymethylaminomethane; and buffers such as citrate/dextrose, sodium bicarbonate and ammonium chloride. Such acids, bases and buffers are included in an
30 amount required to maintain pH of the composition in an acceptable range.

Additionally, useful compositions also, optionally, include one or more salts in an amount required to bring osmolality of the composition into an acceptable range. Such salts include those having sodium, potassium or ammonium cations and chloride, citrate, ascorbate, borate, phosphate, bicarbonate, sulfate, thiosulfate or
5 bisulfite anions; suitable salts include sodium chloride, potassium chloride, sodium thiosulfate, sodium bisulfite and ammonium sulfate.

Other useful pharmaceutical compositions optionally include one or more preservatives to inhibit microbial activity. Suitable preservatives include mercury-containing substances such as merfen and thiomersal; stabilized chlorine dioxide; and
10 quaternary ammonium compounds such as benzalkonium chloride, cetyltrimethylammonium bromide and cetylpyridinium chloride.

Still other useful compositions include one or more surfactants to enhance physical stability or for other purposes. Suitable nonionic surfactants include polyoxyethylene fatty acid glycerides and vegetable oils, *e.g.*, polyoxyethylene (60)
15 hydrogenated castor oil; and polyoxyethylene alkylethers and alkylphenyl ethers, *e.g.*, octoxynol 10, octoxynol 40.

Still other useful compositions include one or more antioxidants to enhance chemical stability where required. Suitable antioxidants include, by way of example only, ascorbic acid and sodium metabisulfite.

20 In certain embodiments, aqueous suspension compositions are packaged in single-dose non-reclosable containers. Alternatively, multiple-dose reclosable containers are used, in which case it is typical to include a preservative in the composition.

In alternative embodiments, other delivery systems for hydrophobic
25 pharmaceutical compounds are employed. Liposomes and emulsions are examples of delivery vehicles or carriers useful herein. In certain embodiments, organic solvents such as N-methylpyrrolidone are also employed. In additional embodiments, the compounds described herein are delivered using a sustained-release system, such as semipermeable matrices of solid hydrophobic polymers containing the therapeutic
30 agent. Various sustained-release materials are useful herein. In some embodiments, sustained-release capsules release the compounds for a few weeks up to over 100 days.

Depending on the chemical nature and the biological stability of the therapeutic reagent, additional strategies for protein stabilization are employed.

In certain embodiments, the formulations described herein comprise one or more antioxidants, metal chelating agents, thiol containing compounds and/or other general stabilizing agents. Examples of such stabilizing agents, include, but are not limited to: (a) about 0.5% to about 2% w/v glycerol, (b) about 0.1% to about 1% w/v methionine, (c) about 0.1% to about 2% w/v monothioglycerol, (d) about 1 mM to about 10 mM EDTA, (e) about 0.01% to about 2% w/v ascorbic acid, (f) 0.003% to about 0.02% w/v polysorbate 80, (g) 0.001% to about 0.05% w/v. polysorbate 20, (h) arginine, (i) heparin, (j) dextran sulfate, (k) cyclodextrins, (l) pentosan polysulfate and other heparinoids, (m) divalent cations such as magnesium and zinc; or (n) combinations thereof.

In some embodiments, the concentration of one or more compounds provided in the pharmaceutical compositions of the present invention is less than 100%, 90%, 80%, 70%, 60%, 50%, 40%, 30%, 20%, 19%, 18%, 17%, 16%, 15%, 14%, 13%, 12%, 11%, 10%, 9%, 8%, 7%, 6%, 5%, 4%, 3%, 2%, 1%, 0.5%, 0.4%, 0.3%, 0.2%, 0.1%, 0.09%, 0.08%, 0.07%, 0.06%, 0.05%, 0.04%, 0.03%, 0.02%, 0.01%, 0.009%, 0.008%, 0.007%, 0.006%, 0.005%, 0.004%, 0.003%, 0.002%, 0.001%, 0.0009%, 0.0008%, 0.0007%, 0.0006%, 0.0005%, 0.0004%, 0.0003%, 0.0002%, or 0.0001% w/w, w/v or v/v.

In some embodiments, the concentration of one or more compounds of the invention is greater than 90%, 80%, 70%, 60%, 50%, 40%, 30%, 20%, 19.75%, 19.50%, 19.25% 19%, 18.75%, 18.50%, 18.25% 18%, 17.75%, 17.50%, 17.25% 17%, 16.75%, 16.50%, 16.25% 16%, 15.75%, 15.50%, 15.25% 15%, 14.75%, 14.50%, 14.25% 14%, 13.75%, 13.50%, 13.25% 13%, 12.75%, 12.50%, 12.25% 12%, 11.75%, 11.50%, 11.25% 11%, 10.75%, 10.50%, 10.25% 10%, 9.75%, 9.50%, 9.25% 9%, 8.75%, 8.50%, 8.25% 8%, 7.75%, 7.50%, 7.25% 7%, 6.75%, 6.50%, 6.25% 6%, 5.75%, 5.50%, 5.25% 5%, 4.75%, 4.50%, 4.25%, 4%, 3.75%, 3.50%, 3.25%, 3%, 2.75%, 2.50%, 2.25%, 2%, 1.75%, 1.50%, 1.25% , 1%, 0.5%, 0.4%, 0.3%, 0.2%, 0.1%, 0.09%, 0.08%, 0.07%, 0.06%, 0.05%, 0.04%, 0.03%, 0.02%, 0.01%, 0.009%, 0.008%, 0.007%,

0.006%, 0.005%, 0.004%, 0.003%, 0.002%, 0.001%, 0.0009%, 0.0008%, 0.0007%,
0.0006%, 0.0005%, 0.0004%, 0.0003%, 0.0002%, or 0.0001% w/w, w/v, or v/v.

In some embodiments, the concentration of one or more compounds of
the invention is in the range from approximately 0.0001% to approximately 50%,
5 approximately 0.001% to approximately 40 %, approximately 0.01% to approximately
30%, approximately 0.02% to approximately 29%, approximately 0.03% to
approximately 28%, approximately 0.04% to approximately 27%, approximately 0.05%
to approximately 26%, approximately 0.06% to approximately 25%, approximately
0.07% to approximately 24%, approximately 0.08% to approximately 23%,
10 approximately 0.09% to approximately 22%, approximately 0.1% to approximately
21%, approximately 0.2% to approximately 20%, approximately 0.3% to approximately
19%, approximately 0.4% to approximately 18%, approximately 0.5% to approximately
17%, approximately 0.6% to approximately 16%, approximately 0.7% to approximately
15%, approximately 0.8% to approximately 14%, approximately 0.9% to approximately
15 12%, approximately 1% to approximately 10% w/w, w/v or v/v.

In some embodiments, the concentration of one or more compounds of
the invention is in the range from approximately 0.001% to approximately 10%,
approximately 0.01% to approximately 5%, approximately 0.02% to approximately
4.5%, approximately 0.03% to approximately 4%, approximately 0.04% to
20 approximately 3.5%, approximately 0.05% to approximately 3%, approximately 0.06%
to approximately 2.5%, approximately 0.07% to approximately 2%, approximately
0.08% to approximately 1.5%, approximately 0.09% to approximately 1%,
approximately 0.1% to approximately 0.9% w/w, w/v or v/v.

In some embodiments, the amount of one or more compounds of the
25 invention is equal to or less than 10 g, 9.5 g, 9.0 g, 8.5 g, 8.0 g, 7.5 g, 7.0 g, 6.5 g, 6.0 g,
5.5 g, 5.0 g, 4.5 g, 4.0 g, 3.5 g, 3.0 g, 2.5 g, 2.0 g, 1.5 g, 1.0 g, 0.95 g, 0.9 g, 0.85 g, 0.8
g, 0.75 g, 0.7 g, 0.65 g, 0.6 g, 0.55 g, 0.5 g, 0.45 g, 0.4 g, 0.35 g, 0.3 g, 0.25 g, 0.2 g,
0.15 g, 0.1 g, 0.09 g, 0.08 g, 0.07 g, 0.06 g, 0.05 g, 0.04 g, 0.03 g, 0.02 g, 0.01 g, 0.009
g, 0.008 g, 0.007 g, 0.006 g, 0.005 g, 0.004 g, 0.003 g, 0.002 g, 0.001 g, 0.0009 g,
30 0.0008 g, 0.0007 g, 0.0006 g, 0.0005 g, 0.0004 g, 0.0003 g, 0.0002 g, or 0.0001 g.

In some embodiments, the amount of one or more compounds of the invention is more than 0.0001 g, 0.0002 g, 0.0003 g, 0.0004 g, 0.0005 g, 0.0006 g, 0.0007 g, 0.0008 g, 0.0009 g, 0.001 g, 0.0015 g, 0.002 g, 0.0025 g, 0.003 g, 0.0035 g, 0.004 g, 0.0045 g, 0.005 g, 0.0055 g, 0.006 g, 0.0065 g, 0.007 g, 0.0075 g, 0.008 g, 5 0.0085 g, 0.009 g, 0.0095 g, 0.01 g, 0.015 g, 0.02 g, 0.025 g, 0.03 g, 0.035 g, 0.04 g, 0.045 g, 0.05 g, 0.055 g, 0.06 g, 0.065 g, 0.07 g, 0.075 g, 0.08 g, 0.085 g, 0.09 g, 0.095 g, 0.1 g, , 0.15 g, 0.2 g, , 0.25 g, 0.3 g, , 0.35 g, 0.4 g, , 0.45 g, 0.5 g, 0.55 g, 0.6 g, , 0.65 g, 0.7 g, 0.75 g, 0.8 g, 0.85 g, 0.9 g, 0.95 g, 1 g, 1.5 g, 2 g, 2.5, 3 g, 3.5, 4 g, 4.5 g, 5 g, 5.5 g, 6 g, 6.5g, 7 g, 7.5g, 8 g, 8.5 g, 9 g, 9.5 g, or 10 g.

10 In some embodiments, the amount of one or more compounds of the invention is in the range of 0.0001-10 g, 0.0005-9 g, 0.001-8 g, 0.005-7 g, 0.01-6 g, 0.05-5 g, 0.1-4 g, 0.5-4 g, or 1-3 g.

Kits/Articles of Manufacture

For use in the therapeutic applications described herein, kits and articles 15 of manufacture are also provided. In some embodiments, such kits comprise a carrier, package, or container that is compartmentalized to receive one or more containers such as vials, tubes, and the like, each of the container(s) comprising one of the separate elements to be used in a method described herein. Suitable containers include, for example, bottles, vials, syringes, and test tubes. The containers are formed from a 20 variety of materials such as glass or plastic.

The articles of manufacture provided herein contain packaging materials. Packaging materials for use in packaging pharmaceutical products include those found in, *e.g.*, U.S. Pat. Nos. 5,323,907, 5,052,558 and 5,033,252. Examples of 25 pharmaceutical packaging materials include, but are not limited to, blister packs, bottles, tubes, inhalers, pumps, bags, vials, containers, syringes, bottles, and any packaging material suitable for a selected formulation and intended mode of administration and treatment. For example, the container(s) includes one or more compounds described herein, optionally in a composition or in combination with another agent as disclosed herein. The container(s) optionally have a sterile access port 30 (for example the container is an intravenous solution bag or a vial having a stopper

pierceable by a hypodermic injection needle). Such kits optionally comprise a compound with an identifying description or label or instructions relating to its use in the methods described herein.

For example, a kit typically includes one or more additional containers,
5 each with one or more of various materials (such as reagents, optionally in concentrated form, and/or devices) desirable from a commercial and user standpoint for use of a compound described herein. Non-limiting examples of such materials include, but not limited to, buffers, diluents, filters, needles, syringes; carrier, package, container, vial and/or tube labels listing contents and/or instructions for use, and package inserts with
10 instructions for use. A set of instructions will also typically be included. A label is optionally on or associated with the container. For example, a label is on a container when letters, numbers or other characters forming the label are attached, molded or etched into the container itself, a label is associated with a container when it is present within a receptacle or carrier that also holds the container, *e.g.*, as a package insert. In
15 addition, a label is used to indicate that the contents are to be used for a specific therapeutic application. In addition, the label indicates directions for use of the contents, such as in the methods described herein. In certain embodiments, the pharmaceutical compositions are presented in a pack or dispenser device which contains one or more unit dosage forms containing a compound provided herein. The pack for example
20 contains metal or plastic foil, such as a blister pack. Or, the pack or dispenser device is accompanied by instructions for administration. Or, the pack or dispenser is accompanied with a notice associated with the container in form prescribed by a governmental agency regulating the manufacture, use, or sale of pharmaceuticals, which notice is reflective of approval by the agency of the form of the drug for human
25 or veterinary administration. Such notice, for example, is the labeling approved by the U.S. Food and Drug Administration for prescription drugs, or the approved product insert. In some embodiments, compositions containing a compound provided herein formulated in a compatible pharmaceutical carrier are prepared, placed in an appropriate container, and labeled for treatment of an indicated condition.

Methods

Embodiments of the present invention provide a method of inhibiting RAS-mediated cell signaling comprising contacting a cell with an effective amount of one or more compounds disclosed herein. Inhibition of RAS-mediated signal
5 transduction can be assessed and demonstrated by a wide variety of ways known in the art. Non-limiting examples include a showing of (a) a decrease in GTPase activity of RAS; (b) a decrease in GTP binding affinity or an increase in GDP binding affinity; (c) an increase in K_{off} of GTP or a decrease in K_{off} of GDP; (d) a decrease in the levels of signaling transduction molecules downstream in the RAS pathway, such as a
10 decrease in pMEK level; and/or (e) a decrease in binding of RAS complex to downstream signaling molecules including but not limited to Raf. Kits and commercially available assays can be utilized for determining one or more of the above.

Embodiments also provide methods of using the compounds or pharmaceutical compositions of the present invention to treat disease conditions,
15 including but not limited to conditions implicated by G12C KRAS, HRAS or NRAS mutation, G12C HRAS mutation and/or G12C NRAS mutation (*e.g.*, cancer).

In some embodiments, a method for treatment of cancer is provided, the method comprising administering an effective amount of any of the foregoing pharmaceutical compositions comprising a compound of structure (I) to a subject in
20 need thereof. In some embodiments, the cancer is mediated by a KRAS, HRAS or NRAS G12C mutation. In other embodiments, the cancer is pancreatic cancer, colon cancer, MYH associated polyposis, colorectal cancer or lung cancer.

In some embodiments the invention provides method of treating a disorder in a subject in need thereof, wherein the said method comprises determining if
25 the subject has a KRAS, HRAS or NRAS G12C mutation and if the subject is determined to have the KRAS, HRAS or NRAS G12C mutation, then administering to the subject a therapeutically effective dose of at least one compound of structure (I) or a pharmaceutically acceptable salt, ester, prodrug, tautomer, solvate, hydrate or derivative thereof.

30 The disclosed compounds strongly inhibit anchorage-independent cell growth and therefore have the potential to inhibit tumor metastasis. Accordingly, in

another embodiment the disclosure provides a method for inhibiting tumor metastasis, the method comprising administering an effective amount a pharmaceutical composition of comprising any of the compounds disclosed herein and a pharmaceutically acceptable carrier to a subject in need thereof.

5 KRAS, HRAS or NRAS G12C mutations have also been identified in hematological malignancies (*e.g.*, cancers that affect blood, bone marrow and/or lymph nodes). Accordingly, certain embodiments are directed to administration of a disclosed compounds (*e.g.*, in the form of a pharmaceutical composition) to a patient in need of treatment of a hematological malignancy. Such malignancies include, but are not
10 limited to leukemias and lymphomas. For example, the presently disclosed compounds can be used for treatment of diseases such as Acute lymphoblastic leukemia (ALL), Acute myelogenous leukemia (AML), Chronic lymphocytic leukemia (CLL), small lymphocytic lymphoma (SLL), Chronic myelogenous leukemia (CML), Acute monocytic leukemia (AMoL) and/ or other leukemias. In other embodiments, the
15 compounds are useful for treatment of lymphomas such as all subtypes of Hodgkin's lymphoma or non-Hodgkin's lymphoma.

Determining whether a tumor or cancer comprises a G12C KRAS, HRAS or NRAS mutation can be undertaken by assessing the nucleotide sequence encoding the KRAS, HRAS or NRAS protein, by assessing the amino acid sequence of
20 the KRAS, HRAS or NRAS protein, or by assessing the characteristics of a putative KRAS, HRAS or NRAS mutant protein. The sequence of wild-type human KRAS, HRAS or NRAS is known in the art, (*e.g.*, Accession No. NP203524).

Methods for detecting a mutation in a KRAS, HRAS or NRAS nucleotide sequence are known by those of skill in the art. These methods include, but
25 are not limited to, polymeRAsE chain reaction-restriction fragment length polymorphism (PCR-RFLP) assays, polymeRAsE chain reaction-single strand conformation polymorphism (PCR-SSCP) assays, real-time PCR assays, PCR sequencing, mutant allele-specific PCR amplification (MASA) assays, direct sequencing, primer extension reactions, electrophoresis, oligonucleotide ligation assays,
30 hybridization assays, TaqMan assays, SNP genotyping assays, high resolution melting assays and microarray analyses. In some embodiments, samples are evaluated for G12C

KRAS, HRAS or NRAS mutations by real-time PCR. In real-time PCR, fluorescent probes specific for the KRAS, HRAS or NRAS G12C mutation are used. When a mutation is present, the probe binds and fluorescence is detected. In some embodiments, the KRAS, HRAS or NRAS G12C mutation is identified using a direct sequencing method of specific regions (*e.g.*, exon 2 and/or exon 3) in the KRAS, HRAS or NRAS gene. This technique will identify all possible mutations in the region sequenced.

Methods for detecting a mutation in a KRAS, HRAS or NRAS protein are known by those of skill in the art. These methods include, but are not limited to, detection of a KRAS, HRAS or NRAS mutant using a binding agent (*e.g.*, an antibody) specific for the mutant protein, protein electrophoresis and Western blotting, and direct peptide sequencing.

Methods for determining whether a tumor or cancer comprises a G12C KRAS, HRAS or NRAS mutation can use a variety of samples. In some embodiments, the sample is taken from a subject having a tumor or cancer. In some embodiments, the sample is taken from a subject having a cancer or tumor. In some embodiments, the sample is a fresh tumor/cancer sample. In some embodiments, the sample is a frozen tumor/cancer sample. In some embodiments, the sample is a formalin-fixed paraffin-embedded sample. In some embodiments, the sample is processed to a cell lysate. In some embodiments, the sample is processed to DNA or RNA.

Embodiments of the invention also relate to a method of treating a hyperproliferative disorder in a mammal that comprises administering to said mammal a therapeutically effective amount of a compound of the present invention, or a pharmaceutically acceptable salt, ester, prodrug, solvate, hydrate or derivative thereof. In some embodiments, said method relates to the treatment of cancer such as acute myeloid leukemia, cancer in adolescents, adrenocortical carcinoma childhood, AIDS-related cancers (*e.g.*, Lymphoma and Kaposi's Sarcoma), anal cancer, appendix cancer, astrocytomas, atypical teratoid, basal cell carcinoma, bile duct cancer, bladder cancer, bone cancer, brain stem glioma, brain tumor, breast cancer, bronchial tumors, burkitt lymphoma, carcinoid tumor, atypical teratoid, embryonal tumors, germ cell tumor, primary lymphoma, cervical cancer, childhood cancers, chordoma, cardiac tumors,

chronic lymphocytic leukemia (CLL), chronic myelogenous leukemia (CML), chronic myeloproliferative disorders, colon cancer, colorectal cancer, craniopharyngioma, cutaneous T-cell lymphoma, extrahepatic ductal carcinoma in situ (DCIS), embryonal tumors, CNS cancer, endometrial cancer, ependymoma, esophageal cancer, 5 esthesioneuroblastoma, Ewing sarcoma, extracranial germ cell tumor, extragonadal germ cell tumor, eye cancer, fibrous histiocytoma of bone, gall bladder cancer, gastric cancer, gastrointestinal carcinoid tumor, gastrointestinal stromal tumors (GIST), germ cell tumor, gestational trophoblastic tumor, hairy cell leukemia, head and neck cancer, heart cancer, liver cancer, Hodgkin's lymphoma, hypopharyngeal cancer, intraocular melanoma, islet cell tumors, pancreatic neuroendocrine tumors, kidney cancer, 10 laryngeal cancer, lip and oral cavity cancer, liver cancer, lobular carcinoma in situ (LCIS), lung cancer, lymphoma, metastatic squamous neck cancer with occult primary, midline tract carcinoma, mouth cancer, multiple endocrine neoplasia syndromes, multiple myeloma/plasma cell neoplasm, mycosis fungoides, 15 myelodysplastic syndromes, myelodysplastic/myeloproliferative neoplasms, multiple myeloma, merkel cell carcinoma, malignant mesothelioma, malignant fibrous histiocytoma of bone and osteosarcoma, nasal cavity and paranasal sinus cancer, nasopharyngeal cancer, neuroblastoma, non-Hodgkin's lymphoma, non-small cell lung cancer (NSCLC), oral cancer, lip and oral cavity cancer, oropharyngeal cancer, 20 ovarian cancer, pancreatic cancer, papillomatosis, paraganglioma, paranasal sinus and nasal cavity cancer, parathyroid cancer, penile cancer, pharyngeal cancer, pleuropulmonary blastoma, primary central nervous system (CNS) lymphoma, prostate cancer, rectal cancer, transitional cell cancer, retinoblastoma, rhabdomyosarcoma, salivary gland cancer, skin cancer, stomach (gastric) cancer, small cell lung cancer, 25 small intestine cancer, soft tissue sarcoma, T-Cell lymphoma, testicular cancer, throat cancer, thymoma and thymic carcinoma, thyroid cancer, transitional cell cancer of the renal pelvis and ureter, trophoblastic tumor, unusual cancers of childhood, urethral cancer, uterine sarcoma, vaginal cancer, vulvar cancer, or Viral-Induced cancer. In some embodiments, said method relates to the treatment of a non-cancerous 30 hyperproliferative disorder such as benign hyperplasia of the skin (*e.g.*, psoriasis), restenosis, or prostate (*e.g.*, benign prostatic hypertrophy (BPH)).

In certain particular embodiments, the invention relates to methods for treatment of lung cancers, the methods comprise administering an effective amount of any of the above described compound (or a pharmaceutical composition comprising the same) to a subject in need thereof. In certain embodiments the lung cancer is a non-
5 small cell lung carcinoma (NSCLC), for example adenocarcinoma, squamous-cell lung carcinoma or large-cell lung carcinoma. In other embodiments, the lung cancer is a small cell lung carcinoma. Other lung cancers treatable with the disclosed compounds include, but are not limited to, glandular tumors, carcinoid tumors and undifferentiated carcinomas.

10 Subjects that can be treated with compounds of the invention, or pharmaceutically acceptable salt, ester, prodrug, solvate, tautomer, hydrate or derivative of said compounds, according to the methods of this invention include, for example, subjects that have been diagnosed as having acute myeloid leukemia, acute myeloid leukemia, cancer in adolescents, adrenocortical carcinoma childhood, AIDS-related
15 cancers (*e.g.*, Lymphoma and Kaposi's Sarcoma), anal cancer, appendix cancer, astrocytomas, atypical teratoid, basal cell carcinoma, bile duct cancer, bladder cancer, bone cancer, brain stem glioma, brain tumor, breast cancer, bronchial tumors, burkitt lymphoma, carcinoid tumor, atypical teratoid, embryonal tumors, germ cell tumor, primary lymphoma, cervical cancer, childhood cancers, chordoma, cardiac tumors,
20 chronic lymphocytic leukemia (CLL), chronic myelogenous leukemia (CML), chronic myeloproliferative disorders, colon cancer, colorectal cancer, craniopharyngioma, cutaneous T-cell lymphoma, extrahepatic ductal carcinoma in situ (DCIS), embryonal tumors, CNS cancer, endometrial cancer, ependymoma, esophageal cancer, esthesioneuroblastoma, Ewing sarcoma, extracranial germ cell tumor, extragonadal
25 germ cell tumor, eye cancer, fibrous histiocytoma of bone, gall bladder cancer, gastric cancer, gastrointestinal carcinoid tumor, gastrointestinal stromal tumors (GIST), germ cell tumor, gestational trophoblastic tumor, hairy cell leukemia, head and neck cancer, heart cancer, liver cancer, Hodgkin's lymphoma, hypopharyngeal cancer, intraocular melanoma, islet cell tumors, pancreatic neuroendocrine tumors, kidney cancer,
30 laryngeal cancer, lip and oral cavity cancer, liver cancer, lobular carcinoma in situ (LCIS), lung cancer, lymphoma, metastatic squamous neck cancer with occult primary,

midline tract carcinoma, mouth cancer multiple endocrine neoplasia syndromes, multiple myeloma/plasma cell neoplasm, mycosis fungoides, myelodysplastic syndromes, myelodysplastic/myeloproliferative neoplasms, multiple myeloma, merkel cell carcinoma, malignant mesothelioma, malignant fibrous histiocytoma of bone and osteosarcoma, nasal cavity and paranasal sinus cancer, nasopharyngeal cancer, 5 neuroblastoma, non-Hodgkin's lymphoma, non-small cell lung cancer (NSCLC), oral cancer, lip and oral cavity cancer, oropharyngeal cancer, ovarian cancer, pancreatic cancer, papillomatosis, paraganglioma, paranasal sinus and nasal cavity cancer, parathyroid cancer, penile cancer, pharyngeal cancer, pleuropulmonary blastoma, 10 primary central nervous system (CNS) lymphoma, prostate cancer, rectal cancer, transitional cell cancer, retinoblastoma, rhabdomyosarcoma, salivary gland cancer, skin cancer, stomach (gastric) cancer, small cell lung cancer, small intestine cancer, soft tissue sarcoma, T-Cell lymphoma, testicular cancer, throat cancer, thymoma and thymic carcinoma, thyroid cancer, transitional cell cancer of the renal pelvis and ureter, 15 trophoblastic tumor, unusual cancers of childhood, urethral cancer, uterine sarcoma, vaginal cancer, vulvar cancer, or Viral-Induced cancer. In some embodiments subjects that are treated with the compounds of the invention include subjects that have been diagnosed as having a non-cancerous hyperproliferative disorder such as benign hyperplasia of the skin (*e.g.*, psoriasis), restenosis, or prostate (*e.g.*, benign prostatic hypertrophy (BPH)). 20

Embodiments of the invention further provide methods of modulating a G12C Mutant KRAS, HRAS or NRAS protein activity by contacting the protein with an effective amount of a compound of the invention. Modulation can be inhibiting or activating protein activity. In some embodiments, the invention provides methods of 25 inhibiting protein activity by contacting the G12C Mutant KRAS, HRAS or NRAS protein with an effective amount of a compound of the invention in solution. In some embodiments, the invention provides methods of inhibiting the G12C Mutant KRAS, HRAS or NRAS protein activity by contacting a cell, tissue, organ that express the protein of interest. In some embodiments, the invention provides methods of inhibiting 30 protein activity in subject including but not limited to rodents and mammal (*e.g.*, human) by administering into the subject an effective amount of a compound of the

invention. In some embodiments, the percentage modulation exceeds 25%, 30%, 40%, 50%, 60%, 70%, 80%, or 90%. In some embodiments, the percentage of inhibiting exceeds 25%, 30%, 40%, 50%, 60%, 70%, 80%, or 90%.

In some embodiments, the invention provides methods of inhibiting
5 KRAS, HRAS or NRAS G12C activity in a cell by contacting said cell with an amount
of a compound of the invention sufficient to inhibit the activity of KRAS, HRAS or
NRAS G12C in said cell. In some embodiments, the invention provides methods of
inhibiting KRAS, HRAS or NRAS G12C activity in a tissue by contacting said tissue
with an amount of a compound of the invention sufficient to inhibit the activity of
10 KRAS, HRAS or NRAS G12C in said tissue. In some embodiments, the invention
provides methods of inhibiting KRAS, HRAS or NRAS G12C activity in an organism
by contacting said organism with an amount of a compound of the invention sufficient
to inhibit the activity of KRAS, HRAS or NRAS G12C in said organism. In some
embodiments, the invention provides methods of inhibiting KRAS, HRAS or NRAS
15 G12C activity in an animal by contacting said animal with an amount of a compound of
the invention sufficient to inhibit the activity of KRAS, HRAS or NRAS G12C in said
animal. In some embodiments, the invention provides methods of inhibiting KRAS,
HRAS or NRAS G12C activity in a mammal by contacting said mammal with an
amount of a compound of the invention sufficient to inhibit the activity of KRAS,
20 HRAS or NRAS G12C in said mammal. In some embodiments, the invention provides
methods of inhibiting KRAS, HRAS or NRAS G12C activity in a human by contacting
said human with an amount of a compound of the invention sufficient to inhibit the
activity of KRAS, HRAS or NRAS G12C in said human. In other embodiments, the
present invention provides methods of treating a disease mediated by KRAS, HRAS or
25 NRAS G12C activity in a subject in need of such treatment.

Other embodiments provide methods for combination therapies in which
an agent known to modulate other pathways, or other components of the same pathway,
or even overlapping sets of target enzymes are used in combination with a compound of
the present invention, or a pharmaceutically acceptable salt, ester, prodrug, solvate,
30 tautomer, hydrate or derivative thereof. In one aspect, such therapy includes but is not
limited to the combination of one or more compounds of the invention with

chemotherapeutic agents, therapeutic antibodies, and radiation treatment, to provide a synergistic or additive therapeutic effect.

Many chemotherapeutics are presently known in the art and can be used in combination with the compounds of the invention. In some embodiments, the
5 chemotherapeutic is selected from the group consisting of mitotic inhibitors, alkylating agents, anti-metabolites, intercalating antibiotics, growth factor inhibitors, cell cycle inhibitors, enzymes, topoisomerase inhibitors, biological response modifiers, anti-hormones, angiogenesis inhibitors, and anti-androgens.

Non-limiting examples are chemotherapeutic agents, cytotoxic agents,
10 and non-peptide small molecules such as Gleevec® (Imatinib Mesylate), Velcade® (bortezomib), Casodex (bicalutamide), Iressa® (gefitinib), and Adriamycin as well as a host of chemotherapeutic agents. Non-limiting examples of chemotherapeutic agents include alkylating agents such as thiotepa and cyclophosphamide (CYTOXAN®); alkyl sulfonates such as busulfan, improsulfan and piposulfan; aziridines such as benzodopa,
15 carboquone, metredopa, and uredopa; ethylenimines and methylamelamines including altretamine, triethylenemelamine, triethylenephosphoramide, triethylenethiophosphoramide and trimethylolomelamine; nitrogen mustards such as chlorambucil, chlornaphazine, cholophosphamide, estramustine, ifosfamide, mechlorethamine, mechlorethamine oxide hydrochloride, melphalan, novembichin,
20 phenesterine, prednimustine, trofosfamide, uracil mustard; nitrosureas such as carmustine, chlorozotocin, fotemustine, lomustine, nimustine, ranimustine; antibiotics such as aclacinomysins, actinomycin, anthramycin, azaserine, bleomycins, cactinomycin, calicheamicin, carabycin, carminomycin, carzinophilin, Casodex®, chromomycins, dactinomycin, daunorubicin, detorubicin, 6-diazo-5-oxo-L-norleucine,
25 doxorubicin, epirubicin, esorubicin, idarubicin, marcellomycin, mitomycins, mycophenolic acid, nogalamycin, olivomycins, peplomycin, potfiromycin, puromycin, quelamycin, rodorubicin, streptonigrin, streptozocin, tubercidin, ubenimex, zinostatin, zorubicin; anti-metabolites such as methotrexate and 5-fluorouracil (5-FU); folic acid analogues such as denopterin, methotrexate, pteropterin, trimetrexate; purine analogs
30 such as fludarabine, 6-mercaptopurine, thiamiprine, thioguanine; pyrimidine analogs such as ancitabine, azacitidine, 6-azauridine, carmofur, cytarabine, dideoxyuridine,

doxifluridine, enocitabine, floxuridine, androgens such as calusterone, dromostanolone propionate, epitiostanol, mepitiothane, testolactone; anti-adrenals such as aminoglutethimide, mitotane, trilostane; folic acid replenisher such as frolic acid; aceglatone; aldophosphamide glycoside; aminolevulinic acid; amsacrine; bestrabucil; 5 bisantrene; edatraxate; defofamine; demecolcine; diaziquone; elfomithine; elliptinium acetate; etoglucid; gallium nitrate; hydroxyurea; lentinan; lonidamine; mitoguazone; mitoxantrone; mopidamol; nitracrine; pentostatin; phenamet; pirarubicin; podophyllinic acid; 2-ethylhydrazide; procarbazine; PSK.RTM.; razoxane; sizofiran; spirogermanium; tenuazonic acid; triaziquone; 2,2',2"-trichlorotriethylamine; urethan; vindesine; 10 dacarbazine; mannomustine; mitobronitol; mitolactol; pipobroman; gacytosine; arabinoside ("Ara-C"); cyclophosphamide; thiotepa; taxanes, e.g. paclitaxel (TAXOL™, Bristol-Myers Squibb Oncology, Princeton, N.J.) and docetaxel (TAXOTERE™, Rhone-Poulenc Rorer, Antony, France); retinoic acid; esperamicins; capecitabine; and pharmaceutically acceptable salts, acids or derivatives of any of the 15 above. Also included as suitable chemotherapeutic cell conditioners are anti-hormonal agents that act to regulate or inhibit hormone action on tumors such as anti-estrogens including for example tamoxifen, (Nolvadex™), raloxifene, aromatase inhibiting 4(5)-imidazoles, 4-hydroxytamoxifen, trioxifene, keoxifene, LY 117018, onapristone, and toremifene (Fareston); and anti-androgens such as flutamide, nilutamide, bicalutamide, 20 leuprolide, and goserelin; chlorambucil; gemcitabine; 6-thioguanine; mercaptopurine; methotrexate; platinum analogs such as cisplatin and carboplatin; vinblastine; platinum; etoposide (VP-16); ifosfamide; mitomycin C; mitoxantrone; vincristine; vinorelbine; navelbine; novantrone; teniposide; daunomycin; aminopterin; xeloda; ibandronate; camptothecin-11 (CPT-11); topoisomerase inhibitor RFS 2000; 25 difluoromethylornithine (DMFO). Where desired, the compounds or pharmaceutical composition of the present invention can be used in combination with commonly prescribed anti-cancer drugs such as Herceptin®, Avastin®, Erbitux®, Rituxan®, Taxol®, Arimidex®, Taxotere®, ABVD, AVICINE, Abagovomab, Acridine carboxamide, Adecatumumab, 17-N-Allylamino-17-demethoxygeldanamycin, 30 Alpharadin, Alvocidib, 3-Aminopyridine-2-carboxaldehyde thiosemicarbazone, Amonafide, Anthracenedione, Anti-CD22 immunotoxins, Antineoplastic,

Antitumorigenic herbs, Apaziquone, Atiprimod, Azathioprine, Belotecan, Bendamustine, BIBW 2992, Biricodar, Brostallicin, Bryostatin, Buthionine sulfoximine, CBV (chemotherapy), Calyculin, cell-cycle nonspecific antineoplastic agents, Dichloroacetic acid, Discodermolide, Elsamitrucin, Enocitabine, Epothilone, 5 Eribulin, Everolimus, Exatecan, Exisulind, Ferruginol, Forodesine, Fosfestrol, ICE chemotherapy regimen, IT-101, Imexon, Imiquimod, Indolocarbazole, Irofulven, Laniquidar, Larotaxel, Lenalidomide, Lucanthone, Lurtotecan, Mafosfamide, Mitozolomide, Nafoxidine, Nedaplatin, Olaparib, Ortataxel, PAC-1, Pawpaw, Pixantrone, Proteasome inhibitor, Rebeccamycin, Resiquimod, Rubitecan, SN-38, 10 Salinosporamide A, Sapacitabine, Stanford V, Swainsonine, Talaporfin, Tariquidar, Tegafur-uracil, Temodar, Tesetaxel, Triplatin tetranitrate, Tris(2-chloroethyl)amine, Troxacitabine, Uramustine, Vadimezan, Vinflunine, ZD6126 or Zosuquidar.

Embodiments further relate to a method for using the compounds or pharmaceutical compositions provided herein, in combination with radiation therapy for 15 inhibiting abnormal cell growth or treating the hyperproliferative disorder in the mammal. Techniques for administering radiation therapy are known in the art, and these techniques can be used in the combination therapy described herein. The administration of the compound of the invention in this combination therapy can be determined as described herein.

20 Radiation therapy can be administered through one of several methods, or a combination of methods, including without limitation external-beam therapy, internal radiation therapy, implant radiation, stereotactic radiosurgery, systemic radiation therapy, radiotherapy and permanent or temporary interstitial brachytherapy. The term “brachytherapy,” as used herein, refers to radiation therapy delivered by a 25 spatially confined radioactive material inserted into the body at or near a tumor or other proliferative tissue disease site. The term is intended without limitation to include exposure to radioactive isotopes (*e.g.*, At-211, I-131, I-125, Y-90, Re-186, Re-188, Sm-153, Bi-212, P-32, and radioactive isotopes of Lu). Suitable radiation sources for use as a cell conditioner of the present invention include both solids and liquids. By way of 30 non-limiting example, the radiation source can be a radionuclide, such as I-125, I-131, Yb-169, Ir-192 as a solid source, I-125 as a solid source, or other radionuclides that

emit photons, beta particles, gamma radiation, or other therapeutic rays. The radioactive material can also be a fluid made from any solution of radionuclide(s), *e.g.*, a solution of I-125 or I-131, or a radioactive fluid can be produced using a slurry of a suitable fluid containing small particles of solid radionuclides, such as Au-198, Y-90. Moreover, 5 the radionuclide(s) can be embodied in a gel or radioactive micro spheres.

Without being limited by any theory, the compounds of the present invention can render abnormal cells more sensitive to treatment with radiation for purposes of killing and/or inhibiting the growth of such cells. Accordingly, this invention further relates to a method for sensitizing abnormal cells in a mammal to 10 treatment with radiation which comprises administering to the mammal an amount of a compound of the present invention or pharmaceutically acceptable salt, ester, prodrug, solvate, hydrate or derivative thereof, which amount is effective is sensitizing abnormal cells to treatment with radiation. The amount of the compound, salt, or solvate in this method can be determined according to the means for ascertaining effective amounts of 15 such compounds described herein.

The compounds or pharmaceutical compositions of the invention can be used in combination with an amount of one or more substances selected from anti-angiogenesis agents, signal transduction inhibitors, antiproliferative agents, glycolysis inhibitors, or autophagy inhibitors.

20 Anti-angiogenesis agents, such as MMP-2 (matrix-metalloproteinase 2) inhibitors, MMP-9 (matrix-metalloproteinase 9) inhibitors, and COX-11 (cyclooxygenase 11) inhibitors, can be used in conjunction with a compound of the invention and pharmaceutical compositions described herein. Anti-angiogenesis agents include, for example, rapamycin, temsirolimus (CCI-779), everolimus (RAD001), 25 sorafenib, sunitinib, and bevacizumab. Examples of useful COX-II inhibitors include CELEBREX™ (alecoxib), valdecoxib, and rofecoxib. Examples of useful matrix metalloproteinase inhibitors are described in WO 96/33172 (published October 24,1996), WO 96/27583 (published March 7,1996), European Patent Application No. 97304971.1 (filed July 8,1997), European Patent Application No. 99308617.2 (filed 30 October 29, 1999), WO 98/07697 (published February 26,1998), WO 98/03516 (published January 29,1998), WO 98/34918 (published August 13,1998), WO 98/34915

(published August 13, 1998), WO 98/33768 (published August 6, 1998), WO 98/30566 (published July 16, 1998), European Patent Publication 606,046 (published July 13, 1994), European Patent Publication 931, 788 (published July 28, 1999), WO 90/05719 (published May 31, 1990), WO 99/52910 (published October 21, 1999), WO 99/52889 (published October 21, 1999), WO 99/29667 (published June 17, 1999), PCT International Application No. PCT/IB98/01113 (filed July 21, 1998), European Patent Application No. 99302232.1 (filed March 25, 1999), Great Britain Patent Application No. 9912961.1 (filed June 3, 1999), United States Provisional Application No. 60/148,464 (filed August 12, 1999), United States Patent 5,863, 949 (issued January 26, 1999), United States Patent 5,861, 510 (issued January 19, 1999), and European Patent Publication 780,386 (published June 25, 1997), all of which are incorporated herein in their entireties by reference. Preferred MMP-2 and MMP-9 inhibitors are those that have little or no activity inhibiting MMP-1. More preferred, are those that selectively inhibit MMP-2 and/or AMP-9 relative to the other matrix-metalloproteinases (*i.e.*, MAP-1, MMP-3, MMP-4, MMP-5, MMP-6, MMP- 7, MMP-8, MMP-10, MMP-11, MMP-12, and MMP-13). Some specific examples of MMP inhibitors useful in the invention are AG-3340, RO 32-3555, and RS 13-0830.

Autophagy inhibitors include, but are not limited to chloroquine, 3-methyladenine, hydroxychloroquine (Plaquenil™), bafilomycin A1, 5-amino-4-imidazole carboxamide riboside (AICAR), okadaic acid, autophagy-suppressive algal toxins which inhibit protein phosphatases of type 2A or type 1, analogues of cAMP, and drugs which elevate cAMP levels such as adenosine, LY204002, N6-mercaptopurine riboside, and vinblastine. In addition, antisense or siRNA that inhibits expression of proteins including but not limited to ATG5 (which are implicated in autophagy), may also be used.

Embodiments also relate to a method of and to a pharmaceutical composition for treating a cardiovascular disease in a mammal which comprises an amount of a compound of the invention, or a pharmaceutically acceptable salt, ester, prodrug, solvate, tautomer, hydrate or derivative thereof, or an isotopically-labeled derivative thereof, and an amount of one or more therapeutic agents use for the treatment of cardiovascular diseases.

Exemplary agents for use in cardiovascular disease applications are anti-thrombotic agents, *e.g.*, prostacyclin and salicylates, thrombolytic agents, *e.g.*, streptokinase, urokinase, tissue plasminogen activator (TPA) and anisoylated plasminogen-streptokinase activator complex (APSAC), anti-platelets agents, *e.g.*, acetyl-salicylic acid (ASA) and clopidrogel, vasodilating agents, *e.g.*, nitrates, calcium channel blocking drugs, anti-proliferative agents, *e.g.*, colchicine and alkylating agents, intercalating agents, growth modulating factors such as interleukins, transformation growth factor-beta and congeners of platelet derived growth factor, monoclonal antibodies directed against growth factors, anti-inflammatory agents, both steroidal and non-steroidal, and other agents that can modulate vessel tone, function, arteriosclerosis, and the healing response to vessel or organ injury post intervention. Antibiotics can also be included in combinations or coatings comprised by the invention. Moreover, a coating can be used to affect therapeutic delivery focally within the vessel wall. By incorporation of the active agent in a swellable polymer, the active agent will be released upon swelling of the polymer.

In some embodiments, the compounds described herein are formulated or administered in conjunction with liquid or solid tissue barriers also known as lubricants. Examples of tissue barriers include, but are not limited to, polysaccharides, polyglycans, seprafilm, interceed and hyaluronic acid.

In some embodiments, medicaments which are administered in conjunction with the compounds described herein include any suitable drugs usefully delivered by inhalation for example, analgesics, *e.g.* codeine, dihydromorphine, ergotamine, fentanyl or morphine; anginal preparations, *e.g.* diltiazem; antiallergics, *e.g.* cromoglycate, ketotifen or nedocromil; anti-infectives, *e.g.* cephalosporins, penicillins, streptomycin, sulphonamides, tetracyclines or pentamidine; antihistamines, *e.g.* methapyrilene; anti-inflammatories, *e.g.* beclomethasone, flunisolide, budesonide, tipredane, triamcinolone acetonide or fluticasone; antitussives, *e.g.* noscapine; bronchodilators, *e.g.* ephedrine, adrenaline, fenoterol, formoterol, isoprenaline, metaproterenol, phenylephrine, phenylpropanolamine, pirbuterol, reproterol, rimiterol, salbutamol, salmeterol, terbutalin, isoetharine, tulobuterol, orciprenaline or (-)-4-amino-3,5-dichloro- α -[[[6-[2-(2-pyridinyl)ethoxy]hexyl]-amino]methyl]benzenemethanol;

diuretics, *e.g.*, amiloride; anticholinergics, *e.g.*, ipratropium, atropine or oxitropium; hormones, *e.g.*, cortisone, hydrocortisone or prednisolone; xanthines, *e.g.*, aminophylline, choline theophyllinate, lysine theophyllinate or theophylline; and therapeutic proteins and peptides, *e.g.*, insulin or glucagon. It will be clear to a person skilled in the art that, where appropriate, the medicaments are used in the form of salts (*e.g.*, as alkali metal or amine salts or as acid addition salts) or as esters (*e.g.*, lower alkyl esters) or as solvates (*e.g.*, hydrates) to optimize the activity and/or stability of the medicament.

Other exemplary therapeutic agents useful for a combination therapy include but are not limited to agents as described above, radiation therapy, hormone antagonists, hormones and their releasing factors, thyroid and antithyroid drugs, estrogens and progestins, androgens, adrenocorticotrophic hormone; adrenocortical steroids and their synthetic analogs; inhibitors of the synthesis and actions of adrenocortical hormones, insulin, oral hypoglycemic agents, and the pharmacology of the endocrine pancreas, agents affecting calcification and bone turnover: calcium, phosphate, parathyroid hormone, vitamin D, calcitonin, vitamins such as water-soluble vitamins, vitamin B complex, ascorbic acid, fat-soluble vitamins, vitamins A, K, and E, growth factors, cytokines, chemokines, muscarinic receptor agonists and antagonists; anticholinesterase agents; agents acting at the neuromuscular junction and/or autonomic ganglia; catecholamines, sympathomimetic drugs, and adrenergic receptor agonists or antagonists; and 5-hydroxytryptamine (5-HT, serotonin) receptor agonists and antagonists.

Therapeutic agents can also include agents for pain and inflammation such as histamine and histamine antagonists, bradykinin and bradykinin antagonists, 5-hydroxytryptamine (serotonin), lipid substances that are generated by biotransformation of the products of the selective hydrolysis of membrane phospholipids, eicosanoids, prostaglandins, thromboxanes, leukotrienes, aspirin, nonsteroidal anti-inflammatory agents, analgesic-antipyretic agents, agents that inhibit the synthesis of prostaglandins and thromboxanes, selective inhibitors of the inducible cyclooxygenase, selective inhibitors of the inducible cyclooxygenase-2, autacoids, paracrine hormones, somatostatin, gastrin, cytokines that mediate interactions involved in humoral and

cellular immune responses, lipid-derived autacoids, eicosanoids, β -adrenergic agonists, ipratropium, glucocorticoids, methylxanthines, sodium channel blockers, opioid receptor agonists, calcium channel blockers, membrane stabilizers and leukotriene inhibitors.

5 Additional therapeutic agents contemplated herein include diuretics, vasopressin, agents affecting the renal conservation of water, rennin, angiotensin, agents useful in the treatment of myocardial ischemia, anti-hypertensive agents, angiotensin converting enzyme inhibitors, β -adrenergic receptor antagonists, agents for the treatment of hypercholesterolemia, and agents for the treatment of dyslipidemia.

10 Other therapeutic agents contemplated include drugs used for control of gastric acidity, agents for the treatment of peptic ulcers, agents for the treatment of gastroesophageal reflux disease, prokinetic agents, antiemetics, agents used in irritable bowel syndrome, agents used for diarrhea, agents used for constipation, agents used for inflammatory bowel disease, agents used for biliary disease, agents used for pancreatic disease. Therapeutic agents used to treat protozoan infections, drugs used to treat
15 Malaria, Amebiasis, Giardiasis, Trichomoniasis, Trypanosomiasis, and/or Leishmaniasis, and/or drugs used in the chemotherapy of helminthiasis. Other therapeutic agents include antimicrobial agents, sulfonamides, trimethoprim-sulfamethoxazole quinolones, and agents for urinary tract infections, penicillins,
20 cephalosporins, and other, β -lactam antibiotics, an agent comprising an aminoglycoside, protein synthesis inhibitors, drugs used in the chemotherapy of tuberculosis, mycobacterium avium complex disease, and leprosy, antifungal agents, antiviral agents including non-retroviral agents and antiretroviral agents.

Examples of therapeutic antibodies that can be combined with a
25 compound of the invention include but are not limited to anti-receptor tyrosine kinase antibodies (cetuximab, panitumumab, trastuzumab), anti CD20 antibodies (rituximab, tositumomab), and other antibodies such as alemtuzumab, bevacizumab, and gemtuzumab.

Moreover, therapeutic agents used for immunomodulation, such as
30 immunomodulators, immunosuppressive agents, tolerogens, and immunostimulants are contemplated by the methods herein. In addition, therapeutic agents acting on the blood

and the blood-forming organs, hematopoietic agents, growth factors, minerals, and vitamins, anticoagulant, thrombolytic, and antiplatelet drugs.

For treating renal carcinoma, one may combine a compound of the present invention with sorafenib and/or avastin. For treating an endometrial disorder, one may combine a compound of the present invention with doxorubicin, taxotere (taxol), and/or cisplatin (carboplatin). For treating ovarian cancer, one may combine a compound of the present invention with cisplatin (carboplatin), taxotere, doxorubicin, topotecan, and/or tamoxifen. For treating breast cancer, one may combine a compound of the present invention with taxotere (taxol), gemcitabine (capecitabine), tamoxifen, letrozole, tarceva, lapatinib, PD0325901, avastin, herceptin, OSI-906, and/or OSI-930. For treating lung cancer, one may combine a compound of the present invention with taxotere (taxol), gemcitabine, cisplatin, pemetrexed, Tarceva, PD0325901, and/or avastin.

In other embodiments, agents useful in methods for combination therapy with one or more compounds of structure (I) include, but are not limited to: Erlotinib, Afatinib, Iressa, GDC0941, MLN1117, BYL719 (Alpelisib), BKM120 (Buparlisib), CYT387, GLPG0634, Baricitinib, Lestaurtinib, momelotinib, Pacritinib, Ruxolitinib, TG101348, Crizotinib, tivantinib, AMG337, cabozantinib, foretinib, onartuzumab, NVP-AEW541, Dasatinib, Ponatinib, saracatinib, bosutinib, trametinib, selumetinib, cobimetinib, PD0325901, RO5126766, Axitinib, Bevacizumab, Bostutinib, Cetuximab, Crizotinib, Fostamatinib, Gefitinib, Imatinib, Lapatinib, Lenvatinib, Ibrutinib, Nilotinib, Panitumumab, Pazopanib, Pegaptanib, Ranibizumab, Ruxolitinib, Sorafenib, Sunitinib, SU6656, Trastuzumab, Tofacitinib, Vandetanib, Vemurafenib, Irinotecan, Taxol, Docetaxel, Rapamycin or MLN0128.

Further therapeutic agents that can be combined with a compound of the invention are found in Goodman and Gilman's "The Pharmacological Basis of Therapeutics" Tenth Edition edited by Hardman, Limbird and Gilman or the Physician's Desk Reference, both of which are incorporated herein by reference in their entirety.

The compounds described herein can be used in combination with the agents disclosed herein or other suitable agents, depending on the condition being

treated. Hence, in some embodiments the one or more compounds of the invention will be co-administered with other agents as described above. When used in combination therapy, the compounds described herein are administered with the second agent simultaneously or separately. This administration in combination can include

5 simultaneous administration of the two agents in the same dosage form, simultaneous administration in separate dosage forms, and separate administration. That is, a compound described herein and any of the agents described above can be formulated together in the same dosage form and administered simultaneously. Alternatively, a compound of the invention and any of the agents described above can be

10 simultaneously administered, wherein both the agents are present in separate formulations. In another alternative, a compound of the present invention can be administered just followed by and any of the agents described above, or vice versa. In some embodiments of the separate administration protocol, a compound of the invention and any of the agents described above are administered a few minutes apart,

15 or a few hours apart, or a few days apart.

The examples and preparations provided below further illustrate and exemplify the compounds of the present invention and methods of preparing such compounds. It is to be understood that the scope of the present invention is not limited in any way by the scope of the following examples and preparations. In the following

20 examples, and throughout the specification and claims, molecules with a single stereocenter, unless otherwise noted, exist as a racemic mixture. Those molecules with two or more stereocenters, unless otherwise noted, exist as a racemic mixture of diastereomers. Single enantiomers/diastereomers may be obtained by methods known to those skilled in the art.

25

EXAMPLES

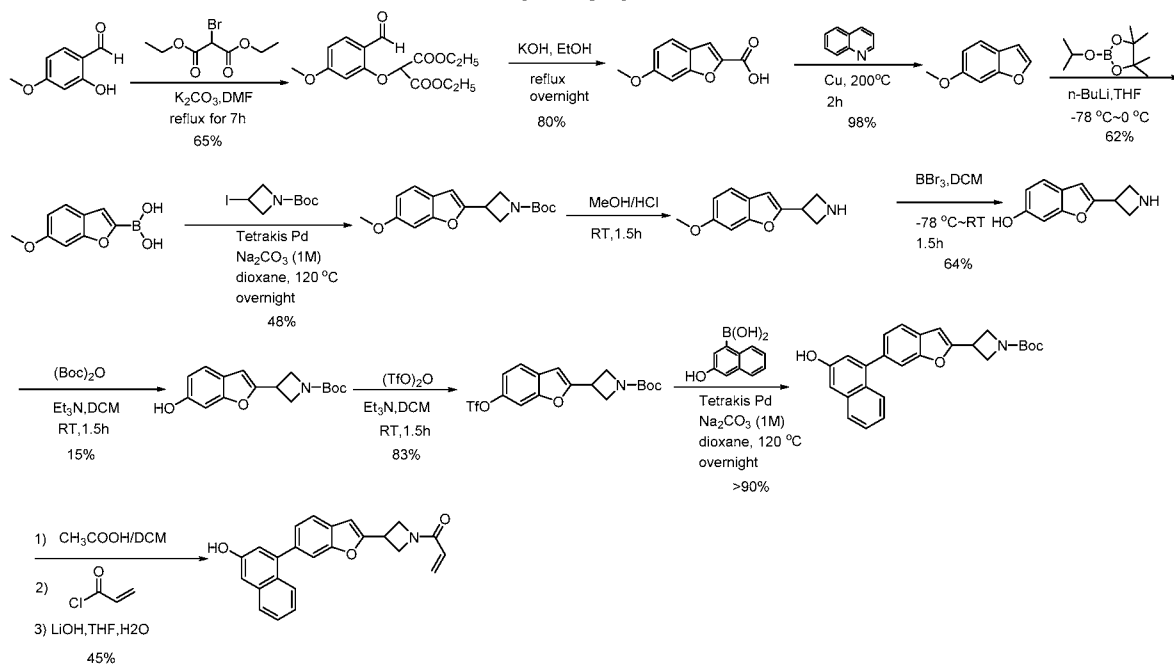
The following examples are provided for exemplary purposes.

Exemplary compounds of structure (I) were prepared according to procedures analogous to the following specific Examples. Other methods for preparation of compounds of structure (I) are known in the art or can be derived from one of ordinary skill in the art.

EXAMPLE 1

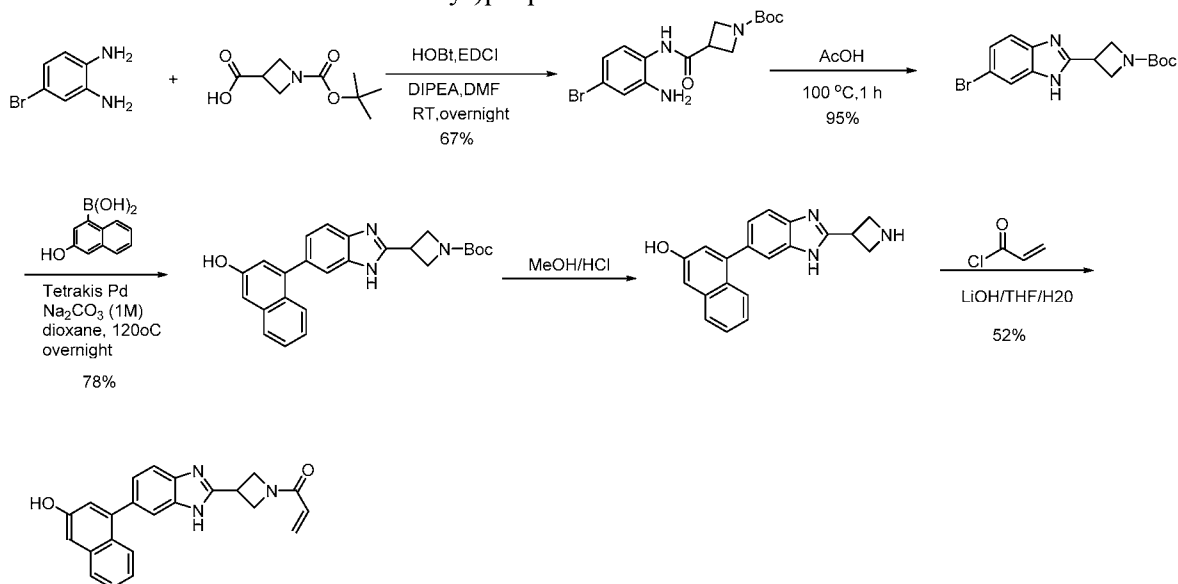
Synthesis of 1-(3-(6-(3-hydroxynaphthalen-1-yl)benzofuran-2-yl)azetid-1-yl)prop-2-en-1-one

10



EXAMPLE 2

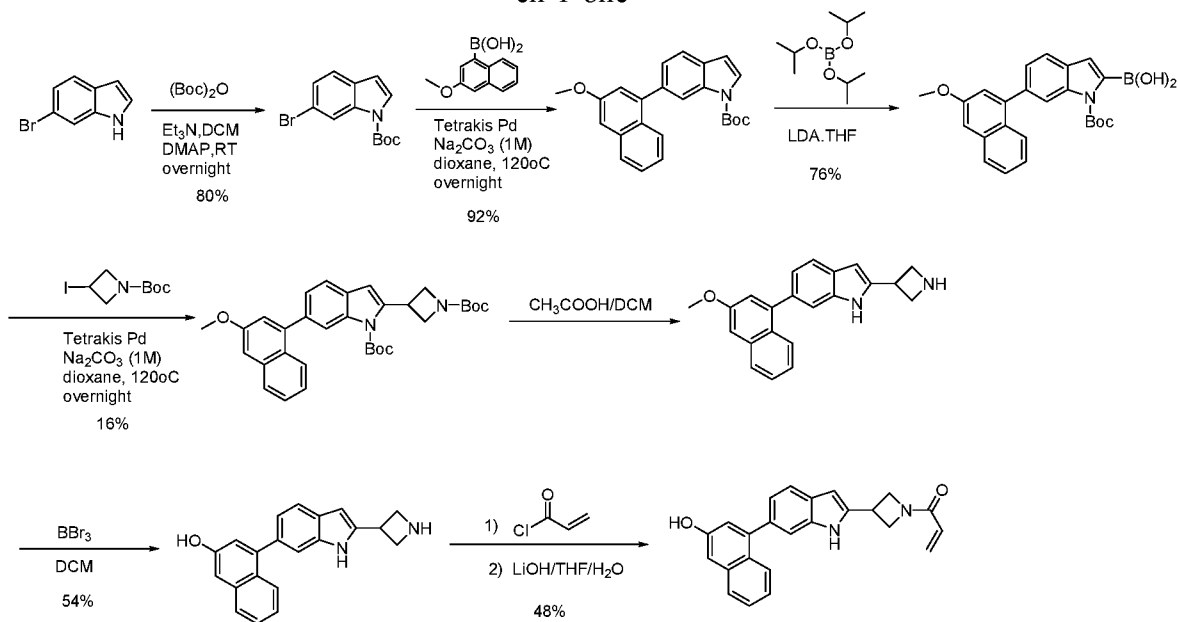
Synthesis of 1-(3-(6-(3-hydroxynaphthalen-1-yl)-1H-benzo[d]imidazol-2-yl)azetidin-1-yl)prop-2-en-1-one



5

EXAMPLE 3

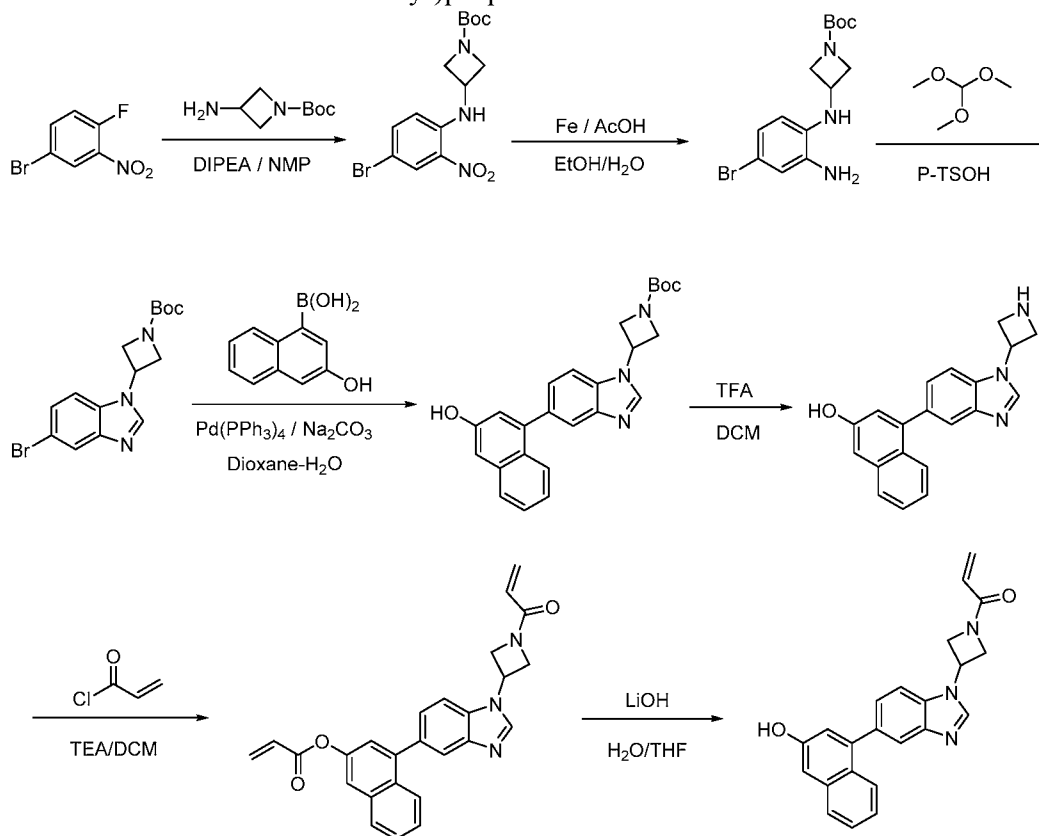
Synthesis of 1-(3-(6-(3-hydroxynaphthalen-1-yl)-1H-indol-2-yl)azetidin-1-yl)prop-2-en-1-one



10

EXAMPLE 4

Synthesis of 1-(3-(5-(3-hydroxynaphthalen-1-yl)-1H-benzo[d]imidazol-1-yl)azetidin-1-yl)prop-2-en-1-one



5

EXAMPLE 5

BIOCHEMICAL ASSAY OF THE COMPOUNDS

Test compounds were prepared as 10 mM stock solutions in DMSO (Fisher cat# BP-231-100). KRAS G12C 1-169, his-tagged protein, GDP-loaded was diluted to 2 μ M or 0.5 μ M in buffer (20 mM HEPES, 150 mM NaCl, 1 mM MgCl₂).

10 Compounds were tested for activity as follows:

Compounds were diluted to 50 \times final test concentration in DMSO in 96-well storage plates. Compound stock solutions were vortexed before use and observed carefully for any sign of precipitation. Dilutions were as follow:

- For 100 μ M final compound concentration, compounds were diluted to 5000 μ M (5 μ L 10 mM compound stock + 5 μ L DMSO and mixed well by pipetting).

15

- For 30 μM final compound concentration, compounds were diluted to 1500 μM (3 μL 10 mM compound stock + 17 μL DMSO) and mixed well by pipetting.
- For 10 μM final compound concentration, compounds were diluted to 500 μM (2 μL 10 mM compound stock + 38 μL DMSO) and mixed well by pipetting.

49 μL of the stock protein solution was added to each well of a 96-well PCR plate (Fisher cat# 1423027). 1 μL of the diluted 50 \times compounds were added to appropriate wells in the PCR plate using 12-channel pipettor. Reactions were mixed carefully and thoroughly by pipetting up/down with a 200 μL multi-channel pipettor. The plate was sealed well with aluminum plate seal, and stored in drawer at room temperature for 10 minutes, 30 minutes, 2 hours or 24 hours. 5 μL of 2% formic acid (Fisher cat# A117) in de-ionized H_2O was then added to each well followed by mixing with a pipette. The plate was then resealed with aluminum seal and stored on dry ice until analyzed as described below.

The above described assays were analyzed by mass spectrometry according to one of the following two procedures:

RapidFire/TOF Assay:

The MS instrument is set to positive polarity, 2 GHz resolution, and low mass (1700) mode and allowed to equilibrate for 30 minutes. The instrument is then calibrated, switched to acquisition mode and the appropriate method loaded.

After another 30 minute equilibration time, a blank batch (*i.e.*, buffer) is run to ensure equipment is operating properly. The samples are thawed at 37 $^{\circ}\text{C}$ for 10 minutes, briefly centrifuged, and transfer to the bench top. Wells A1 and H12 are spiked with 1 μL 500 μM internal standard peptide, and the plates centrifuged at 2000 \times g for 5 minutes. The method is then run and masses of each individual well recorded.

The masses (for which integration data is desired) for each well are pasted into the platemap and exported from the analysis. Masses for the internal standards are exported as well. The data at 50 ppm is extracted for the +19 charge state, and identity of well A1 is assigned using the internal standard spike and integrated.

Peak data is exported as a TOF list and the above steps are repeated individually, for the +20, 21, 22, 23, 24, and 25 charge states.

Q-Exactive Assay:

The masses and peak intensities of KRAS G12C protein species were measured using a Dionex RSLCnano system (Thermo Scientific) connected to a Q
5 Exactive Plus mass spectrometer (Thermo Scientific).

20 mL of sample was each loaded onto a Aeris™ 3.6 μm WIDEPOR
C4 200 Å, LC Column 50 × 2.1 mm column maintained at 40 °C at a flow rate of 600
10 μL/min with 20% Solvent A (0.1% formic acid in H₂O) and 80% Solvent B (0.1% formic acid in acetonitrile). The liquid chromatography conditions were 20% solvent B for 1 minute, 20% to 60% solvent B for 1.5 minutes, 60% to 90% solvent for 0.5 minute, 90% solvent B for 0.2 minute, 90% to 20% solvent B for 0.2 minute, and then equilibrated for 1.6 minute before the following sample injection. The flow rate was maintained at 600 μL/min throughout the sample analysis.

15 The mass spectrometer was operated in profile mode at a resolution of 17500, 5 microscans, using 50 msec max injection time and an AGC target of 1×10^6 , and a full mass range from 800-1850 m/z was recorded. The HCD trapping gas was optimized for maximum sensitivity for intact proteins. The ionization method was electrospray ionization, which used a spray voltage of 4 kV, sheath gas flow set to 50
20 AU, auxiliary gas flow set to 10 AU and sweep gas flow set to 1 AU. The capillary ion transfer temperature was 320 °C and the S-lens RF level was set to 50 voltage. Protein Deconvolution software (Thermo Scientific) was used for quantitative deconvolution of the charge envelopes of each protein species in samples to determine the mass and intensity of each parent species (modified or unmodified protein). The modification
25 percentages were calculated based on deconvoluted peak intensities.

Other *in vitro* analyses are as follows:

Inhibition of Cell Growth:

The ability of the subject compounds to inhibit RAS-mediated cell growth is assessed and demonstrated as follows. Cells expressing a wildtype or a
30 mutant RAS are plated in white, clear bottom 96 well plates at a density of 5,000 cells per well. Cells are allowed to attach for about 2 hours after plating before a compound

disclosed herein is added. After certain hours (*e.g.*, 24 hours, 48 hours, or 72 hours of cell growth), cell proliferation is determined by measuring total ATP content using the Cell Titer Glo reagent (Promega) according to manufacturer's instructions. Proliferation EC₅₀ is determined by analyzing 8 point compound dose responses at half-log intervals decreasing from 100 μM.

Inhibition of RAS-mediated signaling transduction:

The ability of the compounds disclosed herein in inhibiting RAS-mediated signaling is assessed and demonstrated as follows. Cells expressing wild type or a mutant RAS (such as G12C, G12V, or G12A) are treated with or without (control cells) a subject compound. Inhibition of RAS signaling by one or more subject compounds is demonstrated by a decrease in the steady-state level of phosphorylated MEK, phosphorylated ERK, phosphorylated RSK, and/or Raf binding in cells treated with the one or more of the subject compounds as compared to the control cells.

Representative compounds in Table 1 were tested according to the above methods and found to covalently bind to KRAS G12C to the extent indicated in Table 2 after a thirty minute incubation period. Table 3 provides binding data for representative compounds after a 2 hour incubation period at 10 μM or 8 μM concentration.

Table 3

Activity of Representative Compounds

No.	Binding %	No.	Binding %	No.	Binding %	No.	Binding %	No.	Binding %
1	+++	2	+++	3	+	4	+	5	+++
6	+++	7	+	8	+++	9	++	10	+++
11	+	12	+	13	+	14	+	15	++
16	++	17	++	18	+	19	+	20	+++
21	+	22	+	23	+	25	+	26	+++
27	+++	59	+	60	+	61	+	62	++
63	+	64	+++	65	++	66	+	67	+++
68	++	69	+	70	+	71	+	72	+
73	+	74	+	75	+	76	+	77	+++
78	+++	79	++	80	+	81	+++	82	+
83	+	84	+	85	++	86	++	87	+++
88	++	89	++	90	+++	91	+	92	+
93	+	94	+	95	+	96	+	97	++

No.	Binding %	No.	Binding %	No.	Binding %	No.	Binding %	No.	Binding %
98	+	99	+	100	+	101	+	102	+++
103	+++	104	+	105	+++	106	++	107	+
108	+	109	+	110	++	111	++	112	+
113	+++	114	+	115	+++	116	+++	117	+
118	+	--	--	--	--	--	--	--	--

+ indicates binding activity up to 10%

++ indicates binding activity from 10 to 50%

+++ indicates binding activity greater than 50%

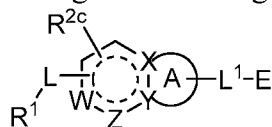
5 All of the U.S. patents, U.S. patent application publications, U.S. patent applications, foreign patents, foreign patent applications and non-patent publications referred to in this specification or the attached Application Data Sheet are incorporated herein by reference, in their entirety to the extent not inconsistent with the present description.

10 U.S. Provisional Application 62/450,914, filed January 26, 2017 is incorporated herein by reference, in its entirety.

From the foregoing it will be appreciated that, although specific embodiments of the invention have been described herein for purposes of illustration, various modifications may be made without deviating from the spirit and scope of the invention. Accordingly, the invention is not limited except as by the appended claims.

CLAIMS

1. A compound having the following structure (I):



(I)

or a pharmaceutically acceptable salt, isotopic form, stereoisomer or prodrug thereof, wherein:

W is N or CR^{2b};

X and Y are each independently C or N;

Z is CR^{2a}, N, or oxo;

A is a five-membered heteroaryl comprising 1 or 2 non-adjacent heteroatoms, inclusive of X and Y;

R¹ is cycloalkyl, heterocyclyl, aryl or heteroaryl;

R^{2a}, R^{2b} and R^{2c} are, at each occurrence, independently H, amino, cyano, halo, hydroxyl, C₁-C₆ alkyl, C₁-C₆ alkylamino, C₁-C₆ haloalkyl, C₁-C₆ alkoxy, C₁-C₆ haloalkoxy; C₃-C₈ cycloalkyl, heterocyclalkyl, C₁-C₆ alkynyl, C₁-C₆ alkenyl, aminylalkyl, alkylaminylalkyl, cyanoalkyl, carboxyalkyl, aminylcarbonylalkyl, alkylcarbonylaminy, aminylcarbonyl, heteroaryl or aryl;

L is, at each occurrence, independently absent or a linker selected from the group consisting of -O-, -NR^a-, -NR^aC(=O)-, -NR^aS(=O)₂- and -S(=O)₂-, wherein R^a is H or C₁-C₆ alkyl;

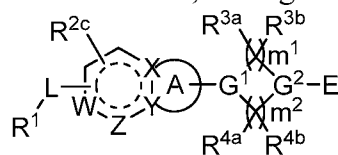
L¹ is alkylene, heteroalkylene, heterocyclylene, aminylheterocyclylene, alkylheterocyclylene or heteroalkylheterocyclylene;

⊙ indicates an aromatic ring; and

E is an electrophilic moiety capable of forming a covalent bond with the cysteine residue at position 12 of a KRAS, HRAS or NRAS G12C mutant protein.

2. The compound of claim 1, wherein L¹ is alkylene or heteroalkylene.
3. The compound of claim 1, wherein L¹ is heterocyclylene.

4. The compound of claim 3, having the following structure (Ia):



(Ia)

wherein:

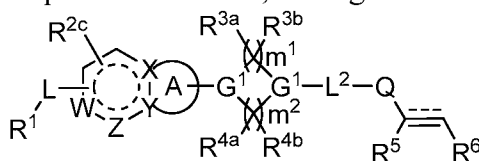
G^1 and G^2 are independently N or CH, provided at least one of G^1 and G^2 is N;

R^{3a} and R^{3b} are, at each occurrence, independently H, -OH, -NH₂, -CO₂H, halo, cyano, C₁-C₆ alkyl, C₁-C₆ haloalkyl, C₁-C₆ haloalkoxy, C₁-C₆ alkynyl, hydroxylalkyl, alkoxyalkyl, aminylalkyl, alkylaminylalkyl, cyanoalkyl, carboxyalkyl, aminylcarbonylalkyl or aminylcarbonyl; or R^{3a} and R^{3b} join to form oxo, a carbocyclic ring or a heterocyclic ring; or R^{3a} is H, -OH, -NH₂, -CO₂H, halo, cyano, C₁-C₆ alkyl, C₁-C₆ haloalkyl, C₁-C₆ haloalkoxy, C₁-C₆ alkynyl, hydroxylalkyl, alkoxyalkyl, aminylalkyl, alkylaminylalkyl, cyanoalkyl, carboxyalkyl, aminylcarbonylalkyl or aminylcarbonyl, and R^{3b} joins with R^{4b} to form a carbocyclic or heterocyclic ring;

R^{4a} and R^{4b} are, at each occurrence, independently H, -OH, -NH₂, -CO₂H, halo, cyano, C₁-C₆ alkyl, C₁-C₆ haloalkyl, C₁-C₆ haloalkoxy, C₁-C₆ alkynyl, hydroxylalkyl, alkoxyalkyl, aminylalkyl, alkylaminylalkyl, cyanoalkyl, carboxyalkyl, aminylcarbonylalkyl or aminylcarbonyl; or R^{4a} and R^{4b} join to form oxo, a carbocyclic ring or a heterocyclic ring; or R^{4a} is H, -OH, -NH₂, -CO₂H, halo, cyano, C₁-C₆ alkyl, C₁-C₆ haloalkyl, C₁-C₆ haloalkoxy, C₁-C₆ alkynyl, hydroxylalkyl, alkoxyalkyl, aminylalkyl, alkylaminylalkyl, cyanoalkyl, carboxyalkyl, aminylcarbonylalkyl or aminylcarbonyl, and R^{4b} joins with R^{3b} to form a carbocyclic or heterocyclic ring; and

m^1 and m^2 are each independently 1, 2 or 3.

5. The compound of claim 4, having the following structure (Ib):



(Ib)

wherein:

\equiv represents a double or triple bond;

L^2 is a bond or alkylene;

Q is $-C(=O)-$, $-C(=NR^7)-$, $-NR^8C(=O)-$, $-S(=O)_2-$ or $-NR^8S(=O)_2-$;

when \equiv is a double bond then R^5 and R^6 are each independently H, halo, cyano, carboxyl, C_1 - C_6 alkyl, alkoxy carbonyl, aminylalkyl, alkylaminylalkyl, aryl, heterocyclyl, heterocyclalkyl, heteroaryl or hydroxylalkyl, or R^5 and R^6 join to form a carbocyclic, heterocyclic or heteroaryl ring;

when \equiv is a triple bond then R^5 is absent and R^6 is H, C_1 - C_6 alkyl, aminylalkyl, alkylaminylalkyl or hydroxylalkyl;

R^7 is H, $-OH$, $-CN$ or C_1 - C_6 alkyl;

R^8 is H, C_1 - C_6 alkyl, hydroxylalkyl, aminoalkyl, alkoxyalkyl, aminylalkyl, alkylaminylalkyl, cyanoalkyl, carboxyalkyl, aminylcarbonylalkyl, C_3 - C_8 cycloalkyl or heterocyclalkyl.

6. The compound of any one of claims 4-5, wherein G^2 is N.

7. The compound of any one of claims 4-5, wherein G^1 is CH.

8. The compound of any one of claims 1-7, wherein:

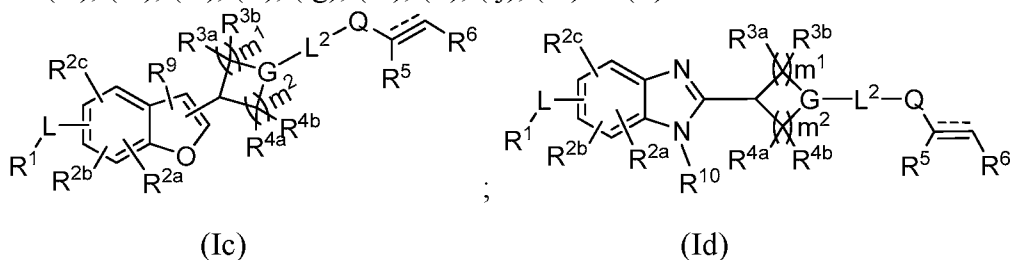
X and Y are each C;

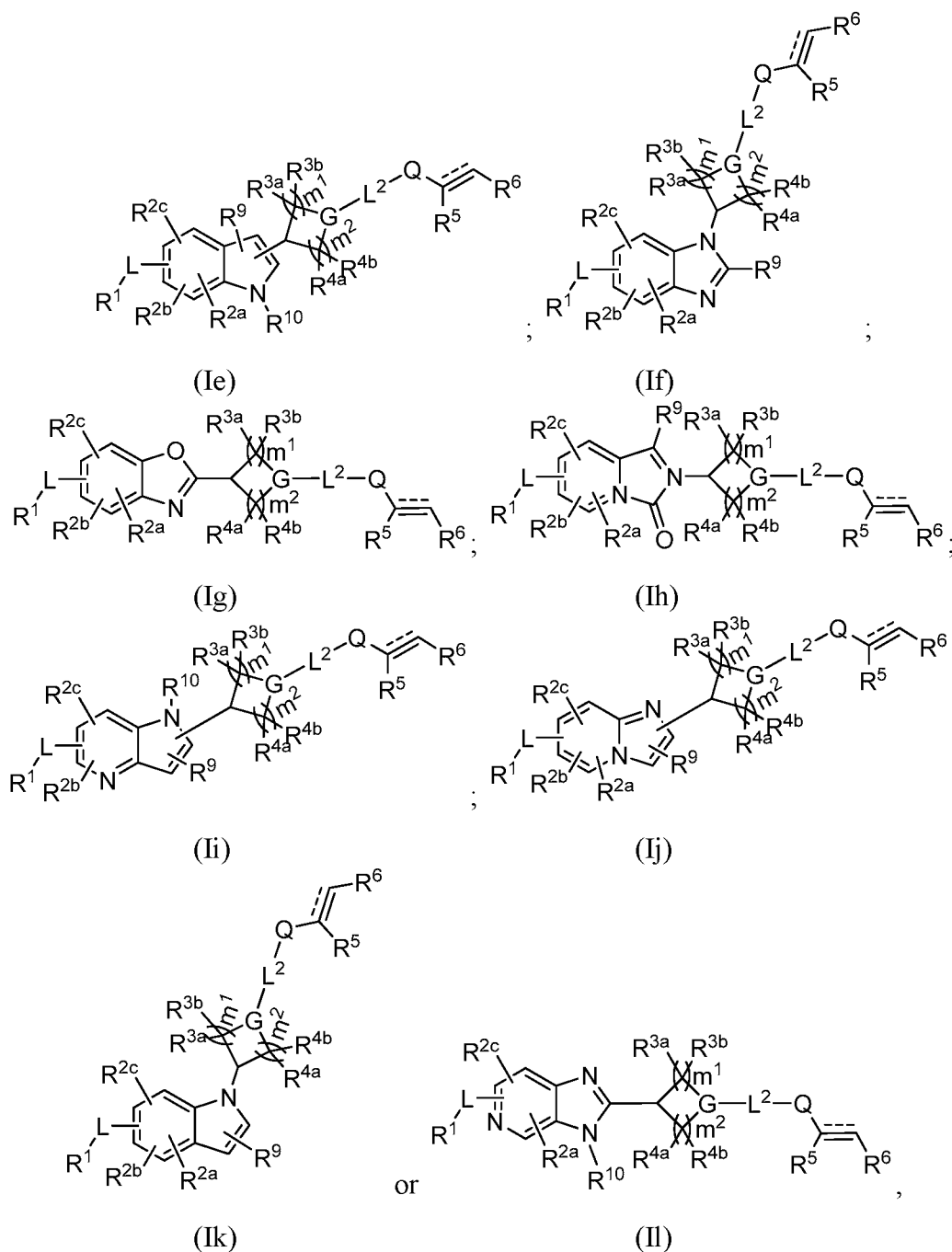
X is C and Y is N; or

X is N and Y is C.

9. The compound of any one of claims 1-8, wherein Z is CR^{2a} .

10. The compound of any one of claims 5-9, having one of the following structures (Ic), (Id), (Ie), (If), (Ig), (Ih), (Ii), (Ij), (Ik) or (Il):





wherein:

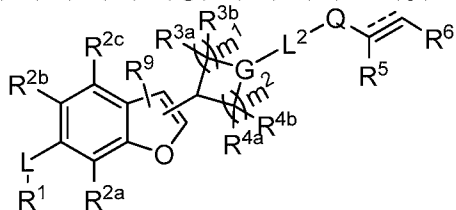
R^9 is H, oxo, cyano, halo, CF_3 , aminylsulfone, alkylsulfone cyanoalkyl, amino, aminylalkyl, aminylalkylaminyl, aminylcarbonyl, alkylaminyl, haloalkylaminyl, hydroxylalkylaminyl, amidinylalkyl, amidinylalkoxy, amidinylalkylaminyl, guanidinylalkyl, guanidinylalkoxy, guanidinylalkylaminyl, C_1 - C_6 alkoxy, aminylalkoxy, alkylaminylalkoxy, alkylcarbonylaminylalkoxy, C_1 - C_6 alkyl, heterocyclyl, heterocyclyloxy, heterocyclylalkyloxy, heterocyclylaminyl, heterocyclylalkylaminyl, heteroaryl,

heteroaryloxy, heteroarylalkyloxy, heteroarylaminy, heteroarylalkylaminy, aryl, aryloxy, arylaminy or arylalkylaminy, arylalkyloxy; and

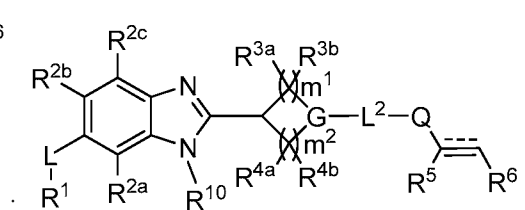
R¹⁰ is H, C₁-C₆ alkyl, alkylcarbonyl or aminylalkyl.

11. The compound of claim 10, having one of the following structures

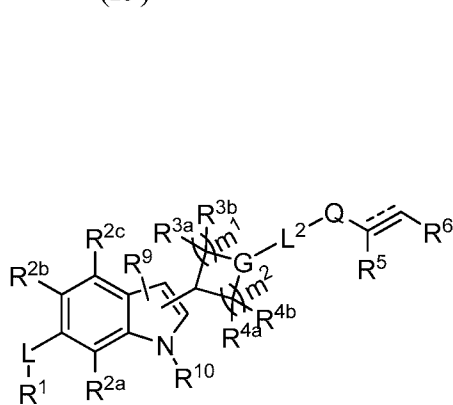
(Ic'), (Id'), (Ie'), (If'), (Ig'), (Ih'), (Ii') or (Ij'):



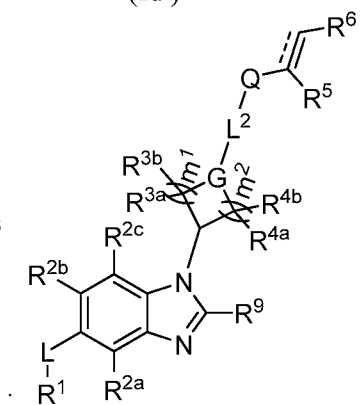
(Ic')



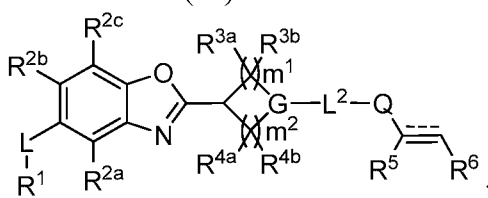
(Id')



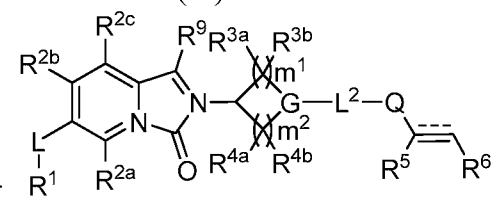
(Ie')



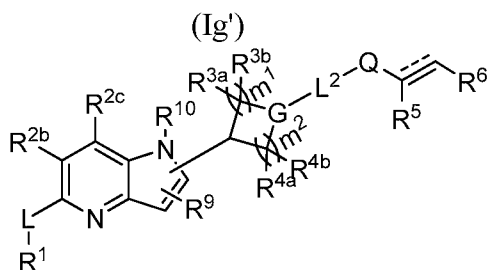
(If')



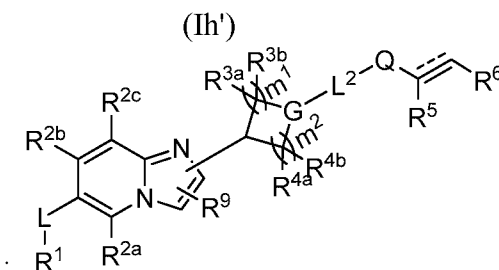
(Ig')



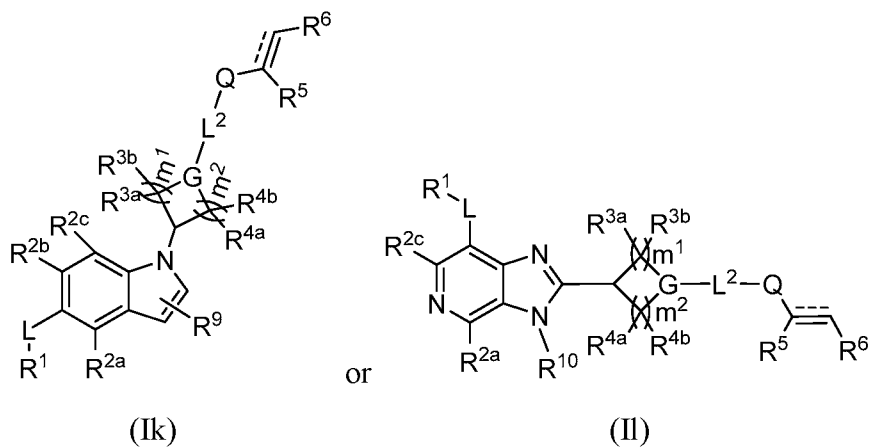
(Ih')



(Ii')



(Ij')



12. The compound of any one of claims 4-11, wherein:

m^1 and m^2 are both 1;

m^1 and m^2 are both 2;

m^1 is 2 and m^2 is 1

m^1 is 3 and m^2 is 1; or

m^1 is 3 and m^2 is 2.

13. The compound of any one of claims 1-12, wherein R¹ is aryl.

14. The compound of claim 13, wherein R¹ is phenyl or naphthyl.

15. The compound of any one of claims 1-12, wherein R¹ is heteroaryl.

16. The compound of claim 15, wherein R¹ comprises nitrogen.

17. The compound of any one of claims 15 or 16, wherein R¹ is indazolyl, indolyl, benzoimidazole, benzotriazole or quinolinyl.

18. The compound of any one of claims 1-12, wherein R¹ is heterocyclyl.

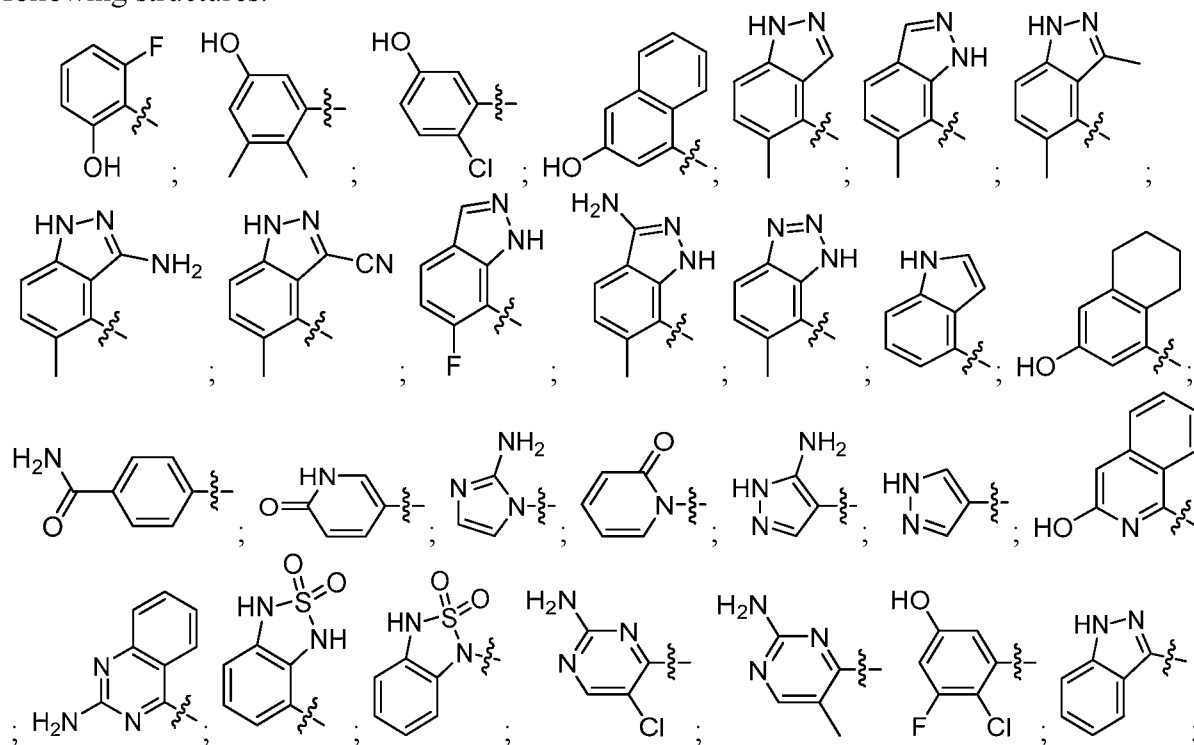
19. The compound of claim 18, wherein R¹ is piperidinyl or pyrrolyl.

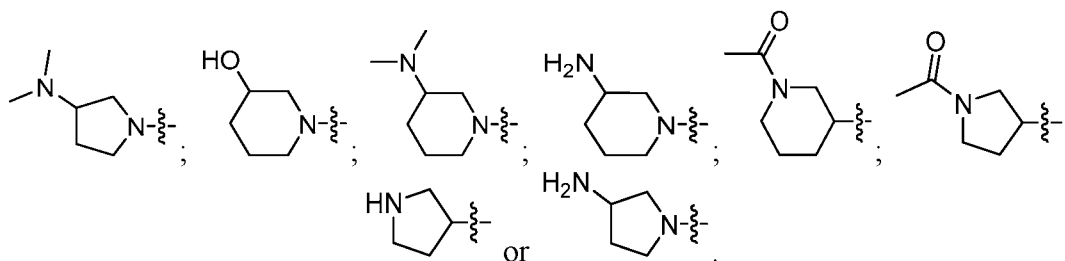
20. The compound of any one of claims 1-19, wherein R¹ is substituted with one or more substituents.

21. The compound of claim 20, wherein R¹ is substituted with halo, amino, hydroxyl, C₁-C₆ alkyl, cyano, C₁-C₆ haloalkyl, C₁-C₆ alkoxy, alkylaminyl, cycloalkyl, heterocyclalkyl, aryl, heteroaryl, phosphate, phosphoalkoxy, boronic acid, boronic acid ester, -OC(=O)R or C₁-C₆ alkylcarbonyloxy, or combinations thereof, wherein R is C₁-C₆ alkyl.

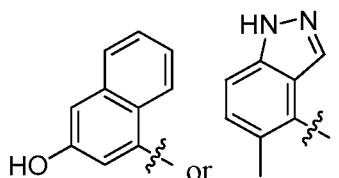
22. The compound of claim 21, wherein R¹ is substituted with fluoro, chloro, amino, hydroxyl, cyano, methyl, isopropyl, cyclopropyl, trifluoromethyl or methoxy, or combinations thereof.

23. The compound of any one of claims 1-22, wherein R¹ has one of the following structures:





24. The compound of claim 23, wherein R^1 has one of the following structures:



25. The compound of any one of claims 1-24, wherein R^{2a} , R^{2b} and R^{2c} are each independently H, chloro, fluoro, cyano, hydroxyl, methyl, $-C(=O)NH_2$ or trifluoromethyl.

26. The compound of any one of claims 1-24, wherein:

R^{2a} is chloro, fluoro, cyano, hydroxyl, methyl, $-C(=O)NH_2$ or trifluoromethyl and R^{2b} and R^{2c} are each H;

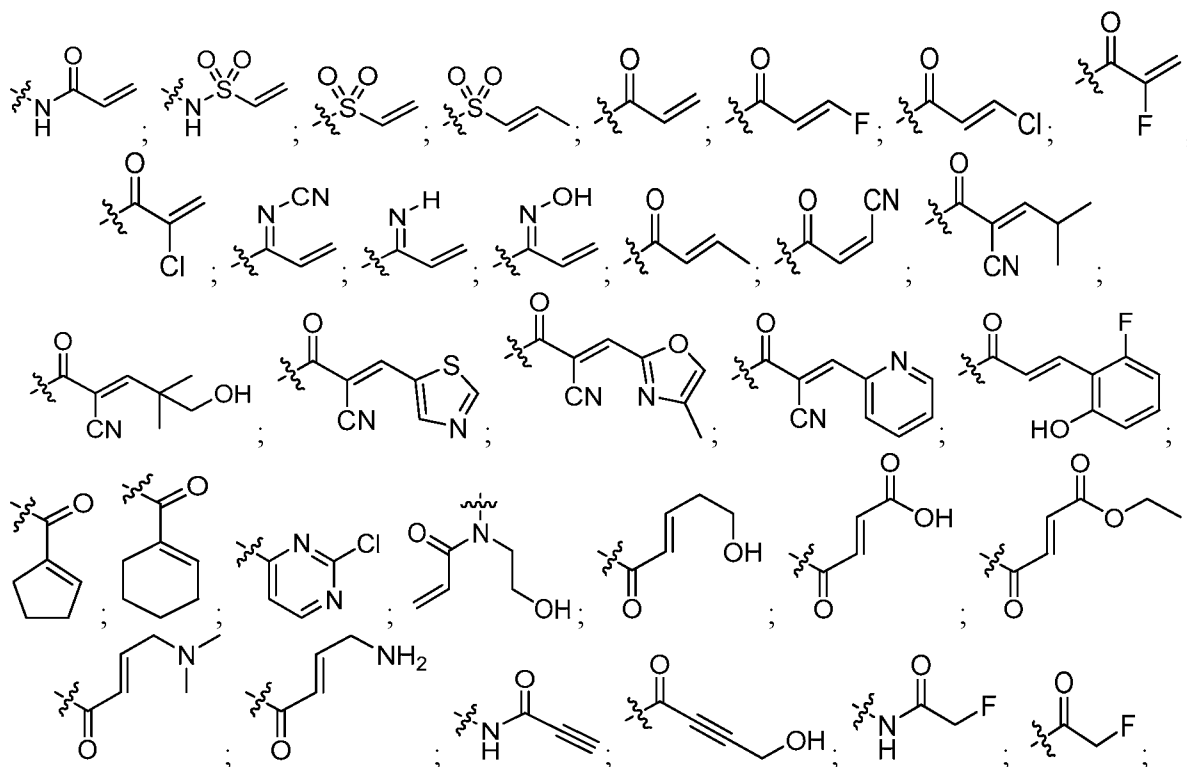
R^{2b} is chloro, fluoro, cyano, hydroxyl, methyl, $-C(=O)NH_2$ or trifluoromethyl and R^{2a} and R^{2c} are each H; or

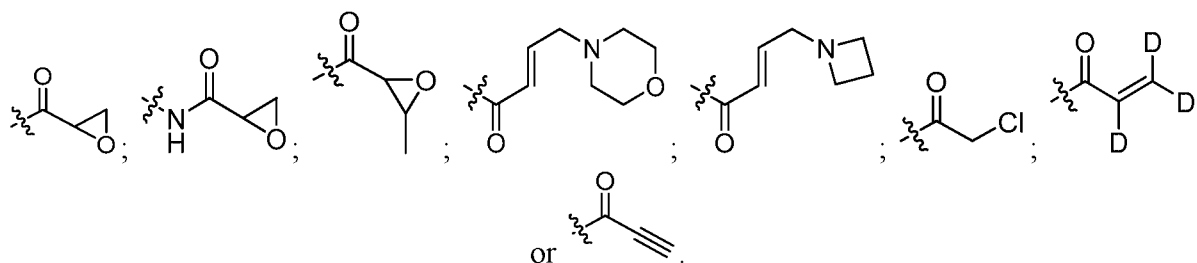
R^{2c} is chloro, fluoro, cyano, hydroxyl, methyl, $-C(=O)NH_2$ or trifluoromethyl and R^{2b} and R^{2b} are each H.

27. The compound of any one of claims 1-26, wherein one of R^{2a} , R^{2b} and R^{2c} is $-C(=O)NH_2$.

28. The compound of any one of claims 4-27, wherein each R^{3a} , R^{3b} , R^{4a} and R^{4b} is H.

29. The compound of any one of claims 4-27, wherein at least one occurrence of R^{3a} , R^{3b} , R^{4a} or R^{4b} is not H.
30. The compound of any one of claims 4-27, wherein at least one occurrence of R^{3a} , R^{3b} , R^{4a} or R^{4b} is C_1 - C_6 alkyl.
31. The compound of claim 30, wherein C_1 - C_6 alkyl is methyl.
32. The compound of any one of claims 5-31, wherein Q is $-C(=O)-$.
33. The compound of any one of claims 5-32, wherein each of R^5 and R^6 are H.
34. The compound of any one of claims 1-33, wherein E has one of the following structures:





35. The compound of claim 34, wherein E is

36. The compound of any one of claims 5-35, wherein L^2 is a bond.

37. The compound of any one of claims 1-36, wherein L is absent.

38. The compound of any one of claims 1-36, wherein L is -O-, -NH-, -NHC(=O)-, -NHS(=O)₂- or -S(=O)₂-.

39. The compound of claim 1, wherein the compound is a compound selected from Table 1.

40. A substantially purified atropisomer according to any one of claims 1-39.

41. A pharmaceutical composition comprising a compound of any one of claims 1-40 and a pharmaceutically acceptable carrier.

42. The pharmaceutical composition of claim 41, wherein the pharmaceutical composition is formulated for oral administration.

43. The pharmaceutical composition of claim 41, wherein the pharmaceutical composition is formulated for injection.

44. A method for treatment of cancer, the method comprising administering an effective amount of the pharmaceutical composition of any one of claims 41-43 to a subject in need thereof.

45. The method of claim 44, wherein the cancer is mediated by a KRAS G12C, HRAS G12C or NRAS G12C mutation.

46. The method of any one of claims 44 or 45, wherein the cancer is a hematological cancer, pancreatic cancer, MYH associated polyposis, colorectal cancer or lung cancer.

47. A method for regulating activity of a KRAS, HRAS or NRAS G12C mutant protein, the method comprising reacting the KRAS G12C mutant protein with the compound of any one of claims 1-40.

48. A method for inhibiting proliferation of a cell population, the method comprising contacting the cell population with the compound of any one of claims 1-40.

49. The method of claim 48, wherein inhibition of proliferation is measured as a decrease in cell viability of the cell population.

50. A method for treating a disorder mediated by a KRAS G12C, HRAS G12C or NRAS G12C mutation in a subject in need thereof, the method comprising:
determining if the subject has a KRAS, HRAS or NRAS G12C mutation; and
if the subject is determined to have the KRAS, HRAS or NRAS G12C mutation, then administering to the subject a therapeutically effective amount of the pharmaceutical composition of any one of claims 41-43.

51. The method of claim 50, wherein the disorder is a cancer.

52. The method of claim 51, wherein the cancer is a hematological cancer, pancreatic cancer, MYH associated polyposis, colorectal cancer or lung cancer.

53. A method for preparing a labeled KRAS, HRAS or NRAS G12C mutant protein, the method comprising reacting the KRAS, HRAS or NRAS G12C mutant with a compound of any one of claims 1-40, to result in the labeled KRAS, HRAS or NRAS G12C protein.

54. A method for inhibiting tumor metastasis, the method comprising administering an effective amount of the pharmaceutical composition of any one of claims 41-43 to a subject in need thereof.

INTERNATIONAL SEARCH REPORT

International application No
PCT/US2018/015071

A. CLASSIFICATION OF SUBJECT MATTER					
INV.	C07D405/04	C07D405/14	C07D403/04	C07D403/14	C07D401/04
	C07D401/14	C07D413/04	C07D413/14	C07D471/04	C07D209/42
	A61K31/343	A61K31/397	A61K31/4184	A61K31/416	A61K31/403

According to International Patent Classification (IPC) or to both national classification and IPC

B. FIELDS SEARCHED
Minimum documentation searched (classification system followed by classification symbols) C07D

Documentation searched other than minimum documentation to the extent that such documents are included in the fields searched

Electronic data base consulted during the international search (name of data base and, where practicable, search terms used) EPO-Internal, WPI Data, CHEM ABS Data

C. DOCUMENTS CONSIDERED TO BE RELEVANT

Category*	Citation of document, with indication, where appropriate, of the relevant passages	Relevant to claim No.
X	WO 2015/143148 A1 (CAPELLA THERAPEUTICS INC [US]) 24 September 2015 (2015-09-24) examples 7, 8, 11-16, 18-30 claims 21, 56, 58, 97, 98, 108 -----	1-54
X	WO 2015/017502 A1 (MERCK PATENT GMBH [DE]) 5 February 2015 (2015-02-05) example 49 claims 1, 11, 12, 16 -----	1-54
X	WO 2015/003166 A1 (KARYOPHARM THERAPEUTICS INC [US]) 8 January 2015 (2015-01-08) page 338 - page 371; example 1; table 1; compounds claims 1, 43, 47, 57, 73 -----	1-54
	-/--	

Further documents are listed in the continuation of Box C. See patent family annex.

* Special categories of cited documents :

<p>"A" document defining the general state of the art which is not considered to be of particular relevance</p> <p>"E" earlier application or patent but published on or after the international filing date</p> <p>"L" document which may throw doubts on priority claim(s) or which is cited to establish the publication date of another citation or other special reason (as specified)</p> <p>"O" document referring to an oral disclosure, use, exhibition or other means</p> <p>"P" document published prior to the international filing date but later than the priority date claimed</p>	<p>"T" later document published after the international filing date or priority date and not in conflict with the application but cited to understand the principle or theory underlying the invention</p> <p>"X" document of particular relevance; the claimed invention cannot be considered novel or cannot be considered to involve an inventive step when the document is taken alone</p> <p>"Y" document of particular relevance; the claimed invention cannot be considered to involve an inventive step when the document is combined with one or more other such documents, such combination being obvious to a person skilled in the art</p> <p>"&" document member of the same patent family</p>
---	---

Date of the actual completion of the international search 21 March 2018	Date of mailing of the international search report 29/03/2018
---	---

Name and mailing address of the ISA/ European Patent Office, P.B. 5818 Patentlaan 2 NL - 2280 HV Rijswijk Tel. (+31-70) 340-2040, Fax: (+31-70) 340-3016	Authorized officer Cortés Suárez, José
--	--

INTERNATIONAL SEARCH REPORT

International application No
PCT/US2018/015071

C(Continuation). DOCUMENTS CONSIDERED TO BE RELEVANT		
Category*	Citation of document, with indication, where appropriate, of the relevant passages	Relevant to claim No.
X	WO 2013/184757 A1 (IRM LLC [US]) 12 December 2013 (2013-12-12) page 169 - page 170; examples 17-138, 17-141, 17-142 claims 1, 3, 6, 7, 12, 21 -----	1-54
X	WO 2007/095588 A1 (NOVARTIS AG [CH]) 23 August 2007 (2007-08-23) page 189; example 252 claims 1, 59 -----	1-54
X	WO 2015/054572 A1 (ARAXES PHARMA LLC [US]) 16 April 2015 (2015-04-16) page 190; example 3; compound 31 page 305; table 2 claims 1, 11, 23, 31, 58, 86, 87 -----	1-54
X,P	WO 2017/058915 A1 (ARAXES PHARMA LLC [US]) 6 April 2017 (2017-04-06) examples 1-4, 7 claims 1-4, 16, 34, 46, 51, 58 -----	1-54
X,P	HAGGAM REDA A ET AL: "Facile synthesis of some condensed 1,3-thiazines and thiazoles under conventional conditions: antitumor activity", RESEARCH ON CHEMICAL INTERMEDIATES : AN INTERNAT. JOURNAL, AMSTERDAM, NL, vol. 43, no. 11, 1 June 2017 (2017-06-01), pages 6299-6315, XP036336420, ISSN: 0922-6168, DOI: 10.1007/S11164-017-2990-8 [retrieved on 2017-06-01] page 6306; compound 6 -----	1-54

INTERNATIONAL SEARCH REPORT

Information on patent family members

International application No

PCT/US2018/015071

Patent document cited in search report	Publication date	Patent family member(s)	Publication date	
WO 2015143148	A1	24-09-2015	AU 2015231202 A1	06-10-2016
			CA 2943220 A1	24-09-2015
			CN 106536506 A	22-03-2017
			EP 3119762 A1	25-01-2017
			JP 2017512833 A	25-05-2017
			KR 20170004968 A	11-01-2017
			SG 11201607706S A	28-10-2016
			TW 201620896 A	16-06-2016
			US 2017183330 A1	29-06-2017
			WO 2015143148 A1	24-09-2015
WO 2015017502	A1	05-02-2015	AU 2014296261 A1	11-02-2016
			CA 2918242 A1	05-02-2015
			CN 105814057 A	27-07-2016
			EP 3049417 A1	03-08-2016
			JP 2016531119 A	06-10-2016
			KR 20160036053 A	01-04-2016
			RU 2016106760 A	04-09-2017
			SG 11201600159T A	26-02-2016
			US 2016159804 A1	09-06-2016
			US 2017226113 A1	10-08-2017
WO 2015017502 A1	05-02-2015			
WO 2015003166	A1	08-01-2015	AU 2014285019 A1	21-01-2016
			CA 2917315 A1	08-01-2015
			CN 105492437 A	13-04-2016
			EA 201690153 A1	30-06-2016
			EP 3016946 A1	11-05-2016
			HK 1223937 A1	11-08-2017
			JP 2016523932 A	12-08-2016
			KR 20160029808 A	15-03-2016
			SG 11201510339U A	28-01-2016
			US 2016368904 A1	22-12-2016
WO 2015003166 A1	08-01-2015			
WO 2013184757	A1	12-12-2013	AP 3909 A	24-11-2016
			AR 091368 A1	28-01-2015
			AU 2013271733 A1	20-11-2014
			BR 112014030386 A2	27-06-2017
			CA 2875966 A1	12-12-2013
			CL 2014003227 A1	06-02-2015
			CN 104379575 A	25-02-2015
			CO 7160047 A2	15-01-2015
			CR 20140563 A	16-01-2015
			CU 20140139 A7	29-04-2015
			DK 2773635 T3	06-11-2017
			DO P2014000277 A	15-03-2015
			EA 201492219 A1	29-05-2015
			EP 2773635 A1	10-09-2014
			EP 3257848 A1	20-12-2017
			ES 2645973 T3	11-12-2017
			GE P201606555 B	10-10-2016
			GT 201400282 A	02-06-2015
			HR P20171670 T1	15-12-2017
			HU E034759 T2	28-02-2018
IL 235974 A	30-11-2016			
JP 6039800 B2	07-12-2016			
JP 2015518894 A	06-07-2015			

INTERNATIONAL SEARCH REPORT

Information on patent family members

International application No

PCT/US2018/015071

Patent document cited in search report	Publication date	Patent family member(s)	Publication date
		KR 20150023555 A	05-03-2015
		LT 2773635 T	10-10-2017
		MX 345630 B	08-02-2017
		NZ 627661 A	26-02-2016
		PE 07262015 A1	17-05-2015
		PH 12014502704 A1	02-02-2015
		PT 2773635 T	26-09-2017
		SG 11201407793T A	30-12-2014
		SI 2773635 T1	30-11-2017
		TN 2014000487 A1	30-03-2016
		TW 201350476 A	16-12-2013
		UA 113543 C2	10-02-2017
		US 2015197505 A1	16-07-2015
		UY 34849 A	31-01-2014
		WO 2013184757 A1	12-12-2013

WO 2007095588	A1	23-08-2007	
		AR 059506 A1	09-04-2008
		AU 2007214462 A1	23-08-2007
		BR PI0707816 A2	10-05-2011
		CA 2642738 A1	23-08-2007
		EP 1989201 A1	12-11-2008
		JP 2009530233 A	27-08-2009
		KR 20080112202 A	24-12-2008
		PE 09782007 A1	15-11-2007
		TW 200804379 A	16-01-2008
		US 2010075965 A1	25-03-2010
		WO 2007095588 A1	23-08-2007

WO 2015054572	A1	16-04-2015	
		AU 2014331794 A1	21-04-2016
		CA 2926328 A1	16-04-2015
		CN 106488910 A	08-03-2017
		EA 201690752 A1	29-07-2016
		EP 3055290 A1	17-08-2016
		JP 2016532656 A	20-10-2016
		KR 20160076519 A	30-06-2016
		PH 12016500538 A1	13-06-2016
		SG 11201602662Y A	30-05-2016
		WO 2015054572 A1	16-04-2015

WO 2017058915	A1	06-04-2017	NONE
