



US00D480638S

(12) **United States Design Patent** (10) **Patent No.:** **US D480,638 S**
Lee (45) **Date of Patent:** **** Oct. 14, 2003**

(54) **BLISTER PACK**
(75) **Inventor:** **Wai Chung David Lee, Kowloon (CN)**
(73) **Assignee:** **Koninklijke Philips Electronics N.V., Eindhoven (NL)**
(**) **Term:** **14 Years**

D431,461 S * 10/2000 Glassman D9/415
D433,937 S * 11/2000 Glassman D9/415
6,170,663 B1 * 1/2001 Glassman 206/462
D438,103 S * 2/2001 Edwards et al. D9/415
D442,857 S * 5/2001 Feeman D9/415
D458,839 S * 6/2002 Weinstein et al. D9/415
6,427,832 B1 * 8/2002 Ali et al. 206/471
D473,787 S * 4/2003 Jones Jr. et al. D9/418

* cited by examiner

(21) **Appl. No.:** **29/178,435**
(22) **Filed:** **Mar. 26, 2003**

Primary Examiner—Prabhakar Deshmukh
(74) *Attorney, Agent, or Firm*—Ernestine C. Bartlett

(30) **Foreign Application Priority Data**
Oct. 16, 2002 (WO) DMA/005 855
(51) **LOC (7) Cl.** **09-03**
(52) **U.S. Cl.** **D9/415**
(58) **Field of Search** D9/414, 415, 418,
D9/337, 457; 206/461-471, 806, 495, 769-776,
761-765

(57) **CLAIM**

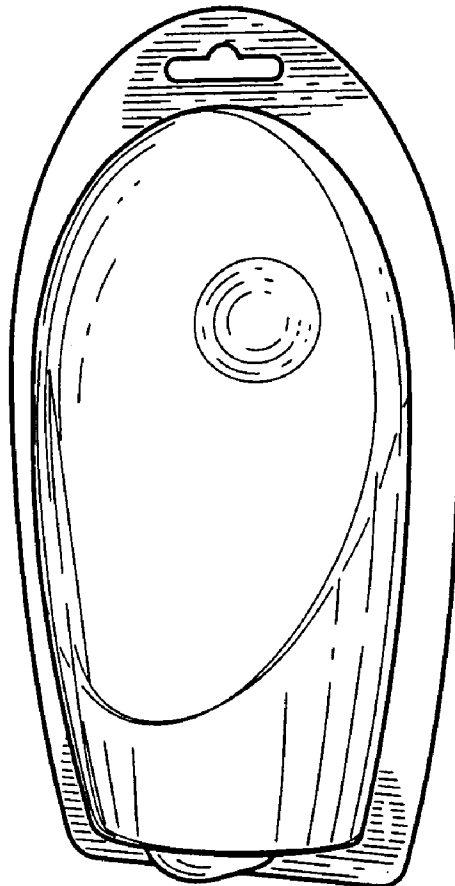
The ornamental design for a blister pack, as shown.

DESCRIPTION

FIG. 1 is a perspective view showing my design;
FIG. 2 is a front elevational view thereof;
FIG. 3 is a rear elevational view thereof;
FIG. 4 is a left side elevational view thereof;
FIG. 5 is a right side elevational view thereof;
FIG. 6 is a top plan view thereof; and,
FIG. 7 is a bottom plan view thereof.

(56) **References Cited**
U.S. PATENT DOCUMENTS
5,429,241 A * 7/1995 Althaus 206/471
D418,407 S * 1/2000 Uzawa D9/415

1 Claim, 3 Drawing Sheets



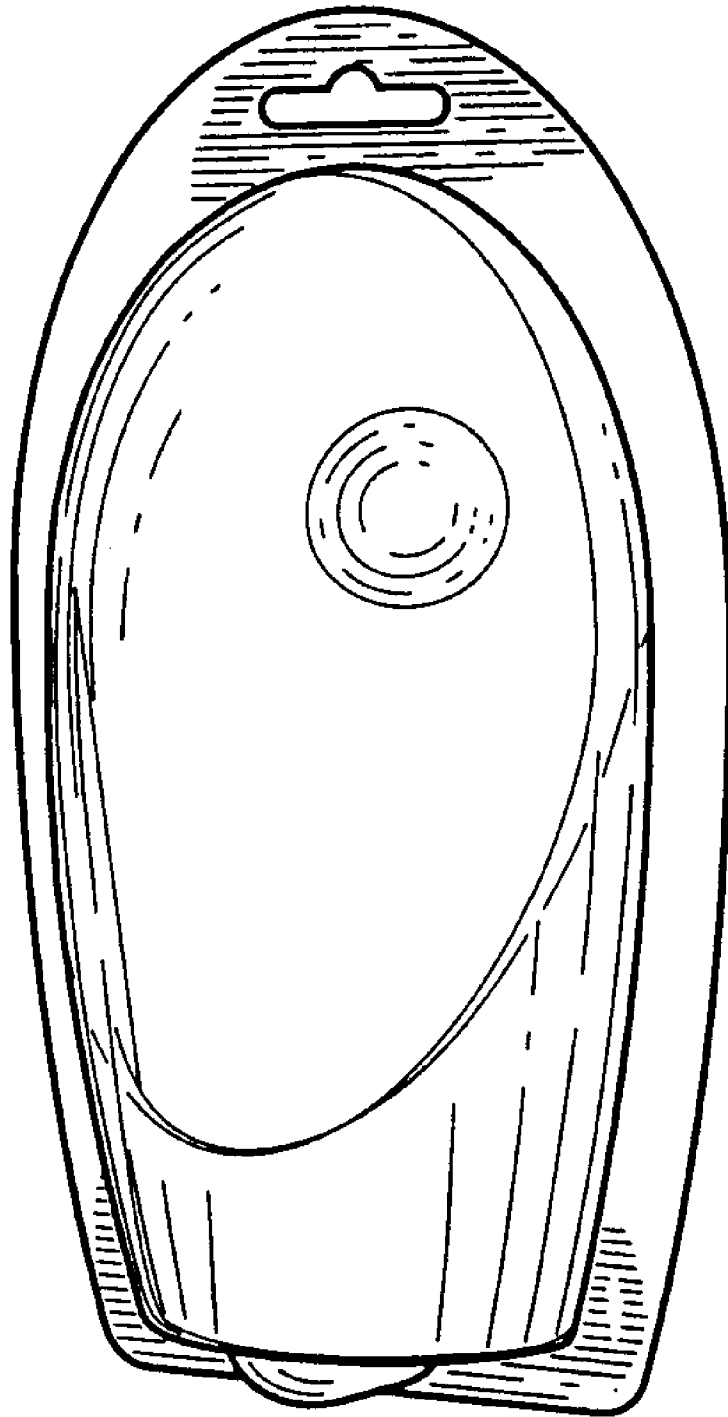


FIG. 1

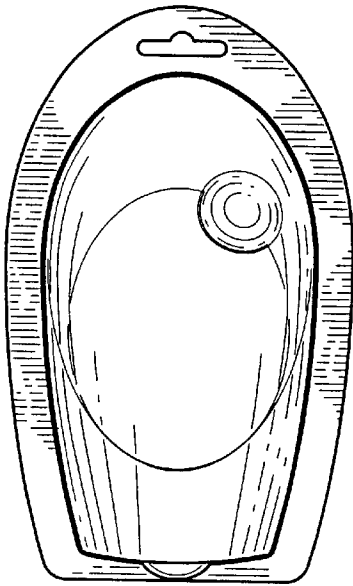


FIG. 2

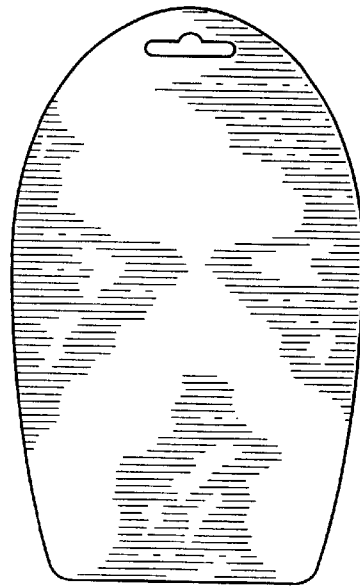


FIG. 3



FIG. 4

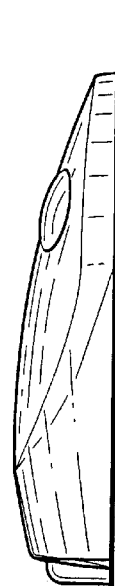


FIG. 5

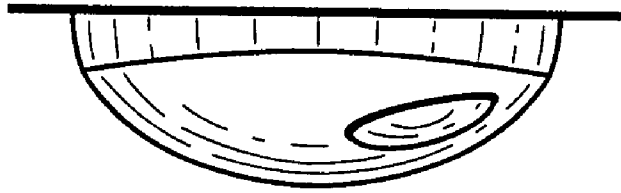


FIG. 6

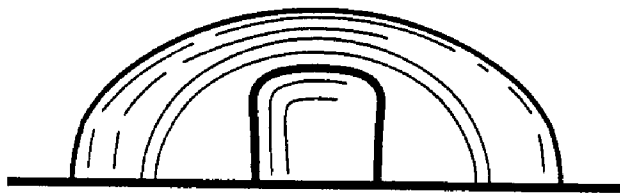


FIG. 7