

- [54] WALL MOUNTED SHELF UNIT
- [76] Inventor: **Karl Springer**, 425 E. 58th St., New York, N.Y. 10022
- [**] Term: **14 Years**
- [21] Appl. No.: **9,773**
- [22] Filed: **Feb. 6, 1979**
- [51] Int. Cl. **D6-04**
- [52] U.S. Cl. **D6/134; D6/136; D6/186**
- [58] Field of Search **D6/114, 132, 133, 134, D6/127, 167, 180, 186; 211/90, 126, 134, 135; 108/59, 152, 106-110**

D. 202,195	9/1965	Propst	D6/134
D. 235,043	5/1975	Martinelli	D6/186
D. 239,225	3/1976	Schweitzer	D6/127
3,898,939	8/1975	Grachten	108/109

Primary Examiner—B. J. Bullock
Attorney, Agent, or Firm—Shlesinger, Arkwright, Garvey and Dinsmore

[57] **CLAIM**
 The ornamental design for a wall mounted shelf unit, as shown and described.

DESCRIPTION

FIG. 1 is a perspective view of a wall mounted shelf unit embodying my new design;
 FIG. 2 is a top plan view thereof;
 FIG. 3 is a bottom plan view thereof;
 FIG. 4 is a front elevational view thereof;
 FIG. 5 is a side elevational view taken from the left of FIG. 4, the side opposite being a mirror image thereof;
 FIG. 6 is a rear elevational view thereof.

- [56] **References Cited**
- U.S. PATENT DOCUMENTS**
- D. 135,511 4/1943 Waymack D6/136
- D. 174,642 5/1955 Lauber D6/134

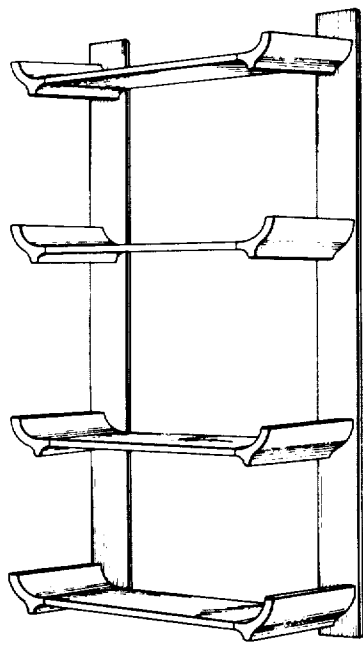


Fig. 1


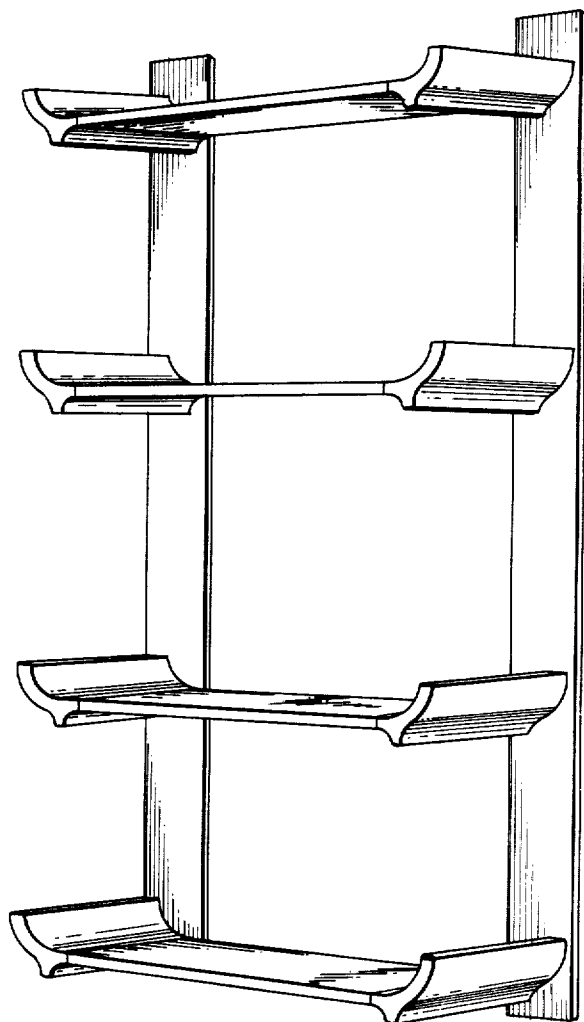


Fig. 2

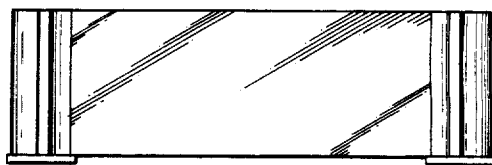


Fig. 3

Fig. 6

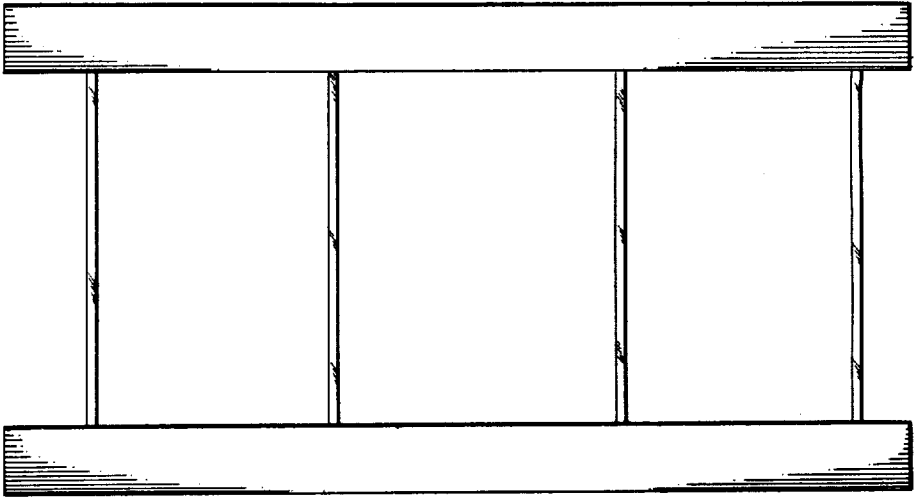


Fig. 5



Fig. 4

