

[54] BASE FOR A TELEPHONE SET

[75] Inventor: Alan P. Boykiw, Ottawa, Canada

[73] Assignee: Northern Telecom Limited, Montreal, Canada

[**] Term: 14 Years

[21] Appl. No.: 341,110

[22] Filed: Apr. 20, 1989

[52] U.S. Cl. D14/151; D14/149

[58] Field of Search D14/151, 149, 142, 140; 379/440, 436, 428, 429

[56] References Cited

U.S. PATENT DOCUMENTS

- D. 237,506 11/1975 Genaro et al. D14/149
- D. 293,441 12/1987 Kowalik et al. D14/149
- D. 293,670 1/1988 Gauffin et al. D14/151
- D. 295,513 5/1988 Brown D14/151
- D. 298,130 10/1988 Komatsu D14/151

- D. 298,831 12/1988 Hughes et al. D14/151
- D. 298,939 12/1988 Morikawa et al. D14/151
- D. 300,925 5/1989 Nogas D14/151
- D. 301,138 5/1989 Lee D14/151
- D. 301,475 6/1989 Nagele D14/142
- 4,773,090 9/1988 Goatmos D14/151 X

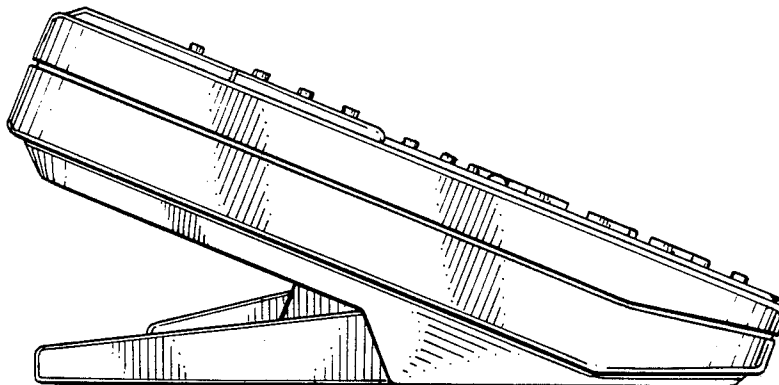

Primary Examiner—Horace B. Fay, Jr.
Attorney, Agent, or Firm—Robert C. Hogeboom

[57] CLAIM

The ornamental design for a base for a telephone set, as shown and described.

DESCRIPTION

FIG. 1 is a top, front, and side perspective view of a base for a telephone set, showing my new design;
 FIG. 2 is a top plan view thereof;
 FIG. 3 is a front elevational view thereof;
 FIG. 4 is a back elevational view thereof;
 FIG. 5 is a bottom plan view thereof;
 FIG. 6 is a right side elevational view thereof;
 FIG. 7 is a left side elevational view thereof.



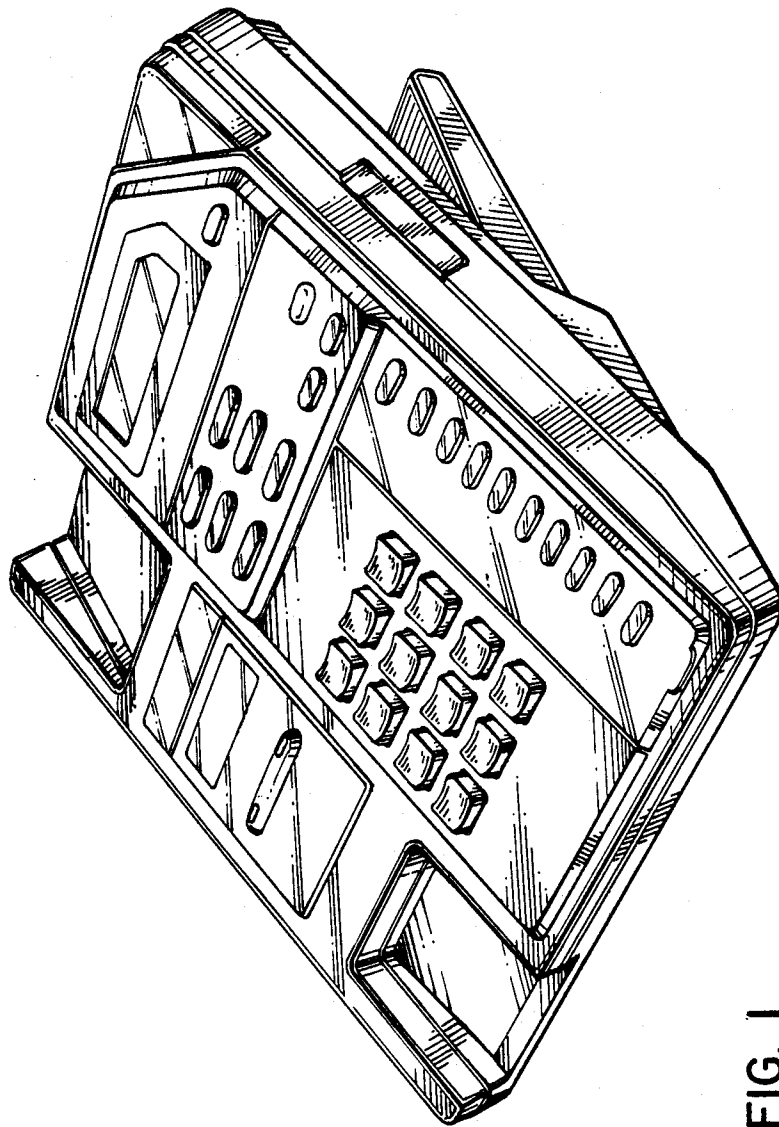


FIG. 1

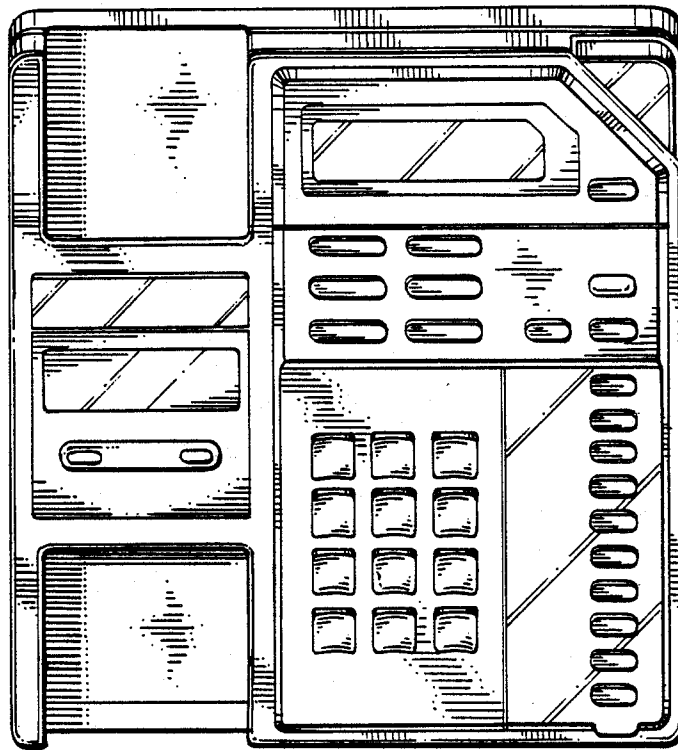


FIG. 2

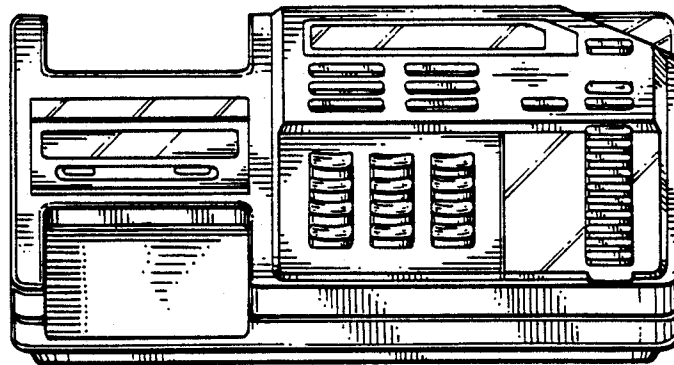


FIG. 3

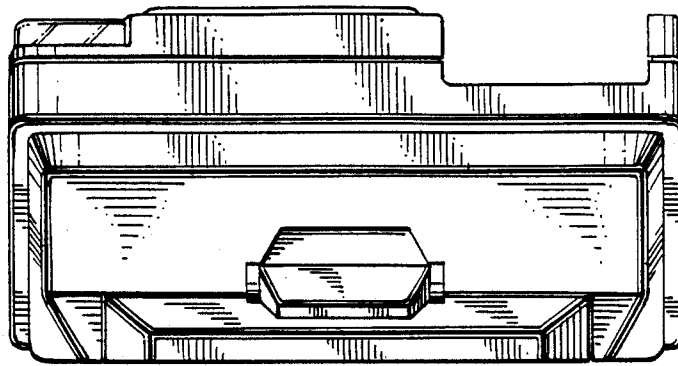


FIG. 4

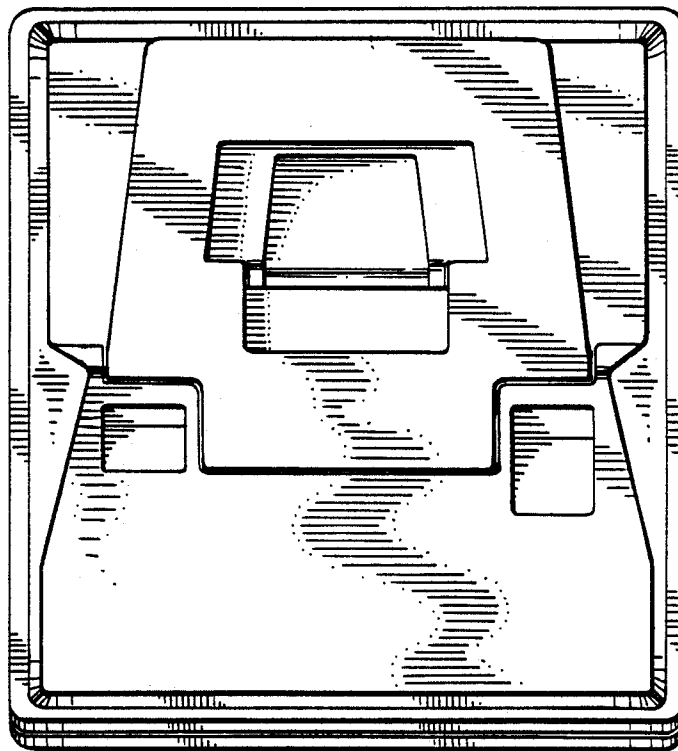


FIG. 5




FIG. 6

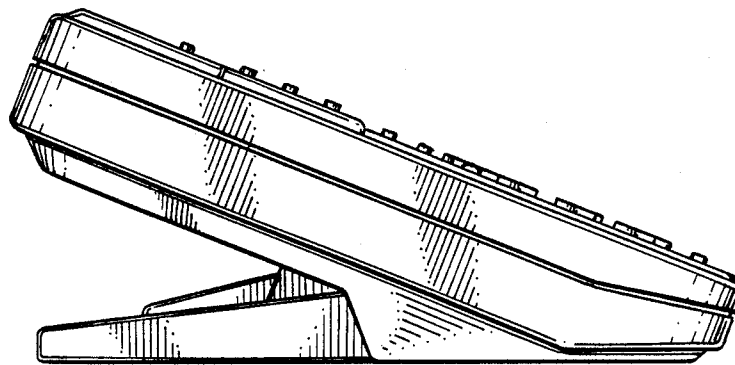


FIG. 7