



US00D716777S

(12) **United States Design Patent**
Kim

(10) **Patent No.:** **US D716,777 S**

(45) **Date of Patent:** **** Nov. 4, 2014**

(54) **STAND FOR TELEVISION RECEIVER**

(71) Applicant: **Samsung Electronics Co., Ltd.**,
Suwon-si (KR)

(72) Inventor: **Hee-Bong Kim**, Gimpo-si (KR)

(73) Assignee: **Samsung Electronics Co., Ltd.**,
Suwon-si (KR)

(**) Term: **14 Years**

(21) Appl. No.: **29/476,439**

(22) Filed: **Dec. 13, 2013**

(30) **Foreign Application Priority Data**

Jun. 20, 2013 (KR) 30-2013-0031924

(51) **LOC (10) Cl.** **14-03**

(52) **U.S. Cl.**
USPC **D14/239**

(58) **Field of Classification Search**

USPC D14/125-129, 239, 371-375, 336, 337;
341/12; 345/104, 156, 168, 173;
348/180, 184, 325, 739; 349/1, 2, 11,
349/62; 361/679.05-679.07, 679.21;
D6/300, 308

See application file for complete search history.

(56) **References Cited**

U.S. PATENT DOCUMENTS

D292,045 S * 9/1987 McDowell D6/311
D357,828 S * 5/1995 Liao D6/466
7,329,810 B2 * 2/2008 Spivack et al. 84/422.1

7,832,701 B2 * 11/2010 Barnes 248/460
D643,390 S * 8/2011 Han et al. D14/126
D644,620 S * 9/2011 Song et al. D14/126
D656,913 S * 4/2012 Ann et al. D14/126
D659,661 S * 5/2012 Lim et al. D14/126
D661,270 S * 6/2012 Cha et al. D14/126
D664,940 S * 8/2012 Kim et al. D14/129
D670,257 S * 11/2012 Yang et al. D14/126
D671,923 S * 12/2012 Seong et al. D14/239
D680,106 S * 4/2013 Hwangbo et al. D14/239

* cited by examiner

Primary Examiner — Randall Gholson

(74) *Attorney, Agent, or Firm* — NSIP Law

(57) **CLAIM**

The ornamental design for a stand for television receiver, as shown and described.

DESCRIPTION

FIG. 1 is a front perspective view of a stand for television receiver showing my new design;
FIG. 2 is a front view thereof;
FIG. 3 is a rear view thereof;
FIG. 4 is a left-side view thereof;
FIG. 5 is a right-side view thereof;
FIG. 6 is a top view thereof;
FIG. 7 is a bottom view thereof; and,
FIG. 8 is another front perspective view, in which a television receiver is provided in broken lines to illustrate an example environment.
The broken lines are for environmental purposes only and form no part of the claimed design.

1 Claim, 8 Drawing Sheets

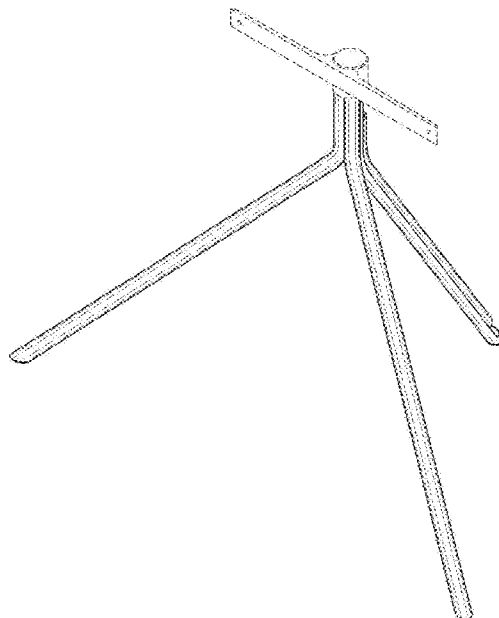


FIG. 1

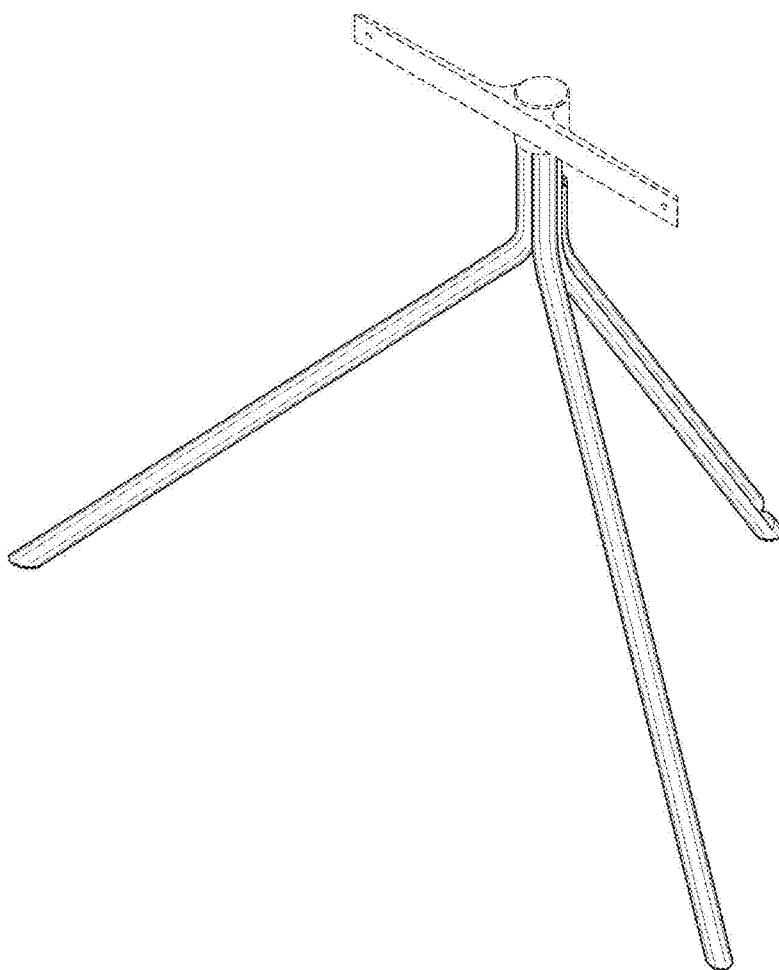


FIG. 2

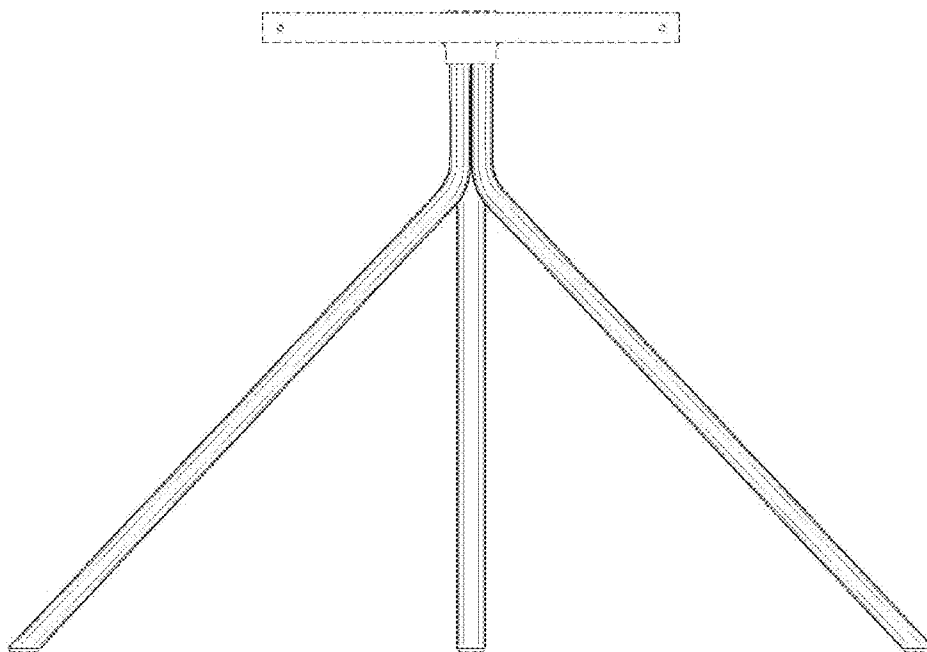


FIG. 3

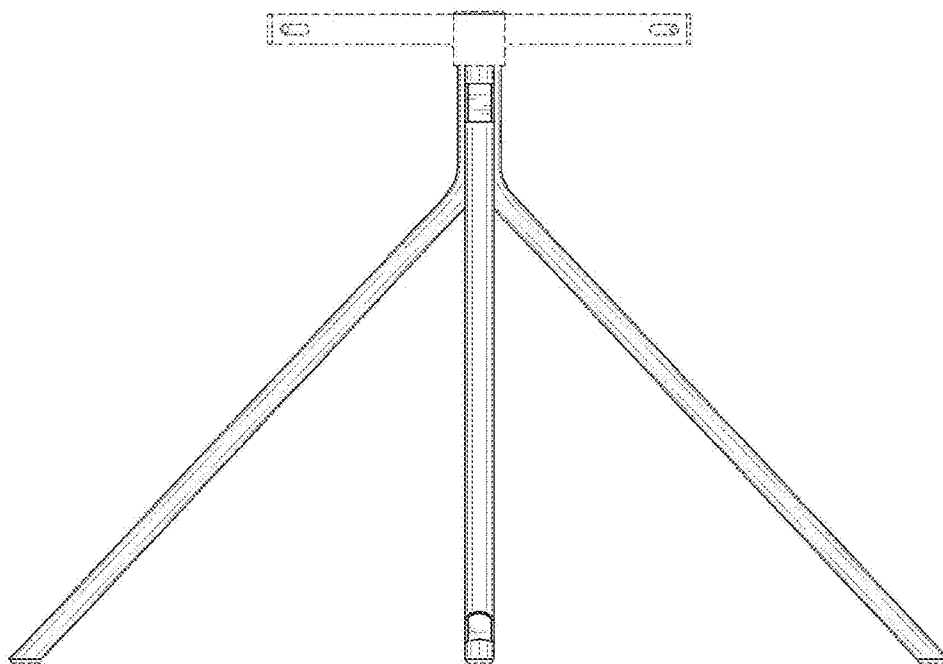


FIG. 4

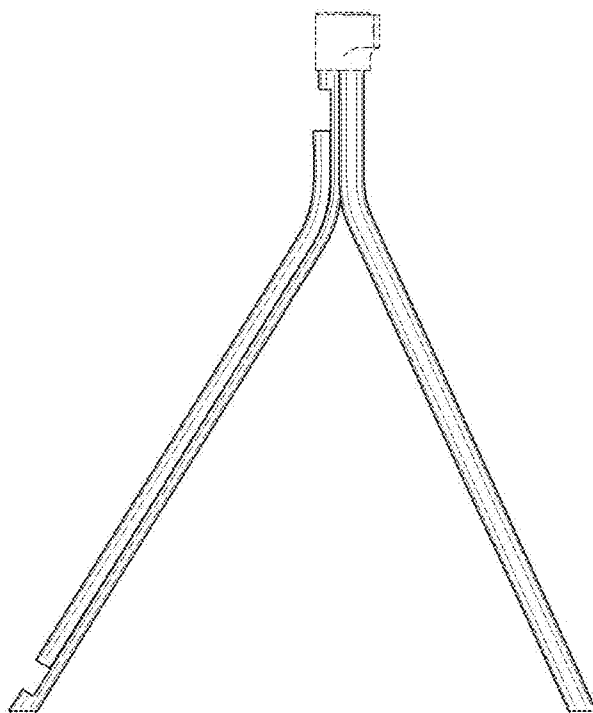


FIG. 5

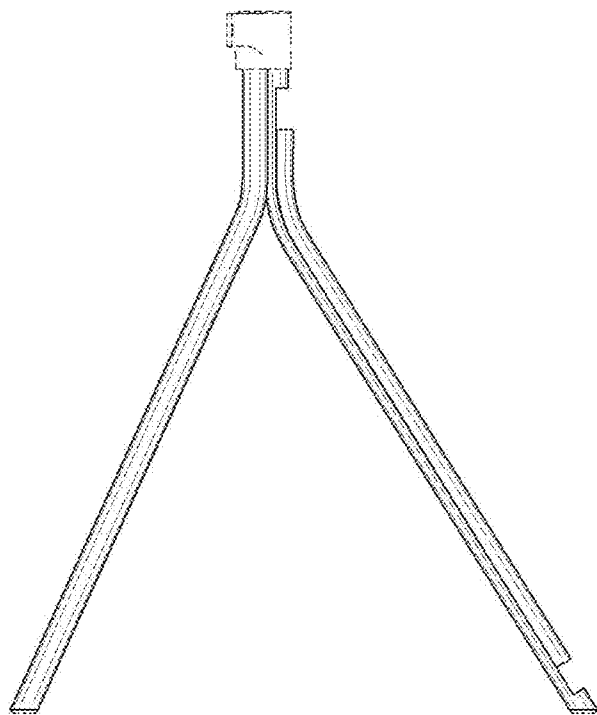


FIG. 6

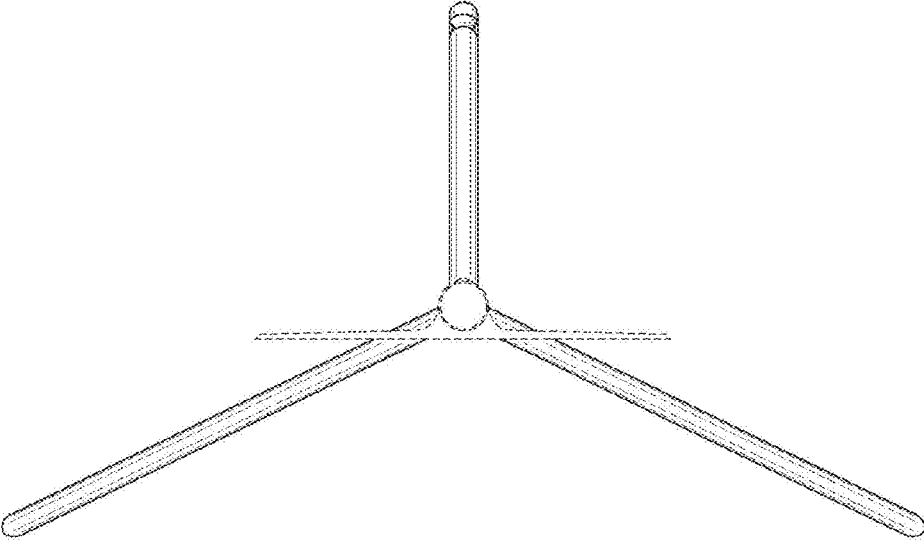


FIG. 7

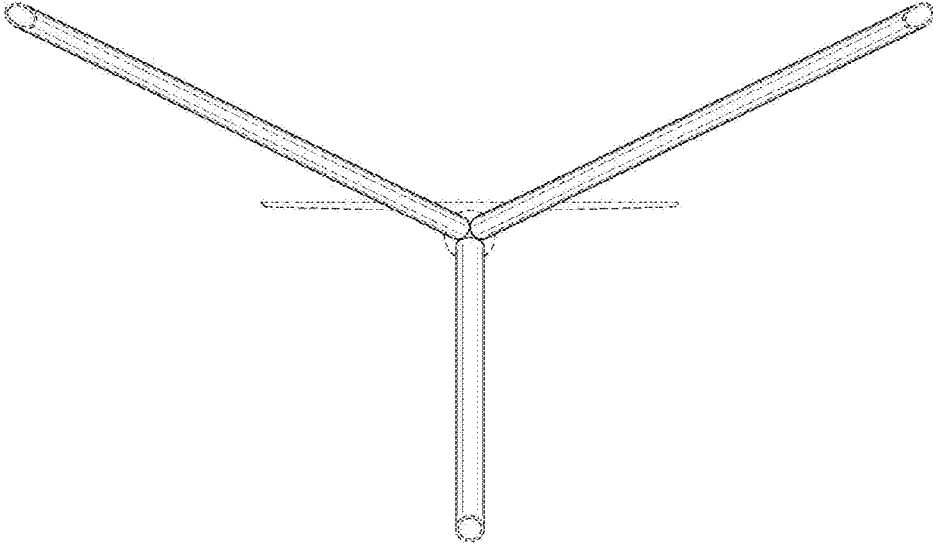


FIG. 8

