



US00D710429S

(12) **United States Design Patent**
Rhea et al.

(10) **Patent No.:** **US D710,429 S**

(45) **Date of Patent:** **** Aug. 5, 2014**

(54) **EYEWEAR**

(71) Applicant: **Doptics Medical Products, Inc.**,
Smithfield, RI (US)

(72) Inventors: **Eric Vincent Rhea**, Arroyo Grande, CA
(US); **Matthew James St. George**,
Pismo Beach, CA (US)

(73) Assignee: **Dioptrics Medical Products, Inc.**,
Smithfield, RI (US)

(**) Term: **14 Years**

(21) Appl. No.: **29/481,636**

(22) Filed: **Feb. 7, 2014**

(51) **LOC (10) Cl.** **16-06**

(52) **U.S. Cl.**
USPC **D16/315**

(58) **Field of Classification Search**
USPC D16/101, 300-342, 900; D29/109-110;
351/41, 44, 51-52, 62, 158, 92,
351/103-123, 140-153, 63, 59, 45-46;
2/426-432, 447-449, 441, 434-437,
2/13, 15; D21/483, 659-661; D14/372

See application file for complete search history.

(56) **References Cited**

U.S. PATENT DOCUMENTS

D535,682 S *	1/2007	Paulson	D16/315
D599,836 S *	9/2009	Rohrbach	D16/315
D603,443 S *	11/2009	Li	D16/314
D623,683 S *	9/2010	Rohrbach	D16/315
D628,229 S *	11/2010	Fuchs	D16/315
D675,664 S *	2/2013	Moritz	D16/315
D681,095 S *	4/2013	Markovitz et al.	D16/315

* cited by examiner

Primary Examiner — Raphael Barkai
(74) *Attorney, Agent, or Firm* — Westberg Law Offices

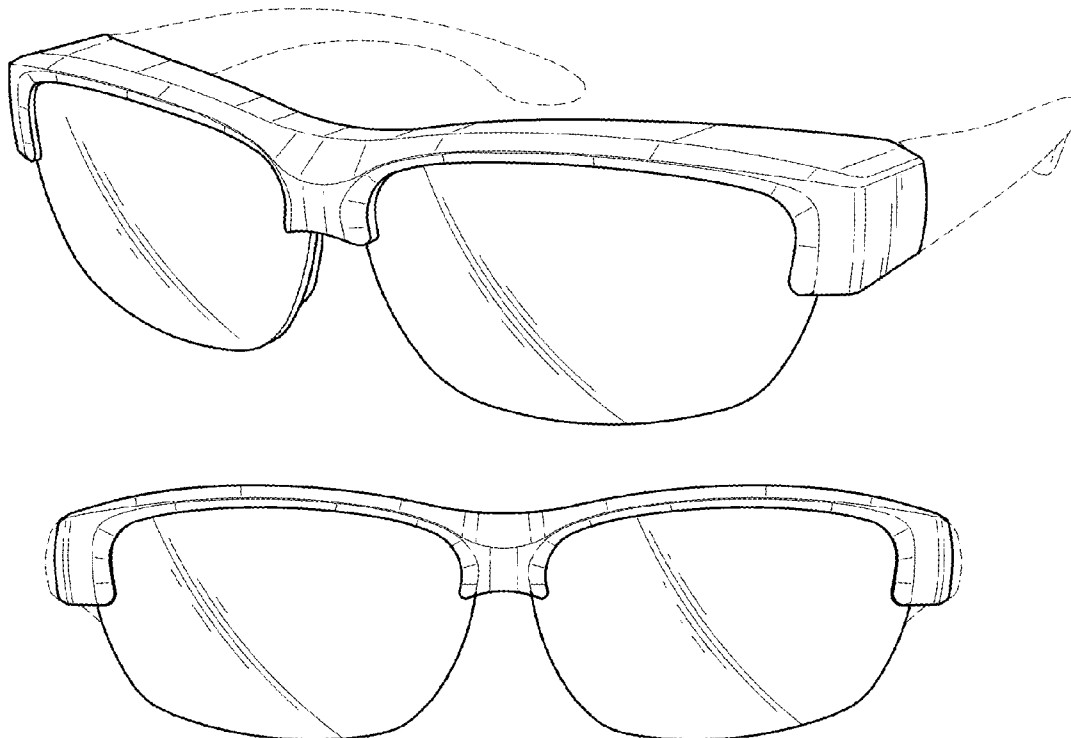
(57) **CLAIM**

The ornamental design for eyewear, as shown and described.

DESCRIPTION

FIG. 1 is a perspective view of eyewear showing the new design;
FIG. 2 is a top view thereof;
FIG. 3 is a bottom view thereof;
FIG. 4 is a front elevation view thereof;
FIG. 5 is a rear elevation view thereof; and,
FIG. 6 is a right side elevation view thereof, the left side being a mirror image of the right side.
The broken lines showing temples are for illustrative purposes only and form no part of the claimed design.

1 Claim, 4 Drawing Sheets



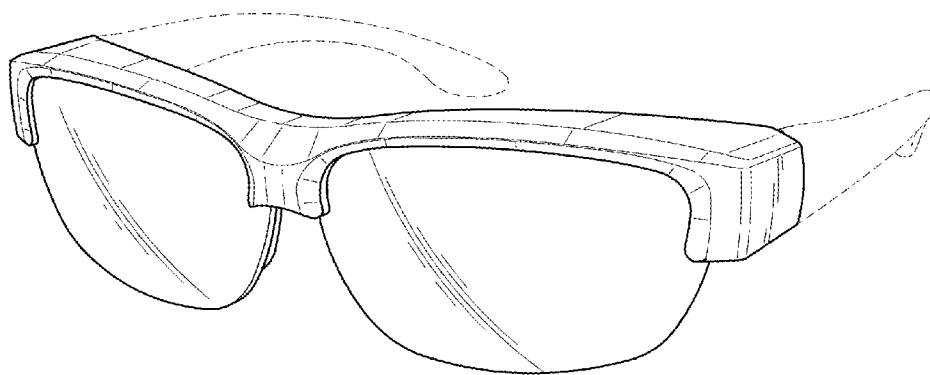


FIG. 1

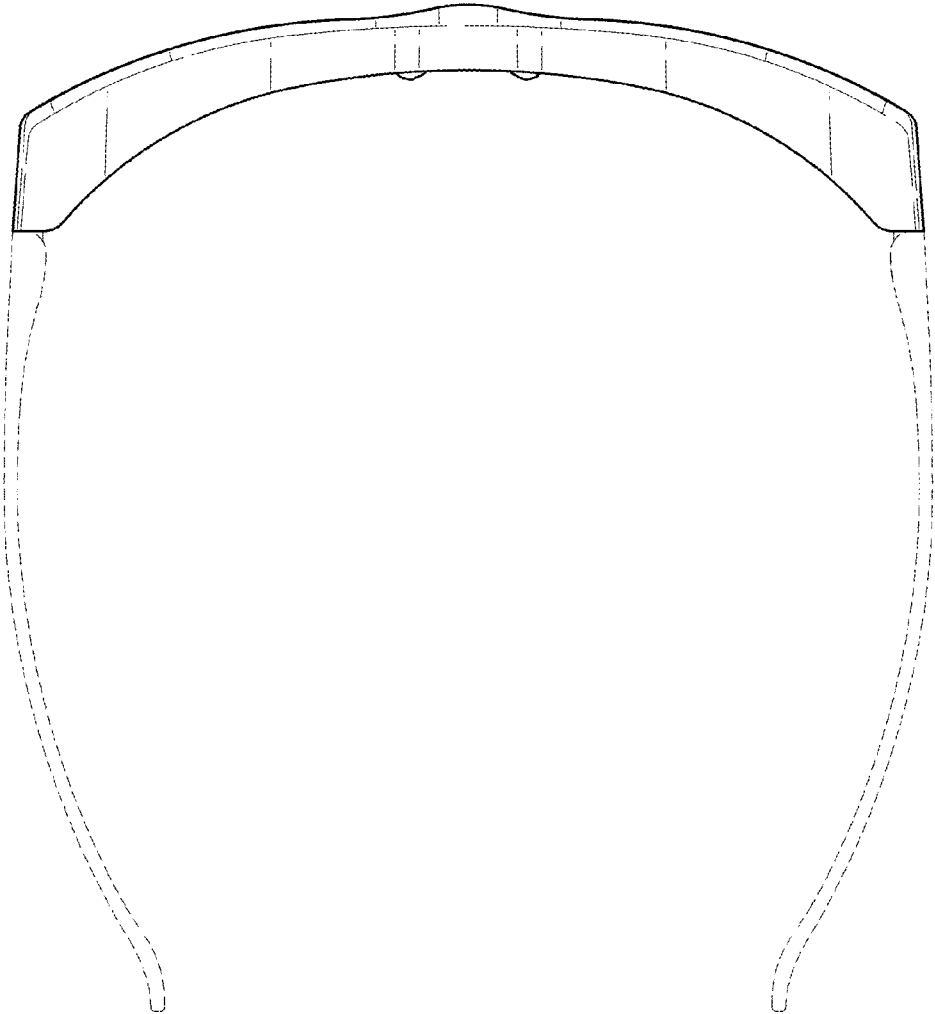


FIG. 2




FIG. 3

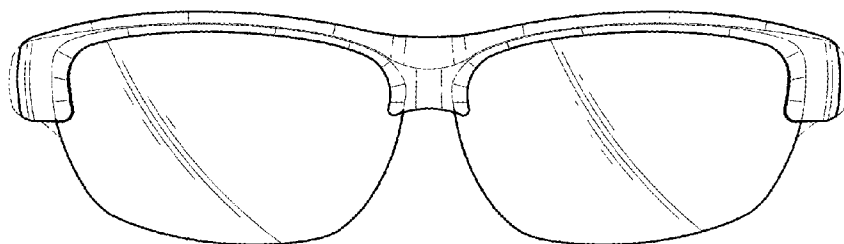


FIG. 4

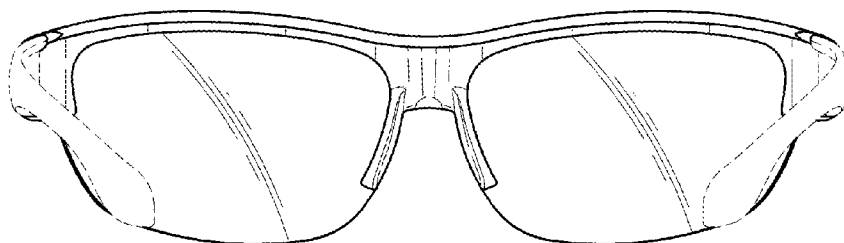


FIG. 5

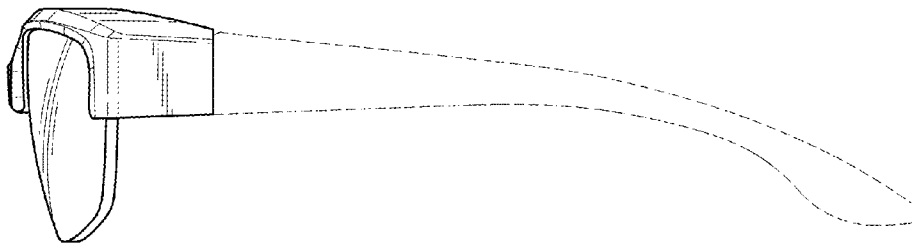


FIG. 6