



(12) **United States Design Patent**
Iwase

(10) **Patent No.:** **US D612,696 S**
(45) **Date of Patent:** **** Mar. 30, 2010**

(54) **SCISSORS FOR CUTTING HAIR**

(75) Inventor: **Masaru Iwase**, Chiba (JP)

(73) Assignee: **Mizutani Scissors Mfg. Co., Ltd.**,
Chiba (JP)

(**) Term: **14 Years**

(21) Appl. No.: **29/338,299**

(22) Filed: **Jun. 9, 2009**

(51) **LOC (9) Cl.** **08/03**

(52) **U.S. Cl.** **D8/57**

(58) **Field of Classification Search** D8/4,
D8/5, 51–58, 105, 107; 30/131, 195, 229,
30/194, 230–235, 268, 350, 254–258; 7/135,
7/136; D21/532; D27/195; D28/57
See application file for complete search history.

(56) **References Cited**

U.S. PATENT DOCUMENTS

4,184,249	A *	1/1980	Megna et al.	30/341
4,254,551	A *	3/1981	Megna et al.	30/341
4,642,895	A *	2/1987	Gauvry	30/341
5,469,624	A *	11/1995	Brenton et al.	30/232
5,722,171	A *	3/1998	Schmidt	30/255
D426,441	S *	6/2000	Sotokawa	D8/57
D502,070	S *	2/2005	Ferman	D8/56
D526,880	S *	8/2006	Ferman	D8/107
D536,941	S *	2/2007	Nenadich et al.	D8/57
D537,312	S *	2/2007	Nenadich et al.	D8/57
D538,612	S *	3/2007	Nenadich et al.	D8/57
7,424,778	B2 *	9/2008	Brenton	30/266
2002/0129497	A1 *	9/2002	Lyddon et al.	30/232
2005/0126012	A1 *	6/2005	Ferman	30/232
2006/0064879	A1 *	3/2006	Lauritzen et al.	30/232
2009/0158598	A1 *	6/2009	Ishida	30/232

FOREIGN PATENT DOCUMENTS

JP D1342130 10/2008

* cited by examiner

Primary Examiner—Cathron C Brooks

Assistant Examiner—Deanna Fluegeman

(74) *Attorney, Agent, or Firm*—Cermak Kenealy Vaidya & Nakajima LLP; Tomoko Nakajima

(57) **CLAIM**

The ornamental design for scissors for cutting hair, as shown and described.

DESCRIPTION

FIG. 1 is a front elevational view of scissors for cutting hair showing my new design;

FIG. 2 is a top plan view thereof;

FIG. 3 is a right side elevational view thereof;

FIG. 4 is a left side elevational view thereof;

FIG. 5 is a rear elevational view thereof; and

FIG. 6 is a bottom plan view thereof.

FIG. 7 is an enlarged top plan view of FIG. 2, wherein a ring is in a rotated position;

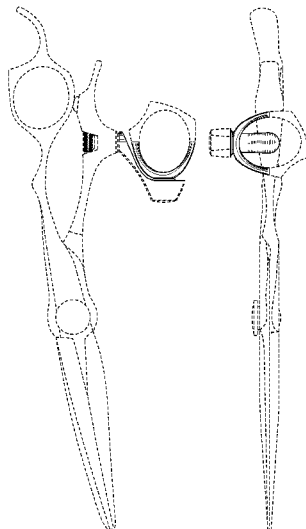
FIG. 8 is an enlarged is a top plan view of FIG. 2, wherein the ring and a holding part are in a rotated position;

FIG. 9 is a left side elevational view of FIG. 3, wherein the ring and the holding part are in a rotated position; and,

FIG. 10 is a left side elevational view of FIG. 3, wherein the holding part are in a rotated position.

The broken lines illustrate unclaimed portions of the scissors for cutting hair and form no part of the claimed design. The knob illustrated with broken lines located on the handle portion of the scissors forms no part of the claimed design. The dot-dash broken lines which define the bounds of the claimed design form no part thereof.

1 Claim, 10 Drawing Sheets



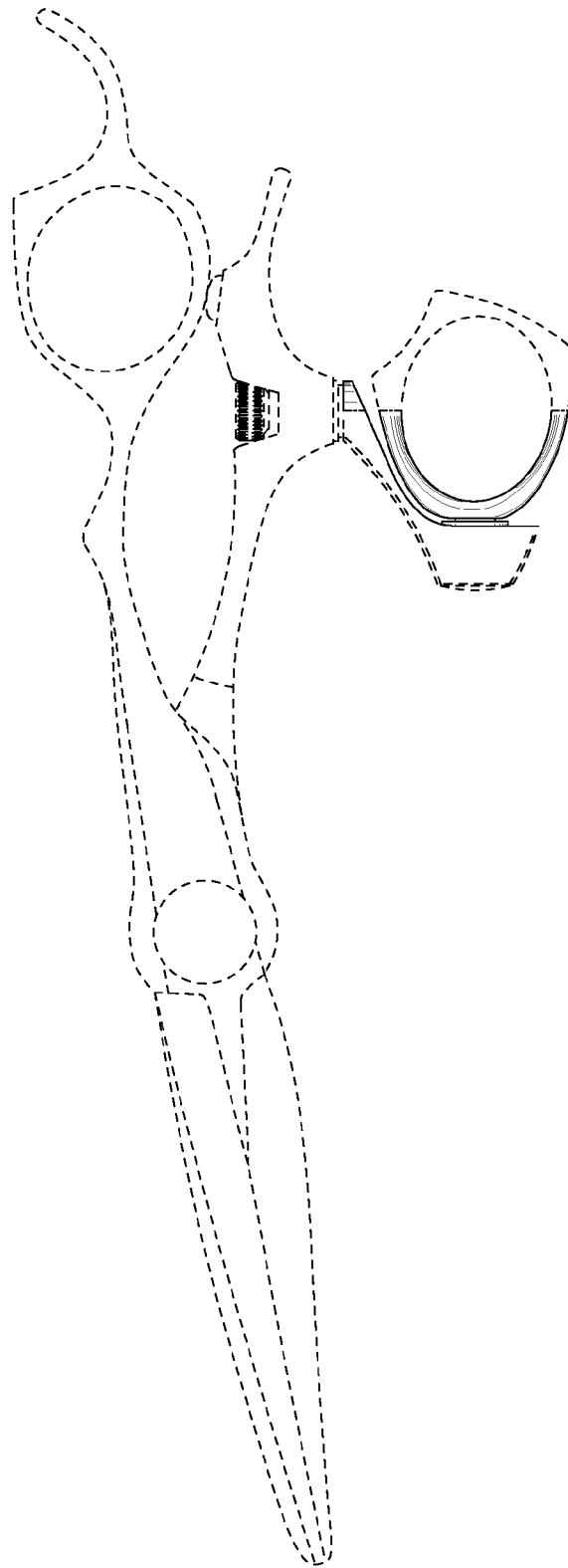


FIG.1

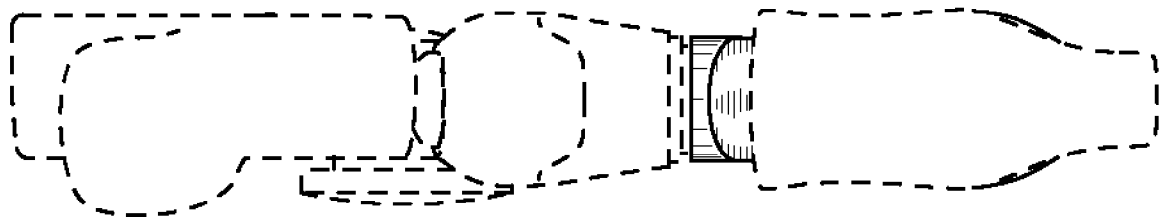


FIG.2

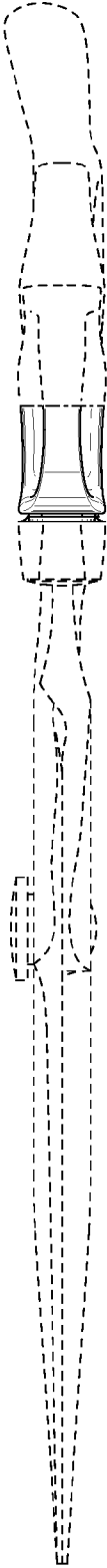


FIG.3

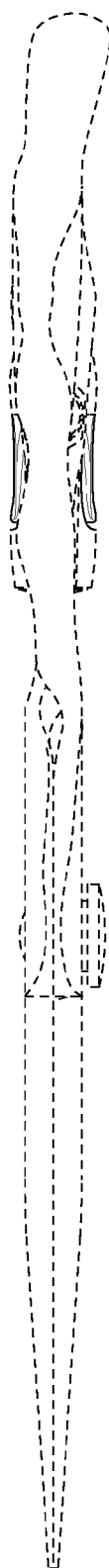


FIG.4

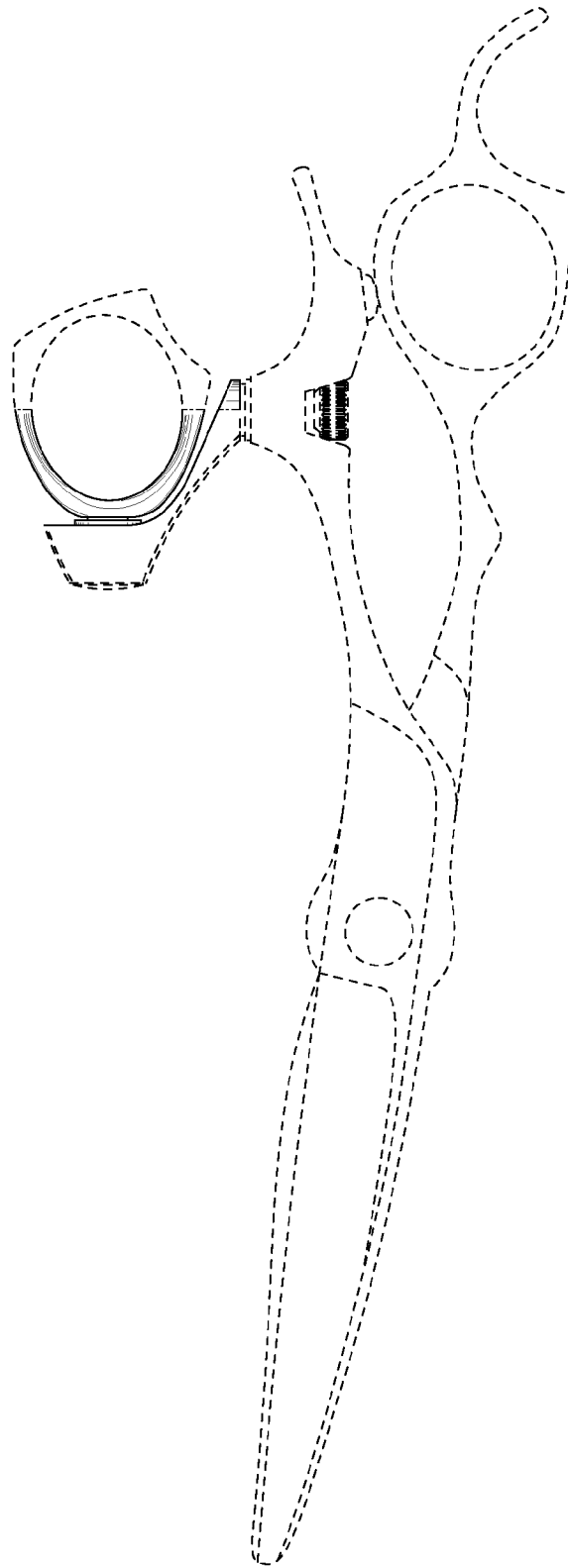


FIG.5

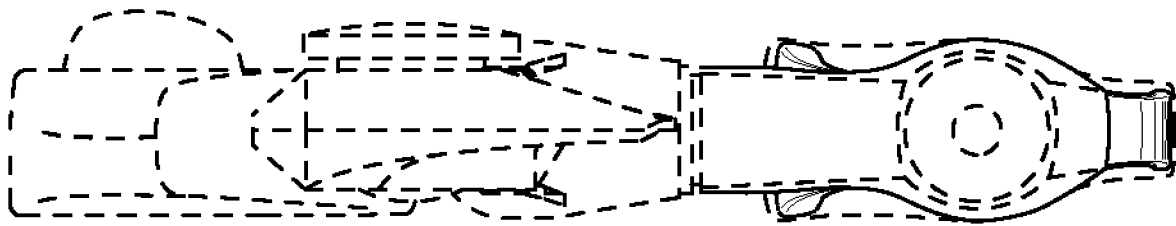


FIG.6

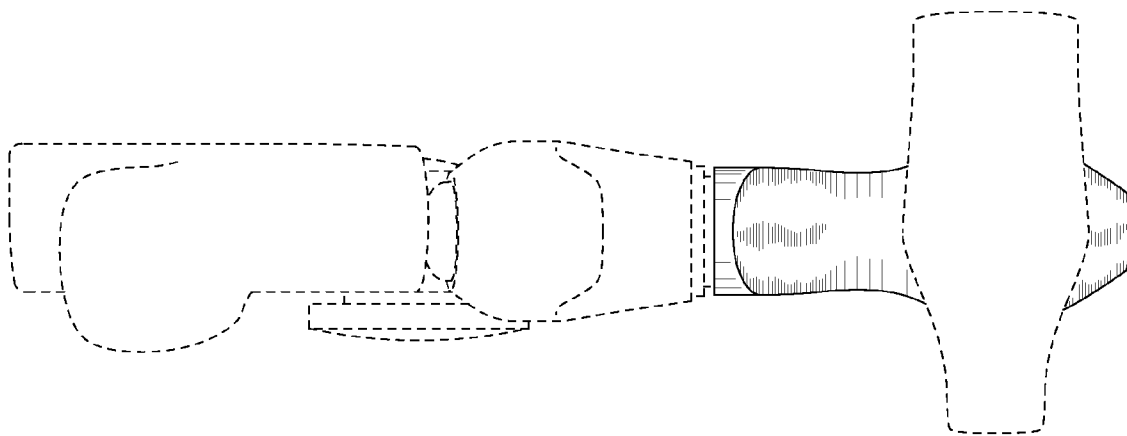


FIG.7

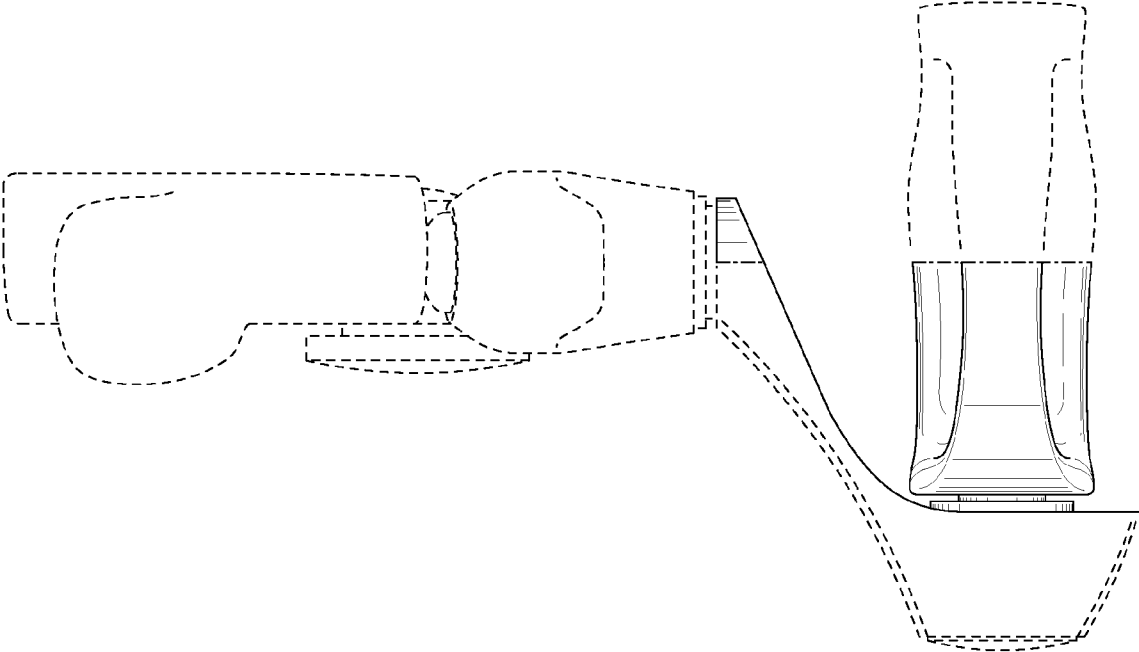


FIG.8

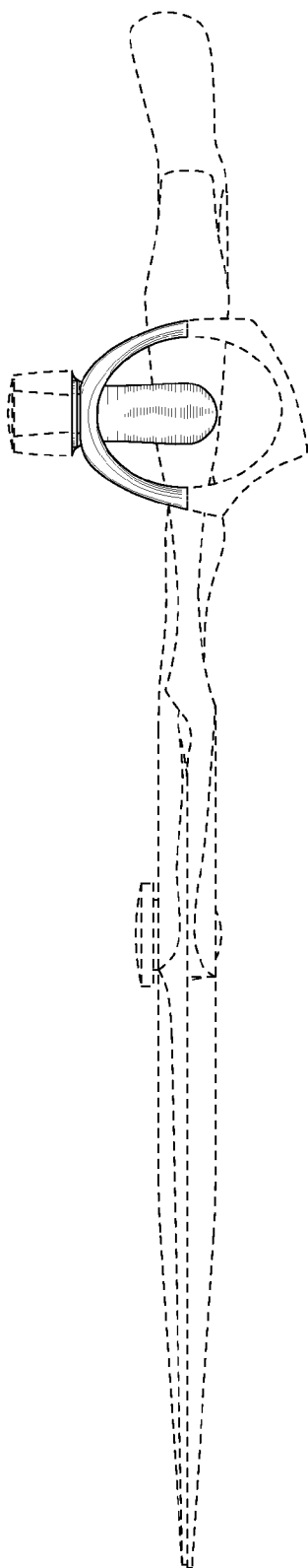


FIG.9

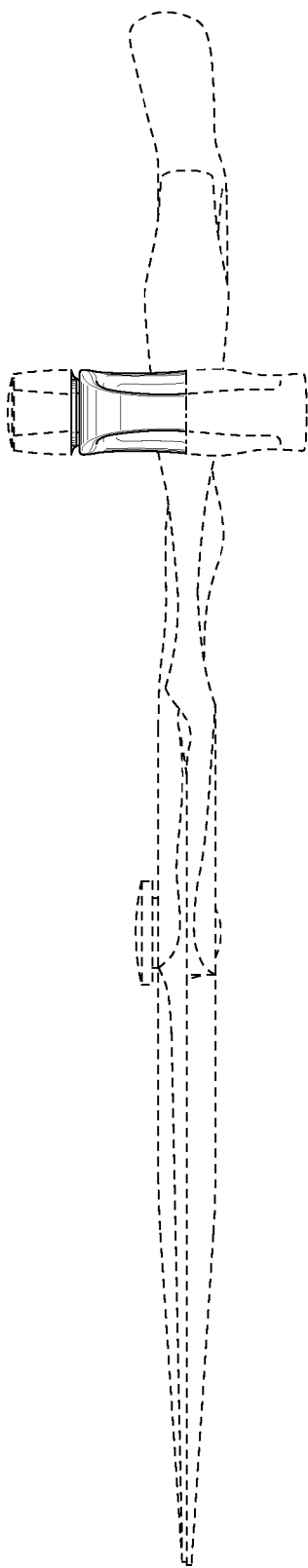


FIG.10