



US00D732628S

(12) **United States Design Patent**
Cheng et al.

(10) **Patent No.:** **US D732,628 S**

(45) **Date of Patent:** **** Jun. 23, 2015**

- (54) **GAS TUBE RAIL MOUNT**
- (71) Applicants: **Carson Cheng**, City of Industry, CA (US); **Jason Michael Cheng**, City of Industry, CA (US)
- (72) Inventors: **Carson Cheng**, City of Industry, CA (US); **Jason Michael Cheng**, City of Industry, CA (US)
- (73) Assignee: **NcSTAR Inc.**, City of Industry, CA (US)
- (**) Term: **14 Years**
- (21) Appl. No.: **29/479,745**
- (22) Filed: **Jan. 19, 2014**
- (51) **LOC (10) Cl.** **22-01**
- (52) **U.S. Cl.**
USPC **D22/108**
- (58) **Field of Classification Search**
USPC D22/108; 42/90, 85, 106, 113–114, 42/124–128; 89/37.03–37.04, 41.17; 248/201, 205.1
CPC F41C 23/00; F41C 27/00; F41C 27/06
See application file for complete search history.

2012/0132068	A1*	5/2012	Kucynko	89/191.01
2012/0137563	A1*	6/2012	Ubl et al.	42/75.03
2012/0180354	A1*	7/2012	Sullivan et al.	42/16
2012/0198990	A1*	8/2012	Brittin	89/191.01
2012/0216439	A1*	8/2012	Barrett et al.	42/75.02
2014/0075804	A1*	3/2014	Langevin et al.	42/16
2014/0082990	A1*	3/2014	Lee	42/96
2015/0007478	A1*	1/2015	Barrett et al.	42/75.02

* cited by examiner

Primary Examiner — Michael A Pratt

(74) *Attorney, Agent, or Firm* — Raymond Y. Chan; David and Raymond Patent Firm

(57) **CLAIM**

The ornamental design for a gas tube rail mount, as shown and described.

DESCRIPTION

FIG. 1 is a perspective view of a gas tube rail mount showing my new design, illustrating the gas tube rail mount being coupled at a gas tube.

FIG. 2 is a front view thereof.

FIG. 3 is a rear view thereof.

FIG. 4 is a left view thereof.

FIG. 5 is a right view thereof.

FIG. 6 is a top view thereof.

FIG. 7 is a bottom view thereof; and,

FIG. 8 is a perspective view of the gas tube rail mount, illustrating the gas tube rail mount being coupled at the gas tube and a side rail mount being coupled at the gas tube rail mount.

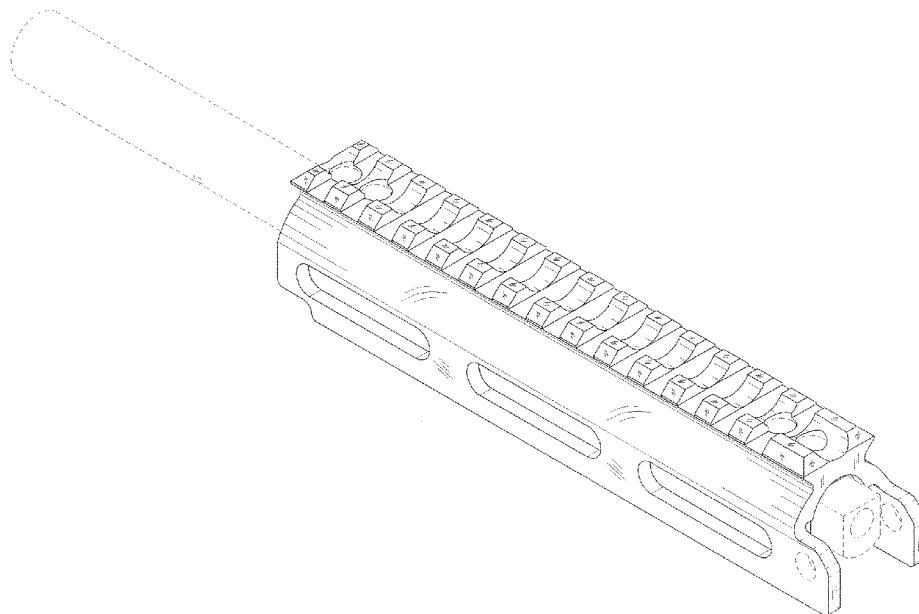
The broken line portion of the figure drawings is included to show unclaimed subject matter only and forms no part of the claimed design.

1 Claim, 5 Drawing Sheets

(56) **References Cited**

U.S. PATENT DOCUMENTS

8,161,864	B1*	4/2012	Vuksanovich	89/191.01
8,863,426	B1*	10/2014	Zinsner	42/71.01
8,931,196	B1*	1/2015	Larue	42/71.01
2008/0301994	A1*	12/2008	Langevin et al.	42/71.01
2009/0178325	A1*	7/2009	Veilleux	42/117
2011/0083551	A1*	4/2011	Sirochman	89/191.01



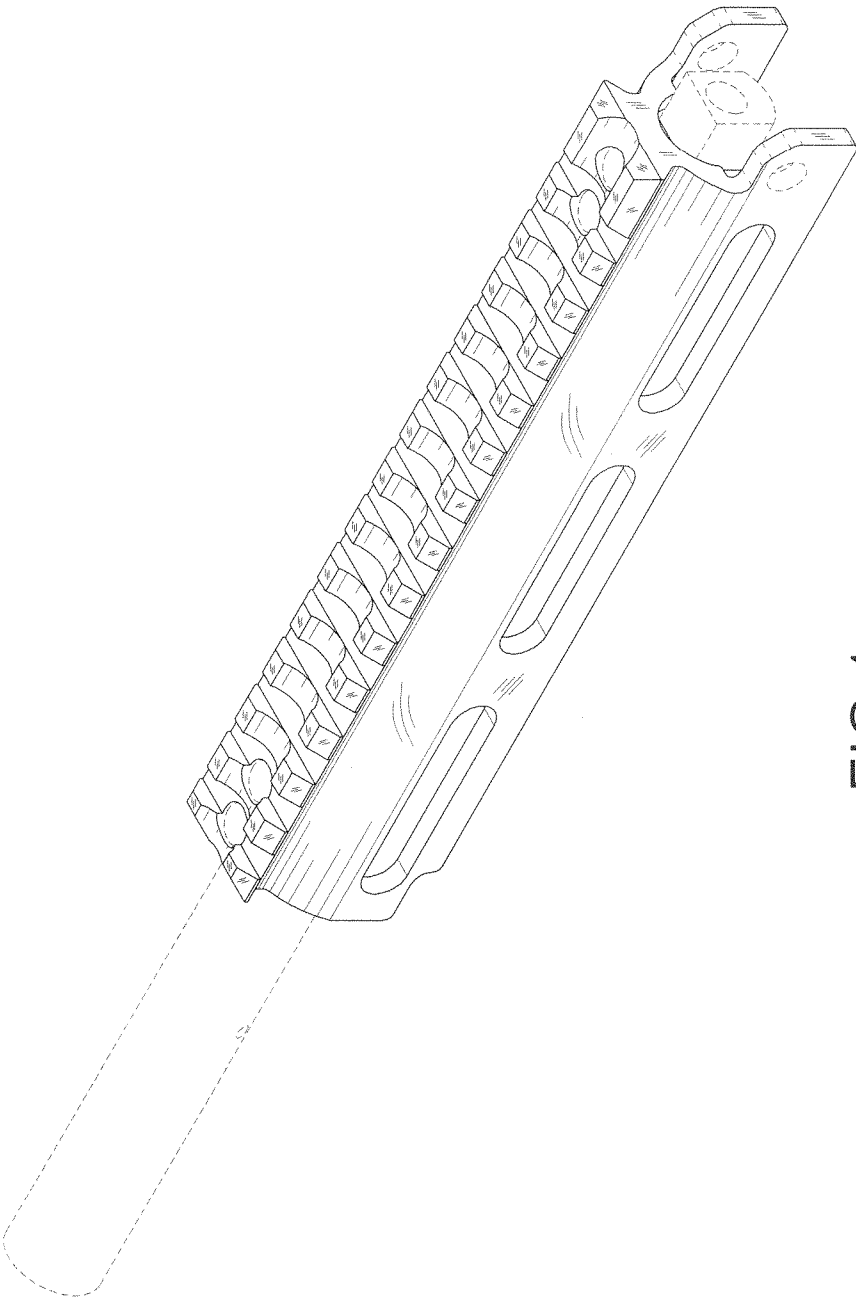


FIG.1

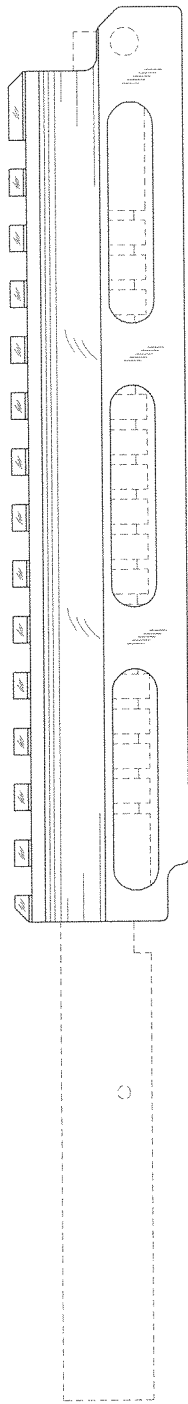


FIG. 2

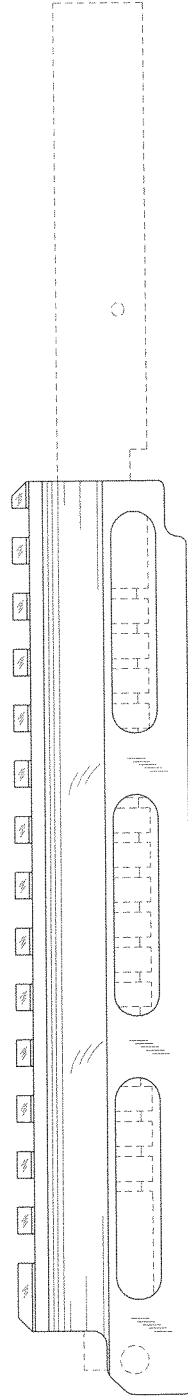


FIG. 3

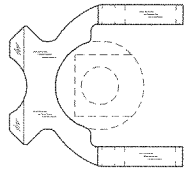


FIG.5

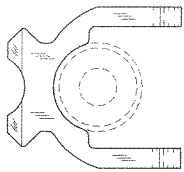


FIG.4

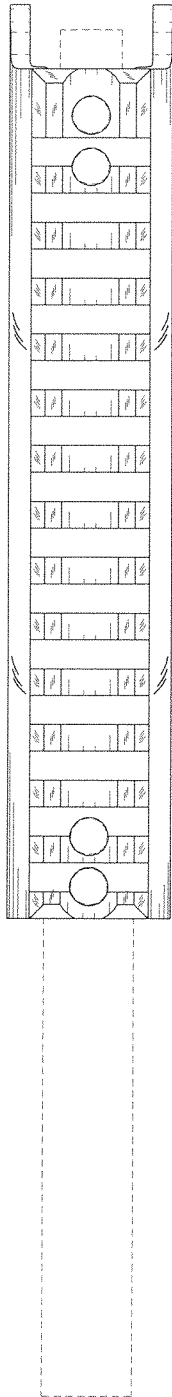


FIG. 6




FIG. 7

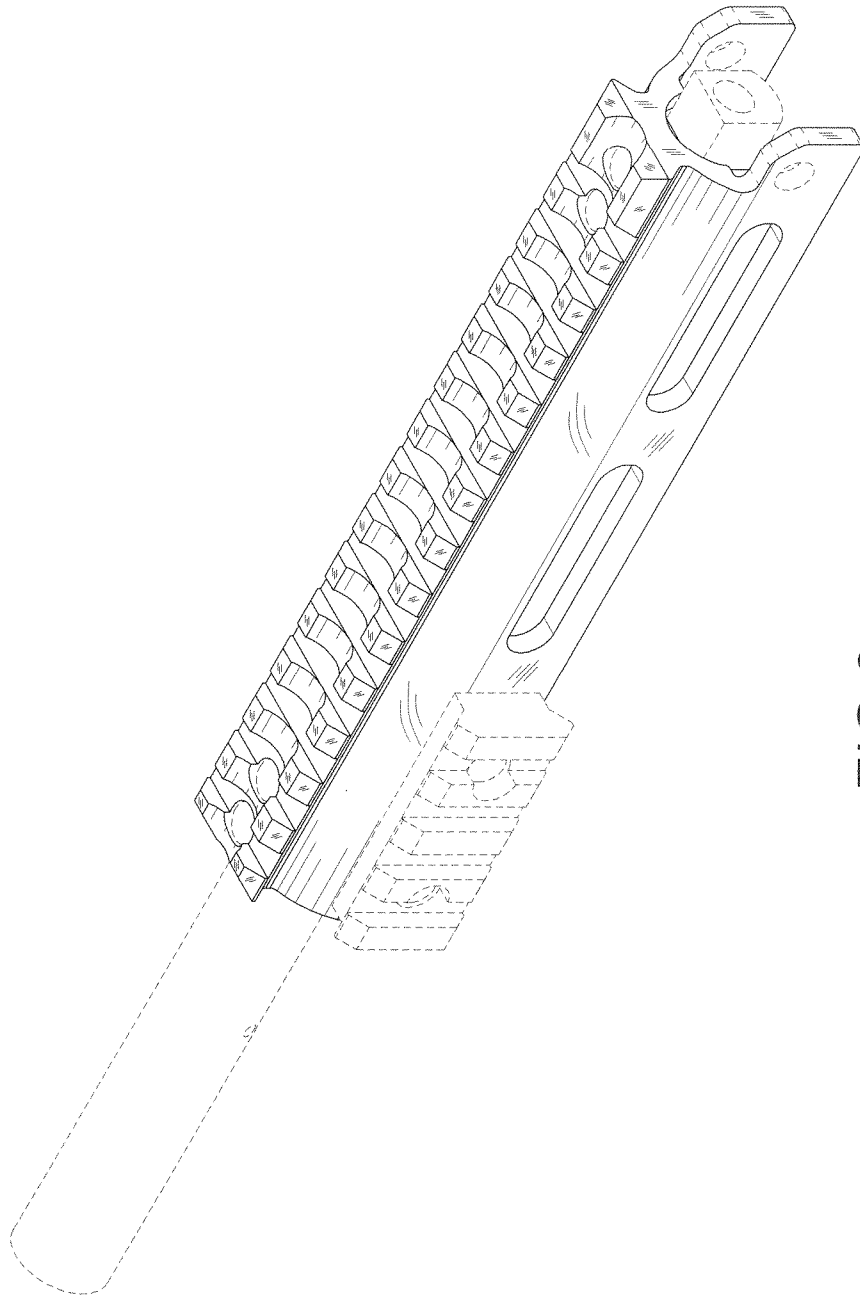


FIG.8