

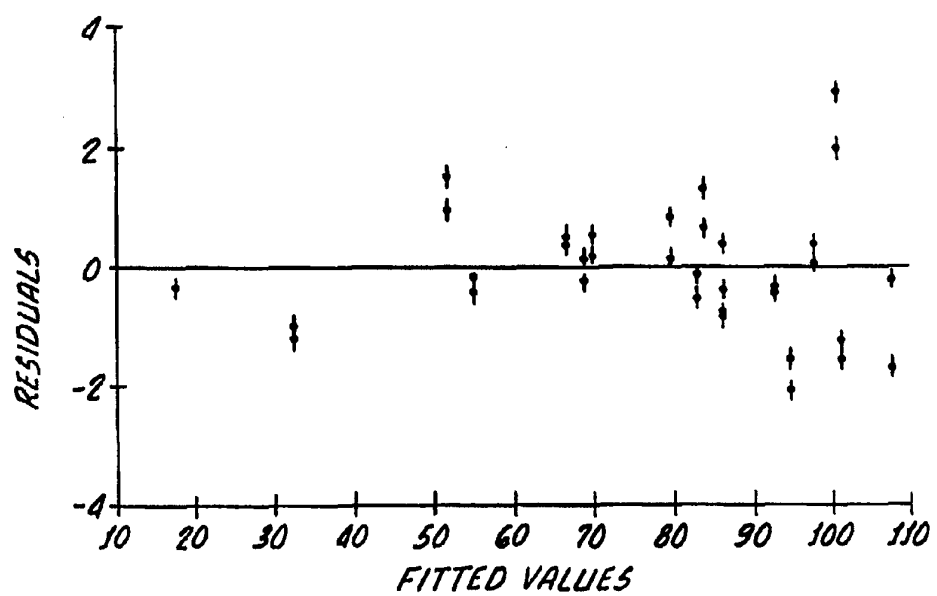


INTERNATIONAL APPLICATION PUBLISHED UNDER THE PATENT COOPERATION TREATY (PCT)

<p>(51) International Patent Classification ⁶ : A61K 47/32, 47/10</p>	<p>A1</p>	<p>(11) International Publication Number: WO 95/33489 (43) International Publication Date: 14 December 1995 (14.12.95)</p>
---	------------------	---

<p>(21) International Application Number: PCT/US95/07338 (22) International Filing Date: 7 June 1995 (07.06.95) (30) Priority Data: 08/255,094 7 June 1994 (07.06.94) US (71) Applicant: ALLERGAN, INC. [US/US]; 2525 Dupont Drive, P.O. Box 19534, Irvine, CA 92713-9534 (US). (72) Inventor: CHARU, Prakash, M.; 1757 North Mountainview Place, Fullerton, CA 92631 (US). (74) Agents: BARAN, Robert, J. et al.; Allergan, Inc., 2525 Dupont Drive, P.O. Box 19534, Irvine, CA 92713-9534 (US).</p>	<p>(81) Designated States: AM, AT, AU, BB, BG, BR, BY, CA, CH, CN, CZ, DE, DK, EE, ES, FI, GB, GE, HU, JP, KE, KG, KP, KR, KZ, LK, LR, LT, LU, LV, MD, MG, MN, MW, MX, NO, NZ, PL, PT, RO, RU, SD, SE, SI, SK, TJ, TT, UA, UZ, VN, European patent (AT, BE, CH, DE, DK, ES, FR, GB, GR, IE, IT, LU, MC, NL, PT, SE), OAPI patent (BF, BJ, CF, CG, CI, CM, GA, GN, ML, MR, NE, SN, TD, TG), ARIPO patent (KE, MW, SD, SZ, UG).</p> <p>Published <i>With international search report. Before the expiration of the time limit for amending the claims and to be republished in the event of the receipt of amendments.</i></p>
---	---

(54) Title: STABLE GEL FORMULATION FOR TOPICAL TREATMENT OF SKIN CONDITIONS



(57) Abstract

The present invention provides a stable gel formulation for topical treatment of skin conditions in humans. The stable gel formulation includes an active agent, having activity for treatment of acne and psoriasis, which is insoluble in water and a plurality of nonaqueous vehicles for both solubilizing said active agent and forming a gel therewith enabling topical application of the gel to a skin condition. The plurality of vehicles are each present in amounts, and in combination, to control release of the active agent from the gel to the skin condition.

FOR THE PURPOSES OF INFORMATION ONLY

Codes used to identify States party to the PCT on the front pages of pamphlets publishing international applications under the PCT.

AT	Austria	GB	United Kingdom	MR	Mauritania
AU	Australia	GE	Georgia	MW	Malawi
BB	Barbados	GN	Guinea	NE	Niger
BE	Belgium	GR	Greece	NL	Netherlands
BF	Burkina Faso	HU	Hungary	NO	Norway
BG	Bulgaria	IE	Ireland	NZ	New Zealand
BJ	Benin	IT	Italy	PL	Poland
BR	Brazil	JP	Japan	PT	Portugal
BY	Belarus	KE	Kenya	RO	Romania
CA	Canada	KG	Kyrgystan	RU	Russian Federation
CF	Central African Republic	KP	Democratic People's Republic of Korea	SD	Sudan
CG	Congo	KR	Republic of Korea	SE	Sweden
CH	Switzerland	KZ	Kazakhstan	SI	Slovenia
CI	Côte d'Ivoire	LI	Liechtenstein	SK	Slovakia
CM	Cameroon	LK	Sri Lanka	SN	Senegal
CN	China	LU	Luxembourg	TD	Chad
CS	Czechoslovakia	LV	Latvia	TG	Togo
CZ	Czech Republic	MC	Monaco	TJ	Tajikistan
DE	Germany	MD	Republic of Moldova	TT	Trinidad and Tobago
DK	Denmark	MG	Madagascar	UA	Ukraine
ES	Spain	ML	Mali	US	United States of America
FI	Finland	MN	Mongolia	UZ	Uzbekistan
FR	France			VN	Viet Nam
GA	Gabon				

STABLE GEL FORMULATION FOR TOPICAL TREATMENT OF SKIN
CONDITIONS

5 The present invention generally relates to pharmaceutical preparations and more specifically relates to stable gels for topical treatment of both acne and psoriasis in humans.

10 Acne is a relatively common inflammatory disease afflicting the skin. The severity of the disease ranges from a more or less superficial disorder to inflammatory conditions in which bacterial invasions occur causing inflamed and infected sacs to appear.
15 Most activity occurs where sebaceous glands are the largest, most numerous and of course most active. Left untreated, the acne lesions may become extensive and leave permanent disfiguring scars.

20 The cause of acne is increased activity of the sebaceous glands and the epithelial tissue lining the infundibulum. The increased activity of the sebaceous glands produces more sebum which consists of free and esterified fatty acids as well as unsaponifiable lipid
25 components which results in increased skin oiliness.

 In inflammatory acne, the initial inflammation of hair follicle walls results from the presence of free fatty acids derived from the sebum. In the presence
30 of bacterial lipolytic enzymes, triglycerides of the sebum are split, releasing the fatty acids. The normal bacterial flora in the sebaceous duct produce the enzymes responsible for splitting the triglycerides.

35

Current treatments for acne include comedolytics, exfoliants, oral and topical bacteriostatics, as well as systemic antibiotics. Ideally, topical formulations for the treatment of acne should be compounded with little or no oil in the formulation and should not leave any oil film on the skin to compound the condition.

Psoriasis, on the other hand, is a chronic, hereditary, recurrent papulosquamous dermatosis typically involving the scalp and extensor surfaces of the limbs, especially the elbows, knees and shins. The distinctive lesion of psoriasis is a vivid red macule, papule or plaque covered almost to its edge by silvery lamellated scales. Psoriasis is further characterized by accelerated epidermal proliferation, leading to excessive scaling of the skin due to the fact that psoriatic skin loses water eight to ten times faster than normal skin. For this reason, topical treatment thereto typically contains oils which are best suited for moisturizing the skin.

The present invention is directed to a formulation and a method of producing a formulation in gel form that does not contain any oil and therefore meets the requirements of treatment and also offers a high moisturizing factor for psoriatic treatment. Effectiveness of an active agent for treatment of acne and psoriasis is, of course, dependent upon the availability of the agent for affected areas when applied in a topical manner. That is, the formulation must not only incorporate sufficient active agent to properly treat the condition but also the release of the active agent from the formulation is an absolute necessity.

In accordance with the present invention, a gel formulation has been developed which is suitable for treatment of both acne and psoriasis which incorporates vehicles for both solubilizing the active agent and for controlling release of the active agent from the gel to the skin condition.

SUMMARY OF THE INVENTION

In accordance with the present invention, a stable gel formulation for topical treatment of skin conditions in humans is used as an active agent having activity for treatment of acne and psoriasis and is insoluble in water. In combination therewith is a plurality of nonaqueous vehicles for both solubilizing the active agent and forming a gel therewith. The nonaqueous vehicles enable topical application of the gel to a skin condition with the vehicles each being present in amounts, in combination, to control the release of the active agent from the gel to the skin condition.

Other combinations of the vehicles provide a means to maximize the solubility of the active agent in the gel.

More particularly, the formulation comprises three vehicles and the active agents comprises a synthetic retinoid, preferably Ethyl-6-[2-(4,4-dimethylthiochroman-6-yl)nicotinate or any of the other synthetic retinoids disclosed in U.S. Patents 4,739,098; 4,923,884; 4,810,804; 5,013,744; 4,895,868; 5,006,550; 4,992,468; 5,149,705; 5,202,471; 5,130,335; and 5,134,159, these patents being incorporated into the present application by this specific reference thereto.

Vehicles are used to both solubilize the active agent and form a gel and preferably comprise Polysorbate 40 (a polyhydroxy organic compound), Poloxamer 407 and Hexylene glycol.

5

More specifically, the present invention provides a stable gel formulation having an effective amount of a compound having the formula: Ethyl-6-[2-(4,4-dimethylthiochroman-6-yl)]nicotinate, (sometimes hereinafter referred to as AGN) for treating acne in a pharmaceutical carrier comprising water, edetate disodium, ascorbic acid, Carbomer 934P, Poloxamer 407, polyethylene glycol, Polysorbate 40, hexylene glycol, butylated hydroxytoluene, butylated hydroxyanisole, benzyl alcohol, and tromethamine.

10
15

A method in accordance with the present invention for preparing a formulation for topical treatment of both acne and psoriasis includes the steps of mixing purified water, edetate disodium, ascorbic acid and Carbomer 934P (a polyacrylic acid) until the carbomer is dispersed to form a part I, mixing purified water, Poloxamer 407 to form a part II and adding part II to part I while homogenizing same.

20
25

The method further includes mixing polyethylene glycol, Polysorbate 40, hexylene glycol, butylated hydroxytoluene and butylated hydroxyanisole and heating to dissolve same. Thereafter, the heated mixture is cooled to room temperature and benzyl alcohol and Ethyl-6-[2-(4,4-dimethylthiochroman-6-yl)]nicotinate are added thereto to form a part III.

30

Purified water is mixed with tromethamine to form part IV and part III is added to parts I and II while stirring before part IV with mixing until homogeneous.

35

BRIEF DESCRIPTION OF THE DRAWINGS

The advantages and features of the present invention will be better understood by the following description when considered in conjunction with the accompanying drawings indicated as follows:

5

Figure 1: Plot of residuals vs. fitted values for the solubility data;

10

Figure 2: Normal plot of residuals for the solubility data;

Figure 3: Effect of transformation of the response (solubility data);

Figure 4: Response surface fitting the solubility data (with hexylene glycol);

15

Figure 5: Effect of square root of time on % drug released from gels 1 through 6;

Figure 6: Effect of square root of time on % drug released from gels 7 through 10;

20

Figure 7: Effect of square root of time on % drug released from gels 11 through 14;

Figure 8: Effect of square root of time on % drug released from gels 15 through 18;

Figure 9: Plot of residuals vs. fitted values for the release data;

25

Figure 10: Normal plot of residuals for the release data;

Figure 11: Effect of transformation of the response (release data);

30

Figure 12: Response surface fitting the release data (with hexylene glycol);

Figure 13: Correlation between release rate of drug from gels and the square root of drug solubility;

35

Figure 14: Release profiles comparing drug release from the prototype gel (H) to drug release from a saturated solution; and

Figure 15: Release profiles showing the effect of increasing the concentration of drug in the gel vehicle on the release rate, 0.025%, 0.05%, and 0.1%.

5

DETAILED DESCRIPTION

The following factors must be taken into consideration in the formulation of a suitable pharmaceutical preparation for the treatment of acne and psoriasis:

10

Formulation and Patient Compliance Issues

- Nonirritating and nonstaining
- Odor-free
- 15 • Nonoily and nondrying
- Water washable
- Easy application and storage
- Ingredient labeling

20

Formulation Issues

- Development of only one formula for both acne and psoriasis
- Local drug delivery and little systemic effect
- 25 • Ease of scaleup
- Stability for a minimum of two years
- Use of safe and compendial excipients
- Paraben-free formulation
- Propylene glycol-free formulation
- 30 • Drug having minimal affinity for the base
- Alcohol-free formulation
- Oil-free formulation
- Formula showing minimal placebo effect
- Some portion of drug in solution for immediate release
- 35

- Irritation levels comparable to other marketed retinoids

5 It has been found that the compound Ethyl-6-[2-(4,4-dimethylthiochroman-6-yl]nicotinate is active in the treatment of acne and psoriasis. However, the solubility of AGN 190168 in water is extremely low. The solubility of Ethyl-6-[2-(4,4-dimethylthiochroman-6-yl]nicotinate in various solutions at $35^{\circ} \pm 0.5^{\circ}\text{C}$ is
10 shown in Table I.

Table I.

Solubility of AGN in Various
Aqueous Solutions at 35° ±0.5°C

Aqueous Mixtures (v/v)	Avg. Solubility (mg/ml)
100% Water	Not Detected
20% Ethanol/Water	Not Detected
40% Ethanol/Water	0.1472 ± 0.0209
60% Ethanol/Water	2.2235 ± 0.000780%
40% Ethanol/Water	0.1472 ± 0.0209
80% Ethanol/Water	8.2248 ± 0.2206
20% PEG-400/Water	Not Detected
40% PEG-400/Water	0.0044 ± 0.0005
60% PEG-400/Water	0.0896 ± 0.0011
80% PEG-400/Water	2.1628 ± 0.0899
1% Oleth-20/Water	0.0733 ± 0.0030
2% Oleth-20/Water	0.1492 ± 0.0006
4% Oleth-20/Water	0.3112 ± 0.007
96% Oleth-20/Water	0.4352 ± 0.0011
0.07% Polysorbate 40	0.0037 ± 0.0006
0.15% Polysorbate 40	0.0092 ± 0.0014
0.30% Polysorbate 40	0.0183 ± 0.0018
0.50% Polysorbate 40	0.0332 ± 0.0003

As hereinabove noted, a solution dosage form containing AGN is not desirable in view of the aqueous content, the difficulty in handling the solution, and application to skin. A cream formulation is feasible but the oil utilized therein is also not suitable for acne treatment as hereinabove noted.

The formulation in accordance with the present invention includes a number of ingredients as set forth in Table II.

Table II
 Ingredients Used in Formulation of an AGN Gel

5	INGREDIENT	FUNCTION
	AGN	Drug
	Purified water	Excipient
	Edetate Disodium	Stabilizer
	Ascorbic acid	Stabilizer
10	Carbomer 934P	Thickening agent
	Poloxamer 407	Surfactant
	PEG-400	Co-solvent
	Polysorbate 40	Surfactant
	Hexylene glycol	Co-solvent
15	Butylated hydroxytoluene	Stabilizer
	Butylated hydroxyanisole	Stabilizer
	Benzyl alcohol	Preservative
20	Triethanolamine/ Tromethamine	Neutralizer

Rationale For Selection of Excipients

The rationale for selecting the excipients used in the AGN topical gel is outlined below.

PEG 400: Polyethylene glycol 400 is used in AGN topical gel formulation as a solvent to solubilize the active drug, AGN. Solubility of AGN in PEG 400 is 2.2 mg/mL. At ambient conditions PEG 400 is a liquid which is completely miscible with water, and the topical formulations can be compounded easily. PEG 400 is chemically stable and does not support microbial growth. PEG 400 is hygroscopic and topical formulations prepared with PEG 400 do not dry on skin readily after application. The following marketed Rx products in USA contain PEG 400 as excipient: Retin A

-10-

Liquid[®], Lotrimin[®] solution[®], Cleocin T[®] gel, Halotex[®] 1% Cream, Halog[®] 0.1% ointment, and Mycelex[®] solution. PEG 400 is a component of "Polyethylene glycol ointment NF".

5

Carbomer 934P is used as a viscosity builder in AGN topical gel formulations. Carbomer 934P has the ability to produce high viscosities at low concentration after neutralization, with much greater lot to lot consistency than the natural gums and does not support microbial growth. Carbomer 934P gels show good plastic flow properties, having a significant yield value (commonly defined as initial resistance to flow under applied stress). AGN topical gel, prepared with carbomer 934P, shows acceptable thickness and spreads evenly on application to the skin.

10

15

Eдетate disodium is used in AGN topical gels as a chelating agent for the stabilization of the overall formulation. Trace amounts of iron and other transition metals are known to degrade carbopol resins (used as a thickener) and PEG 400 (used as solvent) in AGN gel. Eдетate disodium is used to sequester traces of metal ions which would catalyze oxidation of AGN and ascorbic acid used in the formulation. Aqueous solutions of Polysorbate 40 are known to undergo autoxidation as well.

20

25

Polysorbate 40 is used as surfactant to solubilize the AGN. Polysorbate 40 is liquid at ambient conditions and miscible with PEG 400-water mixtures and does not cloud the solution. Polysorbate 40 has an HLB value of 15.6 and this high HLB value surfactant is selected to solubilize AGN in PEG 400.

30

35

-11-

Poloxamer 407 is used as a surfactant in the water phase of the AGN gel formulation. Poloxamer 407 is water soluble and has an HLB value of 20.

5 Hexylene glycol is miscible with water-PEG 400 mixtures and is used as a cosolvent to solubilize AGN along with PEG 400.

10 Tromethamine is used to neutralize Carbomer 934P and as a pH adjuster while manufacturing AGN topical gel.

15 Ascorbic acid is used as an antioxidant and is added to the water phase while manufacturing AGN topical gel. Laboratory formulation of AGN prepared without ascorbic acid shows poor stability.

20 Benzyl alcohol is used along with PEG 400 and Polysorbate 40 to solubilize the active AGN. Benzyl alcohol is also used as preservative.

25 Butylated hydroxytoluene, butylated hydroxyanisole are used in the AGN topical gel formulation as antioxidants protecting the overall product from residual peroxides found in excipients. These antioxidants are not water soluble and are added to the PEG 400 phase while manufacturing. Alcoholic solutions containing AGN are stabilized by BHT (preformulation report).

30 Nitrogen, as inert gas, is used while manufacturing AGN topical gel to reduce any potential for autoxidation of the active ingredient and other excipients.

35

Purified Water is used as the vehicle in the AGN topical gel formulation.

5 Typical concentration of each ingredient in the gel is shown in Table III.

Table III.

10 Concentration (% w/w) of ingredients in the 0.1% AGN Topical Gel
(Formula 8606X)

INGREDIENT	FUNCTION	CONCENTRATION % W/W
AGN	Drug	0.1
15 Purified water	Excipient	49.25
Edetate Disodium	Stabilizer	0.05
Ascorbic acid	Stabilizer	0.05
Carbomer 934P	Thickening agent	1.25
Poloxamer 407	Surfactant	0.2
20 PEG-400	Co-solvent	45.0
Polysorbate 40	Surfactant	0.2
Hexylene glycol	Co-solvent	2.0
Butylated hydroxytoluene	Stabilizer	0.05
Butylated hydroxyanisole	Stabilizer	0.05
25 Benzyl alcohol	Preservative	1.0
Triethanolamine/ Tromethamine	Neutralizer	0.8

30 The ingredients are combined together to make the following four parts:

-13-

Part I:

	<u>INGREDIENT</u>	<u>FUNCTION</u>
	Purified water	Excipient
	Edetate Disodium	Stabilizer
5	Ascorbic acid	Stabilizer
	Carbomer 934P	Thickening agent

Part II:

	Purified water	Excipient
10	Poloxamer 407	Surfactant

Part III:

	PEG-400	Co-solvent
	Polysorbate 40	Surfactant
	Hexylene glycol	Co-solvent
15	Butylated hydroxytoluene	Stabilizer
	Butylated hydroxyanisole	Stabilizer
	Benzyl alcohol	Preservative
	AGN	Drug

Part IV:

	Purified water	Excipient
	Tromethamine	Neutralizer

Procedure for Preparing the Gel

25 The procedure for preparation of the gel is as follows:

1. The ingredients in part I are mixed with low speed homogenization until the carbomer is dispersed.
2. The ingredients in part II are mixed.
- 30 3. Part II is added to part I and the mixture is homogenized.
4. The first four ingredients in part III are combined and heated to 65 degrees Centegrade until all compounds are dissolved.

-14-

5. The mixture is allowed to cool to room temperature. Then benzyl alcohol and the drug are slowly combined while mixing (in the yellow room).

6. Part III is added to Part I/II while stirred
5 using a low speed homogenizer.

7. The ingredients in part IV are combined and added to the above mixture and mixed until homogeneous.

10 It has been found that three vehicles influenced drug solubility and release; namely, polysorbate 40, poloxamer 407, and hexylene glycol. Using experimental design, variations of the gel were formulated which contained polysorbate 40 and poloxamer 407, each
15 at three levels, and hexylene glycol at two levels. Based on this 2×3^2 factorial design, eighteen variations of the gel were formulated and the effect of surfactant and co-solvent concentration on drug solubility and *in vitro* release were evaluated.

20

Materials

Ethyl-6-[2-(4,4-dimethylthiochroman-6-yl)nicotinate (available from SK&F, Cambridge),
25 Ascorbic acid, USP (Hoffman-La Roche), Benzyl alcohol, NF (Akzo), Butylated hydroxyanisole, NF (Penta), Butylated hydroxytoluene, NF (Penta), Carbomer 934P, NF (Carbopol 974P, B.F. Goodrich), Edetate Disodium, USP (Akzo), Ethyl alcohol (Quantum Chemical Corp.),
30 Hexylene glycol, NF (Union Carbide), Poloxamer 407, NF (BASF), Polyethylene glycol 400, NF (Union Carbide), Polysorbate 40, NF (ICI), Purified water, USP, Silastic® medical grade sheeting (Dow Corning Wright), Tromethamine, USP, (American Biorganic).

35

Equipment

5 Brookfield counter rotating mixer (Brookfield Engineering laboratories Inc.), Nova II Hot plate/stirrer, (Baxter).

Diffusion Apparatus

10 Cassette[®] pump drive unit (Manostat), Posi Bloc[™] Diffusion cell heater (Crown glass company, Inc.), Retriever IV fraction collector (ISCO, Inc.), Teflon[®] flow-thru diffusion cells (Crown Glass Company, Inc.).

Chromatography Instrumentation

15 116 programmable solvent module (Beckman), 166 Detector (Beckman), Beckman Ultrasphere XL HPLC column, 4.6 mm x 7.0 cm (Beckman), Auto-injector WISP[™] model 712 (Waters).

20

μVAX[®] Software

Access Chrom[®] data collection system (Perkin-Elmer Nelson), RS/Discover[®] (BBN software).

25

MethodsPreparation of Experimental Gels

30 The ingredients used in the prototype gel (formula 8606X) are shown in Table III. Based on experimental design, variations of the prototype gel were prepared which contained different concentrations of three ingredients present in the gel; polysorbate 40 (PS), poloxamer 407 (PX), and hexylene glycol (HG).
35 The purpose was to study the effect of these factors on the release rate and solubility of AGN in the

vehicle of the gels. The procedure for the preparation of the gels is described in the formulation record.

5 Experimental Design

Experimental design was used to determine the number of formulations necessary to provide the desired information in the most efficient way. The variables studied were the concentrations of hexylene glycol, poloxamer 407, and polysorbate 40. Hexylene glycol was studied at 2 levels and each of the surfactants was studied at 3 levels. Therefore, a 2×3^2 factorial design was produced which required the preparation of 18 formulations. Table IV shows the actual concentrations used for each of these ingredients. For all ingredients, the concentration of 0 indicates that the ingredient is not present.

20 Table IV.

The Levels of Poloxamer 407, Polysorbate 40, and Hexylene Glycol Used in the Preparation of Various Experimental Gels

25

INGREDIENT	CONCENTRATION (% W/W)		
Poloxamer 407	0	0.2	0.4
Polysorbate 40	0	0.2	0.4
Hexylene glycol	0		2

30

The experimental design is shown in Table V. This design required the preparation of 18 gels containing all possible combinations of the surfactants and co-solvent at the desired levels. Since the prototype gel (gel B) represented one of the gels, it was necessary to formulate 17 other gels.

35

Table V.

The 2x3² Factorial Design Used to Prepare the Various Experimental Formulations of the Prototype Gel (Gel B)

5
10
15
20
25

Gel	Hexylene Glycol	Polysorbate 40	Poloxamer 407
10	0.0	0.0	0.0
11	0.0	0.0	0.4
8	0.0	0.0	0.2
12	0.0	0.4	0.0
18	0.0	0.4	0.4
15	0.0	0.4	0.2
9	0.0	0.2	0.0
16	0.0	0.2	0.4
7	0.0	0.2	0.2
3	2.0	0.0	0.0
5	2.0	0.0	0.4
1	2.0	0.0	0.2
6	2.0	0.4	0.0
17	2.0	0.4	0.4
14	2.0	0.4	0.2
2	2.0	0.2	0.0
13	2.0	0.2	0.4
B	2.0	0.2	0.2

Solubility of AGN in the Gels

To determine the saturated solubility of the drug in the vehicle of each of the 18 gel formulations, solvent systems containing the same ingredients as the gels were prepared. The saturated solubility was determined once in solutions of the vehicle without carbomer and base, and another time by substituting propionic acid for carbomer in order to ease filtration of the solution while keeping the ionic strength

of the solution as close to that of the gel as possible. The solutions were filtered through a 0.45 μ m filter to remove any crystals which may have formed. The resulting solutions were then diluted and their
5 drug content was assayed using High Performance Liquid Chromatography (HPLC) as described in Method HL036.

Release of AGN from the Gels

10 The release of AGN through each of the 0.1% gels was studied using a previously developed release method. The collected fractions were then assayed directly using HPLC Method HL036.

15 Slopes of the Release Profiles

The data generated from the assay of the collected fractions for each gel were used to plot the release profile of the drug as the % drug released vs.
20 square root of time. For each release profile, the slope of the linear region containing at least 6 points was calculated using linear regression. The standard deviation and correlation coefficient of each slope was also calculated.

25

Analysis of Solubility and Release Data

The saturated solubility values, and slopes of the line obtained from the plot of % drug released vs.
30 square root of time for each gel were analyzed statistically. The difference between the slopes and solubilities from gel to gel were studied using a two tailed t-test to find the gels which resulted in significantly different values. RS/Discover[®] was used
35 to calculate equations which fit the data and to construct response surfaces.

Maximizing Solubility and Release

5 The resulting slope and solubility data were also
analyzed using RS/Discover® in order to maximize these
responses. Initially the slope was maximized to find
the gel exhibiting maximum drug release, then solubil-
ity was maximized in order to find the gel which had
the highest drug solubility. Finally, both solubility
and slope were simultaneously maximized to find the
10 gel which provided optimum drug release and solubil-
ity.

Effect of Drug Particle Solubility on Drug Release

15 From the solubility data it is apparent that
approximately 90% of the drug is present in the
aqueous based gel in the form of solid particles. In
order to determine if the rate of dissolution of the
particles is limiting the rate of drug release, the
20 data obtained from the *in vitro* release study was
analyzed.

Effect of Membrane on Drug Release

25 In order to investigate the possibility of the
silicone membrane being rate limiting, the slope of
the release profile for drug diffusion through the gel
was compared to the slope of the release profile
obtained from a saturated solution of the drug.

30

Effect of Drug Concentration on Release Rate

A release study showing the affect of drug
concentration on the *in vitro* release of AGN from
35 three gel formulations was conducted. The three gels
were formula 8606X (0.1%), 8607X (0.05%), and 8649X

(0.025%), and plots of amount of drug release vs. square root of time were compared.

Results and Discussion

5 Solubility of AGN in the Gels

The solubility of the drug was determined in the vehicle of the prototype gel (gel B), and all the other formulated gels in order to investigate the effect of the surfactants and cosolvent addition on drug solubilization in the gel. The solubility values obtained using the two methods (without carbomer and base vs. with propionic acid and base) were not significantly different. The drug solubility values obtained using propionic acid instead of carbomer are shown in Table VI.

Statistical Analysis of the Solubility Data

20 It was of interest to determine if the amount of surfactant in the reference gel B (PS=0.2, PX=0.2, HG=2) had resulted in a significant increase in drug solubility. Therefore, a student's t-test was performed to compare the solubility of drug in gel B to the solubility in the two gels without surfactant. These two gels were gel 3 (PS=0, PX=0, HG=2), and gel 10 (PS=0, PX=0, HG=0). The only difference between gels 3 and 10 were the concentration of hexylene glycol. The t-test (Table VII) indicated that the addition of surfactant had resulted in a significant increase in drug solubility. Eight gels had solubility values which were not significantly different from the reference gel. These gels were #5, 6, 11, 12, 13, 16, 17, and 18 which contained the highest level of surfactants (Table V).

Table VI.

The Solubility of AGN in the Vehicle of the Various Formulated Gels (Propionic Acid Was Substituted for Carbomer)

	%Hexylene glycol	%Polysorbate 40	%Poloxamer 407	Solubility (mg/ml)
5	0	0.0	0.0	0.0145±0.0003
	0	0.0	0.2	0.0679±0.0044
10	0	0.0	0.4	0.0874±0.0066
	0	0.2	0.0	0.0523±0.0027
	0	0.2	0.2	0.0697±0.0032
	0	0.2	0.4	0.0800±0.0040
	0	0.4	0.0	0.0893±0.0088
15	0	0.4	0.2	0.0775±0.0008
	0	0.4	0.4	0.0867±0.0060
	2	0.0	0.0	0.0209±0.0017
	2	0.0	0.2	0.0737±0.009
	2	0.0	0.4	0.0863±0.0026
20	2	0.2	0.0	0.0759±0.0035
	2	0.2	0.2	0.0938±0.0001
	2	0.2	0.4	0.1020±0.0029
	2	0.4	0.0	0.0980±0.0117
	2	0.4	0.2	0.1300±0.0062
25	2	0.4	0.4	0.1180±0.0038

Table VII.

Student's T-Test Comparing Drug Solubility in the Vehicle of the Prepared Gels to Solubility in Gel B

Gels	Solubility (mg/ml)	Std. Dev.	P Value (2 TAIL)	Difference
1	0.073700	0.00086	0.024822	Significant
2	0.075859	0.00351	0.040707	Significant
3	0.020875	0.00175	0.002689	Significant
5	0.086249	0.00257	0.113846	Not significant
6	0.097950	0.01165	0.974439	Not significant
7	0.069730	0.00321	0.024199	Significant
8	0.067890	0.00448	0.026539	Significant
9	0.052275	0.00268	0.008625	Significant
10	0.014465	0.00029	0.002079	Significant
11	0.087410	0.00660	0.231684	Not significant
12	0.089315	0.00087	0.163089	Not significant
13	0.102035	0.00292	0.414257	Not significant
14	0.129750	0.00615	0.030781	Significant
15	0.077475	0.00088	0.034515	Significant
16	0.080015	0.00395	0.064712	Not significant
17	0.075105	0.00381	0.040134	Significant
18	0.086680	0.00597	0.193570	Not significant
Gel B	0.097621	0.00536	-	-

25

The solubility data were also analyzed with the use of RS/Discover® software and response surface methodology (RSM). The goal was to find the combination of polysorbate 40, poloxamer 407, and hexylene glycol concentrations which led to maximum drug solubility (within the range of studied factors). Once the data for the factors and responses were entered into the worksheet, a model was fit to the data. Table VIII shows the least squares coefficients. From the table it is clear that two of the interaction terms involving hexylene glycol are not significant. Therefore, these two terms were elim-

30

35

inated. The least square coefficients for the refined model are shown in Table IX.

Table VIII.

5 Least Squares Coefficients for Solubility

Term	Coeff.	Std. Error	Significance
1	76.911	2.122	
PS	17.140	2.599	
10 PX	13.896	2.599	
HG	7.438	2.122	
PS*PX	-20.475	3.183	0.0001
PS*HG	3.190	2.599	0.2295
15 PX*HG	-2.446	2.599	0.3545

Table IX.

20 Least Squares Coefficients for Solubility
(Refined Model)

Term	Coeff.	Std. Error	Significance
1	76.911	2.135	
PS	17.140	2.615	
25 PX	13.896	2.615	
HG	7.438	2.135	0.0015
PS*PX	-20.475	3.203	0.0001

30 The model became simpler. The equation which fits the data is:

$$\text{Solubility} = 76.91 + 17.14 \text{ PS} + 13.90 \text{ PX} + 7.44 \text{ HG} - 20.48 \text{ PS*PX}$$

35 The residual values are the difference between the observed values and the fitted values of the response associated with the model. RS/Discover® automatically studentizes the residuals so that they

have a constant variance of one. To check whether there is any relationship between the magnitude of the residuals and the fitted values of the response, a plot of absolute values of the studentized residuals versus the fitted values was constructed (Figure 1). Any type of relationship may indicate the need to transform the response. The plot suggests that there is no clear trend in the residuals and the model does not need to be refined.

A normal probability plot of the residuals shown in Figure 2 indicates that points on the plot fall very close to the line indicating that the model's residuals are normally distributed.

To determine if the model can be improved by transforming the response, the fit of the model is checked. RS/Discover® produces a graph indicating the possible transformations and their effects on the logarithm of the sum of squares of the residuals (Figure 3). The transformation that results in the smallest value for this number produces the best fit. Transformations below the dashed line are within the 95% confidence interval for the best transformation. Since the untransformed response is below the line, the response was not transformed.

A three-dimensional response surface is shown in Figure 4. In order to determine the factor levels which result in maximum drug solubility, optimization was performed. As seen in Table X, when preparing a gel which contains between 0 to 0.4 polysorbate 40, poloxamer 407, and hexylene glycol, a maximum solubility of 103.17 $\mu\text{g/ml}$ can be obtained with Polysorbate 40 at level 0.4, Poloxamer 407 at level 0.0, and hexylene glycol at level 2.

Table X.
Optimization of Drug Solubility

5

Factor	Range	Initial Setting	Optimal Value
Polysorbate 40	0 to 0.4	0.2	0.4
Poloxamer 407	0 to 0.4	0.2	0.0
Hexylene glycol	0 to 2	2	2
Response			
Solubility	Maximize	97.6 μ g/ml	103.17 μ g/ml

10

In vitro Release of Gels

15

Drug release was studied from all seventeen formulated gels as described previously. The release profiles for each gel were an average of six runs, and were plotted as % Drug released vs. Square root of time. The release profiles for these gels are shown in Figures 5-8.

20

Release Studies of Prepared Gels

25

From the plots of % Drug Released vs. Square Root of Time, it is seen that the average amount of drug released from 200 mg of any of the formulations was approximately 70% over a 44 hour period. The highest release rate was observed for the prototype gel which contained 0.2% polysorbate 40, 0.2% Poloxamer 407, and 2% hexylene glycol. The lowest release rate was observed with gel 3 (PS=0, PX=0, HG=2). The average variability observed within each run was approximately 5.56%.

30

35

Slopes of the Release Profiles

In order to compare the release rates of drug from each formulation, the slope of the linear portion of the plot of % Drug released vs. Square root of time was computed for each of the 18 gels. The value of the calculated slopes are shown in Table XI. The slope for each plot was obtained as an average of six runs and based on a correlation coefficient (R^2) > 0.94800.

Table XI.

Slope Values Calculated from the Release Profiles of the Formulated Gels

Gel #	Concentration (PS, PX, HG)	Slope \pm Std Dev.	R^2
B	(0.2, 0.2, 2)	13.5871 \pm 0.9982	0.9904
1	(0, 0.2, 2)	11.3446 \pm 0.2873	0.9483
2	(0.2, 0, 2)	10.1447 \pm 0.7870	0.9950
3	(0, 0, 2)	7.4477 \pm 0.2806	0.9924
5	(0, 0.4, 2)	9.9382 \pm 0.9804	0.9958
6	(0.2, 0, 2)	12.0523 \pm 1.5882	0.9833
7	(0.2, 0.2, 0)	11.9547 \pm 1.3305	0.9517
8	(0, 0.2, 0)	10.1429 \pm 0.5636	0.9947
9	(0.2, 0, 0)	10.0411 \pm 0.0055	0.9841
10	(0, 0, 0)	9.9340 \pm 0.3207	0.9954
11	(0, 0.4, 0)	10.3253 \pm 0.1522	0.9809
12	(0.4, 0, 0)	10745 \pm 0.4200	0.9922
13	(0.2, 0.4, 2)	9.6201 \pm 0.1916	0.9869
14	(0.4, 0.2, 2)	11.4951 \pm 0.3704	0.9869
15	(0.4, 0.2, 0)	11.1432 \pm 0.2825	0.9928
16	(0.2, 0.4, 0)	10.8250 \pm 1.1877	0.9920
17	(0.4, 0.4, 2)	11.8246 \pm 0.5878	0.9872
18	(0.4, 0.4, 0)	11.4089 \pm 0.6560	0.9798

Statistical Analysis of Slope Data

As with drug solubility, it was of interest to determine if the amount of surfactant in the reference gel B (PS=0.2, PX=0.2, HG=2) had resulted in a significant increase in drug release. Therefore, a student's t-test was performed to compare the release rate of drug in gel B to the release rate from the two gels without surfactant; gel 3 (PS=0, PX=0, HG=2), and gel 10 (PS=0, PX=0, HG=0). The t-test (Table XII) indicated that the addition of surfactant had resulted in a significant increase in the release of the drug from gel B. In addition, the t-test revealed that the release of drug from the reference gel was significantly higher than most gels except gel 6 (0.4,0,2), gel 7 (0.2,0.2,0), and gel 17 (0.4,0.4,2).

Table XII.

Student's t-test Comparing Drug Release (Slopes)
from the Prepared Gels to Release from Gel B

5

GELS	Slope	Std Dev.	R2	P value (2 TAIL)	Difference
1	11.3446	0.28734	0.94829	0.002510	Significant
2	10.1447	0.78707	0.98923	0.001860	Significant
3	7.4477	0.28062	0.98156	0.000002	Significant
5	9.9382	0.98045	0.99042	0.000440	Significant
6	12.0523	1.58828	0.98332	0.138900	Not significant
7	11.9547	1.33048	0.95172	0.103840	Not significant
8	10.1429	0.56364	0.99466	0.003750	Significant
9	10.0411	0.00545	0.98414	0.002780	Significant
10	9.3390	0.32071	0.99544	0.002530	Significant
11	10.3253	0.15223	0.98089	0.004220	Significant
12	10.2745	0.41097	0.99225	0.004210	Significant
13	9.6201	0.19163	0.98692	0.001610	Significant
14	11.4952	0.37036	0.98685	0.029800	Significant
15	11.1432	0.28253	0.99282	0.015770	Significant
16	10.8251	1.18767	0.99196	0.004400	Significant
17	11.8246	0.58781	0.98720	0.057890	Not significant
18	11.4089	0.65602	0.97977	0.028520	Significant
Gel B	13.5871	0.99825	0.99043	-	-

Next, the release data obtained from all the gels were analyzed using RS/Discover[®] software and response surface methodology (RSM). The goal was to find the combination of Polysorbate 40, Poloxamer 407, and hexylene glycol concentrations which led to maximum drug release within the range of studied factors.

A model containing interaction terms was fit to the release data. The equation is shown below. Table XIII shows the least squares coefficients.

$$\text{Slope} = 10.94 + 0.88 \text{ PS} + 0.38 \text{ PX} + 0.30 \text{ HG} - 0.42 \text{ PS}_{*}\text{PX} + 0.48 \text{ PS}_{*}\text{HG} + 0.04 \text{ PX}_{*}\text{HG}$$

Table XIII.

5

Least Squares Coefficients for Release Rate

Term	Coeff.	Std. Error	Significance
1	10.942	0.2174	
10 PS	0.884	0.2442	
PX	0.379	0.2648	
HG	0.304	0.2174	
PS*PX	-0.424	0.3440	0.2239
PS*HG	0.480	0.2842	0.0983
15 PX*HG	0.0438	0.2648	0.8695

20 From the Table it is observed that the interaction coefficients were not significant. Therefore, it was decided to divide the drug release data into two categories based on the amount of hexylene glycol present in the gels (HG=0 vs. HG=2). Each group was analyzed separately.

25 First, the release data from the nine gels not containing hexylene glycol were analyzed. A quadratic model was used to fit the release data. Table XIV shows the least squares coefficients. The equation is shown below:

30

$$\text{Slope} = 11.29 + 0.40 \text{ PS} + 0.34 \text{ PX} + 0.19 \text{ PS}_{*}\text{PX} - 0.31 \text{ PS}^2 - 0.66 \text{ PX}^2$$

Table XIV.

Least Squares Coefficients for Release Rate Data
(Gels not Containing Hexylene Glycol)

5

Term	Coeff.	Std. Error	Significance
1	11.286	0.4336	
PS	0.404	0.2482	
PX	0.338	0.2278	
PS*PX	0.185	0.3040	0.5511
PS ²	-0.309	0.3820	0.4297
PX ²	-0.659	0.4184	0.1348

10

15

As seen from the table, the interaction terms are not significant. Eliminating these terms leads to a linear model which does not fit the data well. This indicates that there is not sufficient data within the ranges studied to fit a suitable model. The equation which fits the data is:

20

$$\text{Slope} = 11.29 + 0.40 \text{ PS} + 0.34 \text{ PX}$$

25

The release data obtained from gels containing hexylene glycol at 2% were also fit using a quadratic model. The least squares coefficients are shown in Table XV.

30

It is observed that all the interaction terms are significant. The equation which fits the data is:

$$\text{Slope} = 13.20 + 1.16 \text{ PS} + 0.28 \text{ PX} - 0.88 \text{ PS*PX} - 1.02 \text{ PS}^2$$

Table XV.

Least Squares Coefficients for Release Rate Data
(Gels Containing 2% Hexylene Glycol)

Term	Coeff.	Std. Error	Significance
1	13.196	0.3977	
PS	1.160	0.2874	
PX	0.282	0.2857	
PS*PX	-0.878	0.3453	0.0179
PS ²	0.025	0.3484	0.0314
PX ²	-2.311	0.4365	0.0001

To determine whether there is any relationship between the magnitude of the residuals and the fitted values of the response, a plot of absolute values of the studentized residuals versus the fitted values was constructed (Figure 9). The plot suggests that there is no clear trend in the residuals and the model does not need to be refined.

A normal probability plot of the residuals shown in Figure 10 indicates that points on the plot fall very close to the line indicating that the model's residuals are normally distributed.

To determine if the model can be improved by transforming the response, the fit of the model is checked. The graph showing the possible transformations and their effects on the logarithm of the sum of squares of the residuals is shown in Figure 11. Transformations below the dashed line are within the 95% confidence interval for the best transformation. Since the untransformed response is below the line, the response is not transformed.

A three dimensional plot showing the effect of polysorbate 40 and Poloxamer 407 (when HG=2) on slope is shown in Figure 12.

5 In order to determine the levels of surfactants which result in maximum drug release rate, optimization is performed. As seen in Table XVI, when preparing a gel which contains between 0 to 0.4% polysorbate 40 and poloxamer 407, and 0 to 2% hexylene glycol, a
10 slope of 13.53 can be obtained with 0.32% polysorbate 40, 0.18% poloxamer 407, and 2% hexylene glycol.

Table XVI.

15 Optimization of Drug Release Rate

Factor	Range	Initial Setting	Optimal Value
Polysorbate 40	0 to 0.4	0.2	0.32
Poloxamer 407	0 to 0.4	0.2	0.18
Response			
Slope	Maximize	13.59	13.53

20 Correlation Between Solubility and Release

25 In order to investigate a possible correlation between drug solubility and the rate of drug release, a plot of slope of release profile vs. square root of solubility of drug in gel was constructed. The
30 highest correlation coefficient obtained was 0.5553 which was for drug solubility in solutions without carbomer or base (Figure 13). Therefore, it was concluded that within the range of surfactant and co-solvent studied there was no correlation observed
35 between drug release and solubility.

Maximizing Solubility and Release

5 The final statistical analysis involved the simultaneous optimization of the two responses studied; drug solubility and release rate. This analysis was performed in order to identify the concentration of the two surfactants and cosolvent which could be used in producing a gel with maximum solubility and release. RS/Disccover® does not perform
10 simultaneous optimizations, however it is possible to optimize one of the responses while constraining the range of the other response. This is an iterative process.

15 For this purpose, slope was maximized while the range of solubility was constrained. The results of the process are shown in Table XVII. It was concluded that a maximum slope of 12.02 can be obtained by preparing a gel containing 0.4% polysorbate 40, 0.0 % poloxamer 407, and 2% hexylene glycol. The range of
20 drug solubility in this gel is calculated to be between 102 to 108 μ g/ml.

Table XVII.

25 Simultaneous Optimization of Drug Solubility and Release Rate

Factor	Range	Initial Setting	Optimal Value
30 Polysorbate 40	0 to 0.4	0.2	0.4
Poloxamer 407	0 to 0.4	0.2	0.0
Hexylene glycol	0 to 2	2	2
Response			
Slope	Maximize	13.59	12.02
35 Solubility	102to108 μ g/ml	97.6 μ g/ml	107.99 μ g/ml

Effect of Drug Particle Solubility on Drug Release

From the solubility data indicated in Table VII it is apparent that approximately 90% of the drug is present in the aqueous based gel in the form of solid particles. In order to determine if the rate of dissolution of the particles is limiting the rate of drug release, the data obtained from the *in vitro* release study was analyzed (Table XVIII). From the data it is observed that the rate of drug release remains constant even after three hours, beyond the point where 10% of the drug (the total amount of drug saturating the aqueous gel) is released. Therefore, it is concluded that the solubility of the drug particles in the gel is not rate limiting.

Table XVIII.

The Amount of Drug Released at Given Time Intervals
(0.1% AGN Gel, formula 8606X, Lot# 10169)

Time (hr)	Amount Released (mg)	% Drug Released
1	0.00725±0.0005	3.6259
2	0.00690±0.0005	7.0805
3	0.00626±0.0004	10.2129
4	0.00624±0.0004	13.3310
5	0.00600±0.0003	16.3225
6	0.00570±0.0002	19.1727
7	0.00551±0.0003	21.9270
8	0.00526±0.0003	24.5573
9	0.00496±0.0004	27.0367
12	0.02378±0.0024	38.9273
15	0.01727±0.0018	47.5600
18	0.00901±0.0009	52.0643
21	0.00582±0.0006	54.9760

Effect of Membrane on Drug Release

In order to investigate the possibility of the silicone membrane being rate limiting, the slope of the release profile for drug diffusion through the gel was compared to the slope of the release profile obtained from a saturated solution of the drug (Figure 14). The slope of the linear portion of the curve for the gel was 13.587 ± 0.973 , and the slope obtained from the saturated solution was 46.652 ± 0.998 indicating that drug release from the saturated solution was much higher than drug release through the gel. Therefore, this membrane was found to serve as a suitable support membrane offering no resistance to the diffusion of the drug.

Effect of Drug Concentration on Release Rate

5 The results of the drug release study using 0.1%,
0.05%, and 0.025% have shown that drug release from
the gel containing 0.1% is approximately 60% higher
than the release of drug from the 0.05% gel, while
10 drug release from the 0.05% gel is also 60% higher
than the 0.025% gel (Figure 15). Therefore, the *in*
vitro release method has distinguished changes in drug
release due to changes in drug concentration. Also,
the results indicate that the drug release from the
gel is more similar to drug release from solution,
since drug release from suspensions containing twice
15 as much drug is expected to provide only 40% increase
in drug release rate (according to Higuchi's theory).

Conclusion

20 The effect of varying the concentrations of
polysorbate 40, poloxamer 407, and hexylene glycol on
the release and solubility of AGN in a gel indicated
that the gel exhibited maximum solubility and release
of the drug, AGN. This gel contained 0.2% polysorbate
40, 0.2% poloxamer 407, and 2% hexylene glycol. In
25 addition, another gel was also identified which
exhibited drug solubility and drug release that were
not significantly different from the prototype gel.
This second gel (gel 6) contained 0.4% polysorbate 40
and 2% hexylene glycol, but did not contain poloxamer.
30 All other ingredients were available at the same
concentration for both gels.

35 Although there has been hereinabove described a
stable gel formulation and method suitable for appli-
cation in topical treatment of acne and psoriasis, in
accordance with the present invention, for the purpose

of illustrating the manner in which the invention may be used to advantage, it should be appreciated that the invention is not limited thereto. Accordingly, any and all modifications, variations, or equivalent
5 arrangements which may occur to those skilled in the art, should be considered to be within the scope of the present invention as defined in the appended claims.

WHAT IS CLAIMED IS:

1. A stable gel formulation for topical treatment of skin conditions in humans, said stable gel formulation comprising:

5 an active agent having activity for treatment of acne and psoriasis, said active agent being insoluble in water;

10 a plurality of nonaqueous vehicles for both solubilizing said active agent and forming a gel therewith, said nonaqueous vehicles enabling topical application of the gel to a skin condition, said plurality of vehicles each being present in amounts, and in combination, to control release of the active agent from the gel to the skin condition.

2. The formulation according to claim 1 wherein the vehicles are present in amounts selected to produce maximum release of the active agent from the gel when all the vehicles are present therein.

3. The formulation according to claim 2 wherein the formulation comprises three vehicles.

4. The formulation according to claim 1, wherein the active agent comprises a synthetic retinoid.

5. The formulation according to claim 4 wherein the synthetic retinoid comprises Ethyl-6-[2-(4,4-dimethylthiochroman-6-yl)]nicotinate.

6. The formulation according to claim 5 wherein three vehicles are used to both solubilize the active agent and form a gel.

7. The formulation according to claim 6 wherein the three vehicles comprise Polysorbate 40, Poloxamer 407 and Hexylene glycol.

8. The formulation according to claim 7 wherein the three vehicles are present in amounts selected to produce maximum release of the synthetic retinoid from the gel when all the vehicles are present therein.

9. A stable gel formulation for topical treatment of skin conditions in humans, said stable gel formulation comprising:

5 an active agent having activity for treatment of acne and psoriasis, said active agent being insoluble in water;

10 a plurality of nonaqueous vehicles for both solubilizing said active agent and forming a gel therewith, said nonaqueous vehicles enabling topical application of the gel to a skin condition, said plurality of vehicles each being present in amounts, and in combination, to control solubility of the active agent in the gel.

10. The formulation according to claim 9 wherein the vehicles are present in amounts selected to produce maximum solubility of the active agent in the gel.

11. The formulation according to claim 10 wherein the formulation comprises two vehicles.

12. The formulation according to claim 9, wherein the active agent comprises a synthetic retinoid.

-40-

13. The formulation according to claim 12 wherein the synthetic retinoid comprises Ethyl-6-[2-(4,4-dimethylthiochroman-6-yl)]nicotinate.

14. The formulation according to claim 13 wherein three vehicles are used to both solubilize the active agent and form a gel.

15. The formulation according to claim 14 wherein the two vehicles comprise Polysorbate 40 and Hexylene glycol.

16. A stable gel formulation for topical treatment of both acne and psoriasis comprising an effective amount of a compound having the formula Ethyl-6-[2-(4,4-dimethylthiochroman-6-yl)]nicotinate in a pharmaceutical carrier comprising:

- 5
- (a) water;
 - (b) edetate disodium;
 - (c) ascorbic acid;
 - (d) Carbomer 934P;
 - 10 (e) Poloxamer 407;
 - (f) polyethylene glycol;
 - (g) Polysorbate 40;
 - (h) hexylene glycol;
 - (i) butylated hydroxytoluene;
 - 15 (j) butylated hydroxyanisole;
 - (k) benzyl alcohol; and
 - (l) tromethamine.

17. The formulation according to claim 16 wherein the Polysorbate 40 is present in an amount up to about 0.4% by weight, Poloxamer 407 is present in an amount up to about 0.4% by weight, and hexylene glycol is present in an amount up to about 2% by weight.

5

18. The formulation according to claim 16 wherein the Polysorbate 40 is present in an amount of about 0.32% by weight, the Poloxamer 407 is present in an amount of about 0.18% by weight, and the hexylene glycol is present in an amount of about 2% by weight.

5

19. A method for preparation of a formulation for topical treatment of both acne and psoriasis comprising the steps of:

- 1) mixing purified water, edetate disodium, ascorbic acid and Carbomer 934P until the carbomer is dispersed to form a part I;
- 2) mixing purified water, Poloxamer 407 to form a part II;
- 3) adding part II to part I and homogenizing part I and part II;
- 4) mixing polyethylene glycol, Polysorbate 40, hexylene glycol, butylated hydroxytoluene and butylated hydroxyanisole and heating to dissolve same;
- 5) cooling the mixture of step 4) to room temperature and adding benzyl alcohol and AGN 190168 thereto to form a part III;
- 6) mixing purified water and tromethamine to form part IV;
- 7) adding part III to parts I and II while stirring and thereafter adding part IV with mixing until homogeneous.

5

10

15

20

1/11

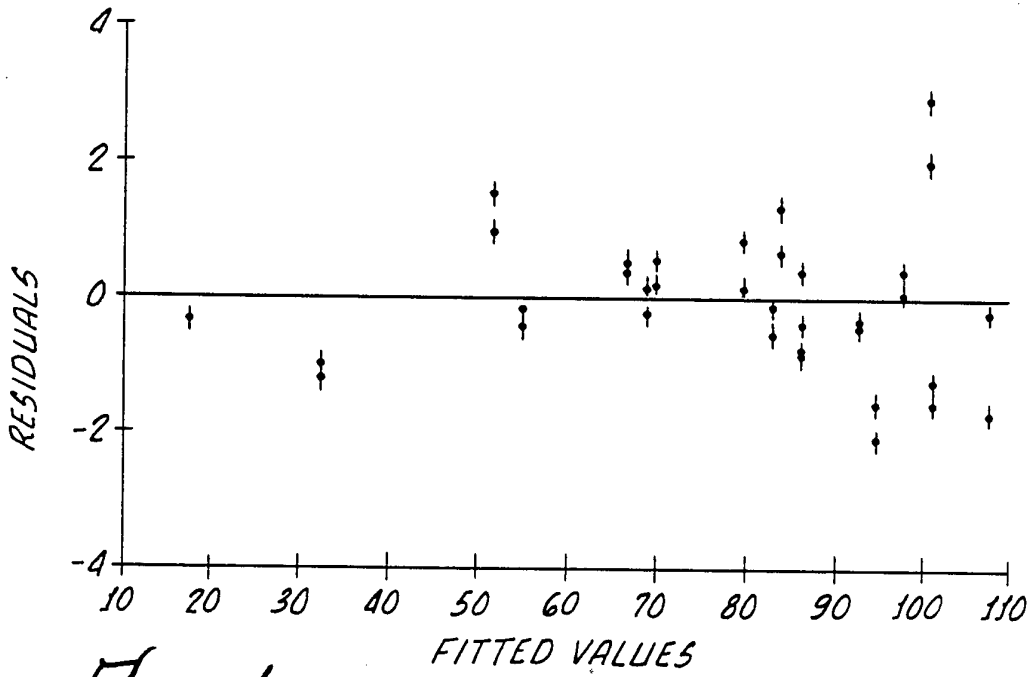


FIG. 1.

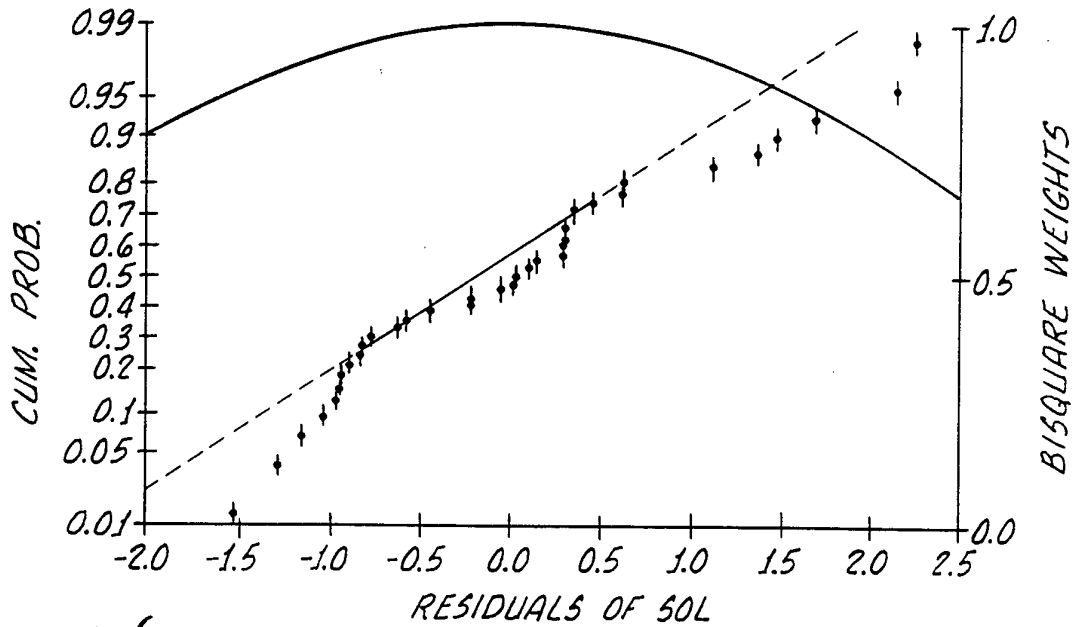


FIG. 2.

2/11

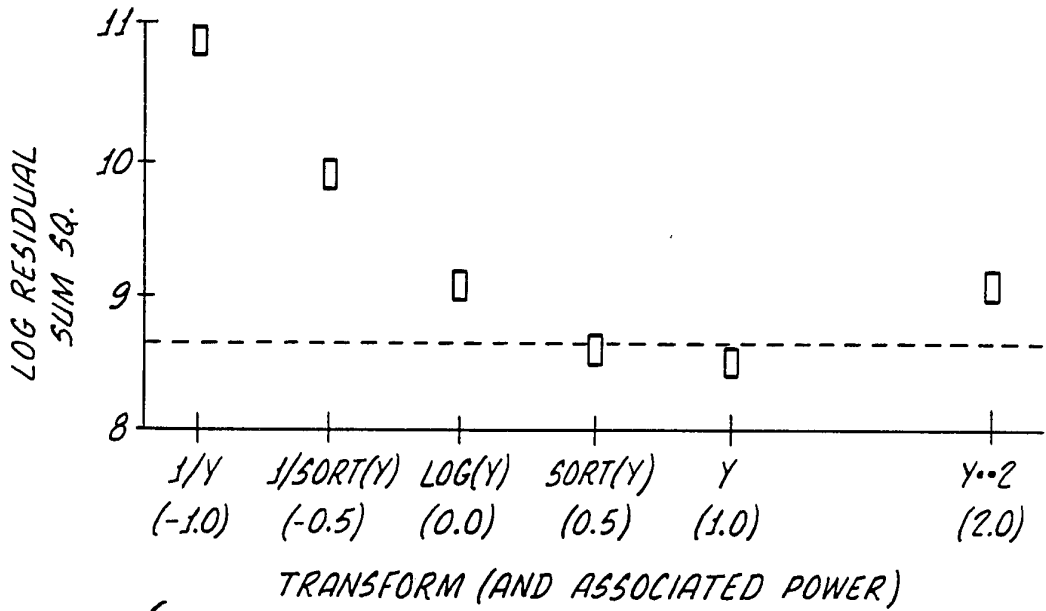


FIG. 3.

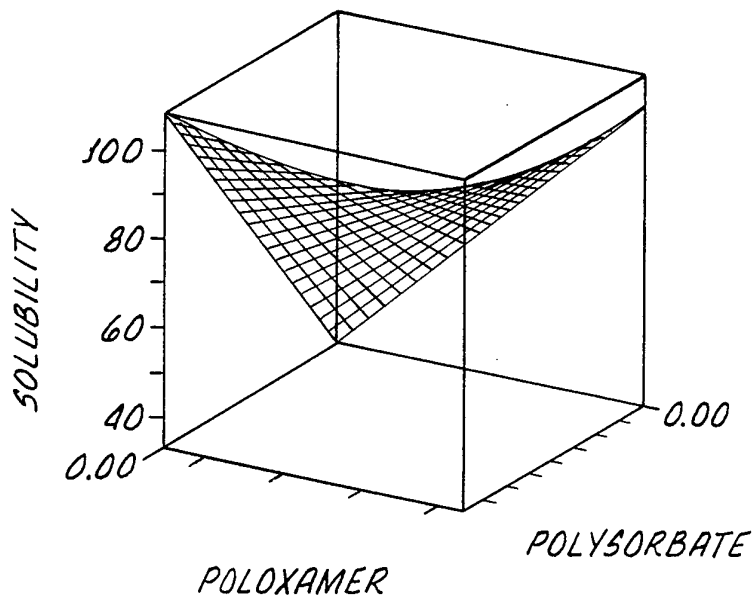


FIG. 4.

3/11

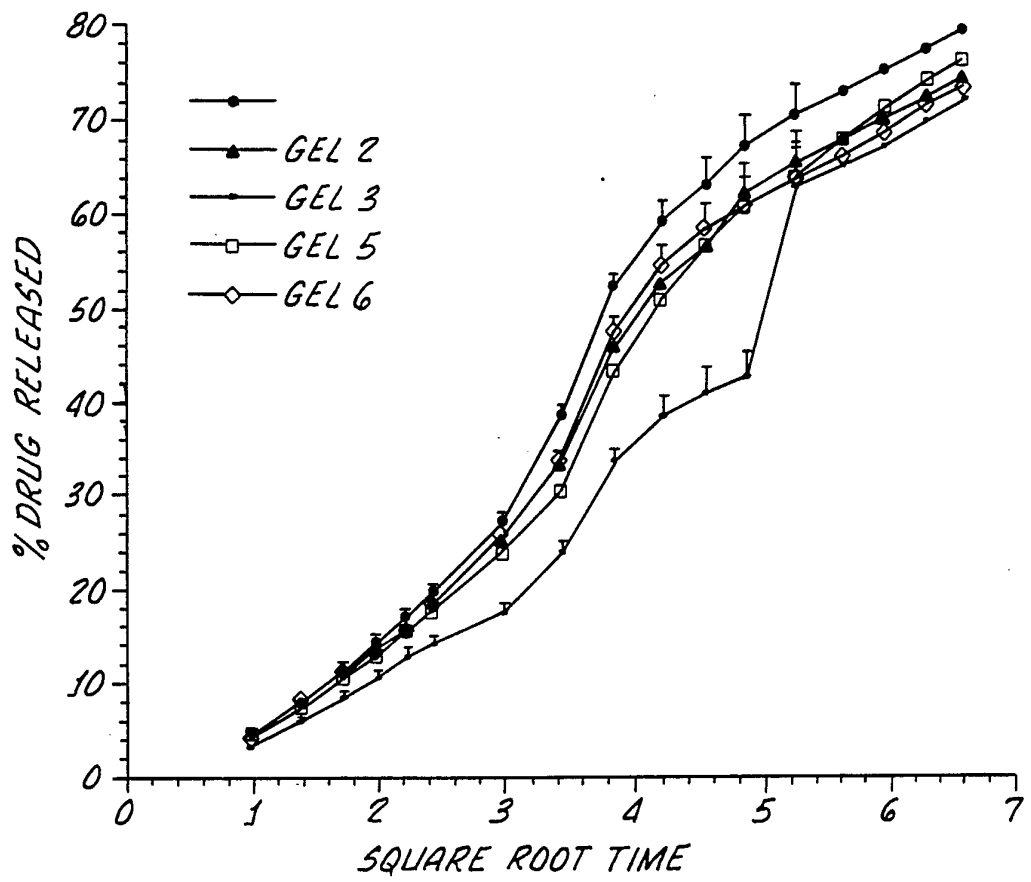


FIG. 5.

4/11

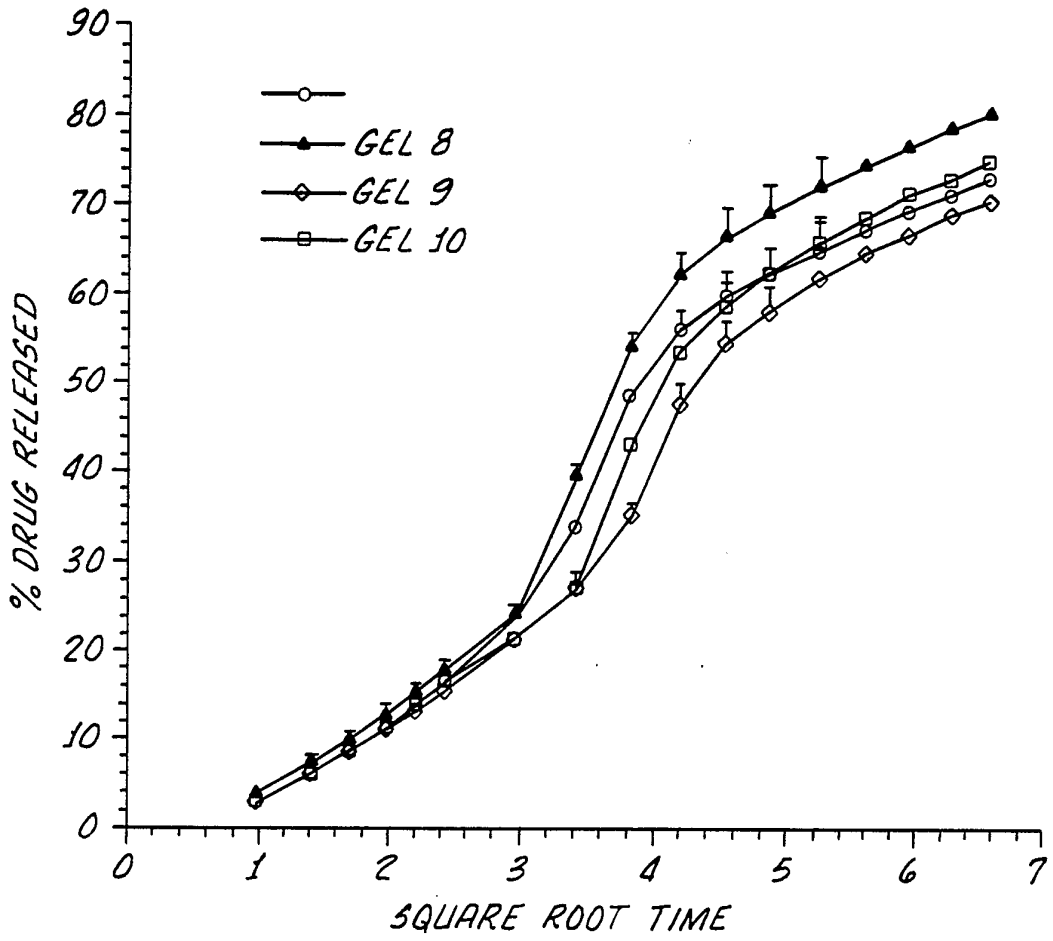


FIG. 6.

5/11

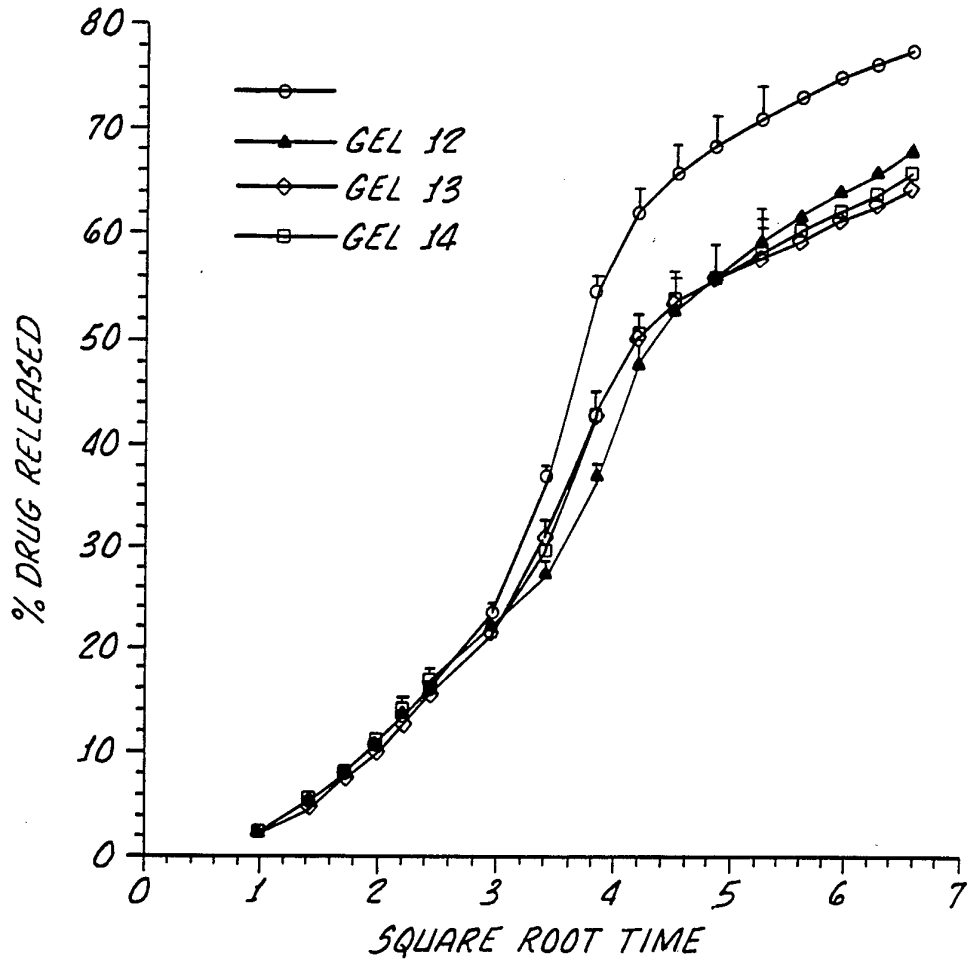


FIG. 7.

6/11

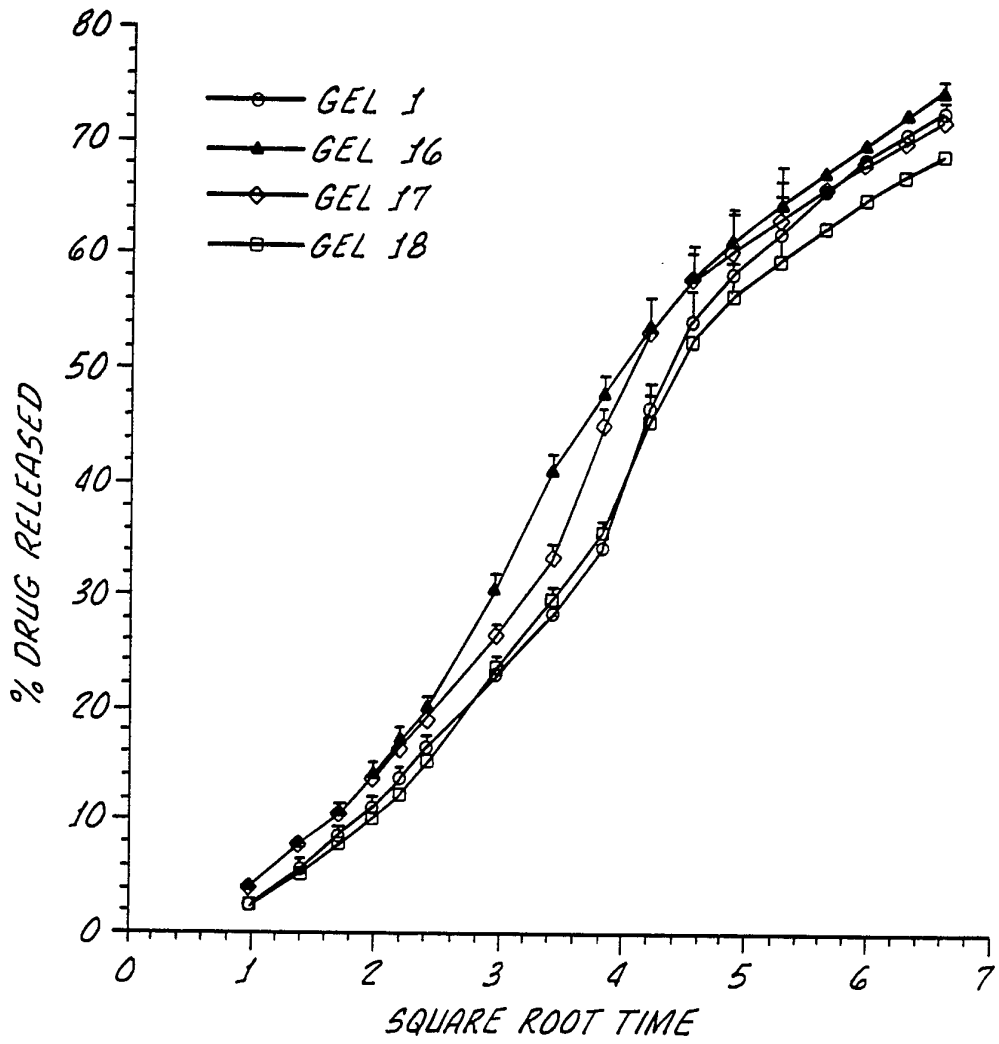


FIG. 8.

7/11

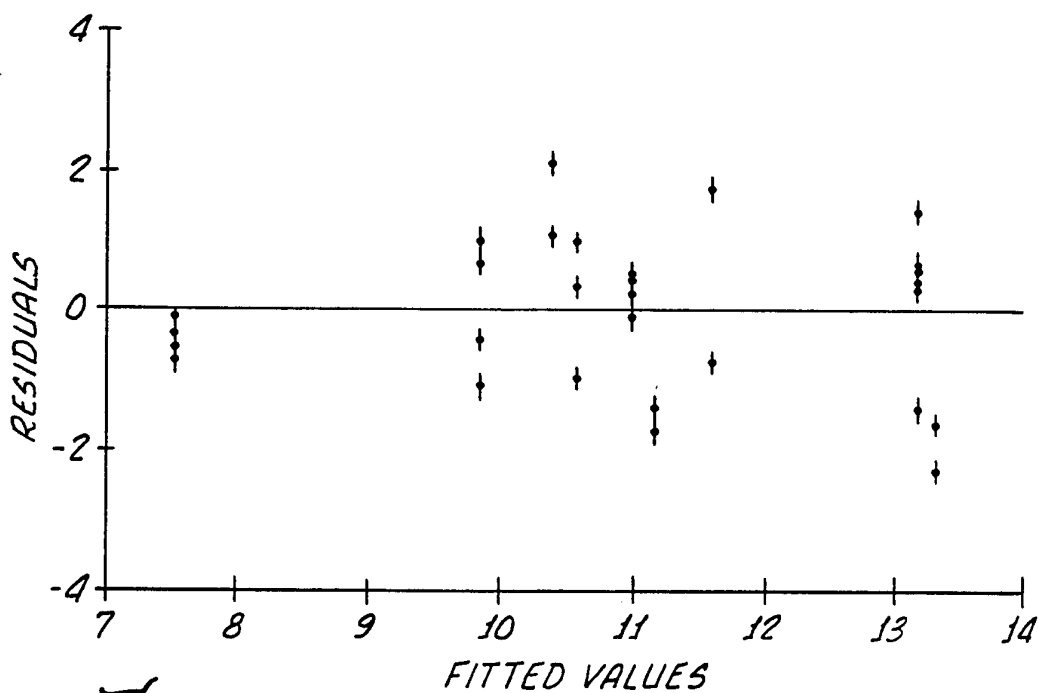


FIG. 9.

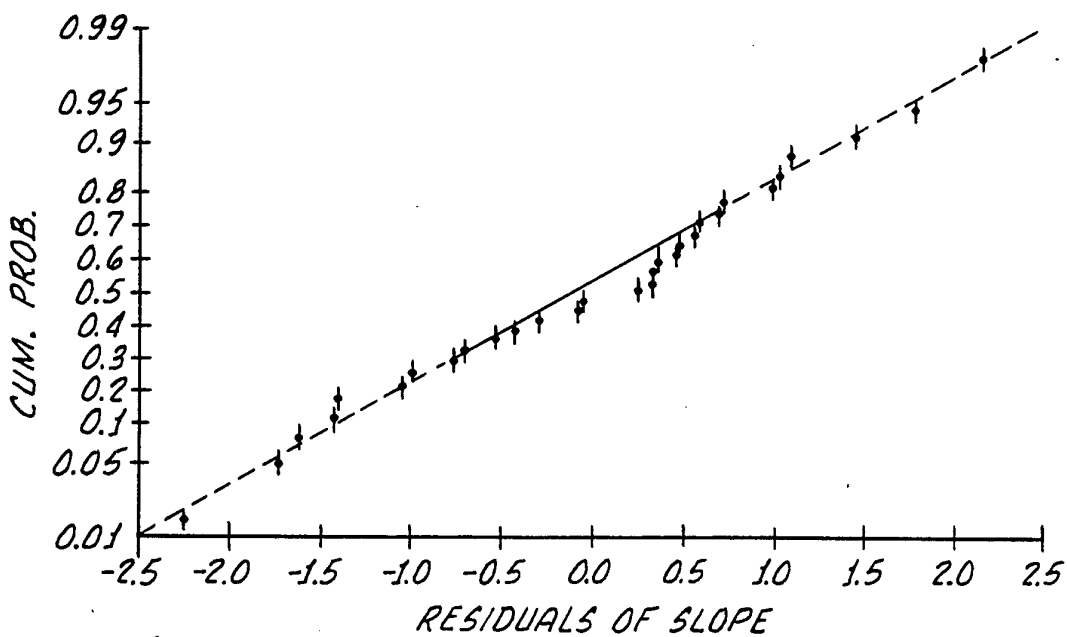


FIG. 10.

8/11

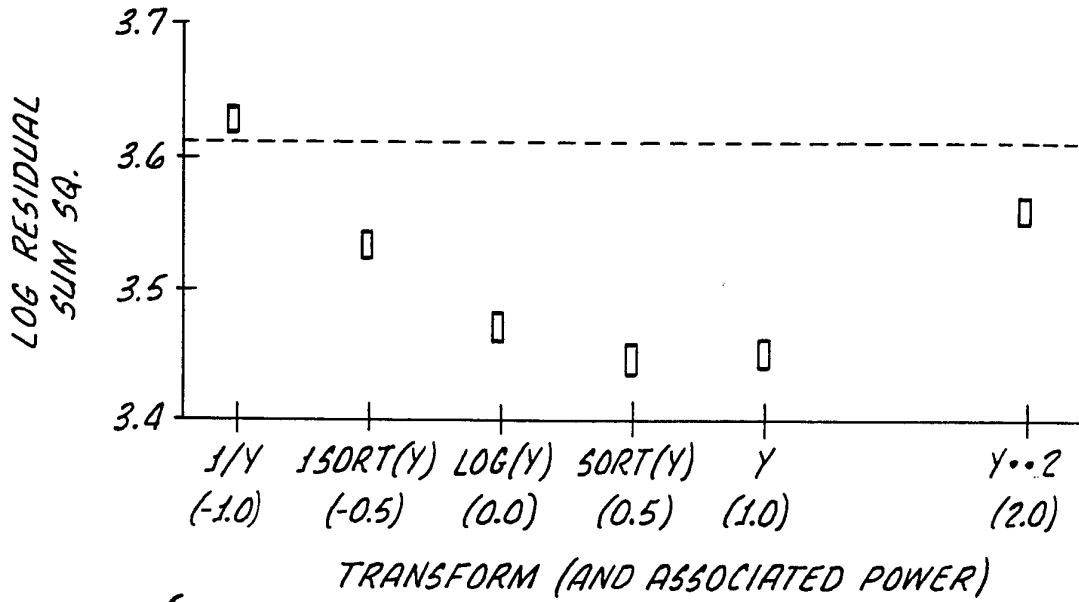


FIG. 11.

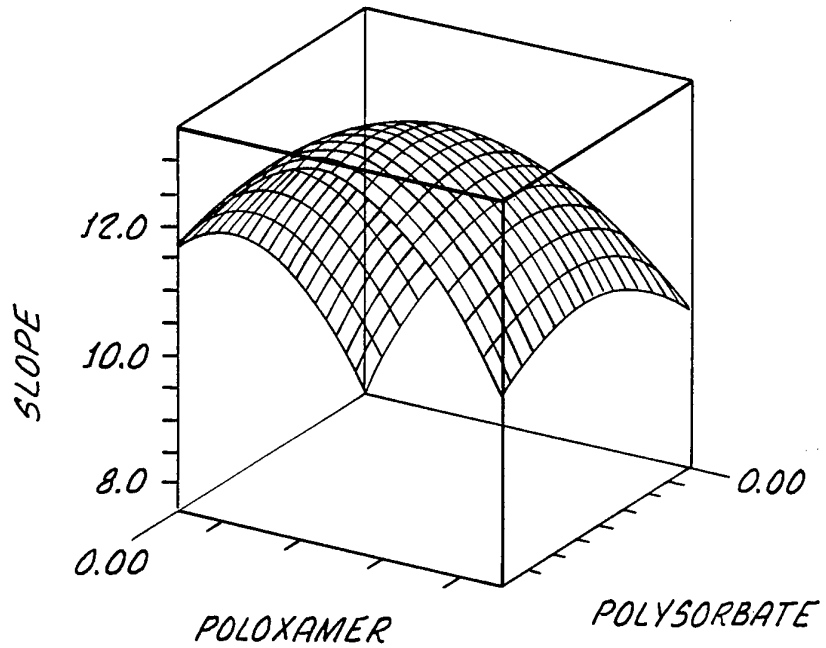


FIG. 12.

9/11

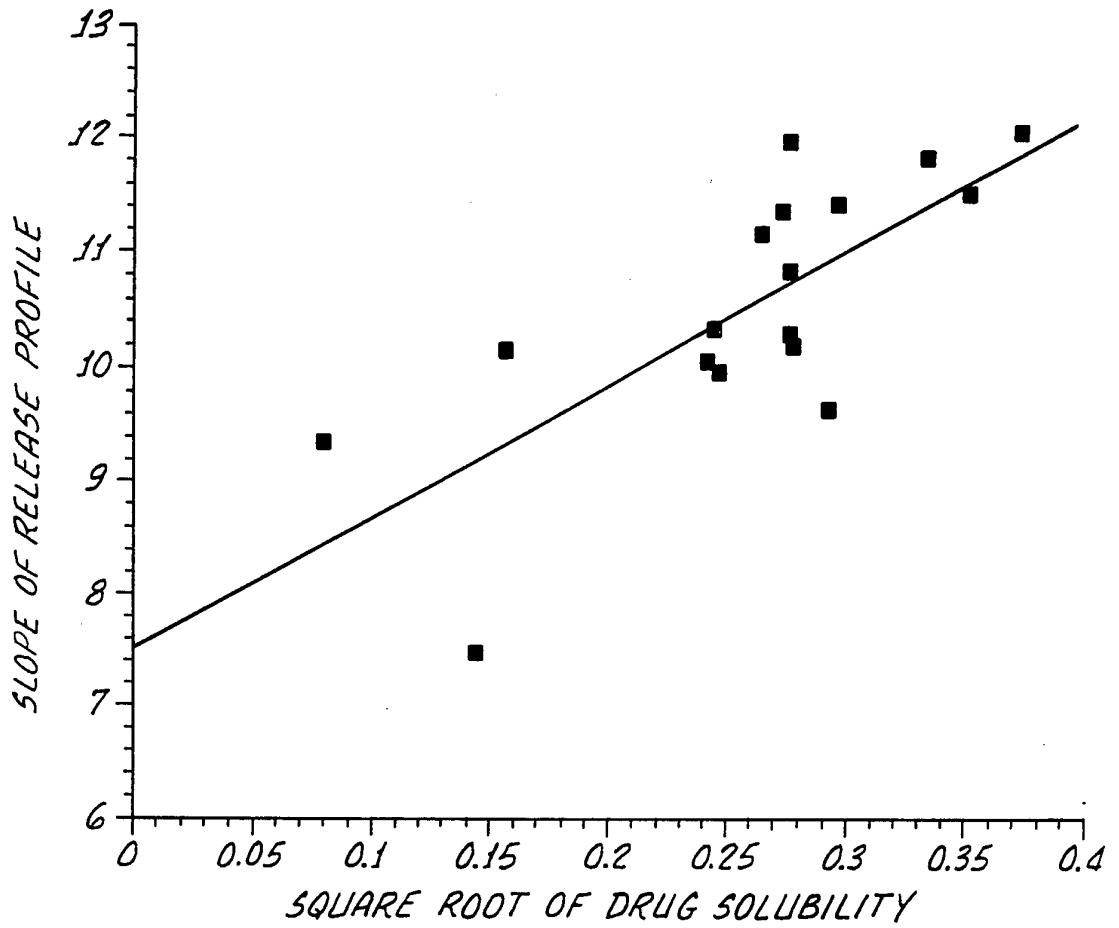


FIG. 13.

10/11

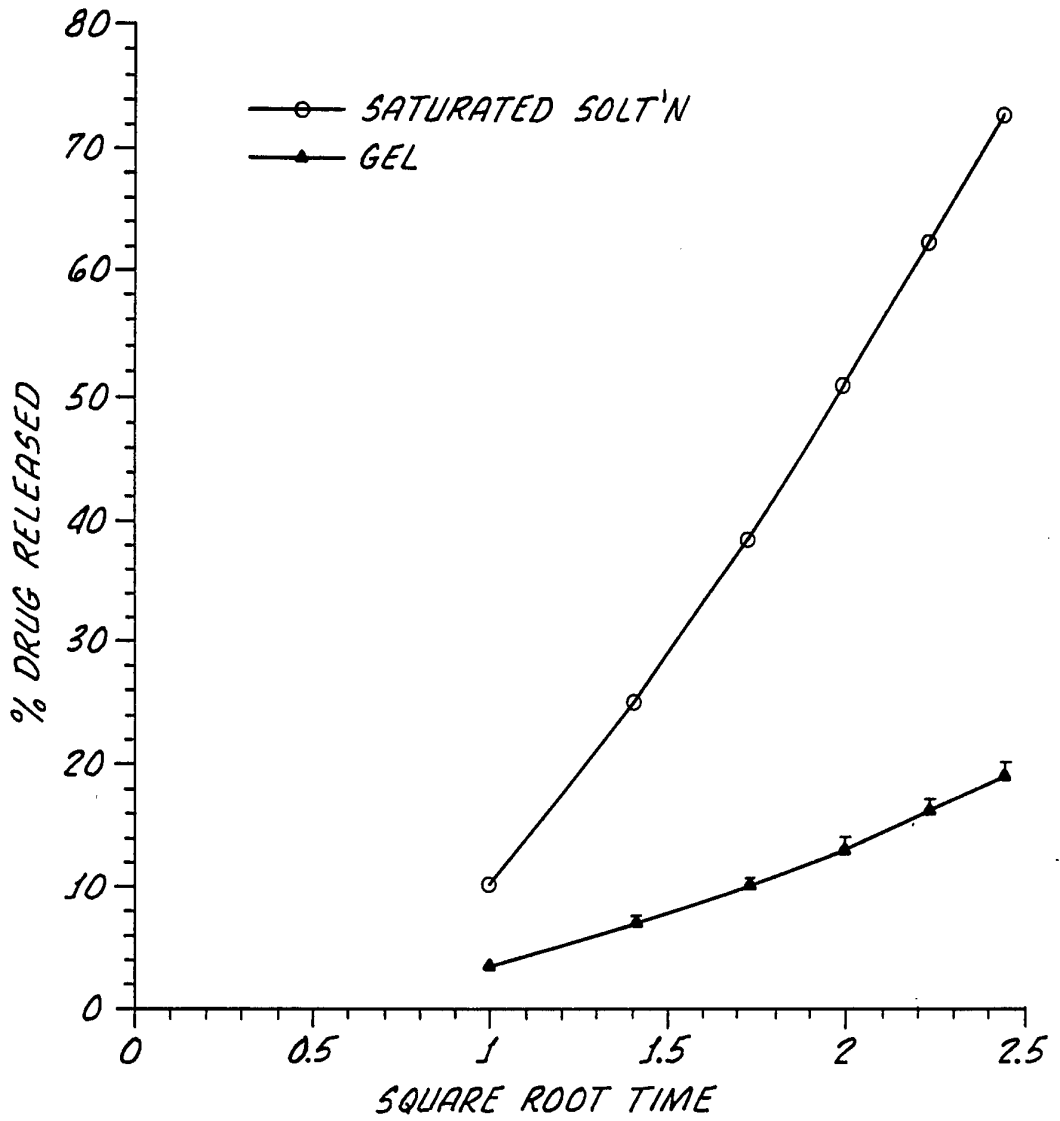


FIG. 1A.

11/11

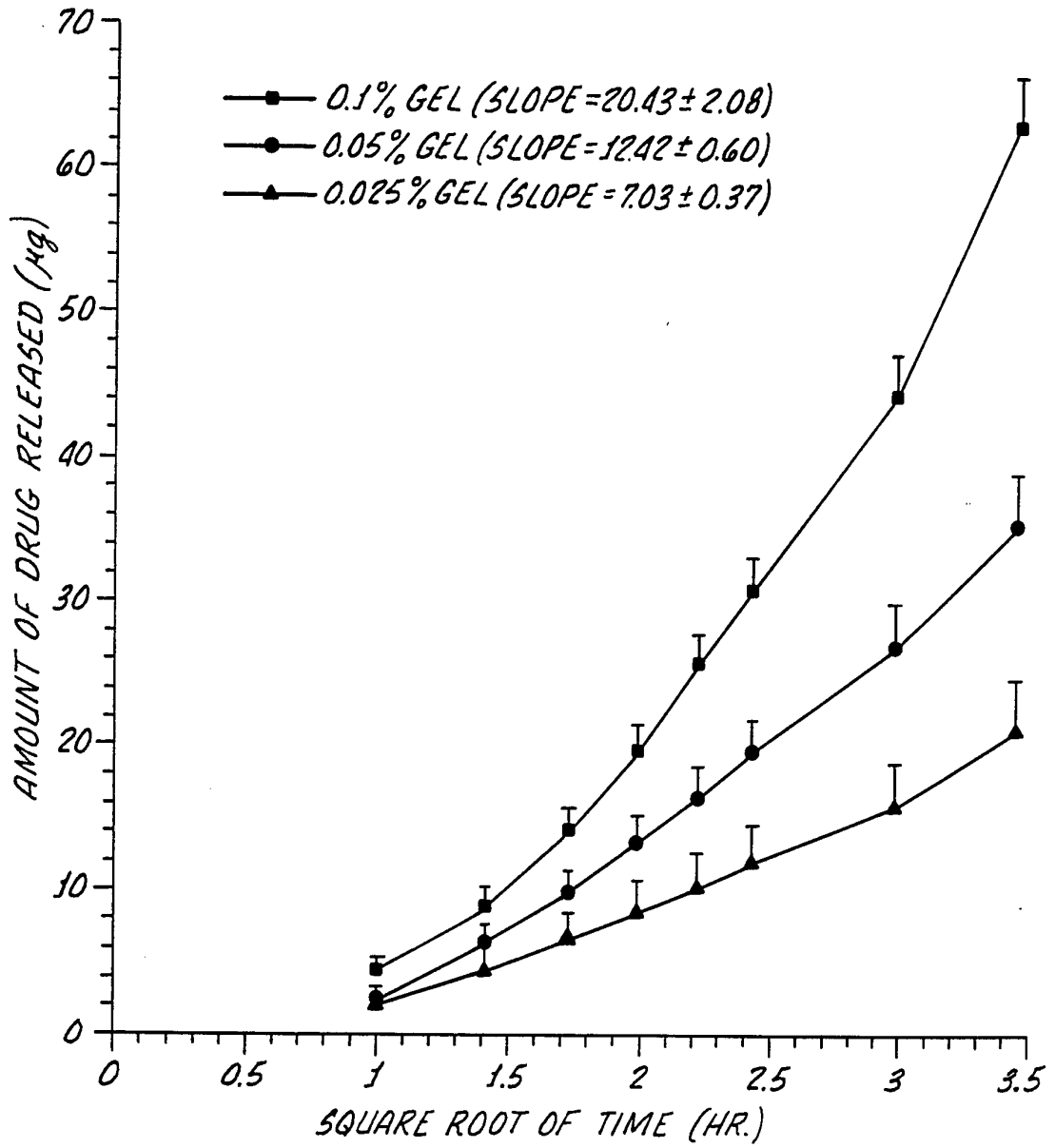


FIG. 15.

INTERNATIONAL SEARCH REPORT

International Application No
PCT/US 95/07338

A. CLASSIFICATION OF SUBJECT MATTER
IPC 6 A61K47/32 A61K47/10

According to International Patent Classification (IPC) or to both national classification and IPC

B. FIELDS SEARCHED

Minimum documentation searched (classification system followed by classification symbols)
IPC 6 A61K

Documentation searched other than minimum documentation to the extent that such documents are included in the fields searched

Electronic data base consulted during the international search (name of data base and, where practical, search terms used)

C. DOCUMENTS CONSIDERED TO BE RELEVANT

Category °	Citation of document, with indication, where appropriate, of the relevant passages	Relevant to claim No.
X	WO,A,90 14833 (BAZZANO, GAIL) 13 December 1990 see claims 1,9,10 ---	1-3,9-11
A	EP,A,0 290 130 (ALLERGAN INC.) 9 November 1988 see page 17; example 18 -----	4,12

Further documents are listed in the continuation of box C. Patent family members are listed in annex.

* Special categories of cited documents :

<p>"A" document defining the general state of the art which is not considered to be of particular relevance</p> <p>"E" earlier document but published on or after the international filing date</p> <p>"L" document which may throw doubts on priority claim(s) or which is cited to establish the publication date of another citation or other special reason (as specified)</p> <p>"O" document referring to an oral disclosure, use, exhibition or other means</p> <p>"P" document published prior to the international filing date but later than the priority date claimed</p>	<p>"T" later document published after the international filing date or priority date and not in conflict with the application but cited to understand the principle or theory underlying the invention</p> <p>"X" document of particular relevance; the claimed invention cannot be considered novel or cannot be considered to involve an inventive step when the document is taken alone</p> <p>"Y" document of particular relevance; the claimed invention cannot be considered to involve an inventive step when the document is combined with one or more other such documents, such combination being obvious to a person skilled in the art.</p> <p>"&" document member of the same patent family</p>
--	--

Date of the actual completion of the international search 20 October 1995	Date of mailing of the international search report 0 3. 11. 95
---	--

Name and mailing address of the ISA European Patent Office, P.B. 5818 Patentlaan 2 NL - 2280 HV Rijswijk Tel. (+ 31-70) 340-2040, Tx. 31 651 epo nl, Fax: (+ 31-70) 340-3016	Authorized officer Ventura Amat, A
--	--

INTERNATIONAL SEARCH REPORT

Information on patent family members

International Application No

PCT/US 95/07338

Patent document cited in search report	Publication date	Patent family member(s)	Publication date
WO-A-9014833	13-12-90	CA-A, C 2063576	08-12-90
		EP-A- 0481007	22-04-92

EP-A-0290130	09-11-88	US-A- 4810804	07-03-89
		AU-B- 613608	08-08-91
		AU-B- 1373288	29-09-88
		CA-A- 1314891	23-03-93
		DE-A- 3866010	12-12-91
		FI-B- 92485	15-08-94
		IE-B- 62775	22-02-95
		JP-A- 63264578	01-11-88
		SG-A- 131093	10-06-94
