



US00D718292S

(12) **United States Design Patent**
Hemesath et al.

(10) **Patent No.:** **US D718,292 S**

(45) **Date of Patent:** **** Nov. 25, 2014**

(54) **CASE**

(71) Applicant: **Incipio Technologies, Inc.**, Irvine, CA (US)

(72) Inventors: **Timothy Alan Hemesath**, Huntington Beach, CA (US); **Derek Bryan Veldkamp**, Huntington Beach, CA (US)

(73) Assignee: **Incipio Technologies, Inc.**, Irvine, CA (US)

(**) Term: **14 Years**

(21) Appl. No.: **29/433,446**

(22) Filed: **Sep. 28, 2012**

(51) **LOC (10) Cl.** **14-03**

(52) **U.S. Cl.**

USPC **D14/250**

(58) **Field of Classification Search**

USPC D14/138 G, 138 AD, 138 AB, 138 AA, D14/203.8, 203.5, 250, 251, 252, 253, 217, D14/496, 440, 346, 248, 238.1, 137, 356; D3/218, 215, 201, 247, 269, 273, 301, D3/303; 220/4.02; 361/679.56; 455/575.1, 455/575.8; 206/305, 320, 251, 45.2

See application file for complete search history.

(56) **References Cited**

U.S. PATENT DOCUMENTS

754,329 A	3/1904	Milliken
D250,974 S	1/1979	Donley et al.
4,551,379 A	11/1985	Kerr
D337,435 S	7/1993	Kaneko et al.
5,437,068 A	8/1995	Fisher
D373,762 S	9/1996	Samborsky
5,755,367 A	5/1998	Yamada
D437,855 S	2/2001	Sanders
D438,417 S	3/2001	Liu et al.
D442,398 S	5/2001	Waisbrod

D543,541 S	5/2007	Chung et al.
D562,794 S	2/2008	Kim et al.
D591,753 S	5/2009	Nakano et al.
D597,089 S	7/2009	Khan et al.
D598,407 S	8/2009	Richardson et al.
7,660,053 B2	2/2010	Naitou
D610,807 S	3/2010	Bau
D614,600 S *	4/2010	Lee D14/138 AB
D622,692 S	8/2010	McWilliam et al.

(Continued)

Primary Examiner — Deanna L Pratt

Assistant Examiner — Lilyana Bekic

(74) *Attorney, Agent, or Firm* — Dickstein Shapiro LLP

(57) **CLAIM**

The ornamental design for a case, as shown and described.

DESCRIPTION

FIG. 1 is a front perspective view of a first embodiment of a case.

FIG. 2 is a rear perspective view thereof.

FIG. 3 is a front view thereof.

FIG. 4 is a rear view thereof.

FIG. 5 is a left side view thereof.

FIG. 6 is a right side view thereof.

FIG. 7 is a top view thereof.

FIG. 8 is a bottom view thereof.

FIG. 9 is a rear perspective view of a second embodiment of a case.

FIG. 10 is a rear view thereof.

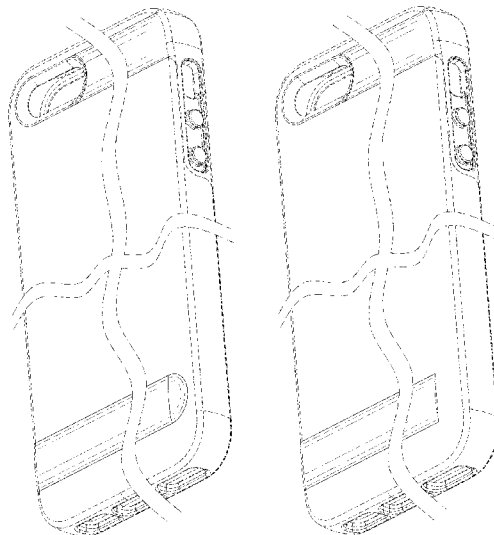
FIG. 11 is a left side view thereof.

FIG. 12 is a right side view thereof; and,

FIG. 13 is a bottom view thereof.

The break lines indicate that the appearance of any portion of the case between the break lines forms no part of the claimed design. All other broken lines illustrate portions of the case which form no part of the claimed design. Views of the second embodiment of the case not shown are the same as the corresponding views of the first embodiment of the case.

1 Claim, 10 Drawing Sheets



(56)

References Cited

U.S. PATENT DOCUMENTS

D624,114 S 9/2010 Ausems et al.
D624,115 S 9/2010 Ausems et al.
7,789,228 B2 9/2010 Zenzai
7,807,253 B2 10/2010 Kannankeril
7,949,242 B2 5/2011 Yang et al.
D642,170 S 7/2011 Johnson et al.
8,008,591 B2 8/2011 Shi et al.
D645,441 S 9/2011 Choe et al.

D647,519 S 10/2011 Rothbaum et al.
8,056,167 B2 11/2011 Cheung et al.
D654,068 S 2/2012 Monaco et al.
D663,263 S 7/2012 Gupta et al.
D665,762 S 8/2012 Fujimura et al.
D669,458 S * 10/2012 Wilson et al. D14/250
D678,869 S * 3/2013 Diebel D14/250
D685,776 S * 7/2013 Bau D14/250
D686,199 S * 7/2013 Fahrendorff et al. D14/250
D700,598 S * 3/2014 Kim D14/250

* cited by examiner

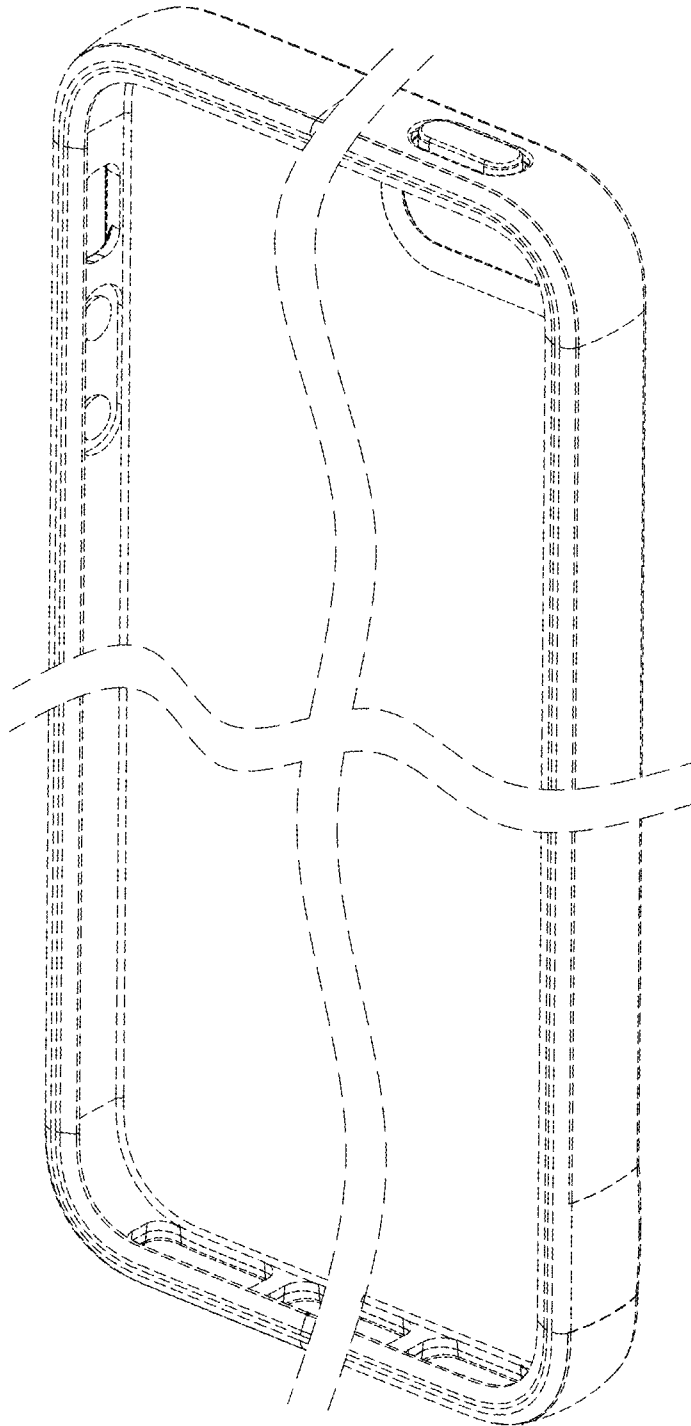


FIG. 1

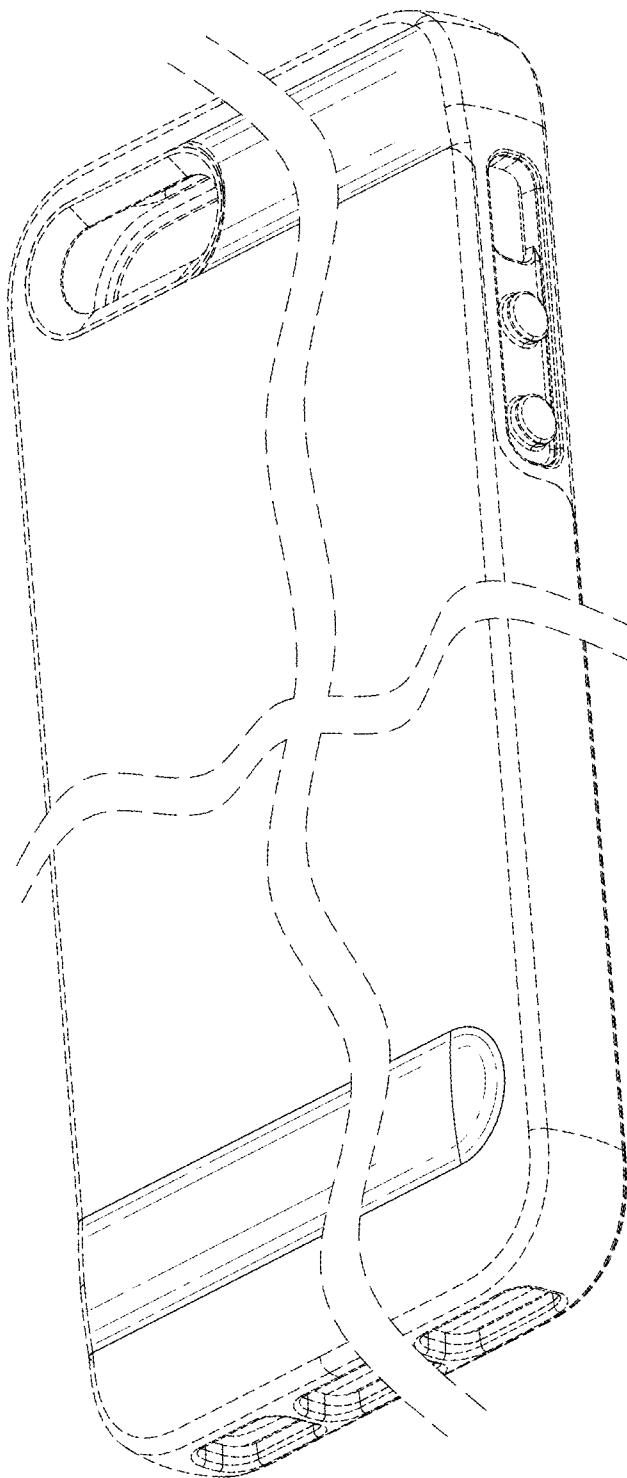


FIG. 2

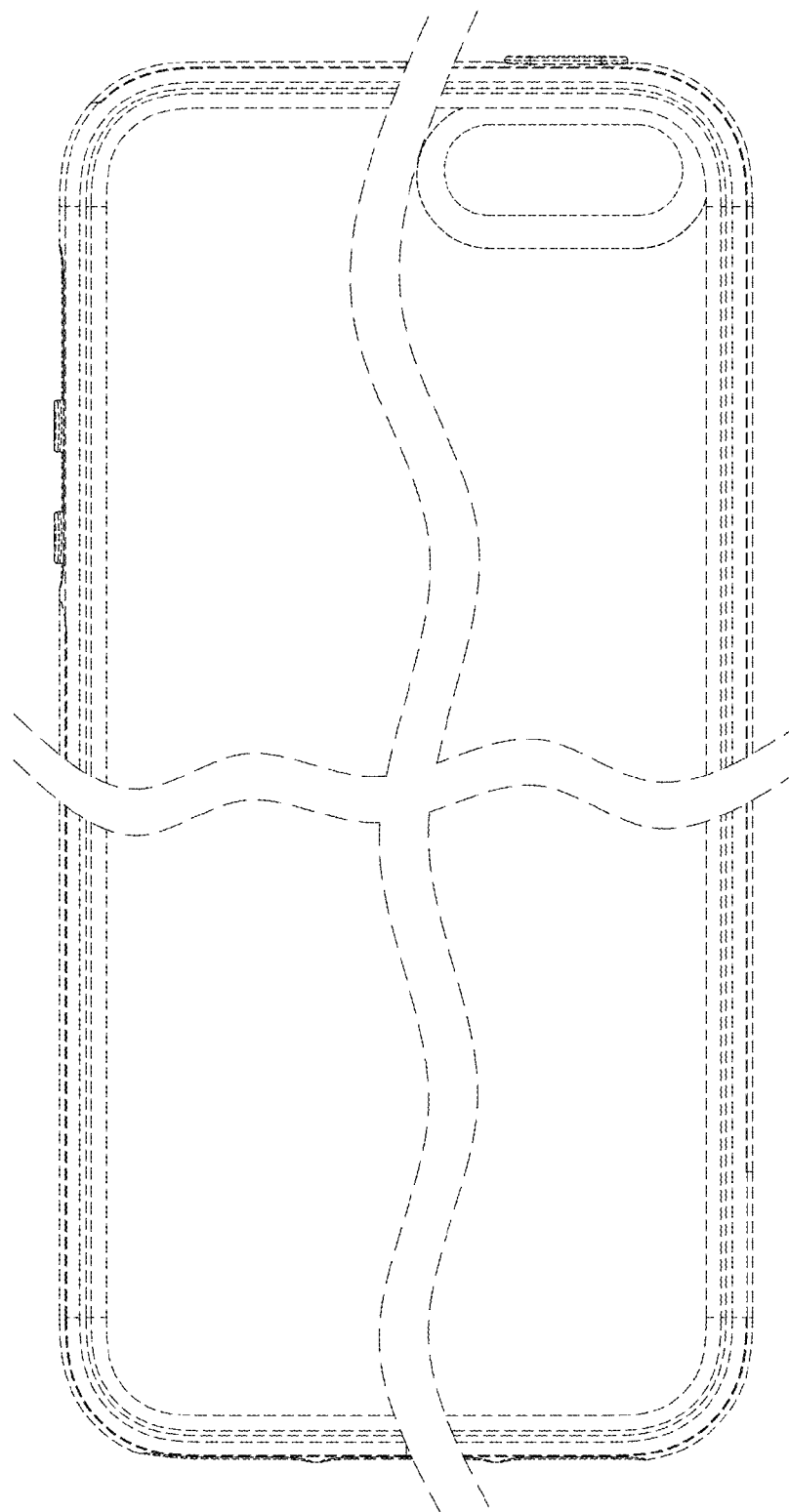


FIG. 3

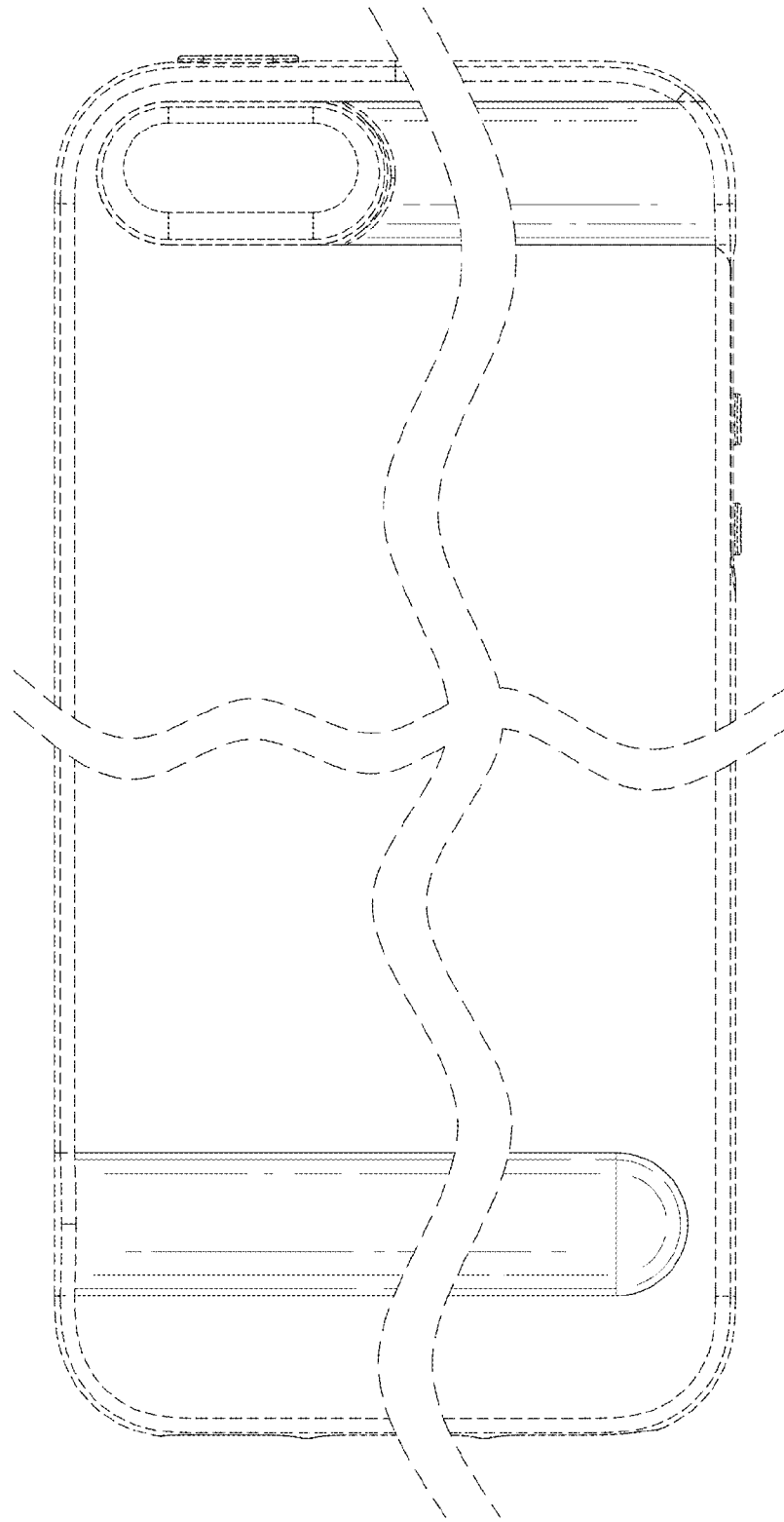


FIG. 4

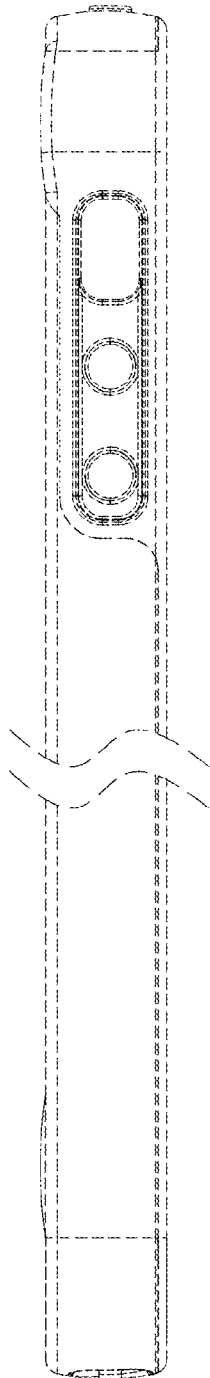


FIG. 5

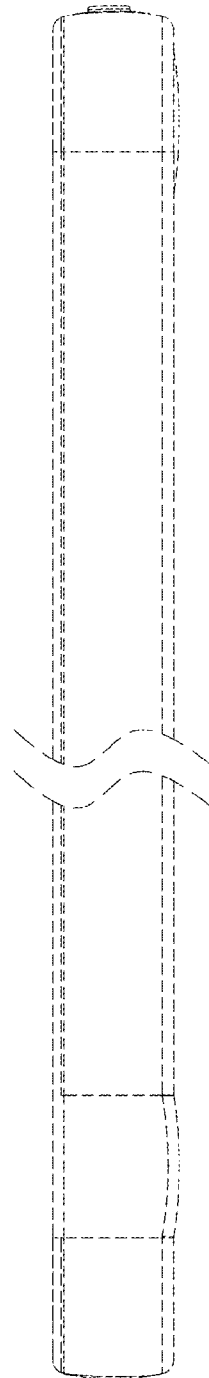


FIG. 6

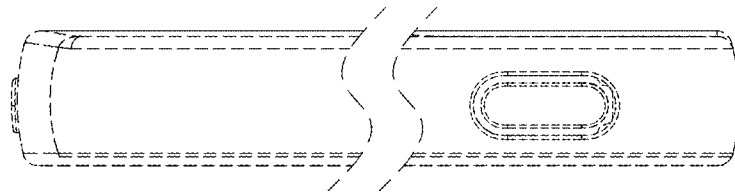


FIG. 7

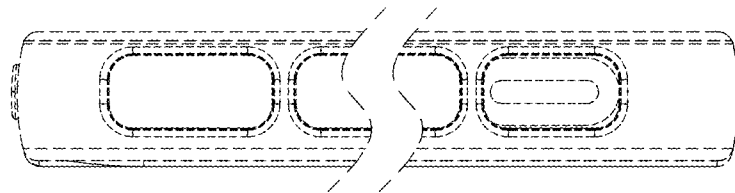


FIG. 8

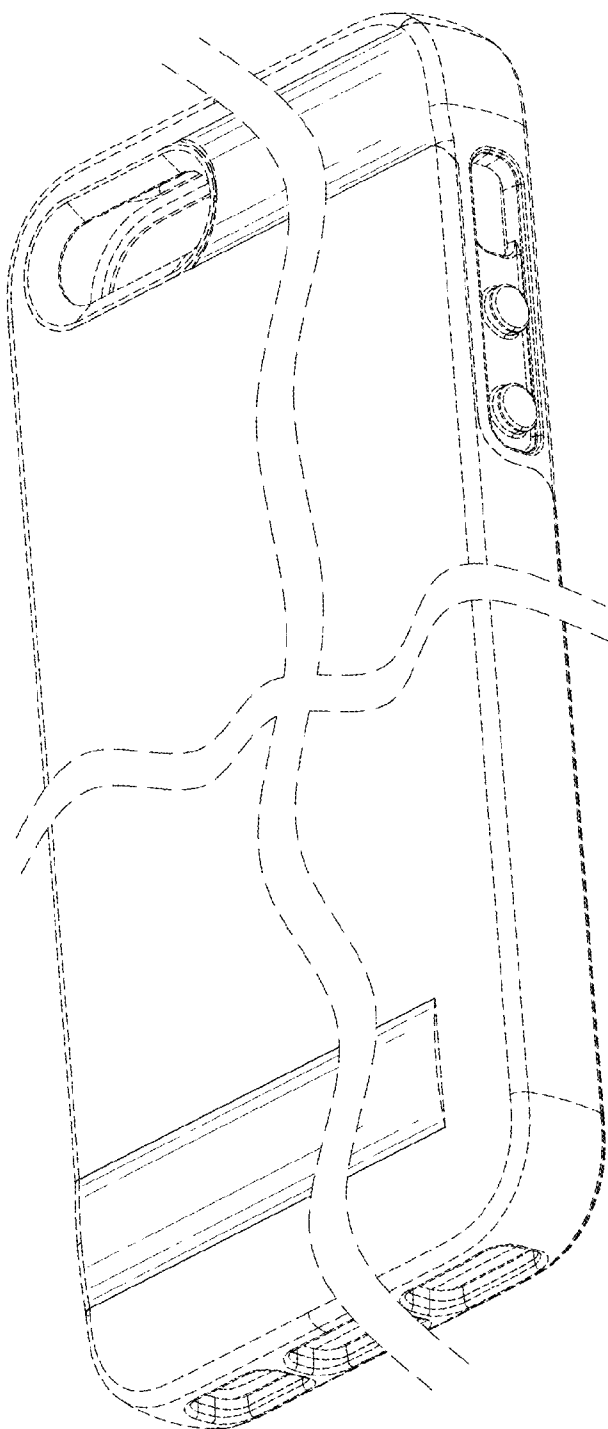


FIG. 9

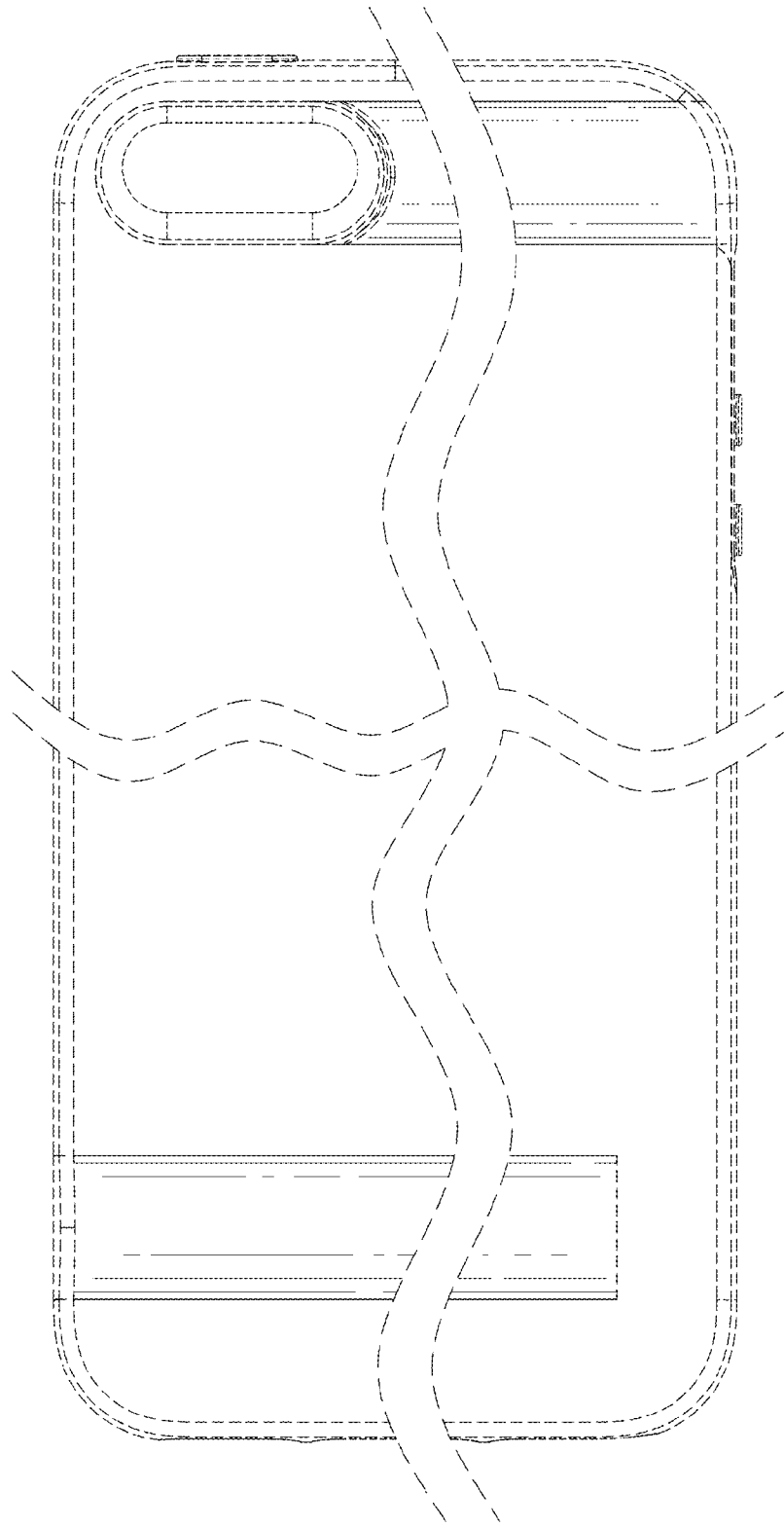


FIG. 10

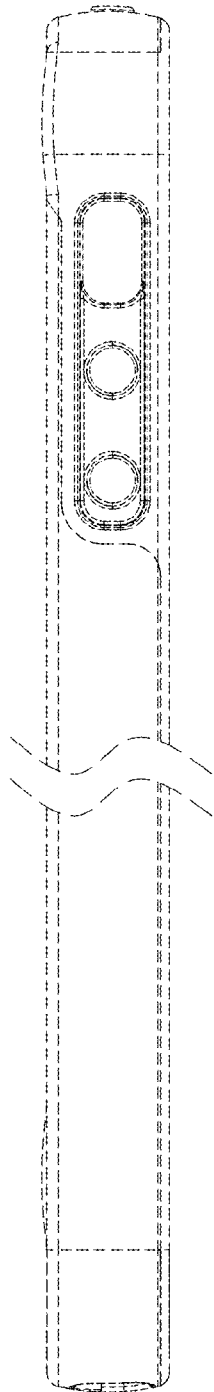


FIG. 11

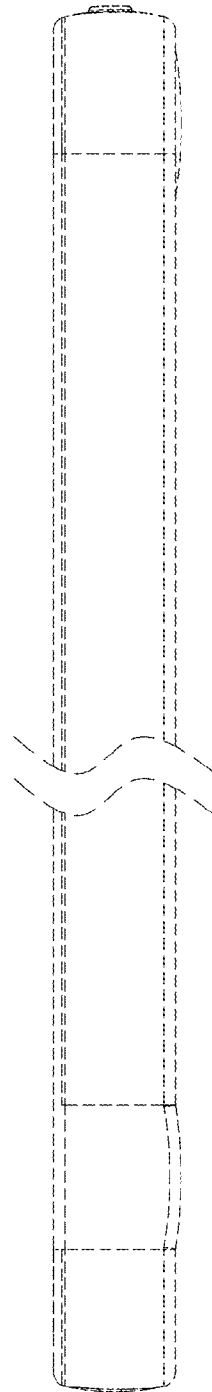


FIG. 12

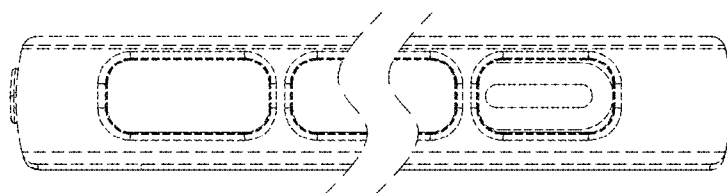


FIG. 13