



US00D477175S

(12) **United States Design Patent**  
**Smith**

(10) **Patent No.:** **US D477,175 S**

(45) **Date of Patent:** **\*\* Jul. 15, 2003**

(54) **COFFEE MAKER**

(75) Inventor: **Michael E. Smith**, Glen Allen, VA  
(US)

(73) Assignee: **Hamilton Beach/Proctor-Silex, Inc.**,  
Glen Allen, VA (US)

(\*\*) Term: **14 Years**

(21) Appl. No.: **29/150,912**

(22) Filed: **Dec. 3, 2001**

(51) **LOC (7) Cl.** ..... **07-01**

(52) **U.S. Cl.** ..... **D7/309; D7/310; D7/311**

(58) **Field of Search** ..... **D7/300, 309, 310,**  
**D7/311, 306, 307, 308; 99/292, 293, 275,**  
**323.3, 280, 307, 306; 222/129.1, 129.2,**  
**129.3, 129.4; 219/432**

D338,365 S	8/1993	Meelen et al.	
D343,758 S	2/1994	Beeren	
D347,961 S	6/1994	Beeren	
D354,193 S	* 1/1995	Storsberg	D7/309
D355,561 S	2/1995	Ullman	
D360,333 S	7/1995	Wai	
D386,039 S	11/1997	Dingelstad	
D395,976 S	* 7/1998	Seiffert et al.	D7/309
D399,698 S	10/1998	Saltet	
D417,358 S	12/1999	Dutruel	
D439,103 S	* 3/2001	Cruz	D7/309
D441,593 S	* 5/2001	Gudefin	D7/309
D446,989 S	* 8/2001	Cruz	D7/309
D449,199 S	* 10/2001	Cahen	D7/309
D449,488 S	* 10/2001	Cahen	D7/309
D453,088 S	* 1/2002	Bell et al.	D7/307
D453,656 S	* 2/2002	Byler et al.	D7/309
D457,375 S	* 5/2002	Picozza et al.	D7/309
D462,226 S	* 9/2002	Williamson et al.	D7/309

\* cited by examiner

*Primary Examiner*—M. N. Pandozzi

(74) *Attorney, Agent, or Firm*—John H. Thomas, P.C

(56) **References Cited**

**U.S. PATENT DOCUMENTS**

D209,125 S	* 10/1967	Martin	D7/309
D239,758 S	* 5/1976	Claxton et al.	D7/309
D243,058 S	* 1/1977	Painter	D7/309
D243,501 S	* 3/1977	Painter	D7/309
D243,737 S	* 3/1977	Painter	D7/309
D248,721 S	8/1978	Sato et al.	
D253,987 S	* 1/1980	Painter	D7/309
D270,699 S	9/1983	Rakocy et al.	
4,478,139 A	* 10/1984	Zimmerman	99/280
D288,885 S	3/1987	Kahlcke	
4,748,901 A	* 6/1988	Burmeister	99/306
4,917,005 A	* 4/1990	Knepler	99/280
D317,546 S	6/1991	Rakocy et al.	
D317,996 S	7/1991	Jack	
D329,160 S	9/1992	Choi	

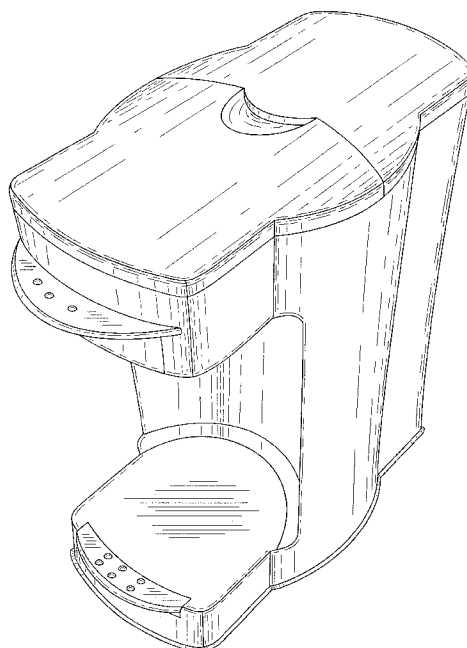
(57) **CLAIM**

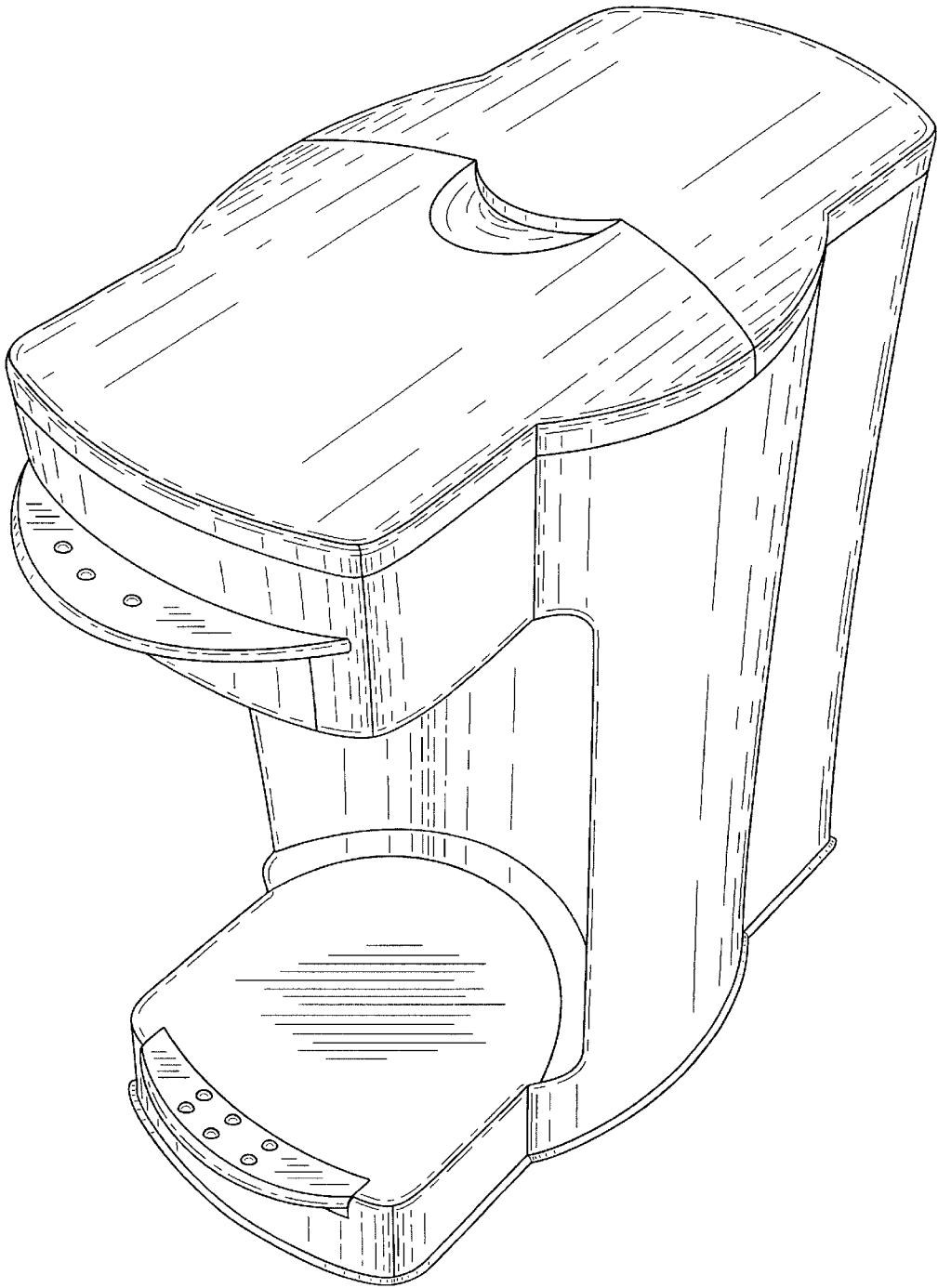
I claim the ornamental design for a coffee maker, as shown and described.

**DESCRIPTION**

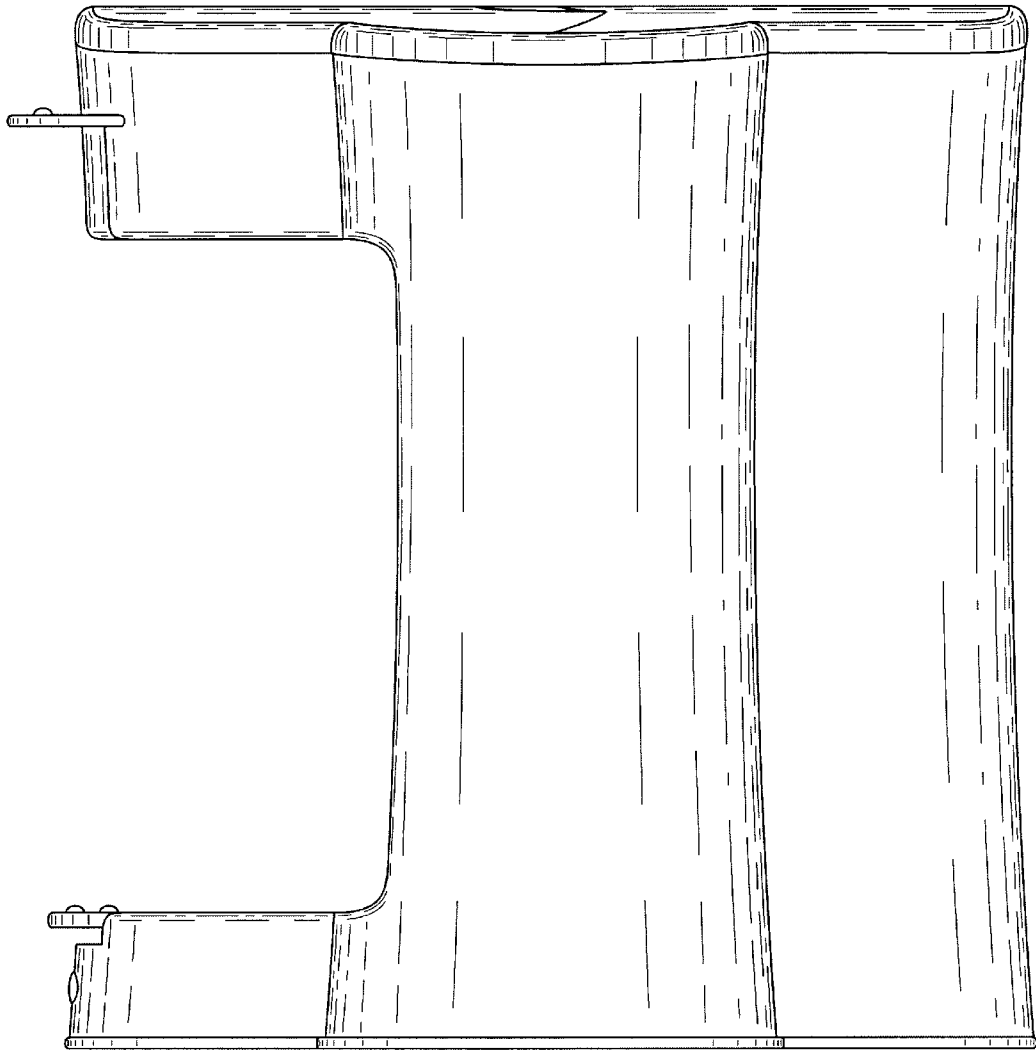
FIG. 1 is a perspective view as seen from the top, front and left side of a coffee maker showing the new design; FIG. 2 is a left side elevation view thereof; FIG. 3 is a right side elevation view thereof; FIG. 4 is a front elevation view thereof; FIG. 5 is a rear elevation view thereof; and, FIG. 6 is a top plan view thereof.

**1 Claim, 6 Drawing Sheets**

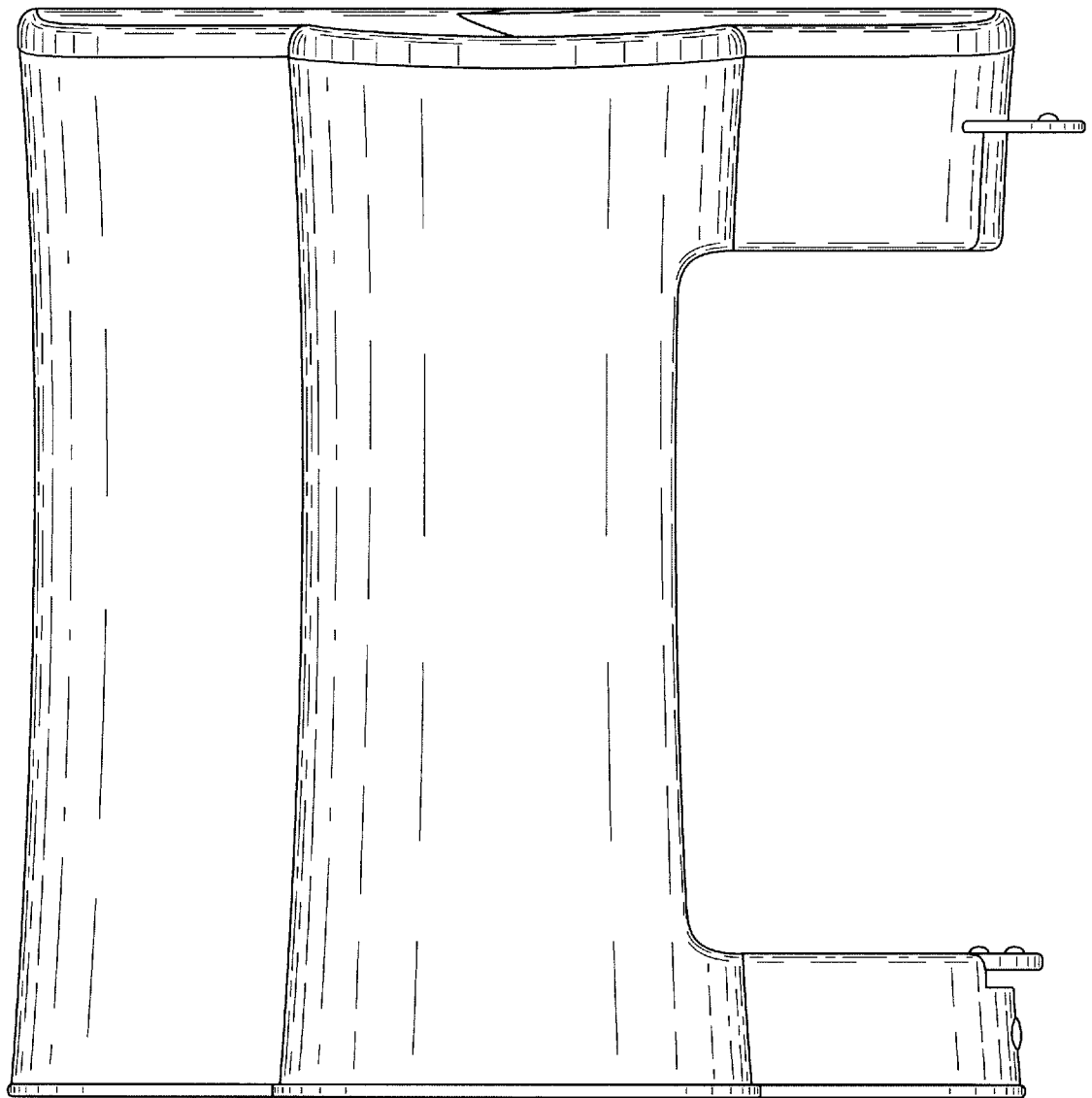




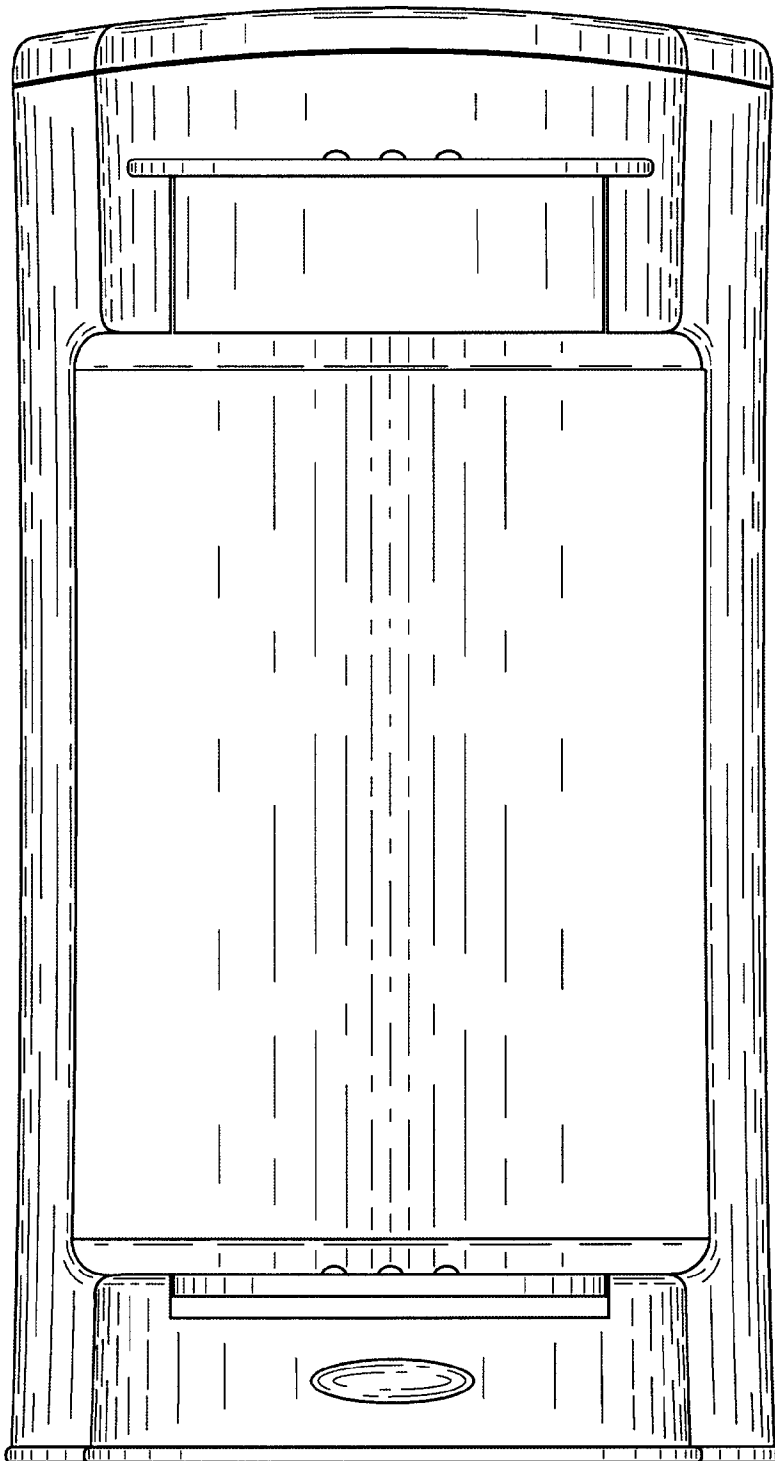
**FIG. 1**




**FIG. 2**



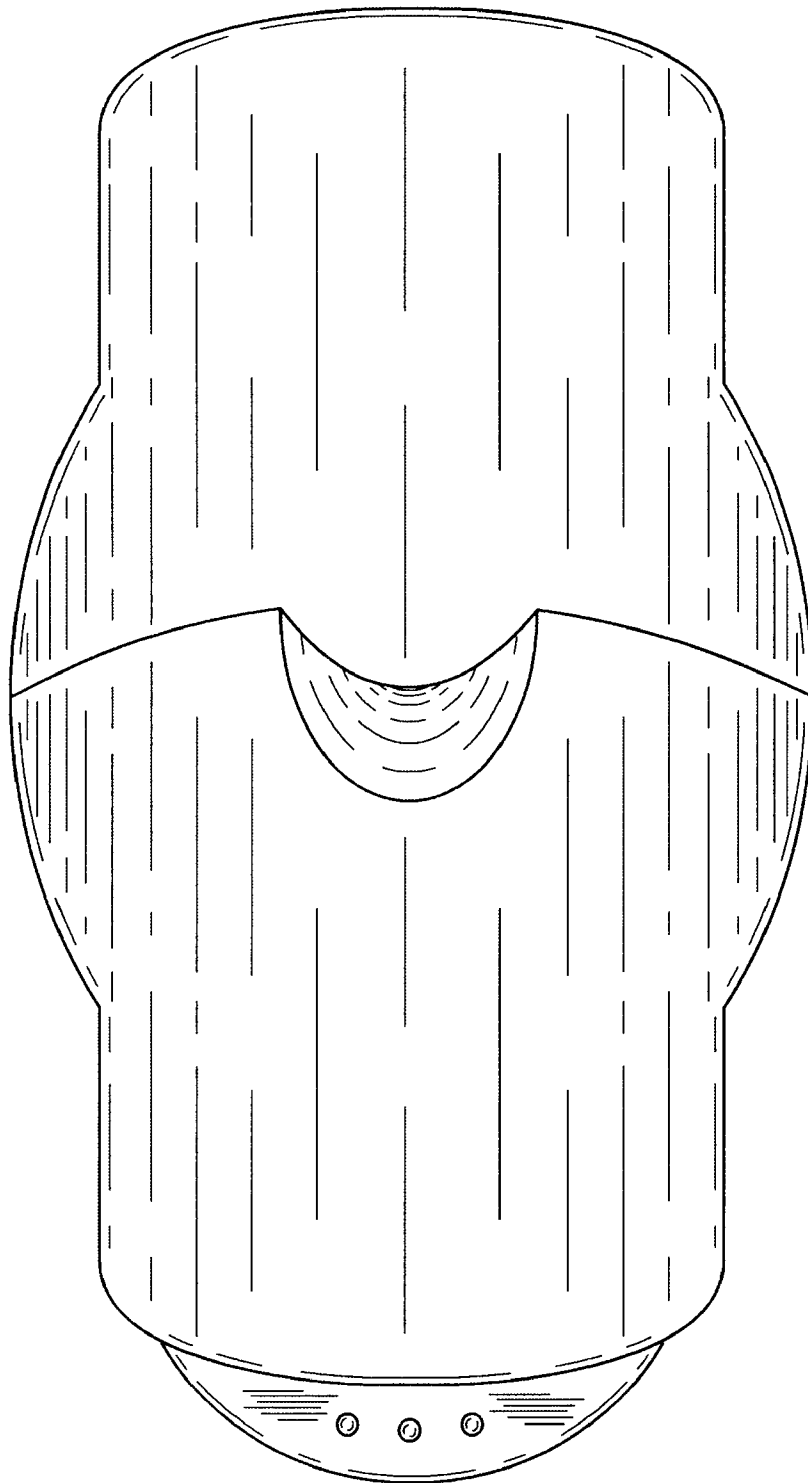
**FIG. 3**



**FIG. 4**



**FIG. 5**



**FIG. 6**