



US00D870532S

(12) **United States Design Patent** (10) **Patent No.:** **US D870,532 S**
Marfione (45) **Date of Patent:** **** Dec. 24, 2019**

(54) **SWITCHBLADE**
(71) Applicant: **Anthony Louis Marfione**, Fletcher, NC (US)
(72) Inventor: **Anthony Louis Marfione**, Fletcher, NC (US)
(73) Assignee: **Microtech Knives, Inc.**, Bradford, PA (US)
(**) Term: **15 Years**
(21) Appl. No.: **29/660,685**
(22) Filed: **Aug. 22, 2018**
(51) **LOC (12) Cl.** **08-03**
(52) **U.S. Cl.**
USPC **D8/99**
(58) **Field of Classification Search**
USPC D8/98, 99, 100, 105, 107; D22/118
CPC B26B 5/001; B26B 5/003; B26B 11/00;
B26B 1/08; B26B 1/02; B26B 1/10;
B26B 1/04
See application file for complete search history.

5,617,635 A 4/1997 Berns
D385,173 S 10/1997 McWillis
D387,966 S 12/1997 Horn
D389,389 S 1/1998 Glesser
5,819,414 A 10/1998 Marfione
D407,002 S 3/1999 Morton
D407,004 S 3/1999 Hull
6,085,423 A 7/2000 Marfione
6,101,724 A 8/2000 Halligan
6,148,522 A 11/2000 Dobandi
D435,421 S 12/2000 Strider
6,154,965 A 12/2000 Sakai
D438,443 S 3/2001 Keating
D464,246 S 10/2002 Sloan
D473,917 S 4/2003 Carter, III
D474,669 S 5/2003 Onion
D488,045 S 4/2004 Onion
D496,425 S * 9/2004 Carter, III D22/118
D505,057 S 5/2005 Ralph
D510,249 S 10/2005 Ray
D510,514 S * 10/2005 Ray D8/99
7,086,158 B1 8/2006 Halpern
7,305,729 B2 12/2007 Dehner
7,305,769 B2 12/2007 McHenry
(Continued)

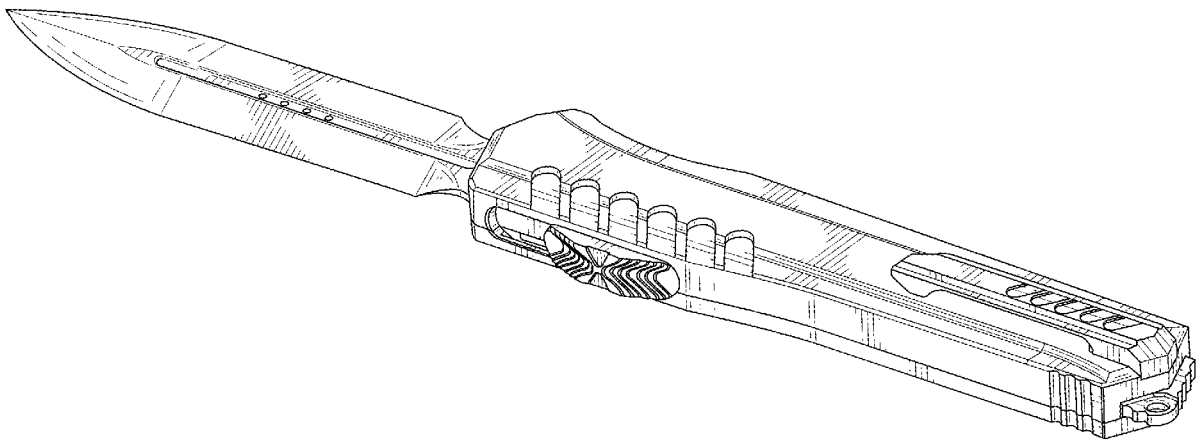
Primary Examiner — Philip S Hyder
(74) *Attorney, Agent, or Firm* — Steve LeBlanc, LLC

(56) **References Cited**
U.S. PATENT DOCUMENTS
1,056,404 A 3/1913 Lorenzo
1,231,058 A 6/1917 Pansa
2,854,745 A 10/1958 Braverman
4,089,112 A 5/1978 Richards
D265,719 S 8/1982 Dowdy
D276,887 S 12/1984 Sakurai
4,523,379 A 6/1985 Osterhout
4,744,146 A 5/1988 Schmidt
4,947,552 A 8/1990 Barnes
5,060,379 A 10/1991 Neely
D347,375 S 5/1994 Sakai
5,502,895 A 4/1996 Lemaire
5,511,311 A 4/1996 Collins

(57) **CLAIM**
The ornamental design for a switchblade, as shown and described.

DESCRIPTION
FIG. 1 is a perspective view of the switchblade;
FIG. 2 is a front view of the switchblade;
FIG. 3 is a rear view of the switchblade;
FIG. 4 is a left side view of the switchblade;
FIG. 5 is a right side view of the switchblade;
FIG. 6 is a top view of the switchblade; and,
FIG. 7 is a bottom view of the switchblade.

1 Claim, 4 Drawing Sheets



(56)

References Cited

U.S. PATENT DOCUMENTS

D560,994 S *	2/2008	Green	D8/99	D769,694 S	10/2016	Mingyi	
D567,055 S	4/2008	Renzi			9,498,889 B1 *	11/2016	Hawk	B26B 1/08
D578,857 S	10/2008	Yang-Fu			9,573,282 B1	2/2017	Sheahan	
D613,754 S	4/2010	Barcheck			D796,932 S *	9/2017	Sung	D8/99
D614,933 S	5/2010	Freeman			D810,540 S *	2/2018	Marfione	D8/99
7,797,838 B2	9/2010	Chu			10,220,527 B1 *	3/2019	Marfione	B26B 9/02
D636,051 S	4/2011	Freeman			D863,019 S *	10/2019	Chalfant	D8/99
7,979,990 B2	7/2011	Hawk et al.			2005/0044717 A1	3/2005	Nishihara	
8,028,419 B2	10/2011	VanHoy			2005/0252010 A1	11/2005	Freeman	
D666,887 S *	9/2012	Wattenberg	D8/99	2006/0143929 A1	7/2006	Lake	
D677,551 S	3/2013	Pelton			2006/0207102 A1 *	9/2006	Bezold	B26B 1/08
8,595,941 B2 *	12/2013	Lee	B26B 1/08				30/162
				30/151	2007/0175045 A1 *	8/2007	McHenry	B26B 1/08
D697,780 S	1/2014	Pelton						30/162
8,671,578 B1	3/2014	Frazer			2007/0204468 A1	9/2007	Cheng	
D706,107 S	6/2014	Pelton			2008/0222895 A1 *	9/2008	Marfione	A62B 3/00
D737,110 S	8/2015	Schuff						30/151
D743,769 S	11/2015	Glesser			2008/0222897 A1 *	9/2008	Marfione	B26B 1/08
D753,459 S	4/2016	Glesser						30/162
D765,217 S	8/2016	Tom			2009/0235543 A1 *	9/2009	Hayashi	G01C 3/02
D768,456 S	10/2016	Cheng						33/293
D768,458 S	10/2016	Mingyi			2012/0180320 A1	7/2012	Lo	
					2012/0304470 A1	12/2012	Freeman	
					2015/0367520 A1	12/2015	MacNair	

* cited by examiner

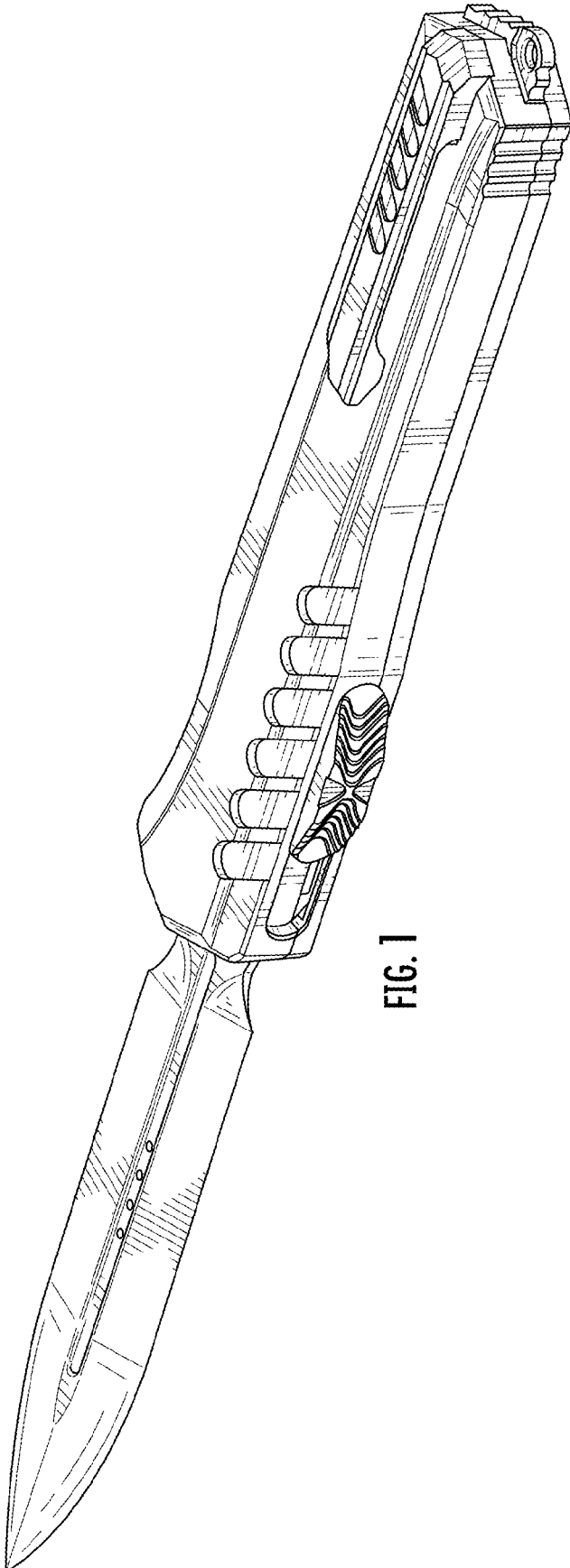


FIG. 1

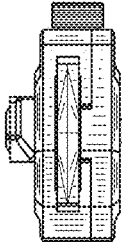


FIG. 2

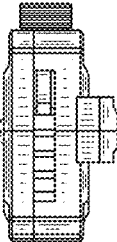


FIG. 3

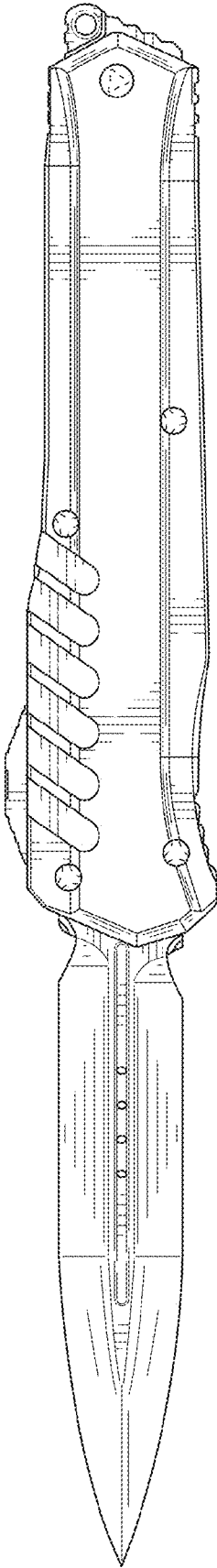


FIG. 4

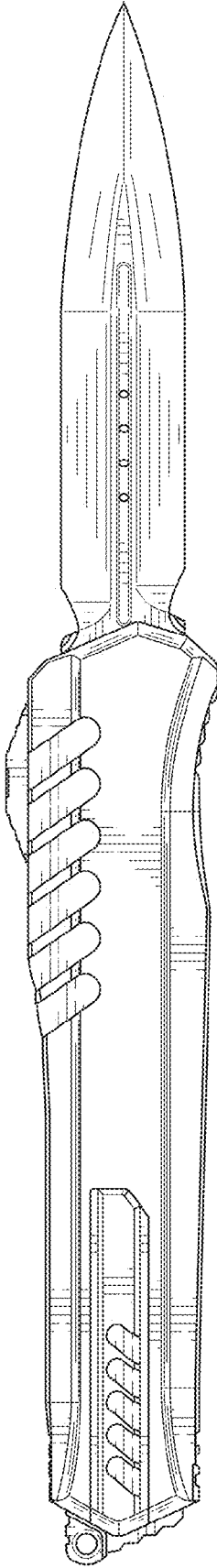


FIG. 5

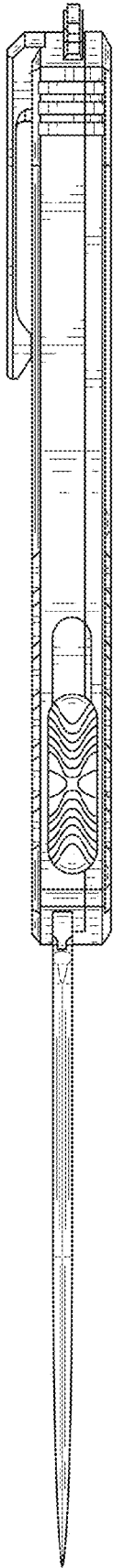


FIG. 6

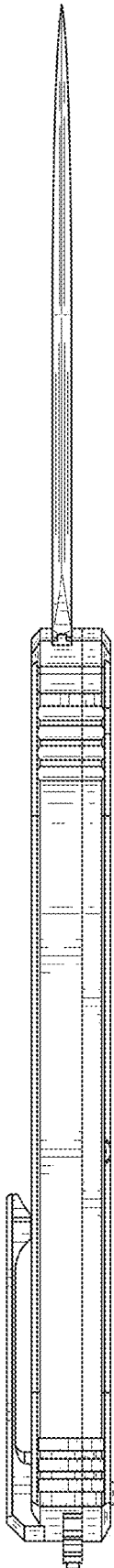


FIG. 7