



US00D525278S

(12) **United States Design Patent**
Krefman

(10) **Patent No.:** **US D525,278 S**

(45) **Date of Patent:** **** Jul. 18, 2006**

(54) **EYEGLASSES**

Attached Exhibit 2: Printout of photograph of eyeglasses which have been on sale for more than one year prior to the filing of the present application.

(76) Inventor: **Ronald Krefman**, 2086 Park La., Highland Park, IL (US) 60035

(**) Term: **14 Years**

* cited by examiner

(21) Appl. No.: **29/194,573**

(22) Filed: **Nov. 26, 2003**

Primary Examiner—Raphael Barkai

(74) *Attorney, Agent, or Firm*—Law Office of Marc D. Machtinger, Ltd.

(51) **LOC (8) Cl.** **16-06**

(52) **U.S. Cl.** **D16/326; D16/333**

(58) **Field of Classification Search** D16/300–330,
D16/101, 332–338; D29/109–110; D24/110.2;
351/41, 44, 51–52, 158, 92, 103–111, 131,
351/61, 114–119, 122–123, 47; 2/426–432,
2/448, 441, 447, 434–437

See application file for complete search history.

(57) **CLAIM**

The ornamental design for “eyeglasses,” as shown and described.

DESCRIPTION

(56) **References Cited**

U.S. PATENT DOCUMENTS

D192,884 S	*	5/1962	Petitto et al.	D16/326
D214,292 S	*	5/1969	Mitchell	D16/326
D383,477 S	*	9/1997	Simioni	D16/326
D424,094 S	*	5/2000	Conway	D16/335
D424,597 S	*	5/2000	Conway	D16/326

OTHER PUBLICATIONS

Killer Loop eyewear catalog, p. 6, 1999.*

Ray-Ban Catalog, p. 27, 1999.*

Attached Exhibit 1: Printout of photograph of eyeglasses which have been on sale for more than one year prior to the filing of the present application.

FIG. 1 is a frontal view of the eyeglasses of the present design;

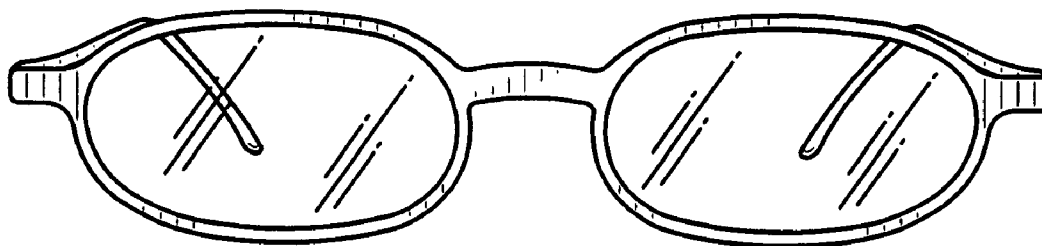
FIG. 2 is a right side view thereof, the left side view being identical in mirror image thereto;

FIG. 3 is a top view thereof;

FIG. 4 is a back view thereof; and,

FIG. 5 is a bottom view thereof.

1 Claim, 2 Drawing Sheets



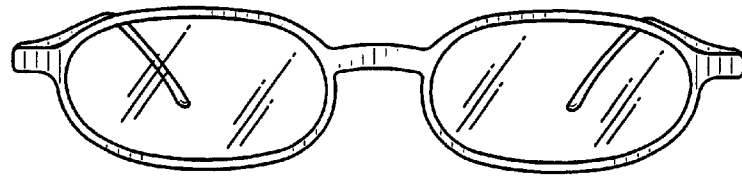


FIG. 1

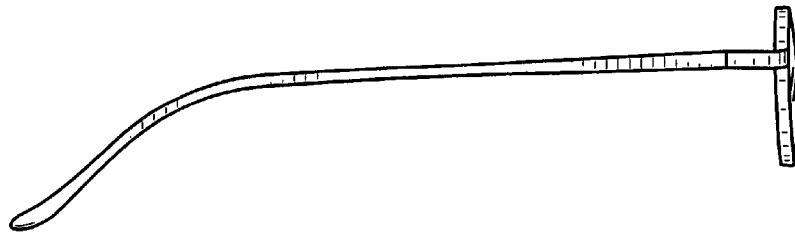


FIG. 2

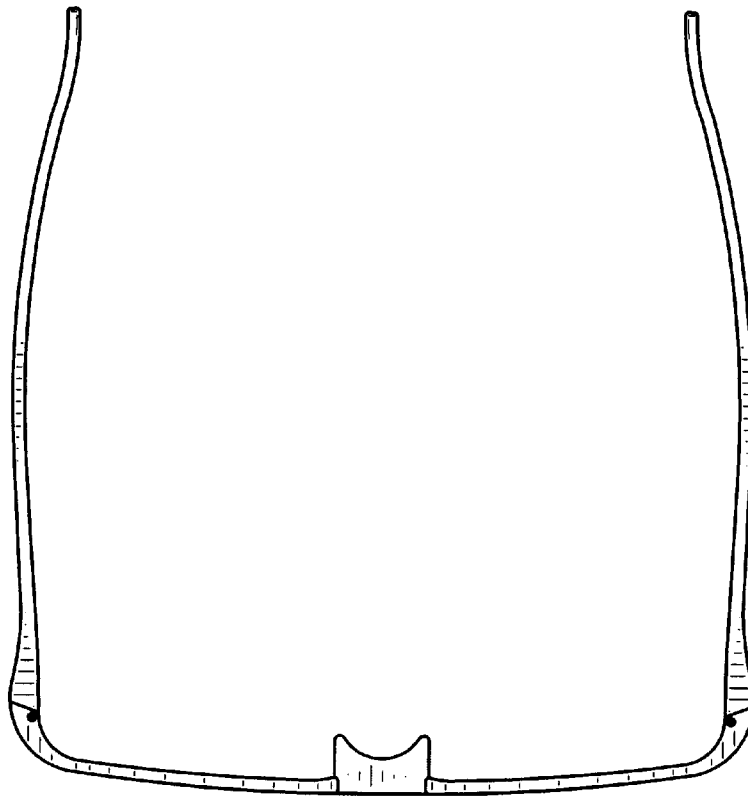


FIG. 3



FIG. 4

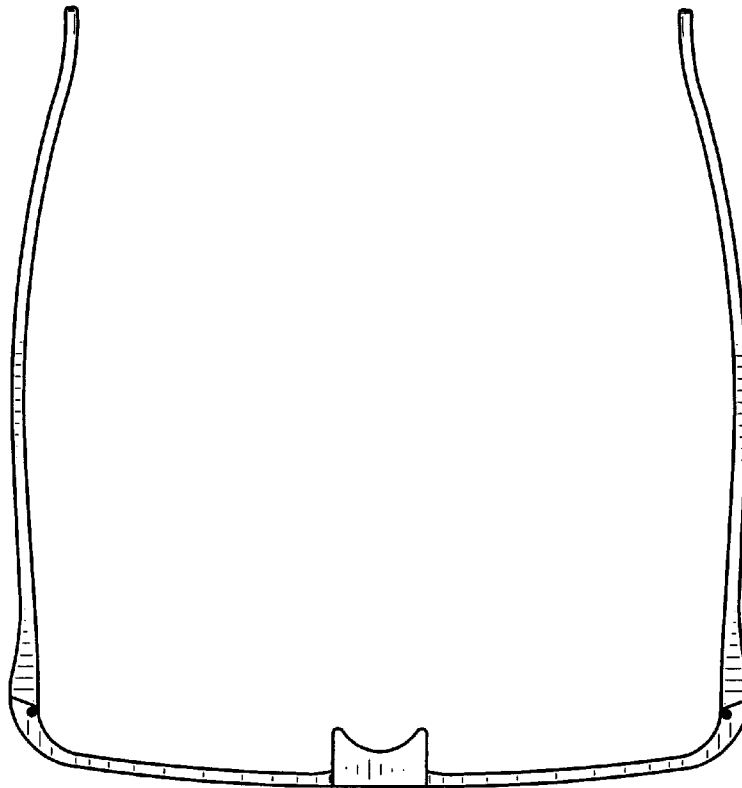


FIG. 5