



INTERNATIONAL APPLICATION PUBLISHED UNDER THE PATENT COOPERATION TREATY (PCT)

(51) International Patent Classification ⁶ : C12N 9/54 // C11D 3/386	A1	(11) International Publication Number: WO 98/20116 (43) International Publication Date: 14 May 1998 (14.05.98)								
(21) International Application Number: PCT/DK97/00500 (22) International Filing Date: 4 November 1997 (04.11.97) (30) Priority Data: <table border="0"> <tr> <td>1235/96</td> <td>4 November 1996 (04.11.96)</td> <td>DK</td> </tr> <tr> <td>1240/96</td> <td>5 November 1996 (05.11.96)</td> <td>DK</td> </tr> <tr> <td>0284/97</td> <td>14 March 1997 (14.03.97)</td> <td>DK</td> </tr> </table> (71) Applicant: NOVO NORDISK A/S [DK/DK]; Novo Allé, DK-2880 Bagsværd (DK). (72) Inventors: VON DER OSTEN, Claus; Novo Nordisk a/s, Novo Allé, DK-2880 Bagsværd (DK). HALKIER, Torben; Hestkøbvej 11E, DK-3460 Birkerød (DK). ANDERSEN, Carsten; Novo Nordisk a/s, Novo Allé, DK-2880 Bagsværd (DK). BAUDITZ, Peter; Novo Nordisk a/s, Novo Allé, DK-2880 Bagsværd (DK). HANSEN, Peter, Kamp; Novo Nordisk a/s, Novo Allé, DK-2880 Bagsværd (DK).	1235/96	4 November 1996 (04.11.96)	DK	1240/96	5 November 1996 (05.11.96)	DK	0284/97	14 March 1997 (14.03.97)	DK	(81) Designated States: AL, AM, AT, AU, AZ, BA, BB, BG, BR, BY, CA, CH, CN, CU, CZ, DE, DK, EE, ES, FI, GB, GE, GH, HU, ID, IL, IS, JP, KE, KG, KP, KR, KZ, LC, LK, LR, LS, LT, LU, LV, MD, MG, MK, MN, MW, MX, NO, NZ, PL, PT, RO, RU, SD, SE, SG, SI, SK, SL, TJ, TM, TR, TT, UA, UG, UZ, VN, YU, ZW, ARIPO patent (GH, KE, LS, MW, SD, SZ, UG, ZW), Eurasian patent (AM, AZ, BY, KG, KZ, MD, RU, TJ, TM), European patent (AT, BE, CH, DE, DK, ES, FI, FR, GB, GR, IE, IT, LU, MC, NL, PT, SE), OAPI patent (BF, BJ, CF, CG, CI, CM, GA, GN, ML, MR, NE, SN, TD, TG). Published <i>With international search report.</i> <i>Before the expiration of the time limit for amending the claims and to be republished in the event of the receipt of amendments.</i>
1235/96	4 November 1996 (04.11.96)	DK								
1240/96	5 November 1996 (05.11.96)	DK								
0284/97	14 March 1997 (14.03.97)	DK								
(54) Title: SUBTILASE VARIANTS AND COMPOSITIONS										
(57) Abstract Enzymes produced by mutating the genes for a number of subtilases and expressing the mutated genes in suitable hosts are presented. The enzymes exhibit improved autoproteolytic stability in comparison to their wild type parent enzymes.										

FOR THE PURPOSES OF INFORMATION ONLY

Codes used to identify States party to the PCT on the front pages of pamphlets publishing international applications under the PCT.

AL	Albania	ES	Spain	LS	Lesotho	SI	Slovenia
AM	Armenia	FI	Finland	LT	Lithuania	SK	Slovakia
AT	Austria	FR	France	LU	Luxembourg	SN	Senegal
AU	Australia	GA	Gabon	LV	Latvia	SZ	Swaziland
AZ	Azerbaijan	GB	United Kingdom	MC	Monaco	TD	Chad
BA	Bosnia and Herzegovina	GE	Georgia	MD	Republic of Moldova	TG	Togo
BB	Barbados	GH	Ghana	MG	Madagascar	TJ	Tajikistan
BE	Belgium	GN	Guinea	MK	The former Yugoslav Republic of Macedonia	TM	Turkmenistan
BF	Burkina Faso	GR	Greece	ML	Mali	TR	Turkey
BG	Bulgaria	HU	Hungary	MN	Mongolia	TT	Trinidad and Tobago
BJ	Benin	IE	Ireland	MR	Mauritania	UA	Ukraine
BR	Brazil	IL	Israel	MW	Malawi	UG	Uganda
BY	Belarus	IS	Iceland	MX	Mexico	US	United States of America
CA	Canada	IT	Italy	NE	Niger	UZ	Uzbekistan
CF	Central African Republic	JP	Japan	NL	Netherlands	VN	Viet Nam
CG	Congo	KE	Kenya	NO	Norway	YU	Yugoslavia
CH	Switzerland	KG	Kyrgyzstan	NZ	New Zealand	ZW	Zimbabwe
CI	Côte d'Ivoire	KP	Democratic People's Republic of Korea	PL	Poland		
CM	Cameroon	KR	Republic of Korea	PT	Portugal		
CN	China	KZ	Kazakstan	RO	Romania		
CU	Cuba	LC	Saint Lucia	RU	Russian Federation		
CZ	Czech Republic	LI	Liechtenstein	SD	Sudan		
DE	Germany	LK	Sri Lanka	SE	Sweden		
DK	Denmark	LR	Liberia	SG	Singapore		
EE	Estonia						

SUBTILASE VARIANTS AND COMPOSITIONS**TECHNICAL FIELD**

5 This invention relates to novel mutant protease enzymes or enzyme variants useful in formulating detergent compositions and exhibiting increased autoproteolytic stability; cleaning and detergent compositions containing said enzymes; mutated genes coding for the expression of said enzymes when inserted into a
10 suitable host cell or organism; and such host cells transformed therewith and capable of expressing said enzyme variants.

BACKGROUND OF THE INVENTION

15 In the detergent industry enzymes have for more than 30 years been implemented in washing formulations. Enzymes used in such formulations comprise proteases, lipases, amylases, cellulases, as well as other enzymes, or mixtures thereof. Commercially most important enzymes are proteases.

20 Although proteases have been used in the detergent industry for more than 30 years, much remains unknown as to details of how these enzymes interact with substrates and/or other substances present in e.g. detergent compositions. Some factors related to specific residues of the proteases and
25 influencing certain properties, such as oxidative and thermal stability in general, of the proteases have been elucidated, but much remains to be found out. Also, it is still not exactly known which physical or chemical characteristics are responsible for a good washing performance or stability of a protease in a specific
30 detergent composition.

The currently used proteases have for the most part been found by isolating proteases from nature and testing them in detergent formulations.

At present at least the following proteases are known to
35 be commercially available and many of them are marketed in large quantities in many countries of the world.

Subtilisin BPN' or Novo (available from e.g. SIGMA, St. Louis, U.S.A.), and Subtilisin Carlsberg, ALCALASE® (NOVO NORDISK A/S)) and MAXATASE® (Genencor).

A *Bacillus lentus* subtilisin, subtilisin 309, marketed by 5 NOVO NORDISK A/S as SAVINASE®. A protein engineered variant of this enzyme is marketed as DURAZYM®.

Enzymes closely resembling SAVINASE®, such as subtilisin PB92, MAXACAL® marketed by Genencor Inc. (a protein engineered variant of this enzyme is marketed as MAXAPEM®), OPTICLEAN® 10 marketed by SOLVAY et Cie. and PURAFECT® marketed by GENENCOR International.

A *Bacillus lentus* subtilisin, subtilisin 147, marketed by NOVO NORDISK A/S as ESPERASE®;

An increasing number of commercially used proteases are 15 protein engineered variants of naturally occurring wild type proteases, e.g. DURAZYM® (Novo Nordisk A/S), RELEASE® (Novo Nordisk A/S), MAXAPEM® (Gist-Brocades N.V.), PURAFECT® (Genencor International, Inc.).

Therefore, an object of the present invention, is to 20 provide improved protein engineered protease variants, especially for use in the detergent industry.

PROTEASES

Enzymes cleaving the amide linkages in protein substrates are 25 classified as proteases, or (interchangeably) peptidases (see Walsh, 1979, *Enzymatic Reaction Mechanisms*. W.H. Freeman and Company, San Francisco, Chapter 3). Bacteria of the *Bacillus* species secrete two extracellular types of protease, neutral proteases (or metalloproteases), and alkaline proteases among 30 which the most important functionally is a serine endopeptidase and usually referred to as subtilisin.

SERINE PROTEASES

A serine protease is an enzyme which catalyzes the hydrolysis of 35 peptide bonds, and in which there is an essential serine residue at the active site (White, Handler and Smith, 1973 "*Principles of*

Biochemistry," Fifth Edition, McGraw-Hill Book Company, NY, pp. 271-272).

The bacterial serine proteases have molecular weights in the 20,000 to 45,000 Daltons range. They are inhibited by diisopropylfluorophosphate. They hydrolyze simple terminal esters and are similar in activity to eukaryotic chymotrypsin, also a serine protease. A more narrow term, alkaline protease, covering a sub-group, reflects the high pH optimum of some of the serine proteases, from pH 9.0 to 11.0 (for review, see Priest (1977) *Bacteriological Rev.* **41** 711-753).

SUBTILASES

A sub-group of the serine proteases tentatively designated subtilases has been proposed by Siezen *et al.*, *Protein Engng.* **4** (1991) 719-737. They are defined by homology analysis of more than 40 amino acid sequences of serine proteases previously referred to as subtilisin-like proteases. A subtilisin was previously defined as a serine protease produced by Gram-positive bacteria or fungi, and according to Siezen *et al.* now is a subgroup of the subtilases. A wide variety of subtilisins have been identified, and the amino acid sequence of a number of subtilisins have been determined. These include more than six subtilisins from *Bacillus* strains, namely, subtilisin 168, subtilisin BPN', subtilisin Carlsberg, subtilisin Y, subtilisin amylosacchariticus, and mesentericopeptidase (Kurihara *et al.* (1972) *J. Biol. Chem.* **247** 5629-5631; Wells *et al.* (1983) *Nucleic Acids Res.* **11** 7911-7925; Stahl and Ferrari (1984) *J. Bacteriol.* **159** 811-819, Jacobs *et al.* (1985) *Nucl. Acids Res.* **13** 8913-8926; Nedkov *et al.* (1985) *Biol. Chem. Hoppe-Seyler* **366** 421-430, Svendsen *et al.* (1986) *FEBS Lett.* **196** 228-232), one subtilisin from an actinomycetales, thermitase from *Thermoactinomyces vulgaris* (Meloun *et al.* (1985) *FEBS Lett.* **198** 195-200), and one fungal subtilisin, proteinase K from *Tritirachium album* (Jany and Mayer (1985) *Biol.Chem. Hoppe-Seyler* **366** 584-492). for further reference Table I from Siezen *et al.* has been reproduced below.

Subtilisins are well-characterized physically and chemically. In addition to knowledge of the primary structure

(amino acid sequence) of these enzymes, over 50 high resolution X-ray structures of subtilisins have been determined which delineate the binding of substrate, transition state, products, at least three different protease inhibitors, and define the structural consequences for natural variation (Kraut (1977) *Ann. Rev. Biochem.* **46** 331-358).

One subgroup of the subtilases, I-S1, comprises the "classical" subtilisins, such as subtilisin 168, subtilisin BPN', subtilisin Carlsberg (ALCALASE[®], NOVO NORDISK A/S), and subtilisin DY.

A further subgroup of the subtilases I-S2, is recognised by Siezen *et al.* (*supra*). Sub-group I-S2 proteases are described as highly alkaline subtilisins and comprise enzymes such as subtilisin PB92 (MAXACAL[®], Gist-Brocades NV), subtilisin 309 (SAVINASE[®], NOVO NORDISK A/S), subtilisin 147 (ESPERASE[®], NOVO NORDISK A/S), and alkaline elastase YaB.

Random and site-directed mutations of the subtilase gene have both arisen from knowledge of the physical and chemical properties of the enzyme and contributed information relating to subtilase's catalytic activity, substrate specificity, tertiary structure, etc. (Wells *et al.* (1987) *Proc. Natl. Acad. Sci. U.S.A.* **84**; 1219-1223; Wells *et al.* (1986) *Phil. Trans. R. Soc. Lond.A.* **317** 415-423; Hwang and Warshel (1987) *Biochem.* **26** 2669-2673; Rao *et al.*, (1987) *Nature* **328** 551-554).

More recent publications covering this area are Carter *et al.* (1989) *Proteins* **6** 240-248 relating to design of variants that cleave a specific target sequence in a substrate (positions 24 and 64); Graycar *et al.* (1992) *Annals of the New York Academy of Sciences* **672** 71-79 discussing a number of previously published results; and Takagi (1993) *Int. J. Biochem.* **25** 307-312 also reviewing previous results.

Especially site-directed mutagenesis of the subtilisin genes has attracted much attention, and various mutations are described in the following patent applications and patents:

PREVIOUSLY CHARACTERIZED PROTEASE VARIANTS

Numerous references describe construction of Protease variants. In order to make it easier to get an overview of the overall prior art status, the references are ordered in two sections.

Section one deals with references describing the technological background and identification of Protease variants presently not believed to be related to the variants disclosed in the present invention. Those references are mainly included in order to summarize the state of the art within the field of construction of protease variants for different purposes.

Section two deals with references describing identification of Protease variants believed to be of some relevance to the variants of the present invention.

15

References summarizing the state of the art (Section 1):

EP 130756 (GENENTECH) (corresponding to US Reissue Patent No. 34,606 (GENENCOR)) relating to site specific or randomly generated mutations in "carbonyl hydrolases" and subsequent screening of the mutated enzymes for various properties, such as k_{cat}/K_m ratio, pH-activity profile, and oxidation stability. This publication claims site-specific mutation of subtilisins BPN' in certain specified positions, i.e. ⁻¹Tyr, ³²Asp, ¹⁵⁵Asn, ¹⁰⁴Tyr, ²²²Met, ¹⁶⁶Gly, ⁶⁴His, ¹⁶⁹Gly, ¹⁸⁹Phe, ³³Ser, ²²¹Ser, ²¹⁷Tyr, ¹⁵⁶Glu or ¹⁵²Ala, to provide for enzymes exhibiting altered properties. Since these positions all except position -1 were known to be involved in the functioning of the enzyme prior to the filing of the application, this application does not contribute to solving the problem of deciding where to introduce mutations in order to obtain enzymes with specific desired properties.

EP 214435 (HENKEL) relating to cloning and expression of subtilisin Carlsberg and two mutants thereof. In this application no reason for mutation of ¹⁵⁸Asp to ¹⁵⁸Ser and ¹⁶¹Ser to ¹⁶¹Asp is provided.

In WO 87/04461 (AMGEN) it is proposed to reduce the number of Asn-Gly sequences present in the parent enzyme in order

to obtain mutated enzymes exhibiting improved pH and heat stabilities, in the application emphasis is put on removing, mutating, or modifying the ¹⁰⁹Asn and the ²¹⁸Asn residues in subtilisin BPN'. No examples are provided for any deletions or
5 for modifying the Gly-residues.

WO 87/05050 (GENEX) discloses random mutation and subsequent screening of a number of mutants of subtilisin BPN' for improved properties. In the application mutations are described in positions ²¹⁸Asn, ¹³¹Gly, ²⁵⁴Thr, ¹⁶⁶Gly, ¹¹⁶Ala, ¹⁸⁸Ser,
10 ¹²⁶Leu, and ⁵³Ser.

EP 260105 (GENENCOR) describes modification of certain properties in enzymes containing a catalytic triad by selecting an amino acid residue within about 15 Å from the catalytic triad and replace the selected amino acid residue with another residue.
15 Enzymes of the subtilase type described in the present specification are specifically mentioned as belonging to the class of enzymes containing a catalytic triad. In subtilisins positions 222 and 217 are indicated as preferred positions for replacement.

20 Also, it has been shown by Thomas, Russell, and Fersht (1985) *Nature* **318** 375-376 that exchange of ⁹⁹Asp into ⁹⁹Ser in subtilisin BPN' changes the pH dependency of the enzyme.

In a subsequent article (1987) *J. Mol. Biol.* **193** 803-813, the same authors also discuss the substitution of ¹⁵⁶Ser in place
25 of ¹⁵⁶Glu.

Both these mutations are within a distance of about 15Å from the active ⁶⁴His.

In *Nature* **328** 496-500 (1987) Russel and Fersht discuss the results of their experiments and present rules for changing
30 pH-activity profiles by mutating an enzyme to obtain changes in surface charge.

WO 88/08028 (Genex) and WO 88/08033 (Amgen) both relate to modifications of amino acid residues in the calcium binding sites of subtilisin BPN'. The enzyme is said to be stabilized by
35 substituting more negatively charged residues for the original ones.

WO 95/27049 (SOLVAY S.A.) describes a subtilisin 309 type protease with the following mutations: N43R+N116R+N117R (BPN' numbering). Data indicate the corresponding variant is having improved stability, compared to wildtype.

5 WO 95/30011, WO 95/30010, and WO 95/29979 (PROCTER & GAMBLE COMPANY) describe 6 regions, especially position 199-220 (BPN' numbering), in both Subtilisin BPN' and subtilisin 309, which are designed to change (i.e. decrease) the adsorption of the enzyme to surface-bound soils. It is suggested that decreased
10 adsorption by an enzyme to a substrate results in better detergent cleaning performance. No data on any variants or specific detergent wash performance data are provided.

Previously characterized protease variants having some relevance
15 to the present invention. (section two):

In EP 251 446 (GENENCOR) it is described how homology considerations at both primary and tertiary structural levels may be applied to identify equivalent amino acid residues whether
20 conserved or not. It is claimed that this information together with the inventors knowledge of the tertiary structure of subtilisin BPN' brought the inventors to select a number of positions susceptible to mutation with an expectation of obtaining mutants with altered properties. The positions so
25 identified are: ¹²⁴Met, ²²²Met, ¹⁰⁴Tyr, ¹⁵²Ala, ¹⁵⁶Glu, ¹⁶⁶Gly, ¹⁶⁹Gly, ¹⁸⁹Phe, ²¹⁷Tyr. Also ¹⁵⁵Asn, ²¹Tyr, ²²Thr, ²⁴Ser, ³²Asp, ³³Ser, ³⁶Asp, ⁴⁶Gly, ⁴⁸Ala, ⁴⁹Ser, ⁵⁰Met, ⁷⁷Asn, ⁸⁷Ser, ⁹⁴Lys, ⁹⁵Val, ⁹⁶Leu, ¹⁰⁷Ile, ¹¹⁰Gly, ¹⁷⁰Lys, ¹⁷¹Tyr, ¹⁷²Pro, ¹⁹⁷Asp, ¹⁹⁹Met, ²⁰⁴Ser, ²¹³Lys, and ²²¹Ser, which positions are identified as being expected to influence
30 various properties of the enzyme. Also, a number of mutations are exemplified to support these suggestions. In addition to single mutations in these positions the inventors also performed a number of multiple mutations. Further the inventors identify
35 ²¹⁵Gly, ⁶⁷His, ¹²⁶Leu, ¹³⁵Leu, and amino acid residues within the segments 97-103, 126-129, 213-215, and 152-172 as having interest, but mutations in any of these positions are not exemplified.

Especially of interest for the purpose of the present invention the inventors of EP 251 446 suggest to substitute ¹⁷⁰Lys (in subtilisin BPN', type I-S1), specifically they suggest to introduce Glu or Arg for the original Lys. It appears that the
5 Glu variant was produced and it was found that it was highly susceptible to autolytic degradation (cf. pages 48, 121, 123 (Table XXI includes an obvious error, but indicates a reduction in autolysis half-time from 86 to 13 minutes) and Fig. 32).

In WO 89/06279 (NOVO NORDISK A/S) position 170 is indicated as interesting and it is suggested to replace the existing
10 residue with Tyr. However, no data are given in respect of such a variant. In WO 91/00345 (NOVO NORDISK A/S) the same suggestion is made, and it is shown that the Tyr variant of position 170 in subtilisin 309 (type I-S2) exhibits an improved wash performance
15 in detergents at a pH of about 8 (variant S003 in Tables III, IV, V, VI, VIII, X). The same substitution in combination with other substitutions in other positions also indicates an improved wash performance (S004, S011-S014, S022-S024, S019, S020, S203, S225, S227 in the same Table and Table VII) all in accordance with the
20 generic concept of said application.

In EP 525 610 A1 (SOLVAY) it is suggested to improve the stability of the enzyme (a type I-S2 subtilase closely related to subtilisin PB92) towards ionic tensides by decreasing the hydrophobicity in certain surface regions thereof. It is
25 suggested to substitute Gln for the Arg in position 164 (170 if using BPN' numbering). No variants comprising this substitution are disclosed in the application.

In WO 94/02618 (GIST-BROCADES N.V.) a number of position 164 (170 if using BPN' numbering) variants of the I-S2 type
30 subtilisin PB92 are described. Examples are provided showing substitution of Met, Val, Tyr, and Ile for the original Arg. Wash performance testing in powder detergents of the variants indicates a slight improvement. Especially for the Ile variant wash performance tests on cacao an improvement of about 20-30% is
35 indicated. No stability data are provided.

In PCT/DK96/00207 (not yet published) a number of protease variants with improved wash performance and/or storage stability is described.

It was found that subtilase variants with improved wash performance can be obtained by substituting one or more amino acid residues situated in, or in the vicinity of a hydrophobic domain of the parent subtilase for an amino acid residue more hydrophobic than the original residue, said hydrophobic domain comprising the residues corresponding to residues I165, Y167, Y171 of BLS309 (in BASBPN numbering), and said residues in the vicinity thereof comprising residues corresponding to the residues E136, G159, S164, R170, A194, and G195 of BLS309 (in BASBPN numbering) (PCT/DK96/00207).

US 5.543.302 describes the identification of important autoproteolytic cleavage site in different wild type proteases (MILEZYME®, SAVINASE®, and ESPERASE®).

The present invention focuses on specific protease variants influencing the position of autoproteolytic cleavage sites in a group of protease variants described in our pending patent application PCT/DK96/00207. The variants of the present invention have surprisingly been found to exhibit an altered autoproteolytic degradation pattern compared to the autoproteolytic degradation pattern described for corresponding wildtype proteases in US 5.543.302.

25

SUMMARY OF THE INVENTION

It has now surprisingly been found that subtilase variants having modification(s) in one or more amino acid residues situated in positions corresponding to residues P129, P131, E136, G159, S164, I165, Y167, R170, Y171 of BLS309 (in BASBPN numbering), have an altered autoproteolytic degradation pattern, as compared to the corresponding wildtype. The primary alteration is an autolytic cleavage site apparently located between residues 132-133 (in BASBPN numbering).

SAVINASE® is known to have a broad substrate specificity and will upon extensive incubation auto cleavage itself at

numerous sites. However the initial 1-5 cleavage sites (primary sites) are of highest relevance for industrial applications of the subtilase proteases.

Said autolytic cleavage site located between residues 5 132-133 is presently believed to be a new primary autoproteolytic cleavage site. This is presently believed to be the first time that this autoproteolytic cleavage site has been identified, as a primary autoproteolytic cleavage site, in a subtilase protease enzyme. For further details reference is made to a working 10 example herein (*vide infra*).

Consequently in its first aspect, the present invention relates to a subtilase enzyme variant characterized by being derived from a precursor subtilase enzyme having an autoproteolytic split site between residues 132 and 133 (in BASBPN 15 numbering), which further has been modified by substitution, insertion or deletion at or in one or more of the residues situated in positions corresponding to residues 129, 130, 131, 132, 133, 134, 135, 136 of BLS309 (in BASBPN numbering); whereby said variant exhibits increased autoproteolytic stability 20 relative to said precursor subtilase enzyme.

In a second aspect the invention relates a subtilase enzyme variant characterized by being derived from a precursor subtilase enzyme variant having modification(s) in one or more amino acid residues situated in positions corresponding to 25 residues G159, S164, I165, Y167, R170, Y171 of BLS309 (in BASBPN numbering); which further has been modified by substitution, insertion or deletion at or in one or more of the residues situated in positions corresponding to residues 129, 130, 131, 132, 133, 134, 135, 136 (in BASBPN numbering); whereby said 30 variants exhibit increased autoproteolytic stability relative to the precursor subtilase variant which is not modified at any of said positions 129-136.

US 5.543.302 teaches that SAVINASE® has a autoproteolytic cleavage site located between residues 192-193 35 (in BASBPN numbering) and suggests to make modifications in a broad region around this site (between residue 180-210) in order to obtain a variant with increased autoproteolytic stability.

The present inventors have confirmed this autoproteolytic site between residues 192-193 (in BASBPN numbering) in both SAVINASE® and SAVINASE® variants having modification(s) in one or more amino acid residues situated in positions corresponding to residues P129, P131, E136, G159, S164, I165, Y167, R170, Y171 of BLS309 (in BASBPN numbering). The present inventors suggest specific modifications (mutations), in the vicinity of the autoproteolytic site between residues 192-193 (in BASBPN numbering), such as S190P, and G193A (in BASBPN numbering).

Such specific mutations are not discussed or indicated in US 5.543.302, where only a rather broad region (between residues 180-210) is described and no specific mutation resulting in increased autoproteolytic stability is disclosed in US 5.5453.302.

For further details reference is made to a working example herein (*vide infra*).

Accordingly, in a third aspect the invention relates to a subtilase enzyme variant characterized by being derived from a precursor subtilase enzyme having an autoproteolytic split site between residues 192 and 193 (in BASBPN numbering), which further has been modified by substitution, insertion or deletion at or in one or more of the residues situated in positions corresponding to residues 189, 190, 191, 192, 193, 194, 195, 196 (in BASBPN numbering); whereby said variant exhibits increased autoproteolytic stability relative to said precursor subtilase enzyme.

In a fourth aspect the invention relates to a subtilase enzyme variant characterized by being derived from a precursor subtilase enzyme variant having modification(s) in one or more amino acid residues situated in positions corresponding to residues residues P129, P131, E136, G159, S164, I165, Y167, R170, Y171 of BLS309 (in BASBPN numbering) which further has been modified by substitution, insertion or deletion at or in one or more of the residues situated in positions corresponding to residues 189, 190, 191, 192, 193, 194, 195, 196 of BLS309 (in BASBPN numbering); whereby said variants exhibit increased

autoproteolytic stability relative to the precursor subtilase variant which is not modified at any of said positions 189-196.

In a further aspect the invention relates to DNA constructs capable of expressing the enzymes of the invention, 5 when inserted in a suitable manner into a host cell that subsequently is brought to express the subtilisin enzyme(s) of the first aspect.

In a further aspect the invention relates to the production of the subtilisin enzymes of the invention by 10 inserting a DNA construct according to the second aspect into a suitable host, cultivating the host to express the desired subtilase enzyme, and recovering the enzyme product.

The invention relates, in part, but is not limited to, mutants of the genes expressing the subtilase sub-group I-S2 15 enzymes and the corresponding enzyme variants, as indicated above.

Other subtilase gene variants encompassed by the invention are such as those of the subtilase subgroup I-S1, e.g. Subtilisin BPN', and Subtilisin Carlsberg genes and ensuing 20 variant Subtilisin BPN', Proteinase K, and Subtilisin Carlsberg enzymes, which exhibit improved stability in concentrated liquid detergents.

Still further subtilase gene variants encompassed by the invention are such as Proteinase K and other genes and ensuing 25 variant Proteinase K, and other subtilase enzymes, which exhibit improved stability in concentrated liquid detergents.

Other examples of parent subtilase enzymes that can be modified in accordance with the invention are listed in Table I.

Further the invention relates to the use of the mutant 30 enzymes in cleaning compositions and cleaning compositions comprising the mutant enzymes, especially detergent compositions comprising the mutant subtilisin enzymes.

According to the invention such detergent compositions may furthermore comprise one or more other enzymes, such as 35 lipases, cellulases, amylases, etc.

ABBREVIATIONSAMINO ACIDS

	A	=	Ala	=	Alanine
5	V	=	Val	=	Valine
	L	=	Leu	=	Leucine
	I	=	Ile	=	Isoleucine
	P	=	Pro	=	Proline
	F	=	Phe	=	Phenylalanine
10	W	=	Trp	=	Tryptophan
	M	=	Met	=	Methionine
	G	=	Gly	=	Glycine
	S	=	Ser	=	Serine
	T	=	Thr	=	Threonine
15	C	=	Cys	=	Cysteine
	Y	=	Tyr	=	Tyrosine
	N	=	Asn	=	Asparagine
	Q	=	Gln	=	Glutamine
	D	=	Asp	=	Aspartic Acid
20	E	=	Glu	=	Glutamic Acid
	K	=	Lys	=	Lysine
	R	=	Arg	=	Arginine
	H	=	His	=	Histidine
	X	=	Xaa	=	Any amino acid

25

NUCLEIC ACID BASES

	A	=	Adenine
	G	=	Guanine
	C	=	Cytosine
30	T	=	Thymine (only in DNA)
	U	=	Uracil (only in RNA)

VARIANTS

In describing the various enzyme variants produced or con-
templated according to the invention, the following nomenclatures
35 have been adapted for ease of reference:

Original amino acid(s) position(s) substituted amino acid(s)

According to this the substitution of Glutamic acid for glycine in position 195 is designated as:

5 Gly 195 Glu or G195E

a deletion of glycine in the same position is:

Gly 195 * or G195*

and insertion of an additional amino acid residue such as lysine is:

10 Gly 195 GlyLys or G195GK

Where a deletion in comparison with the sequence used for the numbering is indicated, an insertion in such a position is indicated as:

15 * 36 Asp or *36D

for insertion of an aspartic acid in position 36

Multiple mutations are separated by pluses, i.e.:

Arg 170 Tyr + Gly 195 Glu or R170Y+G195E

20 representing mutations in positions 170 and 195 substituting tyrosine and glutamic acid for arginine and glycine, respectively.

POSITIONS

25 In describing the variants in this application and in the appended claims use is made of the alignment of various subtilases in Siezen *et al.*, *Supra*. In other publications relating to subtilases other alignments or the numbering of specific enzymes have been used. It is a routine matter for the skilled person to
30 establish the position of a specific residue in the numbering used here. Reference is also made to Fig. 1 showing an alignment of residues relevant for the present invention from a large number of subtilases. Reference is also made to Table I of WO 91/00345 showing an alignment of residues relevant for the
35 present invention from a number of subtilases.

TABLE I**Presently established Subtilases (from Siezen et al., supra)**

Organism gene	cDNA,	enzyme	acronym
5 <u>PROKARYOTES</u>			
<u>Bacteria: Gram-positive</u>			
<i>Bacillus subtilis</i> 168	apr A	subtilisin I168, apr	ABSS168
<i>Bacillus amyloliquefaciens</i>	apr	subtilisinBPN' (NOVO)	BASBPN
<i>Bacillus subtilis</i> DY	-	subtilisin DY	BSSDY
10 <i>Bacillus licheniformis</i>	+	subtilisin Carlsberg	BLSCAR
<i>Bacillus lentus</i>	+	subtilisin 147	BLS147
<i>Bacillus alcalophilus</i> PB92	+	subtilisin PB92	BAPB92
<i>Bacillus</i> sp. DSM 4828	-	alkaline protease	BDSM48
<i>Bacillus</i> YaB	ale	alkaline elastase YaB	BYSYAB
15 <i>Bacillus subtilis</i> 168	epr	min. extracell. prot.	BSEPR
<i>Bacillus subtilis</i>	bpf	bacillopeptidase F	BSBPF
<i>Bacillus subtilis</i> IFO3013	ispl	intracell.ser. prot.1	BSISP1
<i>Bacillus subtilis</i> A50	-	intracell.ser. prot.	BSIA50
<i>Bacillus thuringiensis</i>	-	extracell. ser. prot.	BTFINI
20 <i>Bacillus cereus</i>	-	extracell. ser. prot.	BCESPR
<i>Nocardioopsis dassonvillei</i>	-	alkaline ser. prot.	NDAPII
<i>Thermoactinomyces vulgaris</i>	-	thermitase	TVTHER
<i>Enterococcus faecalis</i>	cylA	cytolysin component A	EFCYLA
<i>Staphylococcus epidermidis</i>	epiP	epidermin lead. prot.	SEEPiP
25 <i>Streptococcus pyrogenes</i>	scpA	C5a peptidase	SPSCPA
<i>Lactococcus lactis</i> SK11	prtP	SK11 cell wall prot.	LLSK11
<u>Bacteria: Gram-negative</u>			
<i>Dichelobacter nodosus</i>	+	basic protease	DNEBPR
<i>Xanthomonas campestris</i>	+	extracellular prot.	XCEXP
30 <i>Serratia marcescens</i>	+	extracell. ser. prot.	SMEXSP
<i>Thermus aquaticus</i> YT-1	pstI	aqualysin I	TAAQUA
<i>Thermus</i> rT41A	+	T41A protease	TRT41A
<i>Vibrio alginolyticus</i>	proA	protease A	VAPROA
<i>Streptomyces rutgersensis</i>	-	proteinase D	SRESPD
35 <u>Archaea</u>			
halophilic strain 172P1	-	halophil extra. prot.	ARB172
<u>Cyanobacteria</u>			

	<i>Anabaena variabilis</i>	prcA	Ca-dependent protease	AVPRCA
	<u>LOWER EUKARYOTES</u>			
	<u>Fungi</u>			
	<i>Tritirachium album</i> Limber	+	proteinase K	TAPROK
5	<i>Tritirachium album</i>	+	proteinase R	TAPROR
	<i>Tritirachium album</i>	proT	proteinase T	TAPROT
	<i>Aspergillus oryzae</i>	+	alkaline protease	AOALPR
	<i>Malbranchea pulchella</i>	-	thermomycolin	MPTHMY
	<i>Acremonium chrysogenum</i>	alp	alkaline protease	ACALPR
10	<u>Yeasts</u>			
	<i>Kluyveromyces lactis</i>	kex1	Kex1 ser. proteinase	KLKEX1
	<i>Saccharomyces cerevisiae</i>	kex2	Kex2 ser. proteinase	SCKEX2
	<i>Saccharomyces cerevisiae</i>	prb1	protease B	SCPRB1
	<i>Yarrowia lipolytica</i>	xpr2	alk.extracell. prot.	LXPR2
15	Organism	cDNA,	enzyme acronym	gene
	<u>HIGHER EUKARYOTES</u>			
	<u>Worms</u>			
	<i>Caenorhabditis elegans</i>	bli4	cuticle protease	CEBLI4
20	<u>Insects</u>			
	<i>Drosophila</i> (fruit fly)	fur1	furin 1	DMFUR1
	<i>Drosophila</i> (fruit fly)	fur2	furin 2	DMFUR2
	<u>Plants</u>			
	<i>Cucumis melo</i> (melon)	-	cucumisin	CMCUCU
25	<u>Mammals</u>			
	Human (also rat, mouse)	fur	furin	HSFURI
	Human (also mouse)	+	insulinoma PC2 prot.	HSIPC2
	Mouse +		pituitary PC3 prot.	MMPPC3
	Human +		tripeptidyl peptid.II	HSTPP

30

References used for Table I

References to amino acid sequences (GenBank[®]/EMBL Data Bank accession numbers are shown in brackets):

- ARB172 Kamekura and Seno, (1990) *Biochem. Cell Biol.* **68** 352-359
 35 (amino acid sequencing of mature protease residues 1-35; residue I4 not determined).

- BSS168 Stahl. and Ferrari. (1984) *J. Bacteriol.* 158, 411-418 (K01988). Yoshimoto, Oyama et al. (I488) *J. Biochem.* **103**, 1060-1065 (the mature subtilisin from *B.subtilis* var. *amylosacchariticus* differs in having T130S and T162S). Svendsen, et al. (1986) *FEBS Lett.* **196**, 228-232 (PIR A23624; amino acid sequencing; the mature alkaline mesentericopeptidase From *B. mesentericus* differs in having S85A, A88S, S89A. S183A and N259S).
- 5
- BASBPN Wells, et al. (1983) *Nucl.Acids Res.* **11** 7911-7925 (X00165). Vasantha et al., (1984) *J. Bacteriol.* **159** 811-814(K02496).
- 10
- BSSDY Nedkov et al. (1983) *Hoppe-Seyler's Z. Physiol. Chem.* **364** 1537-1540 (PIR A00969; amino acid sequencing).
- BLSCAR Jacobs et al. (1985) *Nucleic Acids Res.* 13 8913-8926 (X03341). Smith et al. (1968) *J. Biol. Chem.* 243 2184-2191 (PIR A00968; amino acid sequencing; mature protease sequence differs in having T103S, P129A, S158N, N161S and S212N).
- 15
- BLS147 Hastrup et al. (1989) PCT Patent Appl. WO 8906279. Pub. July 13 1989. (Esperase[®] from *B. lentus*). Takami et al. (1990) *Appl. Microbiol. Biotechnol.*, **33** 519-523 (amino acid sequencing of mature alkaline protease residues 1-20 from *Bacillus* sp. no. AH-101; this sequence differs from BLS147 in having N11S).
- 20
- 25 BABP92 van der Laan et al. (1991) *Appl. Environ. Microbiol.* **57** 901-909. (Maxacal[®]). Hastrup et al. (1989) PCT Patent Appl. WO 8906279. Pub. 13 Jul 1989. (subtilisin 309. Savinase[®], from *B. lentus* differs only in having N87S). Godette et al. (1991) Abstracts 5th Protein Society Symposium, June 6, Baltimore: abstract M8 (a high-alkaline protease from *B.lentus* differs in having N87S, S99D, S101R, S103A, V104I and G159S).
- 30
- BDSM48 Rettenmaier et al. (1990) PCT Patent Appl. WO 90/04022. Publ.April 19, 1990.
- 35 BYSYAB Kaneko et al. (1989) *J. Bacteriol.* **171** 5232-5236 (M28537).

- BSEPR Sloma *et al.* (1988) *J. Bacteriol.* **170** 5557-5563 (M22407).
Bruckner (1990) *Mol. Gen. Genet.* **221** 486-490
(X53307).
- BSBPF Sloma *et al.* (1990) *J. Bacteriol.* **172** 1470-1477 (M29035;
5 corrected). Wu *et al.* (1990) *J. Biol. Chem.* **265** 6845-
6850 (J05400; this sequence differs in having A169V
and 586 less C-terminal residues due to a
frameshift).
- BSISP1 Koide *et al.* (1986) *J. Bacteriol.* **167** 110-116 (M13760).
- 10 BSIA50 Strongin *et al.* (1978) *J. Bacteriol.* **133** 1401-1411
(amino acid sequencing of mature protease residues 1-
54; residues 3, 39, 40, 45, 46, 49 and 50 not
determined).
- BTFINI Chestukhina *et al.* (1985) *Biokhimiya* **50** 1724-1730 (amino
15 acid sequencing of mature protease residues 1-14 from
B. thuringiensis variety *israeliensis*, and residues
1-16 and 223-243 from variety *finitimus*). Kunitate *et al.*
(1989) *Agric. Biol. Chem.* **53** 3251-3256 (amino
acid sequencing of mature protease residues 6-20 from
20 variety *kurstaki*. BTKURS).
- BCESPR Chestukhina *et al.* (1985) *Biokhimiya* **50** 1724-1730 (amino
acid sequencing of mature residues 1-16 and 223-243).
- NDAPII Tsujibo *et al.* (1990) *Agric. Biol. Chem.* **54** 2177-2179
(amino acid sequencing of mature residues 1-26).
- 25 TVTHER Meloun *et al.* (1985) *FEBS Lett.* **183** 195-200 (PIR A00973;
amino acid sequencing of mature protease residues 1-
274).
- EFCYLA Segarra *et al.* (1991) *Infect. Immun.* **59** 1239-1246.
- SEEPIP Schnell *et al.* (1991) personal communication (Siezen *et al.*
30 *supra*)).
- SPSCPA Chen *et al.* (1990) *J. Biol. Chem.* **265** 3161-3167 (J05224).
- DNEBPR Kortt *et al.* (1991) Abstracts 5th Protein Society
Symposium, June 22-26, Baltimore. abstract S76.
- LLSK11 Vos *et al.* (1989) *J. Biol. Chem.* **264** 13579-13585
35 (J04962). Kok *et al.* (1988) *Appl. Environ. Microbiol.*
54 231-238 (M24767; the sequence from strain Wg2
differs in 44 positions, including 18 differences in

- the protease domain, and a deletion of residues 1617-1676). Kiwaki *et al.* (1989) *Mol. Microbiol.* **3** 359-369 (X14130; the sequence from strain NCD0763 differs in 46 positions, including 22 in the protease domain, and a deletion of residues 1617-1676).
- 5 XCEXPR Liu *et al.* (1990) *Mol. Gen. Genet.* **220** 433-440.
- SMEXSP Yanagida *et al.* (1986) *J. Bacteriol.* **166** 937-994 (M13469).
- TAAQUA Terada *et al.* (1990) *J. Biol. Chem.* **265** 6576-6581
10 (J054I4).
- TRT41A McHale *et al.* (1990) Abstracts 5th Eur. Congr. Biotechn. Christiansen, Munck and Villadsen (eds), Munksgaard Int. Publishers, Copenhagen.
- VAPROA Deane *et al.* (1989) *Gene* **76** 281-288 (M25499).
- 15 SRESPD Lavrenova *et al.* (1984) *Biochemistry USSR.* **49** 447-454 (amino acid sequencing of residues 1-23; residues 13, 18 and 19 not determined).
- AVPRCA Maldener *et al.* (1991) *Mol. Gen. Genet.* **225** 113-120 (the published sequence has 28 uncertain residues near
20 position 200-210 due to a frameshift reading error).
- TAPROK Gunkel and Gassen (1989) *Eur. J. Biochem.* **179** 185-194 (X14688/XI4689). Jany *et al.* (1986) *J. Biol. Chem. Hoppe-Seyler* **367** 87 (PIR A24541; amino acid sequencing; mature protease differs in having S745G, SILST204-208DSL and VNLL264-267FNL).
- 25 TAPROR Samal *et al.* (1990) *Mol. Microbiol.* **4** 1789-1792 (X56116).
- TAPROT Samal *et al.* (1989) *Gene* **85** 329-333.
- AOALPR Tatsumi *et al.* (1989) *Mol. Gen. Genet.* **219** 33-38. Cheevadhanarah *et al.* (1991) EMBL Data Library
30 (X54726).
- MPTHMY Gaucher and Stevenson (1976) *Methods Enzymol.* **45** 415-433 (amino acid sequencing of residues 1-28, and hexapeptide LSGTSM with active site serine).
- ACALPR Isogai *et al.* (1991) *Agric. Biol. Chem.* **55** 471-477.
- 35 Stepanov *et al.* (1986) *Int. J. Biochem.* **18** 369-375 (amino acid sequencing of residues 1-27: the mature

protease differs in having H13[1]Q, R13[2]N and S13[6]A).

- KLKEX1 Tanguy-Rougeau, Wesolowski-Louvel and Fukuhara (1988) *FEBS Lett.* **234** 464-470 (X07038).
- 5 SCKEX2 Mizuno *et al.* (1988) *Biochem. Biophys. Res. Commun.* **156** 246-254 (M24201).
- SCPRB1 Moehle *et al.* (1987) *Mol. Cell. Biol.* **7** 4390-4399 (M18097).
- YLXYPR2 Davidow *et al.* (1987) *J. Bacteriol.* **169** 4621-4629 (M17741). Matoba *et al.* (1988) *Mol. Cell Biol.* **8** 4904-4916 (M23353).
- 10 CEBL14 Peters and Rose (1991) *The Worm Breeder's Gazette* **11** 28.
- DMFUR1 Roebroek *et al.* (1991) *FEBS Lett.* **289** 133-137 (X59384).
- DMFUR2 Roebroek *et al.* (1992) **267** 17208-17215.
- 15 CMCUCU Kaneda *et al.* (1984) *J. Biochem.* **95** 825-829 (amino acid sequencing of octapeptide NIISGTSM with active site serine).
- HSFURI van den Ouweland *et al.* (1990) *Nucl. Acids Res.* **18** 664 (X04329) (the sequence of mouse furin differs in 51 positions, including five in the catalytic domain: A15E, Y21F, S223F, A232V and N258[2]D). Misumi *et al.* (1990) *Nucl. Acids Res.* **18** 6719 (X55660: the sequence of rat furin differs in 49 positions, including three in the catalytic domain: A15E, Y21F, H24R).
- 20 HSIIPC2 Smeekens and Steiner (1990) *J. Biol. Chem.* **265** 2997-3000 (J05252). Seidah *et al.* (1990) *DNA Cell Biol.* **9** 415-424 (the sequence of mouse pituitary PC2 protease differs in 23 positions, including seven in the protease domain: I4F, S42[2]Y, E45D, N76S, D133E, V134L and G239[1]D).
- 30 MMPPC3 Smeekens *et al.* (1991) *Proc. Natl. Acad. Sci. USA* **88** 340-344 (M58507). Seidah *et al.* (1990) *DNA Cell Biol.* **9** 415-424 (M55668/M55669; partial sequence).
- 35 HSTPP Tomkinson and Jonsson (1991) *Biochemistry* **30** 168-174 (J05299).

BRIEF DESCRIPTION OF THE FIGURES

Fig. 1 shows an alignment of a number of the subtilases mentioned
5 in Table I.

DEFINITIONS

Prior to discussing this invention in further detail, the following term will first be defined.

10 "Altered autolytic stability" The term "altered autolytic stability" or "altering autolytic stability" is intended to mean increasing or decreasing the autolytic stability compared to that of the original protease.

"Altered autoproteolytic degradation sites" The term
15 "altered autoproteolytic degradation sites" is intended to indicate altered autoproteolytic degradation sites over those of the original protease. The alteration may be a formation of a completely new site or the removal of a site in the original protease. The term "altered autoproteolytic degradation sites" is
20 also intended to indicate alterations where an autoproteolytic site which is not a e.g. primary or secondary cleavage site in the original protease after alteration of the degradation pattern turns out to a e.g. a primary or a secondary autoproteolytic site.

25 "Autoproteolytic cleavage site" The term autoproteolytic cleavage site is used to indicate a site of the protease where the autoproteolysis of the protease is believed to take place. This site could e.g. be defined as being located between amino acid residues X and Y.

30 Cleavage sites can be identified by preparing an aqueous solution of a protease; rapidly inactivating the protease to prevent progressive degradation of peptide fragments produced by autolysis; separating the peptide fragments under conditions which prevent reactivation of the protease; and identifying the
35 N-terminal amino acids of the separated fragments. For further details reference is made to a working example herein (*vide infra*).

The term "autoproteolytic cleavage site" may alternatively be called "autoproteolytic split site".

"Primary autoproteolytic cleavage site" The term "primary autoproteolytic cleavage site" is intended to mean the first 1-5 initial cleavage site(s) where the protease auto cleavage itself.

"Modification(s) of a subtilase variant" The term "modification(s)" used in connection with modification(s) of a subtilase variant as discussed herein is defined to include chemical modification as well as genetic manipulation to reduce the rate of autolytic degradation. The modification(s) can be by substitution, deletion and/or insertions in or at the amino acid(s) of interest.

When the term "modification(s)" is used in connection with substitutions, deletion and/or insertions at or in the vicinity of an autolytic cleavage site it is defined to include modification(s) to reduce the rate of autolytic degradation. Modification should occur at or in the vicinity of the amino acids which comprise the susceptible polypeptide bond of those amino acids. The phrase "in the vicinity of" is defined herein to mean within three amino acids upstream or downstream of those amino acids forming the susceptible bond.

"Random mutagenesis". The term "random mutagenesis" is intended to be understood in a conventional manner, i.e. to indicate an introduction of one or more mutations at random positions of the parent enzyme or introduction of random amino acid residues in selected positions or regions of the parent enzyme. The random mutagenesis is normally accompanied by a screening which allows to select for mutated enzymes which, as compared with the parent enzyme, has improved properties. Suitable techniques for introducing random mutations and screening for improved properties are discussed in further detail herein.

"Wash performance" The ability of an enzyme to catalyze the degradation of various naturally occurring substrates present on the objects to be cleaned during e.g. wash is often referred to as its washing ability, washability, detergency, or wash

performance. Throughout this application the term wash performance will be used to encompass this property.

"SAVINASE®" SAVINASE® is marketed by NOVO NORDISK A/S.

It is subtilisin 309 from B. Lentus and differs from BABP92 only
5 in having N87S (see Table I herein).

"Precursor subtilase" The term "Precursor subtilase" is a subtilase defined according to Siezen et al. (Protein Engineering 4:719-737 (1991)). For further details see section named "SUBTILASES" described herein. A precursor subtilase may also be
10 a subtilase isolated from a natural source, wherein subsequent modification have been made while retaining the characteristic of a subtilase.

"Substrate" The term "Substrate" used in connection with a substrate for a protease should be interpreted in its broadest
15 form as comprising a compound containing at least one peptide bond susceptible to hydrolysis by a subtilisin protease.

"Product" The term "product" used in connection with a product derived from a protease enzymatic reaction should in the context of this invention be interpreted to include the products
20 of a hydrolysis reaction involving a subtilisin protease. A product may be the substrate in a subsequent hydrolysis reaction.

"Subtilase variant" In the context of this invention, the term subtilase variant or mutated subtilase means a subtilase that has been produced by an organism which is expressing a
25 mutant gene derived from a parent microorganism which possessed an original or parent gene and which produced a corresponding parent enzyme, the parent gene having been mutated in order to produce the mutant gene from which said mutated subtilisin protease is produced when expressed in a suitable host.

30

DETAILED DESCRIPTION OF THE INVENTION

Subtilase variants which have an altered autoproteolytic degradation pattern:

According to the invention any precursor subtilase having
35 a primary autoproteolytic site located at or close to residues 132-133 (in BASBPN numbering), will exhibit increased autolytic stability by being modified by substitutions at or in the

vicinity (between residue 129-136) of said autolytic cleavage site located between residues 132-133 (in BASBPN numbering).

According to the invention a precursor subtilase having such a primary autolytic cleavage site located between residues 5 132-133 (in BASBPN numbering), can be a subtilase variant or a wildtype subtilase. The wildtype subtilase may be any of those indicated in Table I having the above specified cleavage site. The subtilase variant may be but is not limited to the variant discussed in Table II. It is presently believed that other 10 subtilase variants than those discussed in Table II may also have a primary autolytic cleavage site located between residues 132 and 133 (in BASBPN numbering).

According to the invention a subtilase variant having modification(s) in one or more of the amino residues mentioned 15 below (See Table II) results in altered autoproteolytic degradation sites, preferably a new primary autoproteolytic site located at or close to residues 132-133 (in BASBPN numbering).

According to the invention a subtilase variant having one or more modification(s) in any of the amino acid residues shown 20 in Table II will exhibit increased autolytic stability by being modified by substitutions at or in the vicinity (between residue 129-136) of said autolytic cleavage site located between residues 132-133 (in BASBPN numbering).

A subtilase variant having one or more modification(s) in 25 any of the amino acid residues shown in Table II, will exhibit increased autolytic stability too by being modified by substitutions at or in the vicinity (between residue 190-196) of the autolytic cleavage site located between residues 192-193 (in BASBPN numbering) and according to the invention a mutual benefit 30 can be obtained by combining modifications in the vicinity around of both the autoproteolytic degradation sites between 132-133 and 192-193.

Table II

35 **Residues which when modified give rise to a subtilase variant with an altered autoproteolytic degradation pattern**

Pos\Enz.	BASBPN	BLSCAR	BLS309	BLS147	TVTHER
129	P	P	P	T	T
131	G	G	P	G	G
136	K	K	E	E	Q
159	S	S	G	Q	T
164	T	T	S	G	A
165	V	I	I	V	P
167	Y	Y	Y	Y	Y
170	K	K	R	R	Y
171	Y	Y	Y	Y	Y

Table II was constructed using the alignment shown in Fig. 1. It is obvious that a similar or larger table covering other subtilases may easily be produced by a person skilled in the art.

Furthermore Table III illustrates the specific amino acid residues in the vicinity of the mentioned autolytic cleavage site located between residues 132-133 (In BASBPN numbering). It is obvious that such a similar or larger tables covering other subtilases may easily be produced by the skilled person.

Table III

Residues in the vicinity of the autoproteolytic site located between residue 132-133 (In BASBPN numbering).

15

Pos\Enz.	BASBPN	BLSCAR	BLS309	BLS147	TVTHER
129	P	P	P	T	T
130	S	S	S	S	V
131	G	G	P	G	G
132	S	S	S	S	N

Pos\Enz.	BASBPN	BLSCAR	BLS309	BLS147	TVTHER
133	A	T	A	S	S
134	A	A	T	T	G
135	L	M	L	L	L
136	K	K	E	E	Q

Table III was constructed using the alignment shown in Fig. 1.

A similar table illustrating residues in the vicinity of the autoproteolytic site located between residue 192-193 could easily be made by a person skilled in the art.

Consequently the invention relates to subtilase variants having modifications in one or more of the amino residues illustrated in Table II in which the amino acid sequence further has been modified at one or more of the amino acid residue in the vicinity of the autoproteolytic site located between positions 132-133 (in BASBPN numbering) (*i.e.* positions 129, 130, 131, 132, 133, 134, 135, 136); or

subtilase variants having modifications in one or more of the amino residues illustrated in Table II which further been modified in the vicinity of the autoproteolytic site located between positions 192-193 (in BASBPN numbering) (*i.e.* positions 190, 191, 192, 193, 194, 195, 196); or

subtilase variants having modifications in one or more of the amino residues illustrated in Table II which further have been modified in the vicinity of both of the two autoproteolytic sites mentioned immediately above.

According to the invention a number of specific modifications in the vicinity of both the autoproteolytic sites located between 132-133 and 192-193 (in BASBPN numbering) or each of the sites will provide increased autoproteolytic stability of the subtilase.

In principle the modification may be a replacement of an amino acid residue located in the vicinity of the cleavage site with any of the other 19 possible amino acid residues resulting

in an increased autoproteolytic stability of the resulting variant. Similarly, the modification may be an insertion of one or more of any of the 20 possible amino acid residues in the vicinity of the cleavage site resulting in an increased
5 autoproteolytic stability of the resulting variant. Further the modification may be a deletion of any of the amino acid residue located in the vicinity of the cleavage site resulting in an increased autoproteolytic stability of the resulting variant.

A strategy to identify the specific modifications giving
10 rise to increased autoproteolytic stability is to make localized random mutagenesis in the whole region in the vicinity of one of the site and/or both of the sites (e.g. localized random mutagenesis in all residues between 129-136 and/or 189-196) followed by a screening assay to identify the specific
15 modifications giving rise to increased stability. For illustration of this strategy reference is made to working examples herein (*vide infra*).

A number of specific mutations, giving rise to increased autoproteolytic stability, are indicated herein (See section "B"
20 and "C" below).

By e.g. looking at Table II or III and applying the principle of the invention a number of candidates for subtilase variants with increased autoproteolytic stability becomes clear.

For both precursor subtilase variants of BASBPN and
25 BLSCAR having a autoproteolytic split site between residues 132-133 (in BASBPN numbering) it is appropriate to make substitutions in any of the positions in the vicinity of this autoproteolytic site in order to make variants with increased autoproteolytic stability.

30 In the context of this invention a subtilase is defined in accordance with Siezen *et al. supra*. In a more narrow sense, applicable to many embodiments of the invention, the subtilases of interest are those belonging to the subgroups I-S1 and I-S2. In a more specific sense, many of the embodiments of the inven-
35 tion relate to serine proteases of gram-positive bacteria which can be brought into substantially unambiguous homology in their primary structure, with the subtilases listed in Table I above.

The present invention also comprises any one or more substitutions in the above mentioned positions in combination with any other substitution, deletion or addition to the amino acid sequence of the parent enzyme. Especially combinations with 5 other substitutions known to provide improved properties to the enzyme are envisaged.

Such combinations comprise the positions: 222 (improve oxidation stability), 218 (improves thermal stability), substitutions in the Ca-binding sites stabilising the enzyme, e.g. 10 position 76, and many other apparent from the prior art.

Furthermore combinations with the variants mentioned in EP 405 901 are also contemplated specifically.

VARIANTS

15 A: Single variants with an altered autoproteolytic cleavage site between 132-133 (in BASBPN numbering)

The single variants comprise one or more of the mutations mentioned below.

20 Subtilisin BPN', Subtilisin Carlsberg, Subtilisin 168, and Subtilisin DY variants:

A129V, A129I, A129L, A129M, A129F
G131V, G131I, G131L, G131M, G131F
25 K136V, K136I, K136L, K136M, K136F,
S159V, S159I, S159L, S159M, S159F,
T164V, T164I, T164L, T164M, T164F,
Y167V, Y167I, Y167L, Y167M, Y167F
K170V, K170I, K170L, K170M, K170F,
30 Y171V, Y171I, Y171L, Y171M, Y171F

Thermitase variants:

A129V, A129I, A129L, A129M, A129F
35 G131V, G131I, G131L, G131M, G131F
Q136V, Q136I, Q136L, Q136M, Q136F,
T159V, T159I, T159L, T159M, T159F,

A164V, A164I, A164L, A164M, A164F,
 Y167V, Y167I, Y167L, Y167M, Y167F
 Y171V, Y171I, Y171L, Y171M, Y171F
 Y170V, Y170I, Y170L, Y170M, Y170F

5

Subtilisin 309, Subtilisin 147, and Bacillus PB92
 protease variants:

T129V, T129I, T129L, T129M, T129F
 10 G131V, G131I, G131L, G131M, G131F
 E136V, E136I, E136L, E136M, E136F,
 G159V, G159I, G159L, G159M, G159F,
 G164V, G164I, G164L, G164M, G164F, (BLS147)
 S164V, S164I, S164L, S164M, S164F, (BLS309 AND BAPB92)
 15 Y167A, Y167H, Y167N, Y167P, Y167C, Y167W,
 Y167Q, Y167S, Y167T, Y167G, Y167V, Y167I, Y167L, Y167M, Y167F
 R170W, R170A, R170H, R170N, R170P, R170Q, R170S, R170T, R170Y
 (disclaimed for BLS309), R170V (disclaimed for BAPB92), R170I
 (disclaimed for BAPB92), R170L, R170M (disclaimed for BAPB92),
 20 R170F, R170G, R170C,
 Y171A, Y171H, Y171N, Y171P, Y171C, Y171W, Y171Q, Y171S,
 Y171T, Y171G, Y171V, Y171I, Y171L, Y171M, Y171F

B: Variants modified in the vicinity of the autoproteolytic
 25 cleavage site located between positions 132-133.

Any of the single variant mentioned under section "A:" above
 which further comprise one or more of any of the following
 mutations:

30 P129D, P129E, P129A (BLS309)
 S130D, S130E, S130A (BLS309)
 P131G, P131D, P131A (BLS309)
 S132C, S132A, S132P (BLS309)
 A133P (BLS309)
 35 T134C, T134P, T134A (BLS309)
 L135P, L135A (BLS309)
 E136A, E136P, E136K (BLS309)

V104C+S132C (BLS309)

V104C+T134C (BLS309)

A108C+T134C (BLS309)

5 C: Variants modified in the vicinity of the autoproteolytic cleavage site located between positions 192-193.

Any of the single variant mentioned under section "A:" above which further comprise one or more of any of the following
10 mutations:

F189A, F189G, F189D, F189R, F189Y, F189E, F189N (BLS309)

S190P, S190D, S190T (BLS309)

Q191S, Q191T, Q191N, Q191A, Q191L, Q191D, Q191W (BLS309)

Y192A, Y192P, Y192D, Y192E, Y192V (BLS309)

15 G193A, G193N, G193P (BLS309)

A194P, A194D (BLS309)

G195E (BLS309)

L196A (BLS309)

20 D: Variants modified in the vicinity of both the autoproteolytic cleavage sites located between positions 132-133 and 192-193.

Any of the single variant mentioned under section "A:" above which further comprise a combination of one or more of any of the
25 mutations mentioned under section "B" and/or one or more of any of the mutations mentioned under section "C" above.

E: Further Combination Variants:

30 Any of the above variants mentioned under section "B" , "C", and/or "D" are contemplated to prove advantageous if combined with other mutations in any of the positions:
27, 36, 57, 76, 97, 101, 104, 120, 123, 206, 218, 222, 224, 235 and 274.

35 Specifically the mutations in the following BLS309 and BAPB92 variants are considered appropriate for combination:

K27R, *36D, S57P, N76D, G97N, S101G, V104A, V104N, V104Y, H120D, N123S, A194P, Q206E, N218S, M222S, M222A, T224S, K235L and T274A.

Also such variants comprising any one or two of the substitutions X167V, X167M, X167F, X167L, X167I, X170V, X170M, 5 X170F, X170L, and/or X170I in combination with any one or more of the other substitutions, deletions and/or insertions mentioned above are considered advantageous to combine with any of the mutations mentioned under section "A", "B" and/or "C".

Furthermore variants comprising any of the mutations 10 V104N+S101G, K27R+V104Y+N123S+T274A, or N76D+V104A or other combinations of these mutations (V104N, S101G, K27R, V104Y, N123S, T274A, N76D, V104A), in combination with any one or more of the substitutions, deletions and/or insertions mentioned above under section "A", "B", and/or "C" are deemed to exhibit improved 15 properties.

Specific combinations to be mentioned are:

- A: Y167I + R170L + A133P
- B: Y167I + R170L + T134P
- 20 C: Y167I + R170L + A133P + T134P
- D: Y167I + R170L + V104C + S132C
- E: Y167I + R170L + A108C + T134C
- F: Y167A + R170S + F189A
- G: Y167A + R170S + Y192A
- 25 H: Y167A + R170S + Y192P
- I: Y167A + R170S + Y192A + A194P
- J: Y167A + R170S + Y192P + A194P
- K: Y167A + R170S + F189G
- L: Y167A + R170S + F189E
- 30 M: Y167A + R170S + F189R
- N: Y167I + R170L
- M: Y167I+R170L+A194P
- O: Y167A+R170S+A194P
- P: Y167A+R170L+A194P
- 35 Q: Y167A+R170N+A194P
- R: V104C+S132C+Y167I+R170L
- S: A108C+T134C+Y167I+R170L

T: V104C+S132C+Y167A+R170S
U: V104C+S132C+Y167A+R170L
V: V104C+S132C+Y167A+R170N
X: A133D+Y167I+R170L
5 Y: P129K+Y167I+R170L
Z: A133P+Y167A+R170S+A194P
AA: T134P+Y167A+R170S+A194P
BB: A133P+T134P+Y167A+R170S+A194P
CC: A133P+Y167A+R170N+A194P
10 DD: T134P+Y167A+R170N+A194P
EE: A133P+T134P+Y167A+R170N+A194P
FF: A133P+Y167A+R170L
GG: P129K+P131H+Y167I+R170L
HH: A133P+Y167A+R170S
15 II: A133P+Y167A+R170N
JJ: Y167A+R170S+F189K
KK: V104C+T134C+Y167A+R170S

METHOD FOR PRODUCING MUTATIONS IN SUBTILASE GENES

20 Many methods for introducing mutations into genes are well known in the art. After a brief discussion of cloning subtilase genes, methods for generating mutations in both random sites, and specific sites, within the subtilase gene will be discussed.

25 CLONING A SUBTILASE GENE

The gene encoding a subtilase may be cloned from any of the organisms indicated in Table I, especially gram-positive bacteria or fungus, by various methods, well known in the art. First a genomic, and/or cDNA library of DNA must be constructed using
30 chromosomal DNA or messenger RNA from the organism that produces the subtilase to be studied. Then, if the amino-acid sequence of the subtilase is known, homologous, labelled oligonucleotide probes may be synthesized and used to identify subtilisin-encoding clones from a genomic library of bacterial DNA, or from
35 a cDNA library. Alternatively, a labelled oligonucleotide probe containing sequences homologous to subtilase from another strain of bacteria or organism could be used as a probe to identify

subtilase-encoding clones, using hybridization and washing conditions of lower stringency.

Yet another method for identifying subtilase-producing clones would involve inserting fragments of genomic DNA into an expression vector, such as a plasmid, transforming protease-negative bacteria with the resulting genomic DNA library, and then plating the transformed bacteria onto agar containing a substrate for subtilase, such as skim milk. Those bacteria containing subtilase-bearing plasmid will produce colonies surrounded by a halo of clear agar, due to digestion of the skim milk by excreted subtilase.

GENERATION OF RANDOM MUTATIONS IN THE SUBTILASE GENE

Once the subtilase gene has been cloned into a suitable vector, such as a plasmid, several methods can be used to introduce random mutations into the gene.

For instance, the random mutagenesis may be performed by use of a suitable physical or chemical mutagenizing agent, by use of a suitable oligonucleotide, or by subjecting the DNA sequence to PCR generated mutagenesis. Furthermore, the random mutagenesis may be performed by use of any combination of these mutagenizing agents.

The mutagenizing agent may, e.g., be one which induces transitions, transversions, inversions, scrambling, deletions, and/or insertions.

Examples of a physical or chemical mutagenizing agent suitable for the present purpose includes ultraviolet (UV) irradiation, hydroxylamine, N-methyl-N'-nitro-N-nitrosoguanidine (MNNG), O-methyl hydroxylamine, nitrous acid, ethyl methane sulphate (EMS), sodium bisulphite, formic acid, and nucleotide analogues.

When such agents are used the mutagenesis is typically performed by incubating the DNA sequence encoding the parent enzyme to be mutagenized in the presence of the mutagenizing agent of choice under suitable conditions for the mutagenesis to take place, and selecting for mutated DNA having the desired properties.

When the mutagenesis is performed by the use of an oligonucleotide, the oligonucleotide may be doped or spiked with the three non-parent nucleotides during the synthesis of the oligonucleotide at the positions wanted to be changed. The doping or spiking may be done so that codons for unwanted amino acids are avoided. The doped or spiked oligonucleotide can be incorporated into the DNA encoding the protease enzyme by any published technique using e.g. PCR, LCR or any DNA polymerase and ligase.

10 When PCR generated mutagenesis is used either a chemically treated or non-treated gene encoding a parent protease enzyme is subjected to PCR under conditions that increases the misincorporation of nucleotides (Deshler 1992, Leung et al. 1989).

15 A mutator strain of *E. coli* (Fowler et al. 1974), *S. cerevisiae* or any other microbial organism may be used for the random mutagenesis of the DNA encoding the protease enzyme by e.g. transforming a plasmid containing the parent enzyme into the mutator strain, growing the mutator strain with the plasmid and
20 isolating the mutated plasmid from the mutator strain. The mutated plasmid may subsequently be transformed into the expression organism.

The DNA sequence to be mutagenized may conveniently be present in a genomic or cDNA library prepared from an organism
25 expressing the parent protease enzyme. Alternatively, the DNA sequence may be present on a suitable vector such as a plasmid or a bacteriophage, which as such may be incubated with or otherwise exposed to the mutagenizing agent. The DNA to be mutagenized may also be present in a host cell either by being integrated in the
30 genome of said cell or by being present on a vector harboured in the cell. Finally, the DNA to be mutagenized may be in isolated form. The DNA sequence to be subjected to random mutagenesis is preferably a cDNA or a genomic DNA sequence.

The random mutagenesis may advantageously be located to a
35 part of the parent protease in question. This may, e.g., be advantageous when a certain region of the enzyme has been identified to be of particular importance for a given property of

the enzyme, and which, when modified, is expected to result in a variant having improved properties. Such region may normally be identified when the tertiary structure of the parent enzyme has been elucidated and related to the function of the enzyme.

5 The localized random mutagenesis is conveniently performed by use of PCR generated mutagenesis techniques as described above or any other suitable technique known in the art.

Alternatively, the DNA sequence encoding the part of the DNA sequence to be modified may be isolated, e.g. by being
10 inserted into a suitable vector, and said part may subsequently be subjected to mutagenesis by use of any of the mutagenesis methods discussed above.

The localized random mutagenesis may be performed in one or more of these regions, and is preferably performed in at least
15 two of the regions.

GENERATION OF SITE DIRECTED MUTATIONS IN THE SUBTILASE GENE

Once the subtilase gene has been cloned, and desirable sites for mutation identified and the residue to substitute for
20 the original ones have been decided, these mutations can be introduced using synthetic oligonucleotides. These oligonucleotides contain nucleotide sequences flanking the desired mutation sites; mutant nucleotides are inserted during oligonucleotide synthesis. In a preferred method, Site-directed mutagenesis is
25 done by the "Unique site elimination (USE)" or the "Uracil-USE" technique described respectively by Deng et al. (Anal. Biochem. 200:81-88 (1992)) and Markvardsen et al. (BioTechniques 18(3):371-372 (1995)).

30 RECOMBINANT EXPRESSION VECTORS

A recombinant vector comprising a DNA construct encoding the enzyme of the invention may be any vector which may conveniently be subjected to recombinant DNA procedures, and the choice of vector will often depend on the host cell into which it is to
35 be introduced. Thus, the vector may be an autonomously replicating vector, i.e. a vector which exists as an extrachromosomal entity, the replication of which is independent

of chromosomal replication, e.g. a plasmid. Alternatively, the vector may be one which, when introduced into a host cell, is integrated into the host cell genome in part or in its entirety and replicated together with the chromosome(s) into which it has
5 been integrated.

The vector is preferably an expression vector in which the DNA sequence encoding the enzyme of the invention is operably linked to additional segments required for transcription of the DNA. In general, the expression vector is derived from plasmid or
10 viral DNA, or may contain elements of both. The term, "operably linked" indicates that the segments are arranged so that they function in concert for their intended purposes, e.g. transcription initiates in a promoter and proceeds through the DNA sequence coding for the enzyme.

15 The promoter may be any DNA sequence which shows transcriptional activity in the host cell of choice and may be derived from genes encoding proteins either homologous or heterologous to the host cell.

Examples of suitable promoters for use in bacterial host
20 cells include the promoter of the *Bacillus stearothermophilus* maltogenic amylase gene, the *Bacillus licheniformis* alpha-amylase gene, the *Bacillus amyloliquefaciens* alpha-amylase gene, the *Bacillus subtilis* alkaline protease gen, or the *Bacillus pumilus* xylosidase gene, or the phage Lambda P_R or P_L promoters or the E.
25 coli lac, trp or tac promoters.

The DNA sequence encoding the enzyme of the invention may also, if necessary, be operably connected to a suitable terminator.

The recombinant vector of the invention may further
30 comprise a DNA sequence enabling the vector to replicate in the host cell in question.

The vector may also comprise a selectable marker, e.g. a gene the product of which complements a defect in the host cell, or a gene encoding resistance to e.g. antibiotics like kanamycin,
35 chloramphenicol, erythromycin, tetracycline, spectinomycine, or the like, or resistance to heavy metals or herbicides.

To direct an enzyme of the present invention into the secretory pathway of the host cells, a secretory signal sequence (also known as a leader sequence, prepro sequence or pre sequence) may be provided in the recombinant vector. The
5 secretory signal sequence is joined to the DNA sequence encoding the enzyme in the correct reading frame. Secretory signal sequences are commonly positioned 5' to the DNA sequence encoding the enzyme. The secretory signal sequence may be that normally associated with the enzyme or may be from a gene encoding another
10 secreted protein.

The procedures used to ligate the DNA sequences coding for the present enzyme, the promoter and optionally the terminator and/or secretory signal sequence, respectively, or to assemble these sequences by suitable PCR amplification schemes, and to
15 insert them into suitable vectors containing the information necessary for replication or integration, are well known to persons skilled in the art (cf., for instance, Sambrook et al., op.cit.).

20 HOST CELL

The DNA sequence encoding the present enzyme introduced into the host cell may be either homologous or heterologous to the host in question. If homologous to the host cell, i.e. produced by the host cell in nature, it will typically be operably
25 connected to another promoter sequence or, if applicable, another secretory signal sequence and/or terminator sequence than in its natural environment. The term "homologous" is intended to include a DNA sequence encoding an enzyme native to the host organism in question. The term "heterologous" is intended to include a DNA
30 sequence not expressed by the host cell in nature. Thus, the DNA sequence may be from another organism, or it may be a synthetic sequence.

The host cell into which the DNA construct or the recombinant vector of the invention is introduced may be any cell
35 which is capable of producing the present enzyme and includes bacteria, yeast, fungi and higher eukaryotic cells.

Examples of bacterial host cells which, on cultivation, are capable of producing the enzyme of the invention are gram-positive bacteria such as strains of *Bacillus*, such as strains of *B. subtilis*, *B. licheniformis*, *B. lentus*, *B. brevis*,
5 *B. stearothermophilus*, *B. alkalophilus*, *B. amyloliquefaciens*, *B. coagulans*, *B. circulans*, *B. lautus*, *B. megatherium* or *B. thuringiensis*, or strains of *Streptomyces*, such as *S. lividans* or *S. murinus*, or gram-negative bacteria such as *Echerichia coli*. The transformation of the bacteria may be effected by protoplast
10 transformation, electroporation, conjugation, or by using competent cells in a manner known per se (cf. Sambrook et al., supra).

When expressing the enzyme in bacteria such as *E. coli*, the enzyme may be retained in the cytoplasm, typically as insoluble
15 granules (known as inclusion bodies), or may be directed to the periplasmic space by a bacterial secretion sequence. In the former case, the cells are lysed and the granules are recovered and denatured after which the enzyme is refolded by diluting the denaturing agent. In the latter case, the enzyme may be recovered
20 from the periplasmic space by disrupting the cells, e.g. by sonication or osmotic shock, to release the contents of the periplasmic space and recovering the enzyme.

When expressing the enzyme in gram-positive bacteria such as *Bacillus* or *Streptomyces* strains, the enzyme may be retained
25 in the cytoplasm, or may be directed to the extracellular medium by a bacterial secretion sequence. In the latter case, the enzyme may be recovered from the medium as described below.

METHOD OF PRODUCING SUBTILASE

30 The present invention provides a method of producing an isolated enzyme according to the invention, wherein a suitable host cell, which has been transformed with a DNA sequence encoding the enzyme, is cultured under conditions permitting the production of the enzyme, and the resulting enzyme is recovered
35 from the culture.

As defined herein, an isolated polypeptide (e.g. an enzyme) is a polypeptide which is essentially free of other non-subtilase

polypeptides, e.g., at least about 20% pure, preferably at least about 40% pure, more preferably about 60% pure, even more preferably about 80% pure, most preferably about 90% pure, and even most preferably about 95% pure, as determined by SDS-PAGE.

5 The term "isolated polypeptide" may alternatively be termed "purified polypeptide".

When an expression vector comprising a DNA sequence encoding the enzyme is transformed into a heterologous host cell it is possible to enable heterologous recombinant production of
10 the enzyme of the invention.

Thereby it is possible to make a highly purified subtilase composition, characterized in being free from homologous impurities.

In this context homologous impurities means any impurities
15 (e.g. other polypeptides than the enzyme of the invention) which originate from the homologous cell where the enzyme of the invention is originally obtained from.

The medium used to culture the transformed host cells may be any conventional medium suitable for growing the host cells in
20 question. The expressed subtilase may conveniently be secreted into the culture medium and may be recovered therefrom by well-known procedures including separating the cells from the medium by centrifugation or filtration, precipitating proteinaceous components of the medium by means of a salt such as ammonium
25 sulphate, followed by chromatographic procedures such as ion exchange chromatography, affinity chromatography, or the like.

DETERGENT COMPOSITIONS COMPRISING THE MUTANT ENZYMES

30 The present invention also comprises the use of the mutant enzymes of the invention in cleaning and detergent compositions and such compositions comprising the mutant subtilisin enzymes. Such cleaning and detergent compositions are described in further details below.

35

DETERGENT DISCLOSURE AND EXAMPLES

Surfactant system

The detergent compositions according to the present invention comprise a surfactant system, wherein the surfactant can be selected from nonionic and/or anionic and/or cationic and/or ampholytic and/or zwitterionic and/or semi-polar surfactants.

The surfactant is typically present at a level from 0.1% to 60% by weight.

The surfactant is preferably formulated to be compatible with enzyme components present in the composition. In liquid or gel compositions the surfactant is most preferably formulated in such a way that it promotes, or at least does not degrade, the stability of any enzyme in these compositions.

Preferred systems to be used according to the present invention comprise as a surfactant one or more of the nonionic and/or anionic surfactants described herein.

Polyethylene, polypropylene, and polybutylene oxide condensates of alkyl phenols are suitable for use as the nonionic surfactant of the surfactant systems of the present invention, with the polyethylene oxide condensates being preferred. These compounds include the condensation products of alkyl phenols having an alkyl group containing from about 6 to about 14 carbon atoms, preferably from about 8 to about 14 carbon atoms, in either a straight chain or branched-chain configuration with the alkylene oxide. In a preferred embodiment, the ethylene oxide is present in an amount equal to from about 2 to about 25 moles, more preferably from about 3 to about 15 moles, of ethylene oxide per mole of alkyl phenol. Commercially available nonionic surfactants of this type include IgepalTM CO-630, marketed by the GAF Corporation; and TritonTM X-45, X-114, X-100 and X-102, all marketed by the Rohm & Haas Company. These surfactants are commonly referred to as alkylphenol alkoxyates (e.g., alkyl phenol ethoxyates).

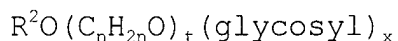
The condensation products of primary and secondary aliphatic alcohols with about 1 to about 25 moles of ethylene oxide are suitable for use as the nonionic surfactant of the nonionic surfactant systems of the present invention. The alkyl

chain of the aliphatic alcohol can either be straight or branched, primary or secondary, and generally contains from about 8 to about 22 carbon atoms. Preferred are the condensation products of alcohols having an alkyl group containing from about 8 to about 20 carbon atoms, more preferably from about 10 to about 18 carbon atoms, with from about 2 to about 10 moles of ethylene oxide per mole of alcohol. About 2 to about 7 moles of ethylene oxide and most preferably from 2 to 5 moles of ethylene oxide per mole of alcohol are present in said condensation products. Examples of commercially available nonionic surfactants of this type include TergitolTM 15-S-9 (The condensation product of C₁₁-C₁₅ linear alcohol with 9 moles ethylene oxide), TergitolTM 24-L-6 NMW (the condensation product of C₁₂-C₁₄ primary alcohol with 6 moles ethylene oxide with a narrow molecular weight distribution), both marketed by Union Carbide Corporation; NeodolTM 45-9 (the condensation product of C₁₄-C₁₅ linear alcohol with 9 moles of ethylene oxide), NeodolTM 23-3 (the condensation product of C₁₂-C₁₃ linear alcohol with 3.0 moles of ethylene oxide), NeodolTM 45-7 (the condensation product of C₁₄-C₁₅ linear alcohol with 7 moles of ethylene oxide), NeodolTM 45-5 (the condensation product of C₁₄-C₁₅ linear alcohol with 5 moles of ethylene oxide) marketed by Shell Chemical Company, KyroTM EOB (the condensation product of C₁₃-C₁₅ alcohol with 9 moles ethylene oxide), marketed by The Procter & Gamble Company, and Genapol LA 050 (the condensation product of C₁₂-C₁₄ alcohol with 5 moles of ethylene oxide) marketed by Hoechst. Preferred range of HLB in these products is from 8-11 and most preferred from 8-10.

Also useful as the nonionic surfactant of the surfactant systems of the present invention are alkylpolysaccharides disclosed in US 4,565,647, having a hydrophobic group containing from about 6 to about 30 carbon atoms, preferably from about 10 to about 16 carbon atoms and a polysaccharide, e.g. a polyglycoside, hydrophilic group containing from about 1.3 to about 10, preferably from about 1.3 to about 3, most preferably from about 1.3 to about 2.7 saccharide units. Any reducing saccharide containing 5 or 6 carbon atoms can be used, e.g., glucose, galactose and galactosyl moieties can be substituted for

the glucosyl moieties (optionally the hydrophobic group is attached at the 2-, 3-, 4-, etc. positions thus giving a glucose or galactose as opposed to a glucoside or galactoside). The intersaccharide bonds can be, e.g., between the one position of the additional saccharide units and the 2-, 3-, 4-, and/or 6-positions on the preceding saccharide units.

The preferred alkylpolyglycosides have the formula



10

wherein R^2 is selected from the group consisting of alkyl, alkylphenyl, hydroxyalkyl, hydroxyalkylphenyl, and mixtures thereof in which the alkyl groups contain from about 10 to about 18, preferably from about 12 to about 14, carbon atoms; n is 2 or 3, preferably 2; t is from 0 to about 10, preferably 0; and x is from about 1.3 to about 10, preferably from about 1.3 to about 3, most preferably from about 1.3 to about 2.7. The glycosyl is preferably derived from glucose. To prepare these compounds, the alcohol or alkylpolyethoxy alcohol is formed first and then reacted with glucose, or a source of glucose, to form the glucoside (attachment at the 1-position). The additional glycosyl units can then be attached between their 1-position and the preceding glycosyl units 2-, 3-, 4-, and/or 6-position, preferably predominantly the 2-position.

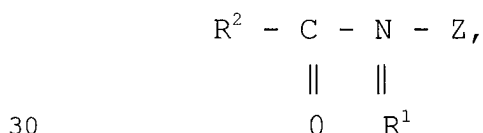
The condensation products of ethylene oxide with a hydrophobic base formed by the condensation of propylene oxide with propylene glycol are also suitable for use as the additional nonionic surfactant systems of the present invention. The hydrophobic portion of these compounds will preferably have a molecular weight from about 1500 to about 1800 and will exhibit water insolubility. The addition of polyoxyethylene moieties to this hydrophobic portion tends to increase the water solubility of the molecule as a whole, and the liquid character of the product is retained up to the point where the polyoxyethylene content is about 50% of the total weight of the condensation product, which corresponds to condensation with up to about 40 moles of ethylene oxide. Examples of compounds of this type

include certain of the commercially available Pluronic™ surfactants, marketed by BASF.

Also suitable for use as the nonionic surfactant of the nonionic surfactant system of the present invention, are the
 5 condensation products of ethylene oxide with the product resulting from the reaction of propylene oxide and ethylenediamine. The hydrophobic moiety of these products consists of the reaction product of ethylenediamine and excess propylene oxide, and generally has a molecular weight of from about 2500 to
 10 about 3000. This hydrophobic moiety is condensed with ethylene oxide to the extent that the condensation product contains from about 40% to about 80% by weight of polyoxyethylene and has a molecular weight of from about 5,000 to about 11,000. Examples of this type of nonionic surfactant include certain of the
 15 commercially available Tetronic™ compounds, marketed by BASF.

Preferred for use as the nonionic surfactant of the surfactant systems of the present invention are polyethylene oxide condensates of alkyl phenols, condensation products of primary and secondary aliphatic alcohols with from about 1 to
 20 about 25 moles of ethyleneoxide, alkylpolysaccharides, and mixtures hereof. Most preferred are C₈-C₁₄ alkyl phenol ethoxylates having from 3 to 15 ethoxy groups and C₈-C₁₈ alcohol ethoxylates (preferably C₁₀ avg.) having from 2 to 10 ethoxy groups, and mixtures thereof.

25 Highly preferred nonionic surfactants are polyhydroxy fatty acid amide surfactants of the formula



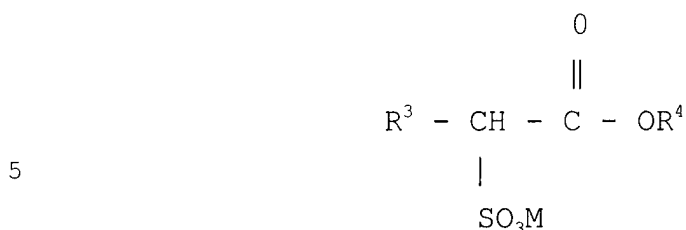
wherein R¹ is H, or R¹ is C₁₋₄ hydrocarbyl, 2-hydroxyethyl, 2-hydroxypropyl or a mixture thereof, R² is C₅₋₃₁ hydrocarbyl, and Z is a polyhydroxyhydrocarbyl having a linear hydrocarbyl chain
 35 with at least 3 hydroxyls directly connected to the chain, or an alkoxyated derivative thereof. Preferably, R¹ is methyl, R² is straight C₁₁₋₁₅ alkyl or C₁₆₋₁₈ alkyl or alkenyl chain such as

coconut alkyl or mixtures thereof, and Z is derived from a reducing sugar such as glucose, fructose, maltose or lactose, in a reductive amination reaction.

Highly preferred anionic surfactants include alkyl
5 alkoxyated sulfate surfactants. Examples hereof are water soluble salts or acids of the formula $RO(A)_mSO_3M$ wherein R is an unsubstituted C_{10} - C_{24} alkyl or hydroxyalkyl group having a C_{10} - C_{24} alkyl component, preferably a C_{12} - C_{20} alkyl or hydro-xyalkyl, more preferably C_{12} - C_{18} alkyl or hydroxyalkyl, A is an ethoxy or
10 propoxy unit, m is greater than zero, typically between about 0.5 and about 6, more preferably between about 0.5 and about 3, and M is H or a cation which can be, for example, a metal cation (e.g., sodium, potassium, lithium, calcium, magnesium, etc.), ammonium or substituted-ammonium cation. Alkyl ethoxylated sulfates as
15 well as alkyl propoxylated sulfates are contemplated herein. Specific examples of substituted ammonium cations include methyl-, dimethyl, trimethyl-ammonium cations and quaternary ammonium cations such as tetramethyl-ammonium and dimethyl piperdinium cations and those derived from alkylamines such as ethylamine,
20 diethylamine, triethylamine, mixtures thereof, and the like. Exemplary surfactants are C_{12} - C_{18} alkyl polyethoxylate (1.0) sulfate (C_{12} - $C_{18}E(1.0)M$), C_{12} - C_{18} alkyl polyethoxylate (2.25) sulfate (C_{12} - $C_{18}(2.25)M$), and C_{12} - C_{18} alkyl polyethoxylate (3.0) sulfate (C_{12} - $C_{18}E(3.0)M$), and C_{12} - C_{18} alkyl polyethoxylate (4.0)
25 sulfate (C_{12} - $C_{18}E(4.0)M$), wherein M is conveniently selected from sodium and potassium.

Suitable anionic surfactants to be used are alkyl ester sulfonate surfactants including linear esters of C_8 - C_{20} carboxylic acids (i.e., fatty acids) which are sulfonated with gaseous SO_3
30 according to "The Journal of the American Oil Chemists Society", 52 (1975), pp. 323-329. Suitable starting materials would include natural fatty substances as derived from tallow, palm oil, etc.

The preferred alkyl ester sulfonate surfactant, especially for laundry applications, comprise alkyl ester sulfonate
35 surfactants of the structural formula:



wherein R³ is a C₈-C₂₀ hydrocarbyl, preferably an alkyl, or combination thereof, R⁴ is a C₁-C₆ hydrocarbyl, preferably an alkyl, or combination thereof, and M is a cation which forms a water soluble salt with the alkyl ester sulfonate. Suitable salt-forming cations include metals such as sodium, potassium, and lithium, and substituted or unsubstituted ammonium cations, such as monoethanolamine, diethanolamine, and triethanolamine. Preferably, R³ is C₁₀-C₁₆ alkyl, and R⁴ is methyl, ethyl or isopropyl. Especially preferred are the methyl ester sulfonates wherein R³ is C₁₀-C₁₆ alkyl.

Other suitable anionic surfactants include the alkyl sulfate surfactants which are water soluble salts or acids of the formula ROSO₃M wherein R preferably is a C₁₀-C₂₄ hydrocarbyl, preferably an alkyl or hydroxyalkyl having a C₁₀-C₂₀ alkyl component, more preferably a C₁₂-C₁₈ alkyl or hydroxyalkyl, and M is H or a cation, e.g., an alkali metal cation (e.g. sodium, potassium, lithium), or ammonium or substituted ammonium (e.g. methyl-, dimethyl-, and trimethyl ammonium cations and quaternary ammonium cations such as tetramethyl-ammonium and dimethyl piperdinium cations and quaternary ammonium cations derived from alkylamines such as ethylamine, diethylamine, triethylamine, and mixtures thereof, and the like). Typically, alkyl chains of C₁₂-C₁₆ are preferred for lower wash temperatures (e.g. below about 50°C) and C₁₆-C₁₈ alkyl chains are preferred for higher wash temperatures (e.g. above about 50°C).

Other anionic surfactants useful for deterative purposes can also be included in the laundry detergent compositions of the present invention. These can include salts (including, for example, sodium, potassium, ammonium, and substituted ammonium salts such as mono- di- and triethanolamine salts) of soap, C₈-C₂₂

primary or secondary alkanesulfonates, C₈-C₂₄ olefinsulfonates, sulfonated polycarboxylic acids prepared by sulfonation of the pyrolyzed product of alkaline earth metal citrates, e.g., as described in British patent specification No. 1,082,179, C₈-C₂₄ 5 alkylpolyglycoethersulfates (containing up to 10 moles of ethylene oxide); alkyl glycerol sulfonates, fatty acyl glycerol sulfonates, fatty oleyl glycerol sulfates, alkyl phenol ethylene oxide ether sulfates, paraffin sulfonates, alkyl phosphates, isethionates such as the acyl isethionates, N-acyl taurates, 10 alkyl succinamates and sulfosuccinates, monoesters of sulfosuccinates (especially saturated and unsaturated C₁₂-C₁₈ monoesters) and diesters of sulfosuccinates (especially saturated and unsaturated C₆-C₁₂ diesters), acyl sarcosinates, sulfates of alkylpolysaccharides such as the sulfates of alkylpolyglucoside 15 (the nonionic nonsulfated compounds being described below), branched primary alkyl sulfates, and alkyl polyethoxy carboxylates such as those of the formula RO(CH₂CH₂O)_k-CH₂COO-M⁺ wherein R is a C₈-C₂₂ alkyl, k is an integer from 1 to 10, and M is a soluble salt forming cation. Resin acids and hydrogenated 20 resin acids are also suitable, such as rosin, hydrogenated rosin, and resin acids and hydrogenated resin acids present in or derived from tall oil.

Alkylbenzene sulfonates are highly preferred. Especially preferred are linear (straight-chain) alkyl benzene sulfonates 25 (LAS) wherein the alkyl group preferably contains from 10 to 18 carbon atoms.

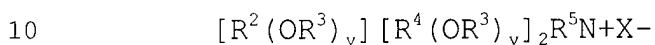
Further examples are described in "Surface Active Agents and Detergents" (Vol. I and II by Schwartz, Perry and Berch). A variety of such surfactants are also generally disclosed in US 30 3,929,678, (Column 23, line 58 through Column 29, line 23, herein incorporated by reference).

When included therein, the laundry detergent compositions of the present invention typically comprise from about 1% to about 40%, preferably from about 3% to about 20% by weight of 35 such anionic surfactants.

The laundry detergent compositions of the present invention may also contain cationic, ampholytic, zwitterionic, and semi-

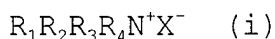
polar surfactants, as well as the nonionic and/or anionic surfactants other than those already described herein.

Cationic deterative surfactants suitable for use in the laundry detergent compositions of the present invention are those having one long-chain hydrocarbyl group. Examples of such cationic surfactants include the ammonium surfactants such as alkyltrimethylammonium halogenides, and those surfactants having the formula:



wherein R^2 is an alkyl or alkyl benzyl group having from about 8 to about 18 carbon atoms in the alkyl chain, each R^3 is selected from the group consisting of $-CH_2CH_2-$, $-CH_2CH(CH_3)-$, $-CH_2CH(CH_2OH)-$, $-CH_2CH_2CH_2-$, and mixtures thereof; each R^4 is selected from the group consisting of C_1-C_4 alkyl, C_1-C_4 hydroxyalkyl, benzyl ring structures formed by joining the two R^4 groups, $-CH_2CHOHCHOHCOR^6CHOHCH_2OH$, wherein R^6 is any hexose or hexose polymer having a molecular weight less than about 1000, and hydrogen when y is not 0; R^5 is the same as R^4 or is an alkyl chain, wherein the total number of carbon atoms or R^2 plus R^5 is not more than about 18; each y is from 0 to about 10, and the sum of the y values is from 0 to about 15; and X is any compatible anion.

Highly preferred cationic surfactants are the water soluble quaternary ammonium compounds useful in the present composition having the formula:



30

wherein R_1 is C_8-C_{16} alkyl, each of R_2 , R_3 and R_4 is independently C_1-C_4 alkyl, C_1-C_4 hydroxy alkyl, benzyl, and $-(C_2H_4)_xH$ where x has a value from 2 to 5, and X is an anion. Not more than one of R_2 , R_3 or R_4 should be benzyl.

The preferred alkyl chain length for R_1 is $C_{12}-C_{15}$, particularly where the alkyl group is a mixture of chain lengths

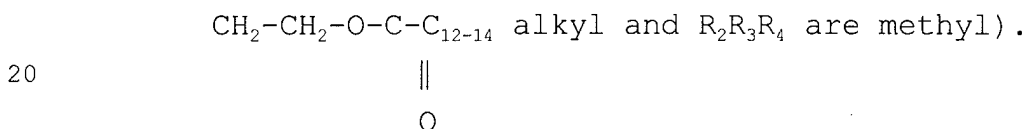
35

derived from coconut or palm kernel fat or is derived synthetically by olefin build up or OXO alcohols synthesis.

Preferred groups for R_2R_3 and R_4 are methyl and hydroxyethyl groups and the anion X may be selected from halide, 5 methosulphate, acetate and phosphate ions.

Examples of suitable quaternary ammonium compounds of formulae (i) for use herein are:

coconut trimethyl ammonium chloride or bromide;
 coconut methyl dihydroxyethyl ammonium chloride or bromide;
 10 decyl triethyl ammonium chloride;
 decyl dimethyl hydroxyethyl ammonium chloride or bromide;
 C_{12-15} dimethyl hydroxyethyl ammonium chloride or bromide;
 coconut dimethyl hydroxyethyl ammonium chloride or bromide;
 myristyl trimethyl ammonium methyl sulphate;
 15 lauryl dimethyl benzyl ammonium chloride or bromide;
 lauryl dimethyl (ethenoxy)₄ ammonium chloride or bromide;
 choline esters (compounds of formula (i) wherein R_1 is



di-alkyl imidazolines [compounds of formula (i)].

Other cationic surfactants useful herein are also described 25 in US 4,228,044 and in EP 000 224.

When included therein, the laundry detergent compositions of the present invention typically comprise from 0.2% to about 25%, preferably from about 1% to about 8% by weight of such cationic surfactants.

30 Ampholytic surfactants are also suitable for use in the laundry detergent compositions of the present invention. These surfactants can be broadly described as aliphatic derivatives of secondary or tertiary amines, or aliphatic derivatives of heterocyclic secondary and tertiary amines in which the aliphatic 35 radical can be straight- or branched-chain. One of the aliphatic substituents contains at least about 8 carbon atoms, typically from about 8 to about 18 carbon atoms, and at least one contains

an anionic water-solubilizing group, e.g. carboxy, sulfonate, sulfate. See US 3,929,678 (column 19, lines 18-35) for examples of ampholytic surfactants.

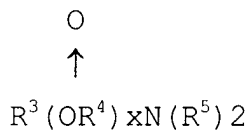
When included therein, the laundry detergent compositions of the present invention typically comprise from 0.2% to about 15%, preferably from about 1% to about 10% by weight of such ampholytic surfactants.

Zwitterionic surfactants are also suitable for use in laundry detergent compositions. These surfactants can be broadly described as derivatives of secondary and tertiary amines, derivatives of heterocyclic secondary and tertiary amines, or derivatives of quaternary ammonium, quaternary phosphonium or tertiary sulfonium compounds. See US 3,929,678 (column 19, line 38 through column 22, line 48) for examples of zwitterionic surfactants.

When included therein, the laundry detergent compositions of the present invention typically comprise from 0.2% to about 15%, preferably from about 1% to about 10% by weight of such zwitterionic surfactants.

Semi-polar nonionic surfactants are a special category of nonionic surfactants which include water-soluble amine oxides containing one alkyl moiety of from about 10 to about 18 carbon atoms and 2 moieties selected from the group consisting of alkyl groups and hydroxyalkyl groups containing from about 1 to about 3 carbon atoms; watersoluble phosphine oxides containing one alkyl moiety of from about 10 to about 18 carbon atoms and 2 moieties selected from the group consisting of alkyl groups and hydroxyalkyl groups containing from about 1 to about 3 carbon atoms; and water-soluble sulfoxides containing one alkyl moiety from about 10 to about 18 carbon atoms and a moiety selected from the group consisting of alkyl and hydroxyalkyl moieties of from about 1 to about 3 carbon atoms.

Semi-polar nonionic detergent surfactants include the amine oxide surfactants having the formula:



5 wherein R^3 is an alkyl, hydroxyalkyl, or alkyl phenyl group or mixtures thereof containing from about 8 to about 22 carbon atoms; R^4 is an alkylene or hydroxyalkylene group containing from about 2 to about 3 carbon atoms or mixtures thereof; x is from 0 to about 3; and each R^5 is an alkyl or hydroxyalkyl group
 10 containing from about 1 to about 3 carbon atoms or a polyethylene oxide group containing from about 1 to about 3 ethylene oxide groups. The R^5 groups can be attached to each other, e.g., through an oxygen or nitrogen atom, to form a ring structure.

These amine oxide surfactants in particular include C_{10} - C_{18}
 15 alkyl dimethyl amine oxides and C_8 - C_{12} alkoxy ethyl dihydroxy ethyl amine oxides.

When included therein, the laundry detergent compositions of the present invention typically comprise from 0.2% to about 15%, preferably from about 1% to about 10% by weight of such
 20 semi-polar nonionic surfactants.

Builder system

The compositions according to the present invention may further comprise a builder system. Any conventional builder
 25 system is suitable for use herein including aluminosilicate materials, silicates, polycarboxylates and fatty acids, materials such as ethylenediamine tetraacetate, metal ion sequestrants such as aminopolyphosphonates, particularly ethylenediamine tetramethylene phosphonic acid and diethylene triamine
 30 pentamethylenephosphonic acid. Though less preferred for obvious environmental reasons, phosphate builders can also be used herein.

Suitable builders can be an inorganic ion exchange material, commonly an inorganic hydrated aluminosilicate
 35 material, more particularly a hydrated synthetic zeolite such as hydrated zeolite A, X, B, HS or MAP.

Another suitable inorganic builder material is layered silicate, e.g. SKS-6 (Hoechst). SKS-6 is a crystalline layered silicate consisting of sodium silicate ($\text{Na}_2\text{Si}_2\text{O}_5$).

Suitable polycarboxylates containing one carboxy group include lactic acid, glycolic acid and ether derivatives thereof as disclosed in Belgian Patent Nos. 831,368, 821,369 and 821,370. Polycarboxylates containing two carboxy groups include the water-soluble salts of succinic acid, malonic acid, (ethylenedioxy) diacetic acid, maleic acid, diglycollic acid, tartaric acid, tartronic acid and fumaric acid, as well as the ether carboxylates described in German Offenle-enschrift 2,446,686, and 2,446,487, US 3,935,257 and the sulfinyl carboxylates described in Belgian Patent No. 840,623. Polycarboxylates containing three carboxy groups include, in particular, water-soluble citrates, aconitrates and citraconates as well as succinate derivatives such as the carboxymethyloxysuccinates described in British Patent No. 1,379,241, lactoxysuccinates described in Netherlands Application 7205873, and the oxypolycarboxylate materials such as 2-oxa-1,1,3-propane tricarboxylates described in British Patent No. 1,387,447.

Polycarboxylates containing four carboxy groups include oxydisuccinates disclosed in British Patent No. 1,261,829, 1,1,2,2,-ethane tetracarboxylates, 1,1,3,3-propane tetracarboxylates containing sulfo substituents include the sulfosuccinate derivatives disclosed in British Patent Nos. 1,398,421 and 1,398,422 and in US 3,936,448, and the sulfonated pyrolysed citrates described in British Patent No. 1,082,179, while polycarboxylates containing phosphone substituents are disclosed in British Patent No. 1,439,000.

Alicyclic and heterocyclic polycarboxylates include cyclopentane-cis,cis-cis-tetracarboxylates, cyclopentadienide pentacarboxylates, 2,3,4,5-tetrahydro-furan - cis, cis, cis-tetracarboxylates, 2,5-tetrahydro-furan-cis, discarboxylates, 2,2,5,5,-tetrahydrofuran - tetracarboxylates, 1,2,3,4,5,6-hexane - hexacarboxylates and carboxymethyl derivatives of polyhydric alcohols such as sorbitol, mannitol and xylitol. Aromatic polycarboxylates include mellitic acid, pyromellitic acid and the

phthalic acid derivatives disclosed in British Patent No. 1,425,343.

Of the above, the preferred polycarboxylates are hydroxycarboxylates containing up to three carboxy groups per molecule, 5 more particularly citrates.

Preferred builder systems for use in the present compositions include a mixture of a water-insoluble aluminosilicate builder such as zeolite A or of a layered silicate (SKS-6), and a water-soluble carboxylate chelating agent 10 such as citric acid.

A suitable chelant for inclusion in the detergent compositions in accordance with the invention is ethylenediamine-N,N'-disuccinic acid (EDDS) or the alkali metal, alkaline earth metal, ammonium, or substituted ammonium salts thereof, or mixtures 15 thereof. Preferred EDDS compounds are the free acid form and the sodium or magnesium salt thereof. Examples of such preferred sodium salts of EDDS include Na_2EDDS and Na_4EDDS . Examples of such preferred magnesium salts of EDDS include MgEDDS and Mg_2EDDS . The magnesium salts are the most preferred for inclusion in 20 compositions in accordance with the invention.

Preferred builder systems include a mixture of a water-insoluble aluminosilicate builder such as zeolite A, and a water soluble carboxylate chelating agent such as citric acid.

Other builder materials that can form part of the builder 25 system for use in granular compositions include inorganic materials such as alkali metal carbonates, bicarbonates, silicates, and organic materials such as the organic phosphonates, amino polyalkylene phosphonates and amino polycarboxylates.

30 Other suitable water-soluble organic salts are the homo- or co-polymeric acids or their salts, in which the polycarboxylic acid comprises at least two carboxyl radicals separated from each other by not more than two carbon atoms.

Polymers of this type are disclosed in GB-A-1,596,756. 35 Examples of such salts are polyacrylates of MW 2000-5000 and their copolymers with maleic anhydride, such copolymers having a

molecular weight of from 20,000 to 70,000, especially about 40,000.

Detergency builder salts are normally included in amounts of from 5% to 80% by weight of the composition. Preferred levels of builder for liquid detergents are from 5% to 30%.

Enzymes

Preferred detergent compositions, in addition to the enzyme preparation of the invention, comprise other enzyme(s) which provides cleaning performance and/or fabric care benefits.

Such enzymes include proteases, lipases, cutinases, amylases, cellulases, peroxidases, oxidases (e.g. laccases).

15 Proteases: Any protease suitable for use in alkaline solutions can be used. Suitable proteases include those of animal, vegetable or microbial origin. Microbial origin is preferred. Chemically or genetically modified mutants are included. The protease may be a serine protease, preferably an alkaline
20 microbial protease or a trypsin-like protease. Examples of alkaline proteases are subtilisins, especially those derived from Bacillus, e.g., subtilisin Novo, subtilisin Carlsberg, subtilisin 309, subtilisin 147 and subtilisin 168 (described in WO 89/06279). Examples of trypsin-like proteases are trypsin (e.g.
25 of porcine or bovine origin) and the Fusarium protease described in WO 89/06270.

Preferred commercially available protease enzymes include those sold under the trade names Alcalase, Savinase, Primase, Durazym, and Esperase by Novo Nordisk A/S (Denmark), those sold
30 under the tradename Maxatase, Maxacal, Maxapem, Properase, Purafect and Purafect OXP by Genencor International, and those sold under the tradename Opticlean and Optimase by Solvay Enzymes. Protease enzymes may be incorporated into the compositions in accordance with the invention at a level of from
35 0.00001% to 2% of enzyme protein by weight of the composition, preferably at a level of from 0.0001% to 1% of enzyme protein by weight of the composition, more preferably at a level of from

0.001% to 0.5% of enzyme protein by weight of the composition, even more preferably at a level of from 0.01% to 0.2% of enzyme protein by weight of the composition.

5 Lipases: Any lipase suitable for use in alkaline solutions can be used. Suitable lipases include those of bacterial or fungal origin. Chemically or genetically modified mutants are included.

Examples of useful lipases include a Humicola lanuginosa lipase, e.g., as described in EP 258 068 and EP 305 216, a
10 Rhizomucor miehei lipase, e.g., as described in EP 238 023, a Candida lipase, such as a C. antarctica lipase, e.g., the C. antarctica lipase A or B described in EP 214 761, a Pseudomonas lipase such as a P. alcaligenes and P. pseudoalcaligenes lipase, e.g., as described in EP 218 272, a P. cepacia lipase, e.g., as
15 described in EP 331 376, a P. stutzeri lipase, e.g., as disclosed in GB 1,372,034, a P. fluorescens lipase, a Bacillus lipase, e.g., a B. subtilis lipase (Dartois et al., (1993), Biochemica et Biophysica acta 1131, 253-260), a B. stearothermophilus lipase (JP 64/744992) and a B. pumilus lipase (WO 91/16422).

20 Furthermore, a number of cloned lipases may be useful, including the Penicillium camembertii lipase described by Yamaguchi et al., (1991), Gene 103, 61-67), the Geotricum candidum lipase (Schimada, Y. et al., (1989), J. Biochem., 106, 383-388), and various Rhizopus lipases such as a R. delemar
25 lipase (Hass, M.J et al., (1991), Gene 109, 117-113), a R. niveus lipase (Kugimiya et al., (1992), Biosci. Biotech. Biochem. 56, 716-719) and a R. oryzae lipase.

Other types of lipolytic enzymes such as cutinases may also be useful, e.g., a cutinase derived from Pseudomonas mendocina as
30 described in WO 88/09367, or a cutinase derived from Fusarium solani pisi (e.g. described in WO 90/09446).

Especially suitable lipases are lipases such as M1 Lipase™, Luma fast™ and Lipomax™ (Genencor), Lipolase™ and Lipolase Ultra™ (Novo Nordisk A/S), and Lipase P "Amano" (Amano Pharma-
35 ceutical Co. Ltd.).

The lipases are normally incorporated in the detergent composition at a level of from 0.00001% to 2% of enzyme protein

by weight of the composition, preferably at a level of from 0.0001% to 1% of enzyme protein by weight of the composition, more preferably at a level of from 0.001% to 0.5% of enzyme protein by weight of the composition, even more preferably at a level of from 0.01% to 0.2% of enzyme protein by weight of the composition.

Amylases: Any amylase (α and/or β) suitable for use in alkaline solutions can be used. Suitable amylases include those of bacterial or fungal origin. Chemically or genetically modified mutants are included. Amylases include, for example, α -amylases obtained from a special strain of B. licheniformis, described in more detail in GB 1,296,839. Commercially available amylases are Duramyl™, Termamyl™, Fungamyl™ and BAN™ (available from Novo Nordisk A/S) and Rapidase™ and Maxamyl P™ (available from Genencor).

The amylases are normally incorporated in the detergent composition at a level of from 0.00001% to 2% of enzyme protein by weight of the composition, preferably at a level of from 0.0001% to 1% of enzyme protein by weight of the composition, more preferably at a level of from 0.001% to 0.5% of enzyme protein by weight of the composition, even more preferably at a level of from 0.01% to 0.2% of enzyme protein by weight of the composition.

Cellulases: Any cellulase suitable for use in alkaline solutions can be used. Suitable cellulases include those of bacterial or fungal origin. Chemically or genetically modified mutants are included. Suitable cellulases are disclosed in US 4,435,307, which discloses fungal cellulases produced from Humicola insolens. Especially suitable cellulases are the cellulases having colour care benefits. Examples of such cellulases are cellulases described in European patent application No. 0 495 257.

Commercially available cellulases include Celluzyme™ produced by a strain of Humicola insolens, (Novo Nordisk A/S), and KAC-500(B)™ (Kao Corporation).

Cellulases are normally incorporated in the detergent composition at a level of from 0.00001% to 2% of enzyme protein by weight of the composition, preferably at a level of from 0.0001% to 1% of enzyme protein by weight of the composition, more preferably at a level of from 0.001% to 0.5% of enzyme protein by weight of the composition, even more preferably at a level of from 0.01% to 0.2% of enzyme protein by weight of the composition.

10 Peroxidases/Oxidases: Peroxidase enzymes are used in combination with hydrogen peroxide or a source thereof (e.g. a percarbonate, perborate or persulfate). Oxidase enzymes are used in combination with oxygen. Both types of enzymes are used for "solution bleaching", i.e. to prevent transfer of a textile dye from a dyed
15 fabric to another fabric when said fabrics are washed together in a wash liquor, preferably together with an enhancing agent as described in e.g. WO 94/12621 and WO 95/01426. Suitable peroxidases/oxidases include those of plant, bacterial or fungal origin. Chemically or genetically modified mutants are included.

20 Peroxidase and/or oxidase enzymes are normally incorporated in the detergent composition at a level of from 0.00001% to 2% of enzyme protein by weight of the composition, preferably at a level of from 0.0001% to 1% of enzyme protein by weight of the composition, more preferably at a level of from 0.001% to 0.5% of
25 enzyme protein by weight of the composition, even more preferably at a level of from 0.01% to 0.2% of enzyme protein by weight of the composition.

Mixtures of the above mentioned enzymes are encompassed herein, in particular a mixture of a protease, an amylase, a
30 lipase and/or a cellulase.

The enzyme of the invention, or any other enzyme incorporated in the detergent composition, is normally incorporated in the detergent composition at a level from 0.00001% to 2% of enzyme protein by weight of the composition, preferably at a level from 0.0001% to 1% of enzyme protein by
35 weight of the composition, more preferably at a level from 0.001% to 0.5% of enzyme protein by weight of the composition, even more

preferably at a level from 0.01% to 0.2% of enzyme protein by weight of the composition.

Bleaching agents: Additional optional detergent ingredients that
5 can be included in the detergent compositions of the present invention include bleaching agents such as PB1, PB4 and percarbonate with a particle size of 400-800 microns. These bleaching agent components can include one or more oxygen bleaching agents and, depending upon the bleaching agent chosen,
10 one or more bleach activators. When present oxygen bleaching compounds will typically be present at levels of from about 1% to about 25%. In general, bleaching compounds are optional added components in non-liquid formulations, e.g. granular detergents.

The bleaching agent component for use herein can be any of
15 the bleaching agents useful for detergent compositions including oxygen bleaches as well as others known in the art.

The bleaching agent suitable for the present invention can be an activated or non-activated bleaching agent.

One category of oxygen bleaching agent that can be used
20 encompasses percarboxylic acid bleaching agents and salts thereof. Suitable examples of this class of agents include magnesium monoperoxyphthalate hexahydrate, the magnesium salt of meta-chloro perbenzoic acid, 4-nonylamino-4-oxoperoxybutyric acid and diperoxydodecanedioic acid. Such bleaching agents are
25 disclosed in US 4,483,781, US 740,446, EP 0 133 354 and US 4,412,934. Highly preferred bleaching agents also include 6-nonylamino-6-oxoperoxypropionic acid as described in US 4,634,551.

Another category of bleaching agents that can be used encompasses the halogen bleaching agents. Examples of hypohalite
30 bleaching agents, for example, include trichloro isocyanuric acid and the sodium and potassium dichloroisocyanurates and N-chloro and N-bromo alkane sulphonamides. Such materials are normally added at 0.5-10% by weight of the finished product, preferably 1-5% by weight.

35 The hydrogen peroxide releasing agents can be used in combination with bleach activators such as tetraacetythylenediamine (TAED), nonanoyloxybenzenesulfonate (NOBS,

described in US 4,412,934), 3,5-trimethyl-hexanoloxybenzenesulfonate (ISONOBS, described in EP 120 591) or pentaacetylglucose (PAG), which are perhydrolyzed to form a peracid as the active bleaching species, leading to improved 5 bleaching effect. In addition, very suitable are the bleach activators C8(6-octanamido-caproyl) oxybenzene-sulfonate, C9(6-nonanamido caproyl) oxybenzenesulfonate and C10 (6-decanamido caproyl) oxybenzenesulfonate or mixtures thereof. Also suitable activators are acylated citrate esters such as disclosed in 10 European Patent Application No. 91870207.7.

Useful bleaching agents, including peroxyacids and bleaching systems comprising bleach activators and peroxygen bleaching compounds for use in cleaning compositions according to the invention are described in application USSN 08/136,626.

15 The hydrogen peroxide may also be present by adding an enzymatic system (i.e. an enzyme and a substrate therefore) which is capable of generation of hydrogen peroxide at the beginning or during the washing and/or rinsing process. Such enzymatic systems are disclosed in European Patent Application EP 0 537 381.

20 Bleaching agents other than oxygen bleaching agents are also known in the art and can be utilized herein. One type of non-oxygen bleaching agent of particular interest includes photoactivated bleaching agents such as the sulfonated zinc and/or aluminium phthalocyanines. These materials can be deposited 25 upon the substrate during the washing process. Upon irradiation with light, in the presence of oxygen, such as by hanging clothes out to dry in the daylight, the sulfonated zinc phthalocyanine is activated and, consequently, the substrate is bleached. Preferred zinc phthalocyanine and a photoactivated bleaching process are 30 described in US 4,033,718. Typically, detergent composition will contain about 0.025% to about 1.25%, by weight, of sulfonated zinc phthalocyanine.

Bleaching agents may also comprise a manganese catalyst. The manganese catalyst may, e.g., be one of the compounds 35 described in "Efficient manganese catalysts for low-temperature bleaching", Nature 369, 1994, pp. 637-639.

Suds suppressors: Another optional ingredient is a suds suppressor, exemplified by silicones, and silica-silicone mixtures. Silicones can generally be represented by alkylated polysiloxane materials, while silica is normally used in finely divided forms exemplified by silica aerogels and xerogels and hydrophobic silicas of various types. These materials can be incorporated as particulates, in which the suds suppressor is advantageously releasably incorporated in a water-soluble or waterdispersible, substantially non surface-active detergent impermeable carrier. Alternatively the suds suppressor can be dissolved or dispersed in a liquid carrier and applied by spraying on to one or more of the other components.

A preferred silicone suds controlling agent is disclosed in US 3,933,672. Other particularly useful suds suppressors are the self-emulsifying silicone suds suppressors, described in German Patent Application DTOS 2,646,126. An example of such a compound is DC-544, commercially available from Dow Corning, which is a siloxane-glycol copolymer. Especially preferred suds controlling agent are the suds suppressor system comprising a mixture of silicone oils and 2-alkyl-alkanols. Suitable 2-alkyl-alkanols are 2-butyl-octanol which are commercially available under the trade name Isofol 12 R.

Such suds suppressor system are described in European Patent Application EP 0 593 841.

Especially preferred silicone suds controlling agents are described in European Patent Application No. 92201649.8. Said compositions can comprise a silicone/ silica mixture in combination with fumed nonporous silica such as Aerosil^R.

The suds suppressors described above are normally employed at levels of from 0.001% to 2% by weight of the composition, preferably from 0.01% to 1% by weight.

Other components: Other components used in detergent compositions may be employed such as soil-suspending agents, soil-releasing agents, optical brighteners, abrasives, bactericides, tarnish inhibitors, coloring agents, and/or encapsulated or nonencapsulated perfumes.

Especially suitable encapsulating materials are water soluble capsules which consist of a matrix of polysaccharide and polyhydroxy compounds such as described in GB 1,464,616.

Other suitable water soluble encapsulating materials comprise dextrins derived from ungelatinized starch acid esters of substituted dicarboxylic acids such as described in US 3,455,838. These acid-ester dextrins are, preferably, prepared from such starches as waxy maize, waxy sorghum, sago, tapioca and potato. Suitable examples of said encapsulation materials include N-Lok manufactured by National Starch. The N-Lok encapsulating material consists of a modified maize starch and glucose. The starch is modified by adding monofunctional substituted groups such as octenyl succinic acid anhydride.

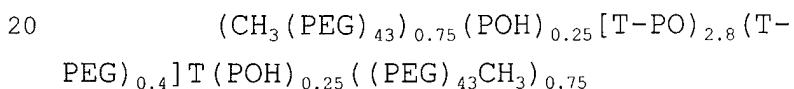
Antiredeposition and soil suspension agents suitable herein include cellulose derivatives such as methylcellulose, carboxymethylcellulose and hydroxyethylcellulose, and homo- or co-polymeric polycarboxylic acids or their salts. Polymers of this type include the polyacrylates and maleic anhydride-acrylic acid copolymers previously mentioned as builders, as well as copolymers of maleic anhydride with ethylene, methylvinyl ether or methacrylic acid, the maleic anhydride constituting at least 20 mole percent of the copolymer. These materials are normally used at levels of from 0.5% to 10% by weight, more preferably from 0.75% to 8%, most preferably from 1% to 6% by weight of the composition.

Preferred optical brighteners are anionic in character, examples of which are disodium 4,4'-bis-(2-diethanolamino-4-anilino -s- triazin-6-ylamino)stilbene-2:2' disulphonate, disodium 4, - 4'-bis-(2-morpholino-4-anilino-s-triazin-6-ylamino-stilbene-2:2' - disulphonate, disodium 4,4' - bis-(2,4-dianilino-s-triazin-6-ylamino)stilbene-2:2' - disulphonate, monosodium 4',4'' - bis-(2,4-dianilino-s-tri-azin-6 ylamino)stilbene-2-sulphonate, disodium 4,4' -bis-(2-anilino-4-(N-methyl-N-2-hydroxyethylamino)-s-triazin-6-ylamino)stilbene-2,2' - disulphonate, di-sodium 4,4' -bis-(4-phenyl-2,1,3-triazol-2-yl)-stilbene-2,2' disulphonate, di-so-dium 4,4'bis(2-anilino-4-(1-methyl-2-hydroxyethylamino)-s-triazin-6-ylami-no)stilbene-2,2'disulphonate, sodium 2(stilbyl-

4''-(naphtho-1',2':4,5)-1,2,3, - triazole-2''-sulphonate and 4,4'-bis(2-sulphostyryl)biphenyl.

Other useful polymeric materials are the polyethylene glycols, particularly those of molecular weight 1000-10000, more particularly 2000 to 8000 and most preferably about 4000. These are used at levels of from 0.20% to 5% more preferably from 0.25% to 2.5% by weight. These polymers and the previously mentioned homo- or co-polymeric poly-carboxylate salts are valuable for improving whiteness maintenance, fabric ash deposition, and cleaning performance on clay, proteinaceous and oxidizable soils in the presence of transition metal impurities.

Soil release agents useful in compositions of the present invention are conventionally copolymers or terpolymers of terephthalic acid with ethylene glycol and/or propylene glycol units in various arrangements. Examples of such polymers are disclosed in US 4,116,885 and 4,711,730 and EP 0 272 033. A particular preferred polymer in accordance with EP 0 272 033 has the formula:



where PEG is $-(OC_2H_4)_n-$, PO is (OC_3H_6O) and T is $(pOOC_6H_4CO)$.

Also very useful are modified polyesters as random copolymers of dimethyl terephthalate, dimethyl sulfoisophthalate, ethylene glycol and 1,2-propanediol, the end groups consisting primarily of sulphobenzoate and secondarily of mono esters of ethylene glycol and/or 1,2-propanediol. The target is to obtain a polymer capped at both end by sulphobenzoate groups, "primarily", in the present context most of said copolymers herein will be endcapped by sulphobenzoate groups. However, some copolymers will be less than fully capped, and therefore their end groups may consist of monoester of ethylene glycol and/or 1,2-propanediol, thereof consist "secondarily" of such species.

The selected polyesters herein contain about 46% by weight of dimethyl terephthalic acid, about 16% by weight of 1,2-

propanediol, about 10% by weight ethylenē glycol, about 13% by weight of dimethyl sulfobenzoic acid and about 15% by weight of sulfoisophthalic acid, and have a molecular weight of about 3.000. The polyesters and their method of preparation are
5 described in detail in EP 311 342.

Softening agents: Fabric softening agents can also be incorporated into laundry detergent compositions in accordance with the present invention. These agents may be inorganic or
10 organic in type. Inorganic softening agents are exemplified by the smectite clays disclosed in GB-A-1 400898 and in US 5,019,292. Organic fabric softening agents include the water insoluble tertiary amines as disclosed in GB-A1 514 276 and EP 0 011 340 and their combination with mono C₁₂-C₁₄ quaternary ammo-
15 nium salts are disclosed in EP-B-0 026 528 and di-long-chain amides as disclosed in EP 0 242 919. Other useful organic ingredients of fabric softening systems include high molecular weight polyethylene oxide materials as disclosed in EP 0 299 575 and 0 313 146.

20 Levels of smectite clay are normally in the range from 5% to 15%, more preferably from 8% to 12% by weight, with the material being added as a dry mixed component to the remainder of the formulation. Organic fabric softening agents such as the water-insoluble tertiary amines or dilong chain amide materials
25 are incorporated at levels of from 0.5% to 5% by weight, normally from 1% to 3% by weight whilst the high molecular weight polyethylene oxide materials and the water soluble cationic materials are added at levels of from 0.1% to 2%, normally from 0.15% to 1.5% by weight. These materials are normally added to
30 the spray dried portion of the composition, although in some instances it may be more convenient to add them as a dry mixed particulate, or spray them as molten liquid on to other solid components of the composition.

35 Polymeric dye-transfer inhibiting agents: The detergent compositions according to the present invention may also comprise from 0.001% to 10%, preferably from 0.01% to 2%, more preferably

form 0.05% to 1% by weight of polymeric dye-transfer inhibiting agents. Said polymeric dye-transfer inhibiting agents are normally incorporated into detergent compositions in order to inhibit the transfer of dyes from colored fabrics onto fabrics washed therewith. These polymers have the ability of complexing or adsorbing the fugitive dyes washed out of dyed fabrics before the dyes have the opportunity to become attached to other articles in the wash.

Especially suitable polymeric dye-transfer inhibiting agents are polyamine N-oxide polymers, copolymers of N-vinylpyrrolidone and N-vinylimidazole, polyvinylpyrrolidone polymers, polyvinylloxazolidones and polyvinylimidazoles or mixtures thereof.

Addition of such polymers also enhances the performance of the enzymes according to the invention.

The detergent composition according to the invention can be in liquid, paste, gels, bars or granular forms.

Non-dusting granulates may be produced, e.g., as disclosed in US 4,106,991 and 4,661,452 (both to Novo Industri A/S) and may optionally be coated by methods known in the art. Examples of waxy coating materials are poly(ethylene oxide) products (polyethyleneglycol, PEG) with mean molecular weights of 1000 to 20000; ethoxylated nonylphenols having from 16 to 50 ethylene oxide units; ethoxylated fatty alcohols in which the alcohol contains from 12 to 20 carbon atoms and in which there are 15 to 80 ethylene oxide units; fatty alcohols; fatty acids; and mono- and di- and triglycerides of fatty acids. Examples of film-forming coating materials suitable for application by fluid bed techniques are given in GB 1483591.

Granular compositions according to the present invention can also be in "compact form", i.e. they may have a relatively higher density than conventional granular detergents, i.e. from 550 to 950 g/l; in such case, the granular detergent compositions according to the present invention will contain a lower amount of "Inorganic filler salt", compared to conventional granular detergents; typical filler salts are alkaline earth metal salts of sulphates and chlorides, typically sodium sulphate; "Compact"

detergent typically comprise not more than 10% filler salt. The liquid compositions according to the present invention can also be in "concentrated form", in such case, the liquid detergent compositions according to the present invention will contain a lower amount of water, compared to conventional liquid detergents. Typically, the water content of the concentrated liquid detergent is less than 30%, more preferably less than 20%, most preferably less than 10% by weight of the detergent compositions.

10 The compositions of the invention may for example, be formulated as hand and machine laundry detergent compositions including laundry additive compositions and compositions suitable for use in the pretreatment of stained fabrics, rinse added fabric softener compositions, and compositions for use in general household hard surface cleaning operations and dishwashing operations.

The following examples are meant to exemplify compositions for the present invention, but are not necessarily meant to limit or otherwise define the scope of the invention.

20 In the detergent compositions, the abbreviated component identifications have the following meanings:

LAS: Sodium linear C_{12} alkyl benzene sulphonate

25 TAS: Sodium tallow alkyl sulphate

XYAS: Sodium $C_{1X} - C_{1Y}$ alkyl sulfate

SS: Secondary soap surfactant of formula 2-butyl octanoic acid

25EY: A $C_{12} - C_{15}$ predominantly linear primary alcohol condensed with an average of Y moles of ethylene oxide

35 45EY: A $C_{14} - C_{15}$ predominantly linear primary alcohol condensed with an average of Y moles of ethylene oxide

XYEZS: $C_{1X} - C_{1Y}$ sodium alkyl sulfate condensed with an average of Z moles of ethylene oxide per mole

Nonionic: $C_{13} - C_{15}$ mixed ethoxylated/propoxylated fatty alcohol
5 with an average degree of ethoxylation of 3.8 and an average degree of propoxylation of 4.5 sold under the tradename Plurafax LF404 by BASF GmbH

CFAA: $C_{12} - C_{14}$ alkyl N-methyl glucamide

10

TFAA: $C_{16} - C_{18}$ alkyl N-methyl glucamide

Silicate: Amorphous Sodium Silicate ($SiO_2:Na_2O$ ratio = 2.0)

15 NaSKS-6: Crystalline layered silicate of formula $\delta-Na_2Si_2O_5$

Carbonate: Anhydrous sodium carbonate

20 Phosphate: Sodium tripolyphosphate

MA/AA: Copolymer of 1:4 maleic/acrylic acid, average molecular weight about 80,000

25 Polyacrylate: Polyacrylate homopolymer with an average molecular weight of 8,000 sold under the tradename PA30 by BASF GmbH

Zeolite A: Hydrated Sodium Aluminosilicate of formula $Na_{12}(AlO_2SiO_2)_{12} \cdot 27H_2O$ having a primary particle size in the range
30 from 1 to 10 micrometers

Citrate: Tri-sodium citrate dihydrate

Citric: Citric Acid

35

Perborate: Anhydrous sodium perborate monohydrate bleach, empirical formula $NaBO_2 \cdot H_2O_2$

PB4: Anhydrous sodium perborate tetrahydrate

Percarbonate: Anhydrous sodium percarbonate bleach of empirical
5 formula $2\text{Na}_2\text{CO}_3 \cdot 3\text{H}_2\text{O}_2$

TAED: Tetraacetyl ethylene diamine

CMC: Sodium carboxymethyl cellulose

10

DETPMP: Diethylene triamine penta (methylene phosphonic
acid), marketed by Monsanto under the Tradename Dequest 2060

PVP: Polyvinylpyrrolidone polymer

15

EDDS: Ethylenediamine-N, N'-disuccinic acid, [S,S] isomer
in the form of the sodium salt

Suds 25% paraffin wax Mpt 50°C, 17% hydrophobic silica,
20 58%

Suppressor: paraffin oil

Granular Suds 12% Silicone/silica, 18% stearyl alcohol, 70%
25 suppressor: starch in granular form

Sulphate: Anhydrous sodium sulphate

HMWPEO: High molecular weight polyethylene oxide

30

TAE 25: Tallow alcohol ethoxylate (25)

Detergent Example I

35

A granular fabric cleaning composition in accordance with the
invention may be prepared as follows:

	Sodium linear C ₁₂ alkyl benzene sulfonate	6.5
	Sodium sulfate	15.0
5	Zeolite A	26.0
	Sodium nitrilotriacetate	5.0
	Enzyme of the invention	0.1
	PVP	0.5
	TAED	3.0
10	Boric acid	4.0
	Perborate	18.0
	Phenol sulphonate	0.1
	Minors	Up to 100

15 Detergent Example II

A compact granular fabric cleaning composition (density 800 g/l) in accord with the invention may be prepared as follows:

20	45AS	8.0
	25E3S	2.0
	25E5	3.0
	25E3	3.0
	TFAA	2.5
25	Zeolite A	17.0
	NaSKS-6	12.0
	Citric acid	3.0
	Carbonate	7.0
	MA/AA	5.0
30	CMC	0.4
	Enzyme of the invention	0.1
	TAED	6.0
	Percarbonate	22.0
	EDDS	0.3
35	Granular suds suppressor	3.5
	water/minors	Up to 100%

Detergent Example III

Granular fabric cleaning compositions in accordance with the invention which are especially useful in the laundering of 5 coloured fabrics were prepared as follows:

	LAS	10.7	-
	TAS	2.4	-
	TFAA	-	4.0
	45AS	3.1	10.0
10	45E7	4.0	-
	25E3S	-	3.0
	68E11	1.8	-
	25E5	-	8.0
	Citrate	15.0	7.0
15	Carbonate	-	10.0
	Citric acid	2.5	3.0
	Zeolite A	32.1	25.0
	Na-SKS-6	-	9.0
	MA/AA	5.0	5.0
20	DETPMP	0.2	0.8
	Enzyme of the invention	0.10	0.05
	Silicate	2.5	-
	Sulphate	5.2	3.0
	PVP	0.5	-
25	Poly (4-vinylpyridine)-N-	-	0.2
	Oxide/copolymer of vinyl-		
	imidazole and vinyl-		
	pyrrolidone		
30	Perborate	1.0	-
	Phenol sulfonate	0.2	-
	Water/Minors	Up to 100%	

Detergent Example IV

Granular fabric cleaning compositions in accordance with the invention which provide "Softening through the wash" capability may be prepared as follows:

	45AS	-	10.0
5	LAS	7.6	-
	68AS	1.3	-
	45E7	4.0	-
	25E3	-	5.0
	Coco-alkyl-dimethyl hydro-		
10	xyethyl ammonium chloride	1.4	1.0
	Citrate	5.0	3.0
	Na-SKS-6	-	11.0
	Zeolite A	15.0	15.0
15	MA/AA	4.0	4.0
	DETPMP	0.4	0.4
	Perborate	15.0	-
	Percarbonate	-	15.0
	TAED	5.0	5.0
20	Smectite clay	10.0	10.0
	HMWPEO	-	0.1
	Enzyme of the invention	0.10	0.05
	Silicate	3.0	5.0
	Carbonate	10.0	10.0
25	Granular suds suppressor	1.0	4.0
	CMC	0.2	0.1
	Water/Minors	Up to 100%	

Detergent Example V

30 Heavy duty liquid fabric cleaning compositions in accordance with the invention may be prepared as follows:

		I	II
	LAS acid form	-	25.0
35	Citric acid	5.0	2.0
	25AS acid form	8.0	-
	25AE2S acid form	3.0	-

25AE7	8.0	-
CFAA	5	-
DETPMP	1.0	1.0
Fatty acid	8	-
5 Oleic acid	-	1.0
Ethanol	4.0	6.0
Propanediol	2.0	6.0
Enzyme of the invention	0.10	0.05
Coco-alkyl dimethyl	-	3.0
10 hydroxy ethyl ammonium chloride		
Smectite clay	-	5.0
PVP	2.0	-
15 Water / Minors	Up to 100%	

MATERIALS AND METHODS

Strains:

20 *B. lentus* 309 and 147 are specific strains of *Bacillus lentus*, deposited with the NCIB and accorded the accession numbers NCIB 10309 and 10147, and described in US Patent No. 3,723,250 incorporated by reference herein.

25 *E. coli* MC 1000 (M.J. Casadaban and S.N. Cohen (1980); *J. Mol. Biol.* **138** 179-207), was made r⁻,m⁺ by conventional methods and is also described in US Patent Application Serial No. 039,298.

Plasmids:

30 pJS3: *E. coli* - *B. subtilis* shuttle vector containing a synthetic gene encoding for subtilase 309. (Described by Jacob Schiødt et al. in Protein and Peptide letters **3**:39-44 (1996)).

pSX222: *B. subtilis* expression vector (Described in PCT/DK96/00207).

35

General molecular biology methods:

Unless otherwise mentioned the DNA manipulations and transformations were performed using standard methods of molecular biology (Sambrook et al. (1989) Molecular cloning: A laboratory manual, Cold Spring Harbor lab., Cold Spring Harbor, NY; Ausubel, F. M. et al. (eds.) "Current protocols in Molecular Biology". John Wiley and Sons, 1995; Harwood, C. R., and Cutting, S. M. (eds.) "Molecular Biological Methods for Bacillus". John Wiley and Sons, 1990).

Enzymes for DNA manipulations were used according to the specifications of the suppliers.

Enzymes for DNA manipulations

Unless otherwise mentioned all enzymes for DNA manipulations, such as e.g. restriction endonucleases, ligases etc., are obtained from New England Biolabs, Inc.

Construction of random mutagenized libraries

Performing localized random mutagenesis

A mutagenic primer (oligonucleotide) is synthesized which corresponds to the part of the DNA sequence to be mutagenized except for the nucleotide(s) corresponding to amino acid codon(s) to be mutagenized.

Subsequently, the resulting mutagenic primer is used in a PCR reaction with a suitable opposite primer. The resulting PCR fragment is purified and digested and cloned into the shuttle vector.

Alternatively and if necessary, the resulting PCR fragment is used in a second PCR reaction as a primer with a second suitable opposite primer so as to allow digestion and cloning of the mutagenized region into the shuttle vector. The PCR reactions are performed under normal conditions.

Proteolytic Activity

In the context of this invention proteolytic activity is expressed in Kilo NOVO Protease Units (KNPU). The activity is determined relatively to an enzyme standard (SAVINASE[®]), and the determination is based on the digestion of a dimethyl casein

(DMC) solution by the proteolytic enzyme at standard conditions, i.e. 50°C, pH 8.3, 9 min. reaction time, 3 min. measuring time. A folder AF 220/1 is available upon request to Novo Nordisk A/S, Denmark, which folder is hereby included by reference.

5 A GU is a Glycine Unit, defined as the proteolytic enzyme activity which, under standard conditions, during a 15-minutes' incubation at 40 deg C, with N-acetyl casein as substrate, produces an amount of NH₂-group equivalent to 1 mmole of glycine.

Enzyme activity can also be measured using the PNA assay,
10 according to reaction with the soluble substrate succinyl-
alanine-alanine-proline-phenyl-alanine-para-nitrophenol, which is
described in the Journal of American Oil Chemists Society,
Rothgeb, T.M., Goodlander, B.D., Garrison, P.H., and Smith, L.A.,
(1988).

15

Fermentation:

Fermentation of subtilase enzymes were performed at 30°C on a rotary shaking table (300 r.p.m.) in 500 ml baffled Erlenmeyer flasks containing 100 ml BPX medium for 5 days.

20 Consequently, in order to make an e.g. 2 liter broth 20 Erlenmeyer flasks were fermented simultaneously.

Assay to test for proteases with increased autoproteolytic stability:

25 Samples containing protease are made by growing strains in
cluding reference strains in suitable media allowing expression
of protease in either microtiter plates or shake flasks.

From each sample containing protease, aliquots are
taken, to which are added 1/10 vol. 2 M Glycin-NaOH buffer; pH
30 10.0, and the aliquots are incubated for 3 hours at 4°C and
55°C, respectively.

After incubation the protease activities are determined
using the substrate succinyl-alanine-alanine-para-nitrophenol
(Suc-Ala-Ala-pNA) at 0.6 g/l in the following buffer:

35 150 mM KCl, 50 mM Na₂B₄O₇; pH adjusted to 9.0.

20 µl sample + 180 µl substrate are mixed in wells of 96-
well microtiter plate.

Color development is followed at 405 nm in a microplate reader.

Activities are determined using Savinase® as standard.

The residual activity of a sample is calculated as the protease activity of the aliquot incubated at 55°C in percentage of the protease activity of the aliquot incubated at 4°C.

The proteases exhibiting increased residual activity are identified.

10 **Media:** BPX: Composition (per liter)

	Potato starch	100g
	Ground barley	50g
	Soybean flour	20g
	Na ₂ HPO ₄ X 12 H ₂ O	9g
15	Pluronic	0.1g
	Sodium caseinate	10g

The starch in the medium is liquified with α -amylase and the medium is sterilized by heating at 120°C for 45 minutes. After sterilization the pH of the medium is adjusted to 9 by addition of NaHCO₃ to 0.1 M.

EXAMPLES

25 For the generation of enzyme variants according to the invention the same materials and methods as described in *i.a.* WO 89/06279 (Novo Nordisk A/S), EP 130,756 (Genentech), EP 479,870 (Novo Nordisk A/S), EP 214,435 (Henkel), WO 87/04461 (Amgen), WO 87/05050 (Genex), EP application no. 87303761 (Genentech), EP 30 260,105 (Genencor), WO 88/06624 (Gist-Brocades NV), WO 88/07578 (Genentech), WO 88/08028 (Genex), WO 88/08033 (Amgen), WO 88/08164 (Genex), Thomas *et al.* (1985) *Nature*, **318** 375-376; Thomas *et al.* (1987) *J. Mol. Biol.*, 193, 803-813; Russel and Fersht (1987) *Nature* **328** 496-500. Other methods well established 35 in the art may also be used.

EXAMPLE 1

Construction and Expression of Enzyme Variants:

Subtilase 309 site-directed variants was made by the "Unique site elimination (USE)" or the "Uracil-USE" technique described
5 respectively by Deng et al. (Anal. Biochem. 200:81-88 (1992)) and Markvardsen et al. (BioTechniques 18(3):371-372 (1995)).

The template plasmid was pJS3, or a analogue of this containing a variant of Subtilase 309, e.g. USE mutagenesis was performed on pJS3 analogue containing a gene encoding the
10 Y167I+R170L variant with a oligonucleotide directed to the construct A194P variant resulting in a final Y167I+R170L+A194P Subtilase 309 variant.

The in pJS3 constructed Subtilase 309 variants was then subcloned into the *B.subtilis* pSX222 expression plasmid, using
15 the restriction enzymes KpnI and MluI.

This construct was transformed into a competent *B. subtilis* strain and in order to purify the protease fermented as described above in a medium containing 10 µg/ml Chloramphenicol (CAM).

20

EXAMPLE 2Purification of Enzyme Variants:

This procedure relates to purification of a 2 litre scale
25 fermentation of the Subtilisin 147 enzyme, the Subtilisin 309 enzyme or mutants thereof.

Approximately 1.6 litres of fermentation broth were centrifuged at 5000 rpm for 35 minutes in 1 litre beakers. The supernatants were adjusted to pH 6.5 using 10% acetic acid and
30 filtered on Seitz Supra S100 filter plates.

The filtrates were concentrated to approximately 400 ml using an Amicon CH2A UF unit equipped with an Amicon S1Y10 UF cartridge. The UF concentrate was centrifuged and filtered prior to absorption at room temperature on a Bacitracin affinity column
35 at pH 7. The protease was eluted from the Bacitracin column at room temperature using 25% 2-propanol and 1 M sodium chloride in

a buffer solution with 0.01 dimethylglutaric acid, 0.1 M boric acid and 0.002 M calcium chloride adjusted to pH 7.

The fractions with protease activity from the Bacitracin purification step were combined and applied to a 750 ml Sephadex 5 G25 column (5 cm dia.) equilibrated with a buffer containing 0.01 dimethylglutaric acid, 0.2 M boric acid and 0.002 m calcium chloride adjusted to pH 6.5.

Fractions with proteolytic activity from the Sephadex G25 column were combined and applied to a 150 ml CM Sepharose CL 6B 10 cation exchange column (5 cm dia.) equilibrated with a buffer containing 0.01 M dimethylglutaric acid, 0.2 M boric acid, and 0.002 M calcium chloride adjusted to pH 6.5.

The protease was eluted using a linear gradient of 0-0.1 M sodium chloride in 2 litres of the same buffer (0-0.2 M sodium 15 chloride in case of Subtilisin 147).

In a final purification step protease containing fractions from the CM Sepharose column were combined and concentrated in an Amicon ultrafiltration cell equipped with a GR81PP membrane (from the Danish Sugar Factories Inc.).

20 By using the techniques of Example 1 for the construction and the above isolation procedure the following subtilisin 309 variants were produced and isolated:

- A: Y167I + R170L + A133P
- 25 B: Y167I + R170L + T134P
- C: Y167I + R170L + A133P + T134P
- D: Y167I + R170L + V104C + S132C
- E: Y167I + R170L + A108C + T134C
- F: Y167A + R170S + F189A
- 30 G: Y167A + R170S + Y192A
- H: Y167A + R170S + Y192P
- I: Y167A + R170S + Y192A + A194P
- J: Y167A + R170S + Y192P + A194P
- K: Y167A + R170S + F189G
- 35 L: Y167A + R170S + F189E
- M: Y167A + R170S + F189R
- N: Y167I + R170L

M: Y167I+R170L+A194P
O: Y167A+R170S+A194P
P: Y167A+R170L+A194P
Q: Y167A+R170N+A194P
5 R: V104C+S132C+Y167I+R170L
S: A108C+T134C+Y167I+R170L

EXAMPLE 3

10 Identification of autolytic cleavage site:

A fraction of the Savinase® variant N:167I+R170L (after purification as described above) was by SDS-PAGE analysis found to contain two bands supposedly originating from autolytic degradation. The bands migrated with Mr's of 12 kDa and 10 kDa, 15 respectively. The N-terminal amino acid sequences of the peptides constituting these two bands were determined following SDS-PAGE and electroblotting onto a PVDF membrane.

The N-terminal amino acid sequence of the band migrating with Mr 12 kDa was found to be Ala-Gln-Ser-Val-Pro-Trp-Gly-Ile- 20 Ser- which is identical to the N-terminal amino acid sequence of N:Y167I+R170L.

The N-terminal amino acid sequence of the band migrating with Mr 10 kDa was found to be Gly-Ala-Gly-Leu-Asp-Ile-Val-Ala-Pro- which is identical to the amino acid sequence of amino acid 25 residues 187 to 195 in N:Y167I+R170L (residues 193 to 201 in BPN' numbering). This identifies the peptide bond between amino acid residues 186 and 187 in N:Y167I+R170L (residues 192 and 193 in BPN' numbering) as an autolytic cleavage site.

Matrix assisted laser desorption ionisation time-of-flight 30 mass spectrometry of the fraction revealed that the masses of the two components were 12,997.5 kDa \pm 13 kDa and 8,397.8 kDa \pm 8 kDa, respectively.

The theoretical mass of the autolytic fragment consisting of amino acid residues 187 to 269 in N:Y167I+R170L (residues 193 35 to 275 in BPN' numbering) is 8,397.3 kDa thereby confirming that no other autolytic cleavages have occurred C-terminal to residue 186.

Using the mass value of the larger fragment (12,997.5 kDa) it is possible to deduce that the other autolytic cleavage has occurred between amino acid residues 130 and 131 in N:Y167I+R170L (residues 132 and 133 in BPN' numbering). The theoretical mass of the autolytic fragment consisting of amino acid residues 1 to 130 in N:Y167I+R170L (residues 1 to 132 in BPN' numbering) is 12,699.1 kDa.

To substantiate these findings of autolytic cleavage sites in N:Y167I+R170L, the protease was incubated in a concentration of 2 mg/ml in 0.1 M sodium phosphate, pH 7.5 at 37 °C. At various time points from 0 min to 6 hours a 20 µl aliquot of the incubation mixture was withdrawn and added 80 µl 1% TFA resulting in an irreversible inhibition of the proteolytic activity of N:Y167I+R170L. The samples were kept in the freezer until analysis by matrix assisted laser desorption time-of-flight mass spectrometry.

The result of the mass spectrometry clearly showed a steady increase in the amount of fragments with masses of 12,698.9 kDa ± 13 kDa and 8,396.1 kDa ± 8 kDa, respectively, and a steady decrease in the component with mass 26,607.0 kDa ± 26 kDa. The theoretical mass of N:Y167I+R170L is 26,605.4 kDa.

EXAMPLE 4

Construction of random Protease variants

3 Random libraries was constructed in the vicinity of the autoproteolytic cleavage site 132-133. In each of the 3 libraries the BLS309 variant Y167I+R170L was used as template.

The construction of the 3 libraries of amino acids (aa) 1) 129-131, 2)132-133, 3)134-135 were prepared as described in Materials and Methods above.

One oligonucleotide was synthesized with 25% of each of the four bases in the first and the second base at amino acid codons wanted to be mutagenized. The third nucleotide (the wobble base) in codons were synthesized with 50%G/50%C to give a larger likelihood for changes to amino acids with one or two codons.

The mutagenic primer were used in a PCR reaction with a suitable opposite primer and the plasmid pJS3:(Y167I+R170L) as template. The resulting PCR fragment were purified and the resulting PCR fragment was used in a second PCR reaction as a primer with a second suitable opposite primer. This step was advantageous to be able to digest and clone the mutagenized region into the pJS3 shuttle vector.

Libraries of region 129-131, 132-133, 134-135 have been prepared containing from 10,000 to 80.000 clones/library.

Ten randomly chosen colonies were sequenced to confirm the mutations designed.

EXAMPLE 5

15 Identification of protease variants with increase autoproteolytic activity

The clones in each library constructed as described in example 4 is tested for autoproteolytic stability as described above.

For each library 500 individual clones are incubated in a microtiter plate overnight at 37°C in 200 µl LB medium with 10 µg/ml Chloramphenicol (CAM).

With the SAVINASE® variant N:Y167I+R170L as reference strain two variants with relative increased autoproteolytic stability was identified X:A133D+Y167I+R170L, Y: P129K+Y167I+R170L, and GG:P129K+P131H+Y167I+R170L.

This illustrates that the substitutions (P129K, P131H, A133D) in the vicinity of the autoproteolytic cleavage site located between 132-133 provide increased autoproteolytic stability.

EXAMPLE 6

Comparative fermentation experiment with variant(s) with increased autoproteolytic stability

The Savinase® variant "M: Y167I+R170L+A194P" was in a fermentation experiment compared to its precursor variant "N: Y167I+R170L" not having the A194P substitution in the vicinity of the autoproteolytic split site located between residues 192-193.

Both variants were cloned in a pSX222 expression vector background and fermented as described above in a 100 ml BPX medium containing 10 µg/ml CAM.

After 5 days fermentation 1.5 ml of the BPX fermentation medium was centrifuged and the supernatant was used to measure the Proteolytic activity (KPNU) as described above.

The fermentation medium containing the "M: Y167I+R170L+A194P" variant had a significant higher level of proteolytic activity as compared to the fermentation medium containing the "N: Y167I+R170L" variant.

It is presently believed that both variants have the same specific activity, and consequently it is presently believed that the higher Proteolytic activity level in the fermentation medium containing the "M: Y167I+R170L+A194P" variant is due to a relatively increased autoproteolytic stability in the "M: Y167I+R170L+A194P" variant compared to the "N: Y167I+R170L" precursor variant not having the A194P substitution.

Similar results were obtained with the variants O:Y167A+R170S+A194P, P:Y167A+R170L+A194P, and Q:Y167A+R170N+A194P compared with their corresponding precursor variant without the A194P mutation.

Further, similar results were obtained with the variant HH: A133P+Y167A+R170S compared with its corresponding precursor variant without the A133P mutation, showing that the substitution A133P give increased autoproteolytic activity.

PATENT CLAIMS

1. A subtilase enzyme variant characterized by being derived from a precursor subtilase enzyme having an autoproteolytic split
5 site between residues 132 and 133 (in BASBPN numbering), which further has been modified by substitution, insertion or deletion at or in one or more of the residues situated in positions corresponding to residues 129, 130, 131, 132, 133, 134, 135, 136
10 of BLS309 (in BASBPN numbering); whereby said variant exhibits increased autoproteolytic stability relative to said precursor subtilase enzyme.

2. A subtilase enzyme variant characterized by being derived from a precursor subtilase enzyme variant having modification(s)
15 in one or more amino acid residues situated in positions corresponding to residues G159, S164, I165, Y167, R170, Y171 of BLS309 (in BASBPN numbering); which further has been modified by substitution, insertion or deletion at or in one or more of the residues situated in positions corresponding to residues 129,
20 130, 131, 132, 133, 134, 135, 136 (in BASBPN numbering); whereby said variants exhibit increased autoproteolytic stability relative to the precursor subtilase variant which is not modified at any of said positions 129-136.

25 3. A subtilase enzyme variant characterized by being derived from a precursor subtilase enzyme having an autoproteolytic split site between residues 192 and 193 (in BASBPN numbering), which further has been modified by substitution, insertion or deletion at or in one or more of the residues situated in positions
30 corresponding to residues 189, 190, 191, 192, 193, 196 (in BASBPN numbering); whereby said variant exhibits increased autoproteolytic stability relative to said precursor subtilase enzyme.

35 4. A subtilase enzyme variant characterized by being derived from a precursor subtilase enzyme variant having modification(s) in one or more amino acid residues situated in positions

corresponding to residues residues P129, P131, E136, G159, S164, I165, Y167, R170, Y171 of BLS309 (in BASBPN numbering) which further has been modified by substitution, insertion or deletion at or in one or more of the residues situated in positions
5 corresponding to residues 189, 190, 191, 192, 193, 194, 195, 196 of BLS309 (in BASBPN numbering); whereby said variants exhibit increased autoproteolytic stability relative to the precursor subtilase variant which is not modified at any of said positions 189-196.

10

5. The subtilase enzyme variant according to any of claim 1 to 4, wherein said precursor subtilase enzyme has been modified both

15

i) at one or more of the residues situated in positions corresponding to residues 129, 130, 131, 132, 133, 134, 135, 136 (in BASBPN numbering) and

ii) at one or more of the residues situated in positions corresponding to residues 189, 190, 191, 192, 193, 194, 195, 196 of BLS309 (in BASBPN numbering).

20

6. The variant of any of the claims 1 to 5, wherein the precursor subtilase is chosen from the sub-group I-S1.

25

7. The variant of claim 6, wherein the precursor subtilase is chosen from the group comprising ABSS168, BASBPN, BSSDY, and BLSCAR or functional variants thereof having retained the characteristic of sub-group I-S1.

30

8. The variant of any of the claims 1 to 5, wherein the precursor subtilase is chosen from the sub-group I-S2.

35

9. The variant of claim 8, wherein the precursor subtilase is chosen from the group comprising BLS147, BLS309, BAPB92 AND BYSYAB or functional variants thereof having retained the characteristic of sub-group I-S2.

10. The variant of claim 8, wherein the parent subtilase is TVTHER or functional variants thereof having retained the characteristic of sub-group I-S2.

5 11. The variant of any of claims 1 to 10, wherein said substitution(s) is/are combined with substitutions, insertions or deletions in at least one other position.

12. The variant of claim 11, wherein said substitution(s)
10 is/are combined with substitutions, insertions or deletions in any one or more of the positions 36, 222, 218, 76.

13. The variant of any of claims 1 to 12, being a combination of any of the following:

15

T129V, T129I, T129L, T129M, T129F
A129V, A129I, A129L, A129M, A129F
G131V, G131I, G131L, G131M, G131F
K136V, K136I, K136L, K136M, K136F,
20 S159V, S159I, S159L, S159M, S159F,
T164V, T164I, T164L, T164M, T164F,
K170V, K170I, K170L, K170M, K170F,
Q136V, Q136I, Q136L, Q136M, Q136F,
T159V, T159I, T159L, T159M, T159F,
25 A164V, A164I, A164L, A164M, A164F,
Y170V, Y170I, Y170L, Y170M, Y170F,
Y171A, Y171H, Y171N, Y171P, Y171C, Y171W,
Y171Q, Y171S, Y171T, Y171G
Y171V, Y171I, Y171L, Y171M, Y171F
30 E136V, E136I, E136L, E136M, E136F,
G159V, G159I, G159L, G159M, G159F,
G164V, G164I, G164L, G164M, G164F,
S164V, S164I, S164L, S164M, S164F,
Y167A, Y167H, Y167N, Y167P, Y167C, Y167W,
35 Y167Q, Y167S, Y167T, Y167G
Y167V, Y167I, Y167L, Y167M, Y167F
R170A, R170H, R170N, R170P, R170C, R170W

R170Q, R170S, R170T, R170Y, R170G
R170V, R170I, R170L, R170M, R170F,

in combination with a modification in one or more of any
5 of the following positions: 129, 130, 131, 132, 133, 134, 135,
136 (in BASBPN numbering).

14. The variant of any of claims 1 to 12, being a combination
of any of the following modifications:

10 T129V, T129I, T129L, T129M, T129F
A129V, A129I, A129L, A129M, A129F
G131V, G131I, G131L, G131M, G131F
K136V, K136I, K136L, K136M, K136F,
S159V, S159I, S159L, S159M, S159F,
15 T164V, T164I, T164L, T164M, T164F,
K170V, K170I, K170L, K170M, K170F,
Q136V, Q136I, Q136L, Q136M, Q136F,
T159V, T159I, T159L, T159M, T159F,
A164V, A164I, A164L, A164M, A164F,
20 Y170V, Y170I, Y170L, Y170M, Y170F,
Y171A, Y171H, Y171N, Y171P, Y171C, Y171W,
Y171Q, Y171S, Y171T, Y171G
Y171V, Y171I, Y171L, Y171M, Y171F
E136V, E136I, E136L, E136M, E136F,
25 G159V, G159I, G159L, G159M, G159F,
G164V, G164I, G164L, G164M, G164F,
S164V, S164I, S164L, S164M, S164F,
Y167A, Y167H, Y167N, Y167P, Y167C, Y167W,
Y167Q, Y167S, Y167T, Y167G
30 Y167V, Y167I, Y167L, Y167M, Y167F
R170A, R170H, R170N, R170P, R170C, R170W
R170Q, R170S, R170T, R170Y, R170G
R170V, R170I, R170L, R170M, R170F,

35 in combination with a modification in one or more of any
of the following positions: 189, 190, 191, 192, 193, 194, 195,
196 (in BASBPN numbering).

15. The variant of any of claims 1 to 12, being a combination of any of the following modifications:

T129V, T129I, T129L, T129M, T129F
5 A129V, A129I, A129L, A129M, A129F
G131V, G131I, G131L, G131M, G131F
K136V, K136I, K136L, K136M, K136F,
S159V, S159I, S159L, S159M, S159F,
T164V, T164I, T164L, T164M, T164F,
10 K170V, K170I, K170L, K170M, K170F,
Q136V, Q136I, Q136L, Q136M, Q136F,
T159V, T159I, T159L, T159M, T159F,
A164V, A164I, A164L, A164M, A164F,
Y170V, Y170I, Y170L, Y170M, Y170F,
15 Y171A, Y171H, Y171N, Y171P, Y171C, Y171W,
Y171Q, Y171S, Y171T, Y171G
Y171V, Y171I, Y171L, Y171M, Y171F
E136V, E136I, E136L, E136M, E136F,
G159V, G159I, G159L, G159M, G159F,
20 G164V, G164I, G164L, G164M, G164F,
S164V, S164I, S164L, S164M, S164F,
Y167A, Y167H, Y167N, Y167P, Y167C, Y167W,
Y167Q, Y167S, Y167T, Y167G
Y167V, Y167I, Y167L, Y167M, Y167F
25 R170A, R170H, R170N, R170P, R170C, R170W
R170Q, R170S, R170T, R170Y, R170G
R170V, R170I, R170L, R170M, R170F;

in combination with a modification in one or more of any
30 of the following positions:

- i) 130, 131, 132, 133, 134, 135, 136 (in BASBPN numbering), and
- ii) 190, 191, 192, 193, 194, 195, 196 (in BASBPN numbering).

16. The variant of any of claims 1 to 15, wherein said variant is combined with further substitutions, deletions and/or insertions in any one or more of the positions:

27, 36, 57, 76, 97, 101, 104, 120, 123, 206, 218, 222, 224, 235
5 and 274.

17. The variant of claim 16, wherein said subtilase belongs to the I-S2 sub-group and said further change is chosen from the group comprising K27R, *36D, S57P, N76D, G97N, S101G, V104A,
10 V104N, V104Y, H120D, N123S, Q206E, N218S, M222S, M222A, T224S, K235L, and T274A.

18. The variant of claim 17 comprising any of the variants V104N+S101G, K27R+V104Y+N123S+T274A, or N76D+V104A, or other
15 combinations of these mutations (V104N, S101G, K27R, V104Y, N123S, T274A, N76D, V104A), in combination with any one or more of the substitutions, deletions and/or insertions mentioned in any of claims 1 to 17.

20 19. The variant of any of claims 1-12, chosen from the group of variants comprising at least the following mutations:

- A: Y167I + R170L + A133P
- B: Y167I + R170L + T134P
- C: Y167I + R170L + A133P + T134P
- 25 D: Y167I + R170L + V104C + S132C
- E: Y167I + R170L + A108C + T134C
- F: Y167A + R170S + F189A
- G: Y167A + R170S + Y192A
- H: Y167A + R170S + Y192P
- 30 I: Y167A + R170S + Y192A + A194P
- J: Y167A + R170S + Y192P + A194P
- K: Y167A + R170S + F189G
- L: Y167A + R170S + F189E
- M: Y167A + R170S + F189R
- 35 N: Y167I + R170L
- M: Y167I+R170L+A194P
- O: Y167A+R170S+A194P

P: Y167A+R170L+A194P
 Q: Y167A+R170N+A194P
 R: V104C+S132C+Y167I+R170L
 S: A108C+T134C+Y167I+R170L
 5 T: V104C+S132C+Y167A+R170S
 U: V104C+S132C+Y167A+R170L
 V: V104C+S132C+Y167A+R170N
 X: A133D+Y167I+R170L
 Y: P129K+Y167I+R170L
 10 Z: A133P+Y167A+R170S+A194P
 AA: T134P+Y167A+R170S+A194P
 BB: A133P+T134P+Y167A+R170S+A194P
 CC: A133P+Y167A+R170N+A194P
 DD: T134P+Y167A+R170N+A194P
 15 EE: A133P+T134P+Y167A+R170N+A194P
 FF: A133P+Y167A+R170L
 GG: P129K+P131H+Y167I+R170L
 HH: A133P+Y167A+R170S
 II: A133P+Y167A+R170N
 20 JJ: Y167A+R170S+F189K
 KK: V104C+T134C+Y167A+R170S

20. A process for the identification of a protease variant exhibiting autoproteolytic stability, which comprises effecting a
 25 mutation in DNA encoding a subtilase enzyme or its pre- or preproenzyme at one or more of the positions corresponding to amino acid P129, P131, E136, G159, S164, I165, Y167, R170, Y171 of BLS309 (in BASBPN numbering);

transforming a Bacillus strain with said mutated DNA;
 30 selecting strains producing such protease variants;
 fermenting/growing such a strain;
 recovering said protease variant, and
 testing for improved storage stability and/or wash performance in detergents.

35

21. A process for the production of a mutant subtilase enzyme which comprises the manufacture of a mutant subtilase enzyme

having a desired increased autoproteolytic stability following its identification according to the procedure of claim 20.

22. A DNA sequence encoding a subtilase variant of any of the
5 claims 1 to 19.

23. A vector comprising a DNA sequence of claim 22.

24. A microbial host cell transformed with a vector of claim
10 23.

25. The microbial host of claim 24, which is a bacterium,
preferably a *Bacillus*, especially a *B. lentus*.

15 26. The microbial host of claim 24, which is a fungus or
yeast, preferably a filamentous fungus, especially an
Aspergillus.

27. A method for producing a variant of any of claims 1 to
20 19, wherein a host of any of claims 24 to 26 is cultured under
conditions conducive to the expression and secretion of said
variant, and the variant is recovered.

28. A composition comprising a subtilase variant according to
25 any of claims 1 to 19.

29. The composition according to claim 28, which additionally
comprises a cellulase, lipase, cutinase, oxidoreductase, another
protease, or an amylase.

30

30. The composition according to claim 28 or 29, wherein the
composition is a detergent composition.

31. Use of a subtilase variant according to any of claims 1
35 to 19 or an enzyme composition according to any of claims 28 to
30 in a laundry and/or a dishwash detergent.

32. The variant of any of claims 1-12, chosen from the group of variants comprising at least the following mutations below, in combination with one or two of the mutations A194P and/or A133P;

R170A

5 R170C

R170F

R170G

R170H

R170I

10 R170L

R170N

R170M

R170P

R170Q

15 R170S

R170T

R170V

R170Y

Y167A + R170A

20 Y167C + R170A

Y167F + R170A

Y167G + R170A

Y167H + R170A

Y167I + R170A

25 Y167L + R170A

Y167M + R170A

Y167N + R170A

Y167P + R170A

Y167Q + R170A

30 Y167S + R170A

Y167T + R170A

Y167V + R170A

Y167A + R170C

Y167C + R170C

35 Y167F + R170C

Y167G + R170C

Y167H + R170C

Y167I + R170C
Y167L + R170C
Y167M + R170C
Y167N + R170C
5 Y167P + R170C
Y167Q + R170C
Y167S + R170C
Y167T + R170C
Y167V + R170C
10 Y167A + R170F
Y167C + R170F
Y167F + R170F
Y167G + R170F
Y167H + R170F
15 Y167I + R170F
Y167L + R170F
Y167M + R170F
Y167N + R170F
Y167P + R170F
20 Y167Q + R170F
Y167S + R170F
Y167T + R170F
Y167V + R170F
Y167A + R170G
25 Y167C + R170G
Y167F + R170G
Y167G + R170G
Y167H + R170G
Y167I + R170G
30 Y167L + R170G
Y167M + R170G
Y167N + R170G
Y167P + R170G
Y167Q + R170G
35 Y167S + R170G
Y167T + R170G
Y167V + R170G

Y167A + R170H
Y167C + R170H
Y167F + R170H
Y167G + R170H
5 Y167H + R170H
Y167I + R170H
Y167L + R170H
Y167M + R170H
Y167N + R170H
10 Y167P + R170H
Y167Q + R170H
Y167S + R170H
Y167T + R170H
Y167V + R170H
15 Y167A + R170I
Y167C + R170I
Y167F + R170I
Y167G + R170I
Y167H + R170I
20 Y167I + R170I
Y167L + R170I
Y167M + R170I
Y167N + R170I
Y167P + R170I
25 Y167Q + R170I
Y167S + R170I
Y167T + R170I
Y167V + R170I
Y167A + R170L
30 Y167C + R170L
Y167F + R170L
Y167G + R170L
Y167H + R170L
Y167I + R170L
35 Y167L + R170L
Y167M + R170L
Y167N + R170L

Y167P + R170L
Y167Q + R170L
Y167S + R170L
Y167T + R170L
5 Y167V + R170L
Y167A + R170M
Y167C + R170M
Y167F + R170M
Y167G + R170M
10 Y167H + R170M
Y167I + R170M
Y167L + R170M
Y167M + R170M
Y167N + R170M
15 Y167P + R170M
Y167Q + R170M
Y167S + R170M
Y167T + R170M
Y167V + R170M
20 Y167A + R170N
Y167C + R170N
Y167F + R170N
Y167G + R170N
Y167H + R170N
25 Y167I + R170N
Y167L + R170N
Y167M + R170N
Y167N + R170N
Y167P + R170N
30 Y167Q + R170N
Y167S + R170N
Y167T + R170N
Y167V + R170N
Y167A + R170P
35 Y167C + R170P
Y167F + R170P
Y167G + R170P

Y167H + R170P
Y167I + R170P
Y167L + R170P
Y167M + R170P
5 Y167N + R170P
Y167P + R170P
Y167Q + R170P
Y167S + R170P
Y167T + R170P
10 Y167V + R170P
Y167A + R170Q
Y167C + R170Q
Y167F + R170Q
Y167G + R170Q
15 Y167H + R170Q
Y167I + R170Q
Y167L + R170Q
Y167M + R170Q
Y167N + R170Q
20 Y167P + R170Q
Y167Q + R170Q
Y167S + R170Q
Y167T + R170Q
Y167V + R170Q
25 Y167A + R170S
Y167C + R170S
Y167F + R170S
Y167G + R170S
Y167H + R170S
30 Y167I + R170S
Y167L + R170S
Y167M + R170S
Y167N + R170S
Y167P + R170S
35 Y167Q + R170S
Y167S + R170S
Y167T + R170S

Y167V + R170S
Y167A + R170T
Y167C + R170T
Y167F + R170T
5 Y167G + R170T
Y167H + R170T
Y167I + R170T
Y167L + R170T
Y167M + R170T
10 Y167N + R170T
Y167P + R170T
Y167Q + R170T
Y167S + R170T
Y167T + R170T
15 Y167V + R170T
Y167A + R170V
Y167C + R170V
Y167F + R170V
Y167G + R170V
20 Y167H + R170V
Y167I + R170V
Y167L + R170V
Y167M + R170V
Y167N + R170V
25 Y167P + R170V
Y167Q + R170V
Y167S + R170V
Y167T + R170V
Y167V + R170V
30 Y167A + R170Y
Y167C + R170Y
Y167F + R170Y
Y167G + R170Y
Y167H + R170Y
35 Y167I + R170Y
Y167L + R170Y
Y167M + R170Y

Y167N + R170Y

Y167P + R170Y

Y167Q + R170Y

Y167S + R170Y

5 Y167T + R170Y

Y167V + R170Y

BABPN	GGPSG	SAALKA	AVDKAVAS	EGTSGSSS	TVGY	PKYKYP	FSS	VGPE	LDV	MAP				
BSS168	GGFTG	STALKT	VVDKAVSS	EGSSGSTS	TVGY	PAKYKYP	FSS	AGSE	LDV	MAP				
BSSDY	GGPSG	STALKQ	AVDKAYAS	SCSSGSON	TIGY	PAKYD	FSS	VGAE	LEV	MAP				
BLSGAR	GGPSG	STAMKQ	AVDNAYAR	SGSSGNTN	TIGY	PAKYD	FSS	VGAE	LEV	MAP				
BAPB92	GGPSP	SATLEQ	AVNSATS	SGAG	SISY	PARYA	FSQ	YGAG	LDI	VAP				
BYSYAB	GSSAG	SATMEQ	AVNQATAS	SCAG	NVGF	PARYK	FSQ	YGAG	LDI	VAP				
BLS147	GSTSG	SSTLEL	AVNRANNA	TGRQ	GVNY	PARYS	FST	YGPE	IEI	SAP				
BSEPR	GTTSD	SKILHD	AVNKAYEQ	DGNK	PVNY	PAAYS	FST	TGDE	VEF	SAP				
BSTSP1	GGPSD	VPELEE	AVRNVAVKN	EGDGERTE	ELSY	PKAYN	FSN	ANKE	IDL	VAP				
TVTHER	GGTVG	NSGLQ	AVNZAWNK	AGNT	APNY	PAYYS	FST	YGSW	VDV	VAP				
DNEBPR	GGGGG	CSQNS	QRMIDKTTNL	ENQDA	SRTW	PSSCN	FSN	YGAR	VHL	LAAP				
XCEXPR	GGGS	CSTTM	QNAINGAVSR	DASNV	SGSL	PANCA	YSN	FGTG	IDV	SAP				
BSPF	GGSG	LDEWYR	DMVNAWRAA	TDLF	IPGG	P	FSL	QGPS	YDEI	KPEISAP				
EFCYLA	GSYKN	MEIDDER	FTEAFR	KVVNYARKN	ESRDI	TGN	YSN	YGSN	VSI	YGP				
SEPIP	GNYL	(9)	RDDEK	VYDALOKAINZAQKK	DG	LNKVK	KEIN	YGN	FID	LMTI				
SPSCPA	GNAAL	AYANL	PDETKKAF	YAKSK	DS	FGK	TRL	PLAD	HPD	YGVVGT	PAAAD			
LLSK11	GSNSG	QNTLED	PELAAVQANES	SSTSG	SAT	EGVKN	YGLQ	DNEM	VSP	FGTSR				
SMEXSP	GIAPD	(43)	QPVTGG	HSA	MSTLL	RAARH	YNN	NI	PEA	QKSL				
AVPRCA	GPDPG	(10)	KQK	VPLP	DSL	RLAMD	YAIN	KNG	GN	ESVD				
MMPPC3	GPND	GKT	VEG	GR	LAOK	AFYGV	KQG	GG	RQ	GNCD				
HSIPC2	GPTDN	GKT	VDG	PRD	VTL	QAMAD	GVN	KNG	GG	Y	DDCN			
HSFURI	GPEDD	GKT	VDG	PAR	LAEE	AF	FRG	V	SQ	GG	RHD	SCN		
DMFUR1	GPDDD	GKT	VDG	PG	ELAS	RAF	IEGT	TKG	GG	RQ	DN	CGN		
KLKEX1	GPSDD	GKT	MQ	AP	DT	LVK	KAI	IK	GV	TEG	GM	FG	DN	
SCKEX2	GPADD	GR	H	Q	PS	DLV	K	K	V	GV	TEG	GG	TR	GD
VAPROA	GGQS	VALD	S	AV	Q	SAV	Q	S	NA	D	ACN	SNA	D	ACN
TRT41A	GGAS	TALD	T	AV	N	A	I	A	D	N	R	D	AC	F
TAAQUA	GGVS	TALD	N	AV	N	K	N	S	I	A	D	N	A	CN
TAPROK	GGYS	SSVN	S	A	A	A	R	L	Q	S	S	N	A	D
TAPROR	GGYS	SSVN	S	A	A	A	A	L	Q	S	S	N	A	D
TAPROT	GGPSS	SAVN	R	A	A	E	I	T	S	A	E	A	T	S
ACALPR	GGYS	SAFN	N	A	V	N	T	A	S	R	D	N	Q	NA
AOALPR	GGYS	KAFN	D	A	V	E	N	A	F	E	Q	ENS	D	A
SCRBI	GGKS	PALD	L	A	V	N	A	A	V	E	Q	EN	Q	D
YLXPR2	GGPKS	ASQ	D	A	L	W	S	R	A	T	Q	DAV	D	A

Fig. 1

INTERNATIONAL SEARCH REPORT

International application No.

PCT/DK 97/00500

A. CLASSIFICATION OF SUBJECT MATTER		
IPC6: C12N 9/54 // C11D 3/386 According to International Patent Classification (IPC) or to both national classification and IPC		
B. FIELDS SEARCHED		
Minimum documentation searched (classification system followed by classification symbols)		
IPC6: C12N		
Documentation searched other than minimum documentation to the extent that such documents are included in the fields searched		
SE,DK,FI,NO classes as above		
Electronic data base consulted during the international search (name of data base and, where practicable, search terms used)		
WPI, CA, BIOSIS		
C. DOCUMENTS CONSIDERED TO BE RELEVANT		
Category*	Citation of document, with indication, where appropriate, of the relevant passages	Relevant to claim No.
P,X	WO 9634946 A1 (NOVO NORDISK A/S), 7 November 1996 (07.11.96), page 15, line 5 - line 16, claims --	1-2,5-32
X	US 5543302 A (GEORGE BOGUSLAWSKI ET AL), 6 August 1996 (06.08.96), column 2, line 1 - line 56, claims --	1-2,5-32
A	WO 8906279 A1 (NOVO INDUSTRI A/S), 13 July 1989 (13.07.89) --	1-2,5-32
<input checked="" type="checkbox"/> Further documents are listed in the continuation of Box C. <input checked="" type="checkbox"/> See patent family annex.		
* Special categories of cited documents: "A" document defining the general state of the art which is not considered to be of particular relevance "E" earlier document but published on or after the international filing date "L" document which may throw doubts on priority claim(s) or which is cited to establish the publication date of another citation or other special reason (as specified) "O" document referring to an oral disclosure, use, exhibition or other means "P" document published prior to the international filing date but later than the priority date claimed		"T" later document published after the international filing date or priority date and not in conflict with the application but cited to understand the principle or theory underlying the invention "X" document of particular relevance: the claimed invention cannot be considered novel or cannot be considered to involve an inventive step when the document is taken alone "Y" document of particular relevance: the claimed invention cannot be considered to involve an inventive step when the document is combined with one or more other such documents, such combination being obvious to a person skilled in the art "&" document member of the same patent family
Date of the actual completion of the international search		Date of mailing of the international search report
30 March 1998		01 -04- 1998
Name and mailing address of the ISA/ Swedish Patent Office Box 5055, S-102 42 STOCKHOLM Facsimile No. +46 8 666 02 86		Authorized officer Yvonne Siösteen Telephone No. +46 8 782 25 00

INTERNATIONAL SEARCH REPORT

International application No.

PCT/DK 97/00500

C (Continuation). DOCUMENTS CONSIDERED TO BE RELEVANT

Category*	Citation of document, with indication, where appropriate, of the relevant passages	Relevant to claim No.
A	<p>Dialog Information Services, File 155, MEDLINE, Dialog accession no. 08015000, Medline accession no. 94375455, BRODE PF et al: "Enzyme behavior at surfaces. Site-specific variants of subtilisin BPN"; & J Biol Chem (UNITED STATES) Sep 23 1994, 269(38)p 23538-43</p> <p style="text-align: center;">--</p>	1-2,5-32
A	<p>Dialog Information Services, File 155, MEDLINE, Dialog accession no. 07200578, Medline accession no. 92379018, BRAXTON S et al: "Incorporation of a stabilizing Ca(2+)-binding loop into subtilisin BPN"; & Biochemistry (UNITED STATES) Sep 1 1992, 31 (34) p 7796-801</p> <p style="text-align: center;">--</p>	1-2,5-32
A	<p>WPI/Derwent's abstract, No 93-223530, week 9328, ABSTRACT OF JP, 5146292 (TOSOH CORP), 15 June 1993 (15.06.93), abstract</p> <p style="text-align: center;">--</p>	1-2,5-32
A	<p>WO 9100345 A1 (NOVO NORDISK A/S), 10 January 1991 (10.01.91)</p> <p style="text-align: center;">-- -----</p>	1-2,5-32

INTERNATIONAL SEARCH REPORT
Information on patent family members

02/03/98

International application No.
PCT/DK 97/00500

Patent document cited in search report	Publication date	Patent family member(s)	Publication date
WO 9634946 A1	07/11/96	AU 5644896 A EP 0824585 A	21/11/96 25/02/98
US 5543302 A	06/08/96	NONE	
WO 8906279 A1	13/07/89	AT 136329 T DE 68926163 D,T DK 6488 D DK 36196 A DK 161290 A EP 0396608 A,B SE 0396608 T3 EP 0675196 A JP 3503477 T JP 6075504 B JP 6292577 A	15/04/96 02/10/96 00/00/00 29/03/96 07/09/90 14/11/90 04/10/95 08/08/91 28/09/94 21/10/94
WO 9100345 A1	10/01/91	AU 5956690 A CA 2062732 A DK 316989 D EP 0479870 A JP 4505856 T US 5665587 A	17/01/91 27/12/90 00/00/00 15/04/92 15/10/92 09/09/97