



US00D774869S

(12) **United States Design Patent**  
**Royes et al.**

(10) **Patent No.:** **US D774,869 S**

(45) **Date of Patent:** **\*\* Dec. 27, 2016**

(54) **MULTI-TOOL**

- (71) Applicant: **Primera Marketing Inc.**, Mississauga (CA)
  - (72) Inventors: **Kevin Royes**, Vancouver (CA); **Matthew Hunsberger**, Vancouver (CA); **David Wodar**, Mississauga (CA); **Neil Wilson**, Mississauga (CA)
  - (73) Assignee: **Primera Marketing Inc.**, Mississauga (CA)
  - (\*\*) Term: **14 Years**
  - (21) Appl. No.: **29/508,969**
  - (22) Filed: **Nov. 12, 2014**
  - (51) **LOC (10) Cl.** ..... **08-05**
  - (52) **U.S. Cl.**  
USPC ..... **D8/105**
  - (58) **Field of Classification Search**  
USPC ..... D8/18, 33, 34, 52, 55, 58, 99, 105, 106, D8/107, 306, 356; D19/65; 7/118, 128, 7/138, 160; 30/155, 161, 162, 298.4; 81/177.4, 427.5, 440
- See application file for complete search history.

**DESCRIPTION**

FIG. 1 is a perspective view of the multi-tool in a closed configuration;  
 FIG. 2 is a left side view of the multi-tool in the closed configuration;  
 FIG. 3 is a right side view of the multi-tool in the closed configuration;  
 FIG. 4 is a rear view of the multi-tool in the closed configuration;  
 FIG. 5 is a top view of the multi-tool in the closed configuration;  
 FIG. 6 is a bottom view of the multi-tool in the closed configuration;  
 FIG. 7 is a perspective view of the multi-tool in a screwdriver configuration;  
 FIG. 8 is a left side view of the multi-tool in the screwdriver configuration;  
 FIG. 9 is a right side view of the multi-tool in the screwdriver configuration;  
 FIG. 10 is a front view of the multi-tool in the screwdriver configuration;  
 FIG. 11 is a top view of the multi-tool in the screwdriver configuration;  
 FIG. 12 is a bottom view of the multi-tool in the screwdriver configuration;  
 FIG. 13 is a perspective view of the multi-tool in an open configuration;  
 FIG. 14 is a left side view of the multi-tool in the open configuration;  
 FIG. 15 is a right side view of the multi-tool in the open configuration;  
 FIG. 16 is a rear view of the multi-tool in the open configuration;  
 FIG. 17 is a front view of the multi-tool in the front configuration;  
 FIG. 18 is a top view of the multi-tool in the open configuration; and,  
 FIG. 19 is a bottom view of the multi-tool in the open configuration.

The broken lines shown in the multi-tool are for environmental purposes only and form no part of the claimed design.

(56) **References Cited**

U.S. PATENT DOCUMENTS

- 580,235 A 4/1897 Strum
  - 1,187,842 A 6/1916 Kaas
  - 4,783,867 A 11/1988 Tsao
- (Continued)

OTHER PUBLICATIONS

<http://gypsyjournalrv.com/2014/08/15-under-10/> Aug. 12, 2014.\*

*Primary Examiner* — Susan Bennett Hattan

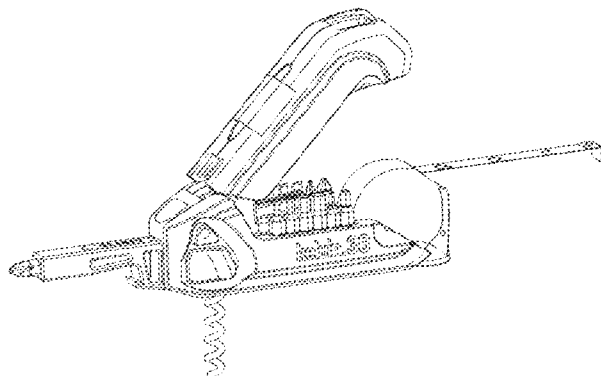
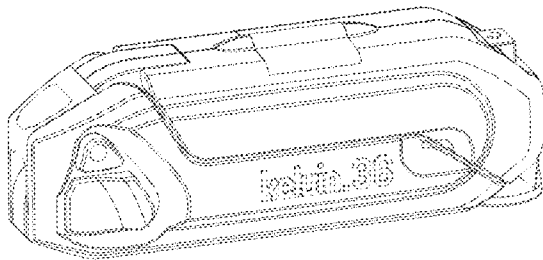
*Assistant Examiner* — Leanne Was

(74) *Attorney, Agent, or Firm* — Wolf, Greenfield & Sacks, P.C.

(57) **CLAIM**

The ornamental design for a multi-tool, as shown and described.

**1 Claim, 19 Drawing Sheets**



(56)

## References Cited

## U.S. PATENT DOCUMENTS

4,815,346	A	3/1989	Littlehorn	
D302,102	S	7/1989	Amagaya	
D308,462	S	6/1990	Komatsu	
5,653,525	A	8/1997	Park	
D383,048	S	9/1997	Sorensen et al.	
5,711,042	A	1/1998	Chuang	
5,711,194	A	1/1998	Anderson et al.	
D394,792	S	6/1998	Bourque	
D427,875	S	7/2000	Chiu	
6,085,620	A	7/2000	Anderson et al.	
6,101,654	A *	8/2000	Cachot .....	7/128
6,112,351	A	9/2000	Hawkins et al.	
D435,141	S	12/2000	Reynolds	
6,308,599	B1	10/2001	Fu-Hui	
6,314,600	B1 *	11/2001	Cachot .....	7/128
D455,630	S	4/2002	Chiu	
6,493,893	B1 *	12/2002	Ackeret .....	7/160
D470,738	S	2/2003	Kao	
D472,931	S	4/2003	Leins	
D479,963	S	9/2003	Chang	
D494,438	S	8/2004	Falkenstein et al.	
6,913,368	B2	7/2005	Leu	
6,983,505	B2	1/2006	McIntosh et al.	
D522,820	S	6/2006	Chang	
7,140,280	B2	11/2006	Hawkins et al.	
D650,257	S *	12/2011	Royes et al. ....	D8/105
RE44,675	E *	12/2013	Hawkins et al. ....	81/440
D705,636	S *	5/2014	Rubin et al. ....	D8/85
D713,233	S *	9/2014	Rubin et al. ....	D8/105
9,089,955	B2 *	7/2015	Johnson	
2003/0106159	A1 *	6/2003	Ackeret et al. ....	7/160
2005/0052861	A1 *	3/2005	Leu .....	362/119
2012/0152068	A1 *	6/2012	Liu .....	81/440

\* cited by examiner

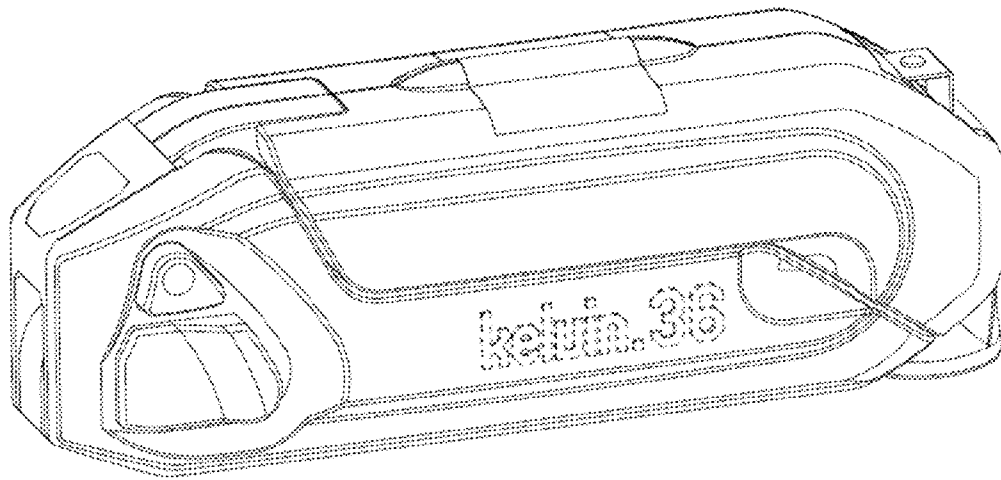


FIG. 1

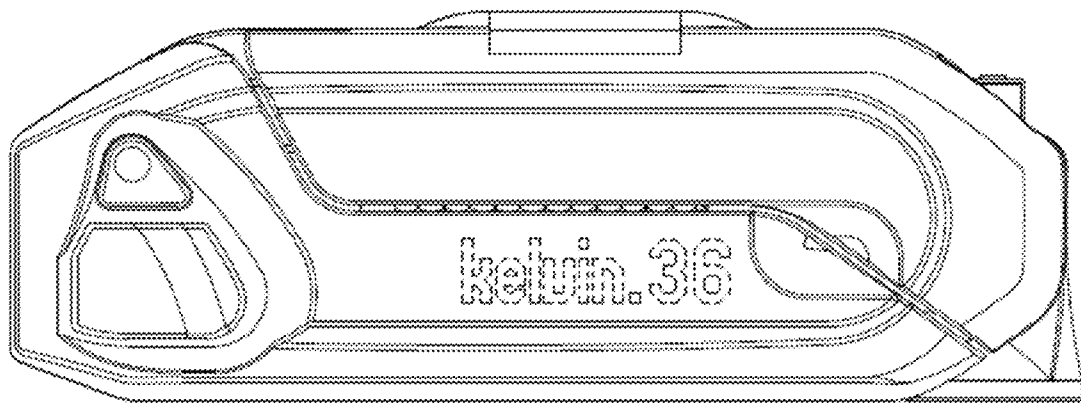


FIG. 2

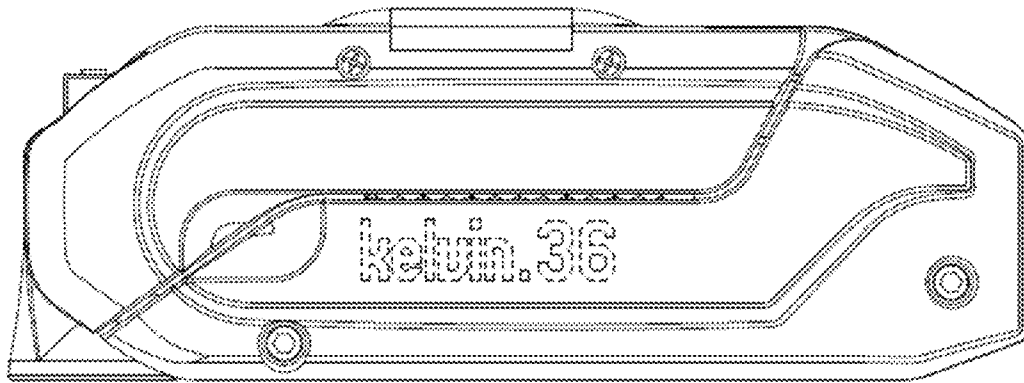


FIG. 3

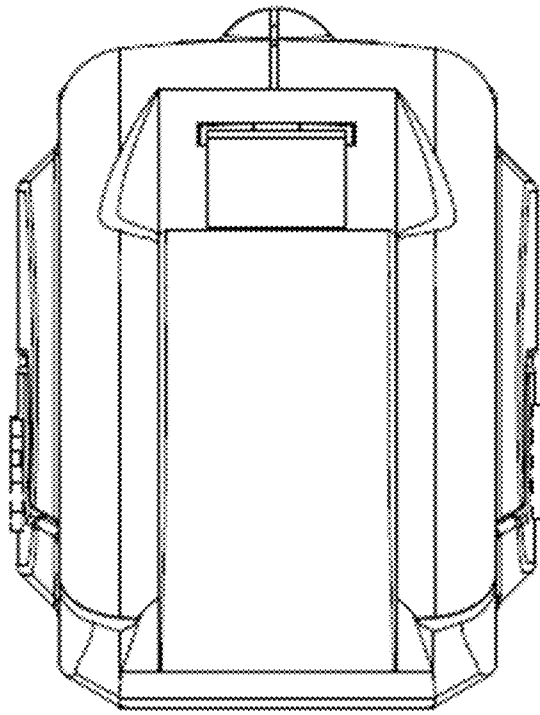


FIG. 4

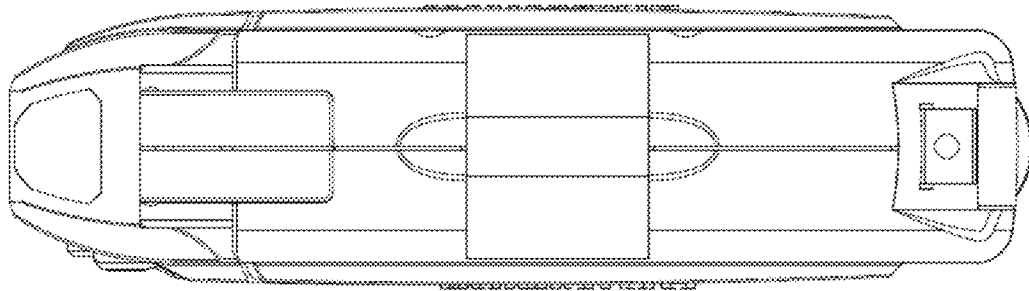


FIG. 5

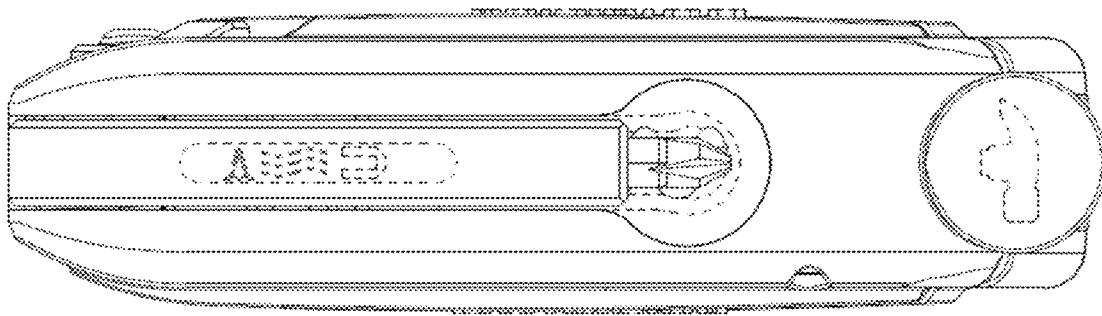


FIG. 6



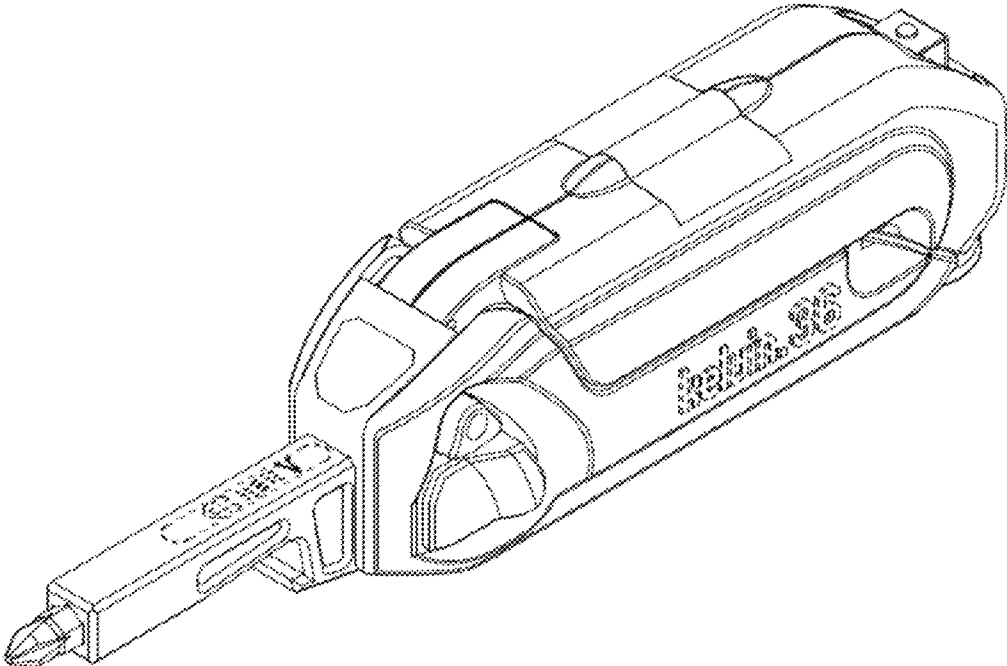


FIG. 7

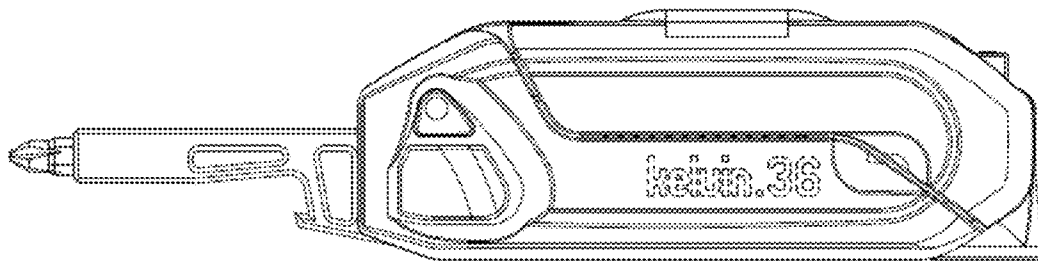


FIG. 8

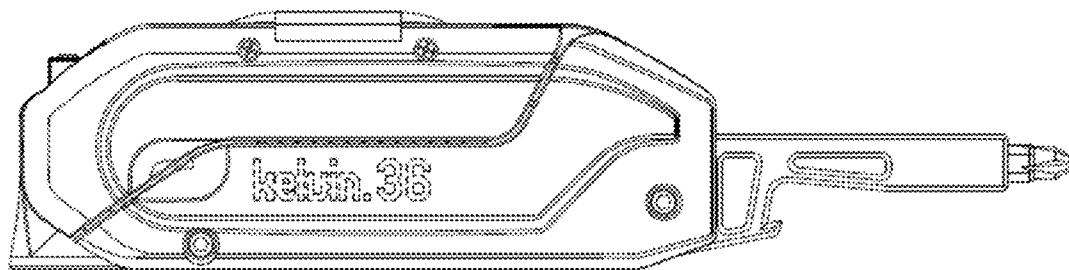


FIG. 9

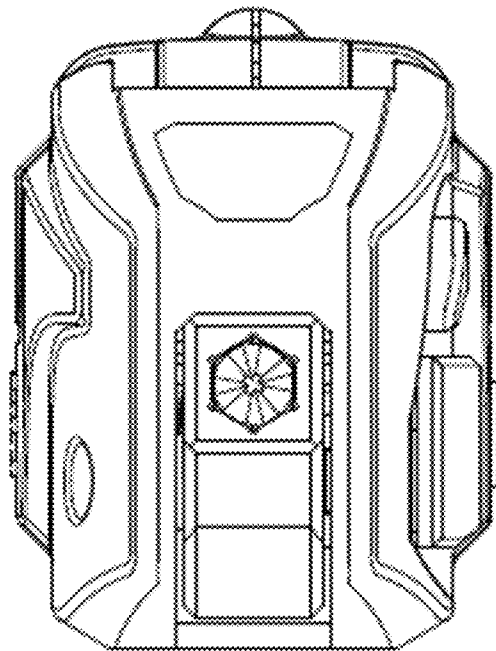


FIG. 10

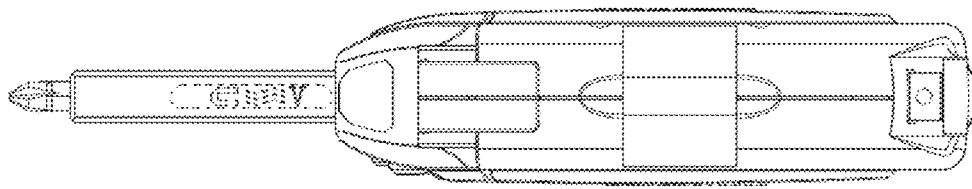


FIG. 11

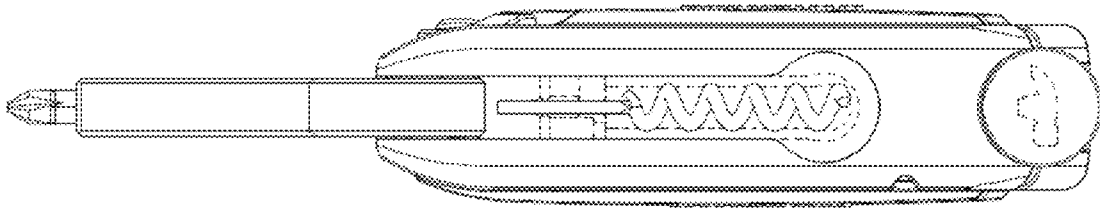


FIG. 12

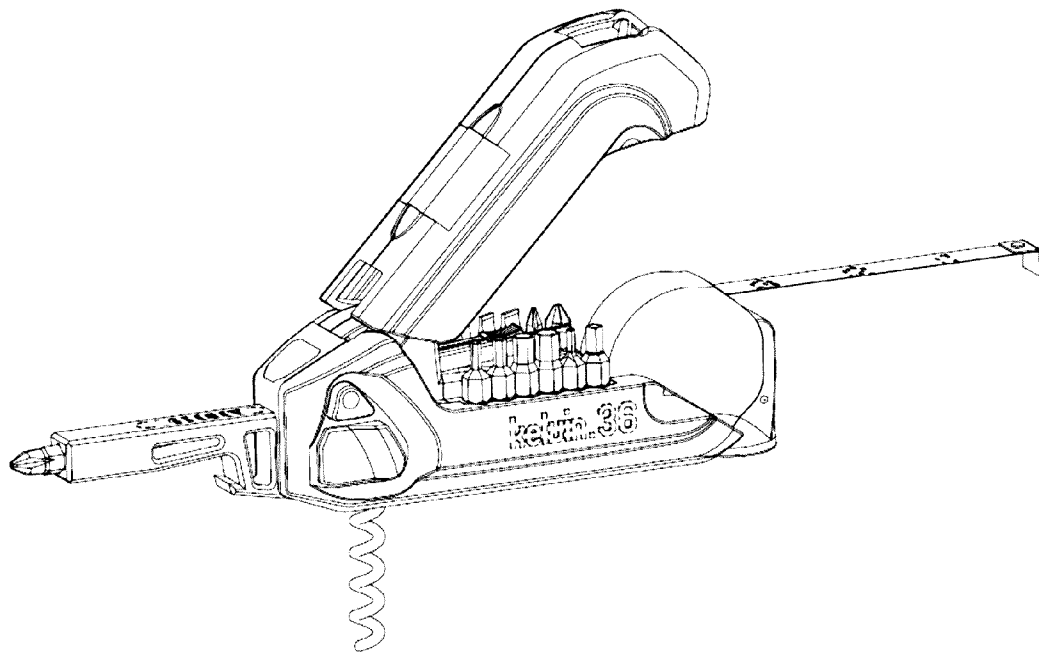


FIG. 13

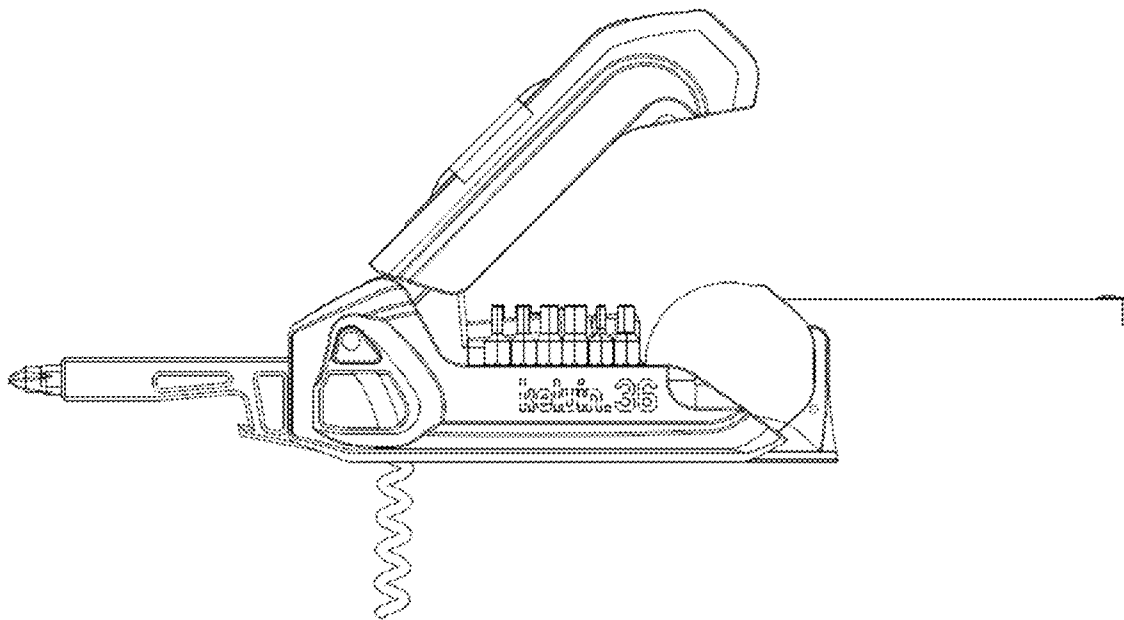


FIG. 14



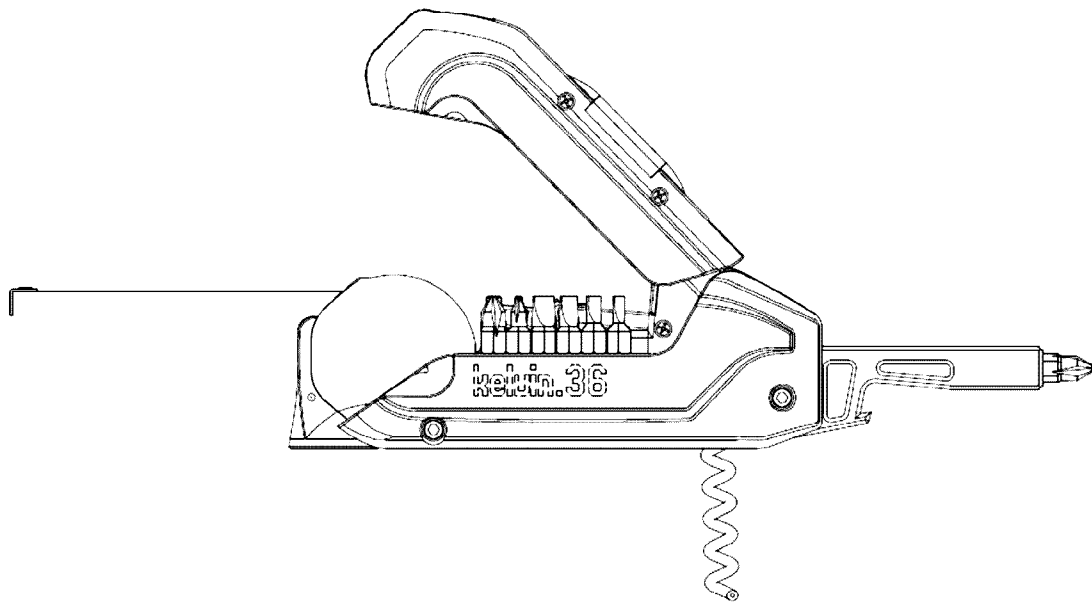


FIG. 15

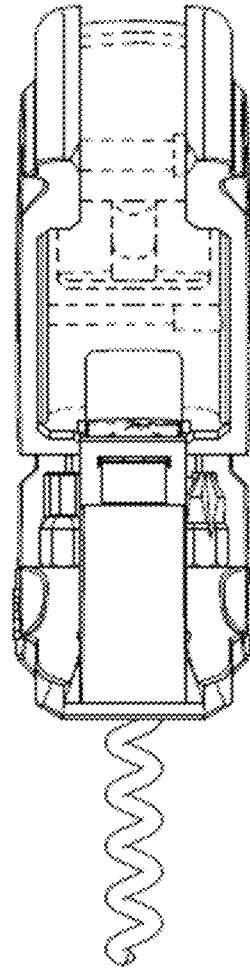


FIG. 16

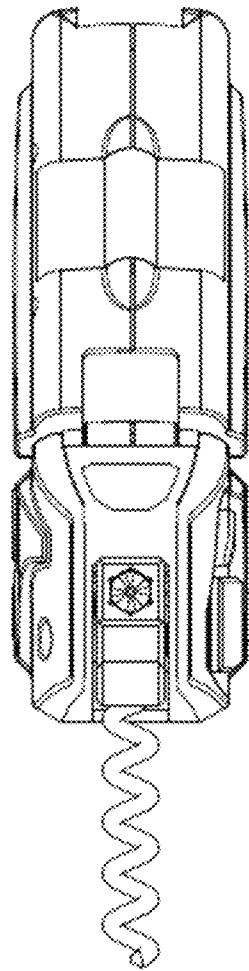


FIG. 17

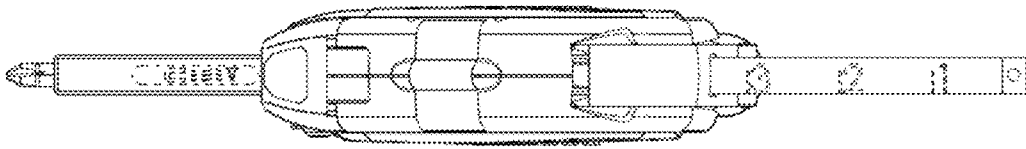


FIG. 18

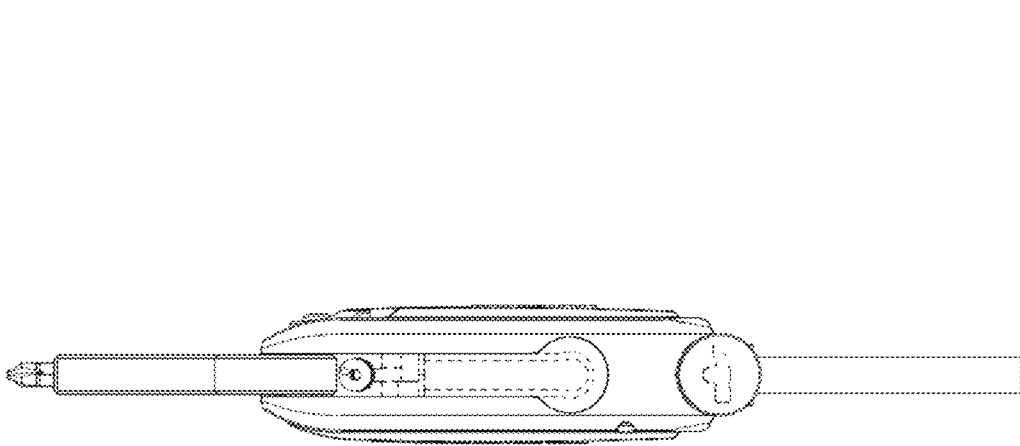


FIG. 19