



US00D806283S

(12) **United States Design Patent**  
**Koizumi et al.**

(10) **Patent No.:** **US D806,283 S**

(45) **Date of Patent:** **\*\* Dec. 26, 2017**

(54) **HEADLAMP FOR AN AUTOMOBILE**

(57) **CLAIM**

(71) Applicant: **Nissan Motor Co., Ltd.**, Yokohama, Kanagawa (JP)

The ornamental design for a headlamp for an automobile, as shown and described.

(72) Inventors: **Kenichiro Koizumi**, San Diego, CA (US); **Tadashi Katou**, Kanagawa (JP)

**DESCRIPTION**

(73) Assignee: **Nissan Motor Co., Ltd.**, Yokohama (JP)

FIG. 1 is an outside elevational view of a headlamp for an automobile in accordance with a first embodiment of our new design;

(\*\*) Term: **15 Years**

FIG. 2 is an inside elevational view of the headlamp for an automobile in accordance with the first embodiment of our new design of FIG. 1;

(21) Appl. No.: **29/573,291**

FIG. 3 is a top plan view of the headlamp for an automobile in accordance with the first embodiment of our new design of FIGS. 1 and 2;

(22) Filed: **Aug. 4, 2016**

FIG. 4 is a bottom plan view of the headlamp for an automobile in accordance with the first embodiment of our new design of FIGS. 1 to 3;

(30) **Foreign Application Priority Data**

Feb. 5, 2016 (JP) ..... 2016-002494

FIG. 5 is a front side elevational view of the headlamp for an automobile in accordance with the first embodiment of our new design of FIGS. 1 to 4;

(51) **LOC (10) Cl.** ..... **26-06**

(52) **U.S. Cl.**

USPC ..... **D26/28**

FIG. 6 is a rear side elevational view of the headlamp for an automobile in accordance with the first embodiment of our new design of FIGS. 1 to 5; and,

(58) **Field of Classification Search**

USPC ..... D26/28-36; 362/80-83, 267-269, 362/459-468, 475-478, 485-487

(Continued)

FIG. 7 is a front side perspective view of the headlamp for an automobile in accordance with the first embodiment of our new design of FIGS. 1 to 6.

(56) **References Cited**

**U.S. PATENT DOCUMENTS**

D528,681 S \* 9/2006 Nakahara ..... D26/28

D528,685 S \* 9/2006 Yoshida ..... D26/28

(Continued)

The inside elevational view of FIG. 2 and the rear side elevational view of FIG. 6 form no part of the claimed design. In addition, the headlamp is configured to be mounted to an automobile. The mounting structure and support structure of the headlamp, visible in FIGS. 1 to 7, form no part of the claimed design since the mounting structure and support structure are hidden when the headlamp is mounted to the automobile.

**FOREIGN PATENT DOCUMENTS**

JP D1445532 S 7/2012

JP D1455119 S 11/2012

(Continued)


In addition, the appearance of the rear side structures and inside side structures of the headlamp as seen in FIGS. 1-4 and 6 is for purpose of illustrating the boundaries of the exterior surface of the outside of the headlamp, and forms no part of the claimed design.

*Primary Examiner* — Marcus Jackson

A second embodiment of our new design is identical to the first embodiment except that the second embodiment of our

(74) *Attorney, Agent, or Firm* — Global IP Counselors, LLP

(Continued)



new design includes the mirror image of the headlamp for an automobile shown in FIGS. 1 to 7.

**1 Claim, 7 Drawing Sheets**

(58) **Field of Classification Search**

CPC ..... F21S 48/00; F21S 48/10; F21S 48/115;  
F21S 48/1233; F21S 48/1266; F21S  
48/1388; F21S 48/2268; F21V 21/04

See application file for complete search history.

(56) **References Cited**

U.S. PATENT DOCUMENTS

D544,114 S *	6/2007	Ohta .....	D26/28
D544,614 S *	6/2007	Markefka .....	D26/28
D549,857 S *	8/2007	Lin .....	D26/28
D561,358 S *	2/2008	Tachibana .....	D26/28
D654,604 S	2/2012	Chang et al.	
D656,641 S	3/2012	Oya et al.	
D656,643 S	3/2012	Sato	
D657,898 S	4/2012	Choi et al.	
D674,938 S	1/2013	Lai	
D674,940 S	1/2013	Lai	
D685,937 S	7/2013	Suzuki	
D689,222 S	9/2013	Lai	
D691,298 S	10/2013	Binder et al.	

D709,223 S	7/2014	Lai
D709,224 S	7/2014	Lai
D715,978 S	10/2014	Loeb
D718,893 S	12/2014	Lai
D726,941 S	4/2015	Kato et al.
D739,057 S	9/2015	Park et al.
D739,578 S	9/2015	Han et al.
D750,299 S	2/2016	Morikawa
D753,325 S	4/2016	Diephuis et al.

FOREIGN PATENT DOCUMENTS

JP	D1455398 S	11/2012
JP	D1455890 S	11/2012
JP	D1508112 S	9/2014
JP	D1508645 S	10/2014
JP	D1532785 S	9/2015
JP	D1546167 S	3/2016
JP	D1552160 S	6/2016
JP	D1570849 S	3/2017
JP	D1571140 S	3/2017
JP	D1572297 S	3/2017
JP	D1572303 S	3/2017
JP	D1572310 S	3/2017
JP	D1572785 S	3/2017
JP	D1576932 S	5/2017
JP	D1576934 S	5/2017
JP	D1527910 S	6/2017
JP	D1578192 S	6/2017

\* cited by examiner

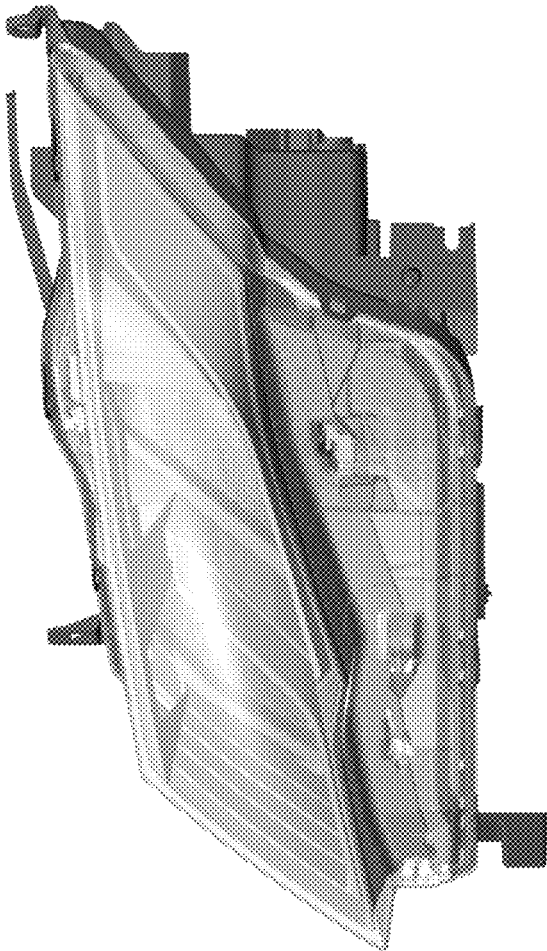


FIG. 1

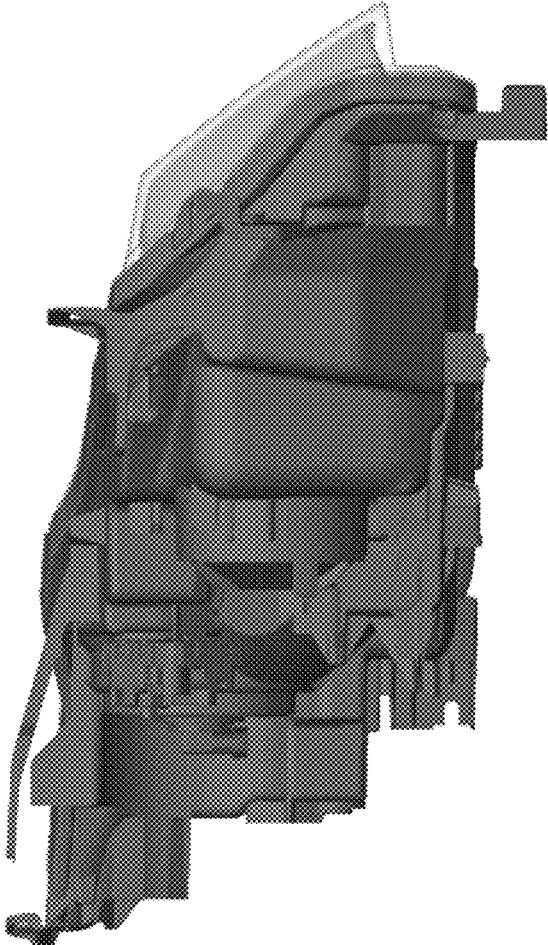


FIG. 2

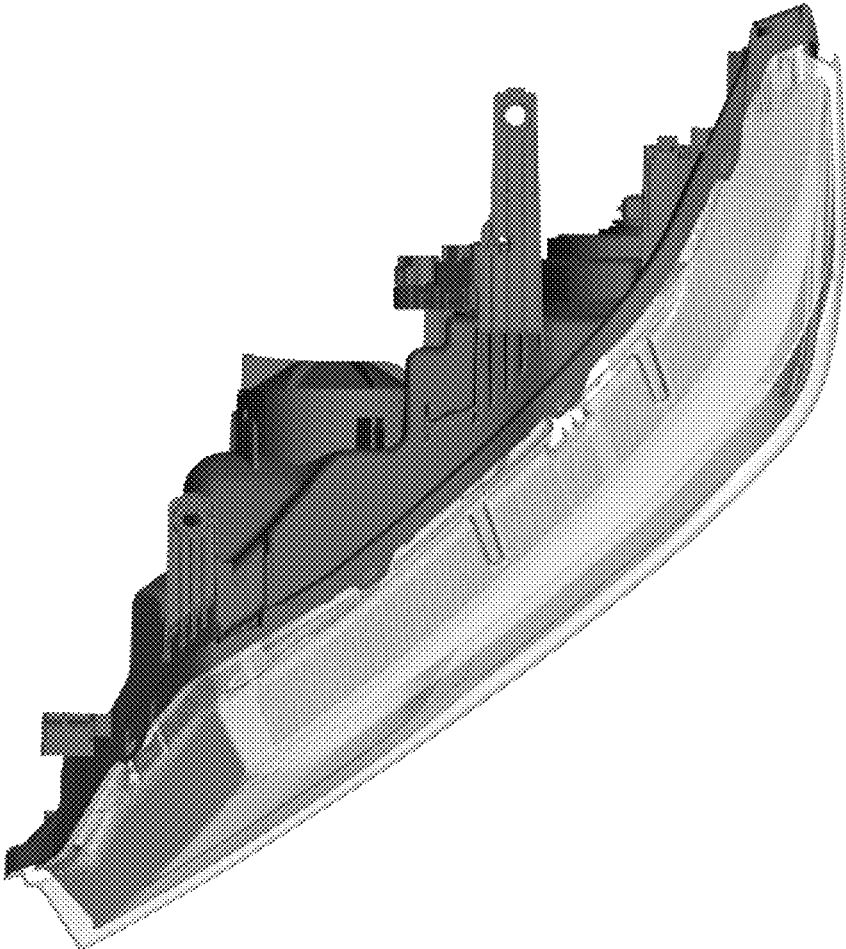


FIG. 3

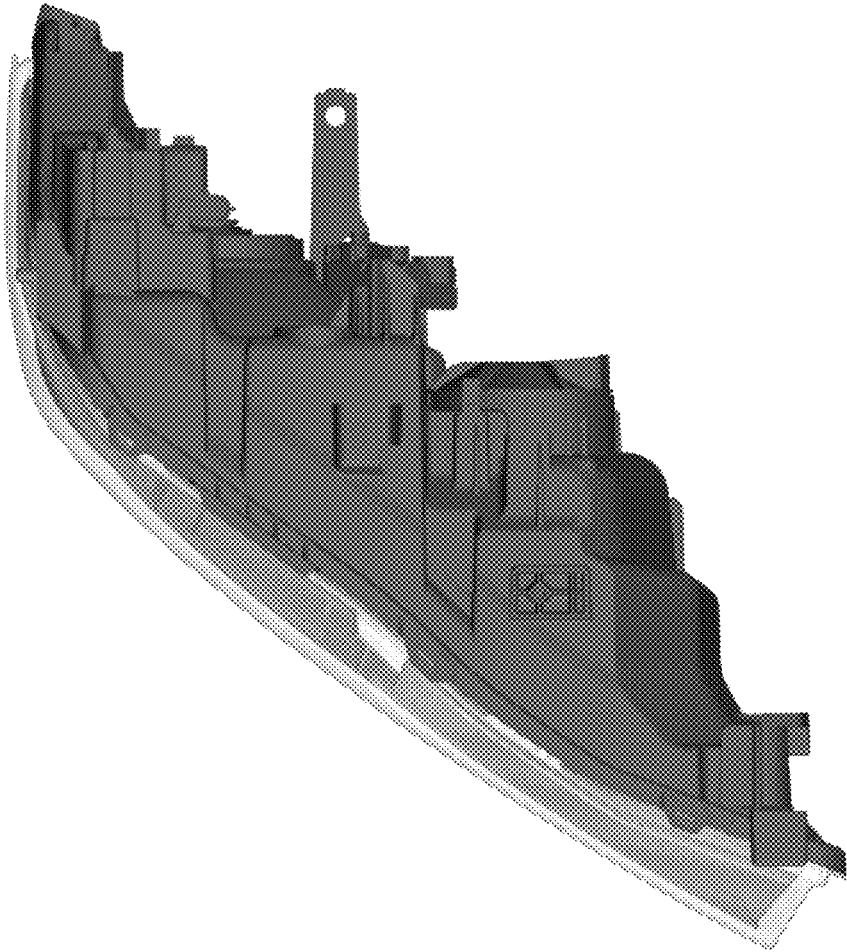


FIG. 4




FIG. 5

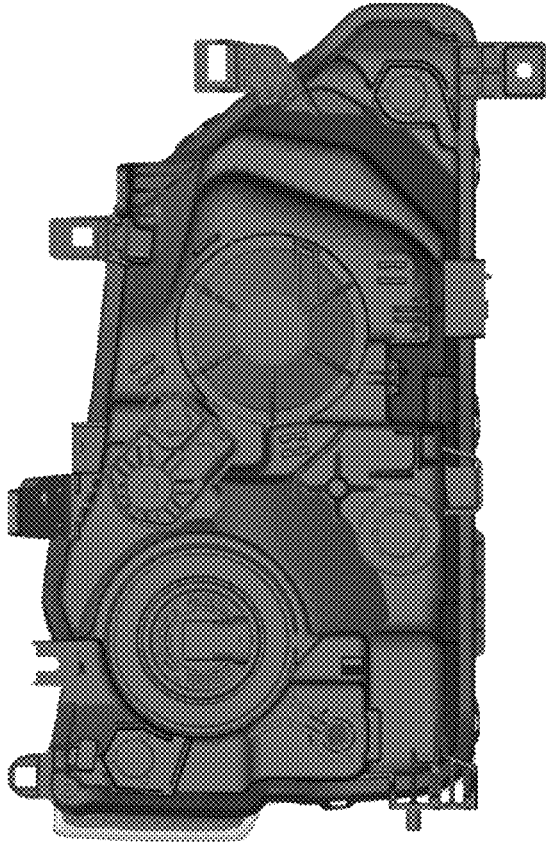


FIG. 6



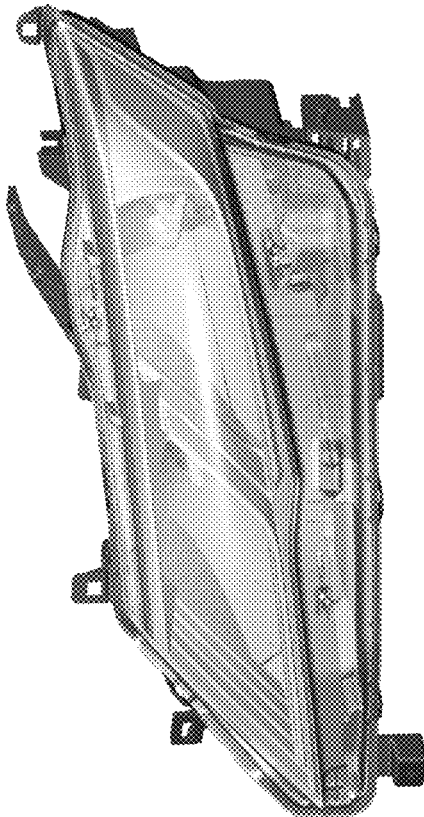


FIG. 7