



US00D980274S

(12) **United States Design Patent**  
**Xu et al.**

(10) **Patent No.:** **US D980,274 S**  
(45) **Date of Patent:** **\*\* Mar. 7, 2023**

(54) **DISPLAY SCREEN WITH GRAPHICAL USER INTERFACE**

**DESCRIPTION**

- (71) Applicant: **Hangzhou Ruisheng Software Co., Ltd.**, Zhejiang (CN)
- (72) Inventors: **Qingsong Xu**, Zhejiang (CN); **Qing Li**, Zhejiang (CN)
- (73) Assignee: **Hangzhou Ruisheng Software Co., Ltd.**, Zhejiang (CN)
- (\*\*) Term: **15 Years**
- (21) Appl. No.: **29/861,874**
- (22) Filed: **Dec. 5, 2022**
- (51) **LOC (14) Cl.** ..... **14-04**
- (52) **U.S. Cl.**  
USPC ..... **D14/488**
- (58) **Field of Classification Search**  
USPC ..... D14/485–495  
CPC .. G06F 3/0481; G06F 3/04845; H04N 1/0044  
See application file for complete search history.

(56) **References Cited**

**U.S. PATENT DOCUMENTS**

D804,505 S *	12/2017	Hoffman	.....	D14/486
D888,088 S *	6/2020	Nielsen	.....	D14/486
D900,148 S	10/2020	Bao		
D904,450 S *	12/2020	Jacoby	.....	D14/488
D910,697 S	2/2021	Lemay et al.		
D911,382 S	2/2021	Devine et al.		
D914,031 S *	3/2021	Ding	.....	D14/485

(Continued)

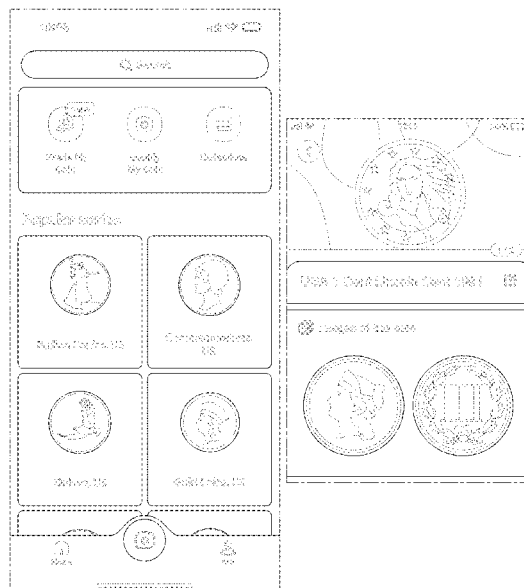
*Primary Examiner* — Bao-Yen T Nguyen  
(74) *Attorney, Agent, or Firm* — JCIPRNET

(57) **CLAIM**

The ornamental design for a display screen with graphical user interface, as shown and described.

FIG. 1 is a front view of a display screen showing a first image of a graphical user interface;  
 FIG. 2 is a front view of a display screen showing a second image of the graphical user interface;  
 FIG. 3 is a front view of a display screen showing a third image of the graphical user interface;  
 FIG. 4 is a front view of a display screen showing a fourth image of the graphical user interface;  
 FIG. 5 is a front view of a display screen showing a fifth image of the graphical user interface;  
 FIG. 6 is a front view of a display screen showing a sixth image of the graphical user interface;  
 FIG. 7 is a front view of a display screen showing a seventh image of the graphical user interface;  
 FIG. 8 is a front view of a display screen showing an eighth image of the graphical user interface;  
 FIG. 9 is a front view of a display screen showing a ninth image of the graphical user interface;  
 FIG. 10 is a front view of a display screen showing a tenth image of the graphical user interface;  
 FIG. 11 is a front view of a display screen showing an eleventh image of the graphical user interface;  
 FIG. 12 is a front view of a display screen showing a twelfth image of the graphical user interface;  
 FIG. 13 is an enlarged front view of the area indicated in FIG. 4; and,  
 FIG. 14 is an enlarged front view of the area indicated in FIG. 5.  
 The appearance of the graphical user interface of the display screen transitions between the images shown in FIGS. 1 to 12. The process or period in which the graphical user interface transitions forms no part of the claimed design. The dot-dash broken lines illustrate the display screen and form no part of the claimed design. The remaining broken lines illustrate portions of the graphical user interface that form no part of the claimed design.

**1 Claim, 14 Drawing Sheets**



(56)

**References Cited**

## U.S. PATENT DOCUMENTS

11,003,669 B1 \* 5/2021 Nelson ..... G10L 15/22  
D928,812 S 8/2021 Caro et al.  
D928,813 S 8/2021 Nurutdinov et al.  
D931,892 S 9/2021 Nurutdinov et al.  
D934,286 S \* 10/2021 Underwood ..... D14/487  
11,150,782 B1 \* 10/2021 Underwood ..... G06Q 50/01  
11,157,295 B2 \* 10/2021 Schur ..... G06F 3/0484  
D934,902 S 11/2021 Devine  
D948,538 S \* 4/2022 Holland ..... D14/485  
D948,541 S \* 4/2022 Holland ..... D14/485  
D949,902 S 4/2022 Ryan  
D949,907 S \* 4/2022 Underwood ..... D14/487  
D956,770 S \* 7/2022 Chuang ..... D14/488  
D967,840 S \* 10/2022 Yoon ..... D14/485  
D972,582 S \* 12/2022 Knittel ..... D14/486  
2015/0188720 A1 \* 7/2015 Winter ..... G06Q 30/0241  
715/753  
2017/0357434 A1 \* 12/2017 Coffman ..... H05B 47/19  
2018/0304159 A1 \* 10/2018 Campos ..... A63F 13/493  
2021/0136025 A1 \* 5/2021 Thall ..... G06F 3/0485

\* cited by examiner



FIG. 1




FIG. 2

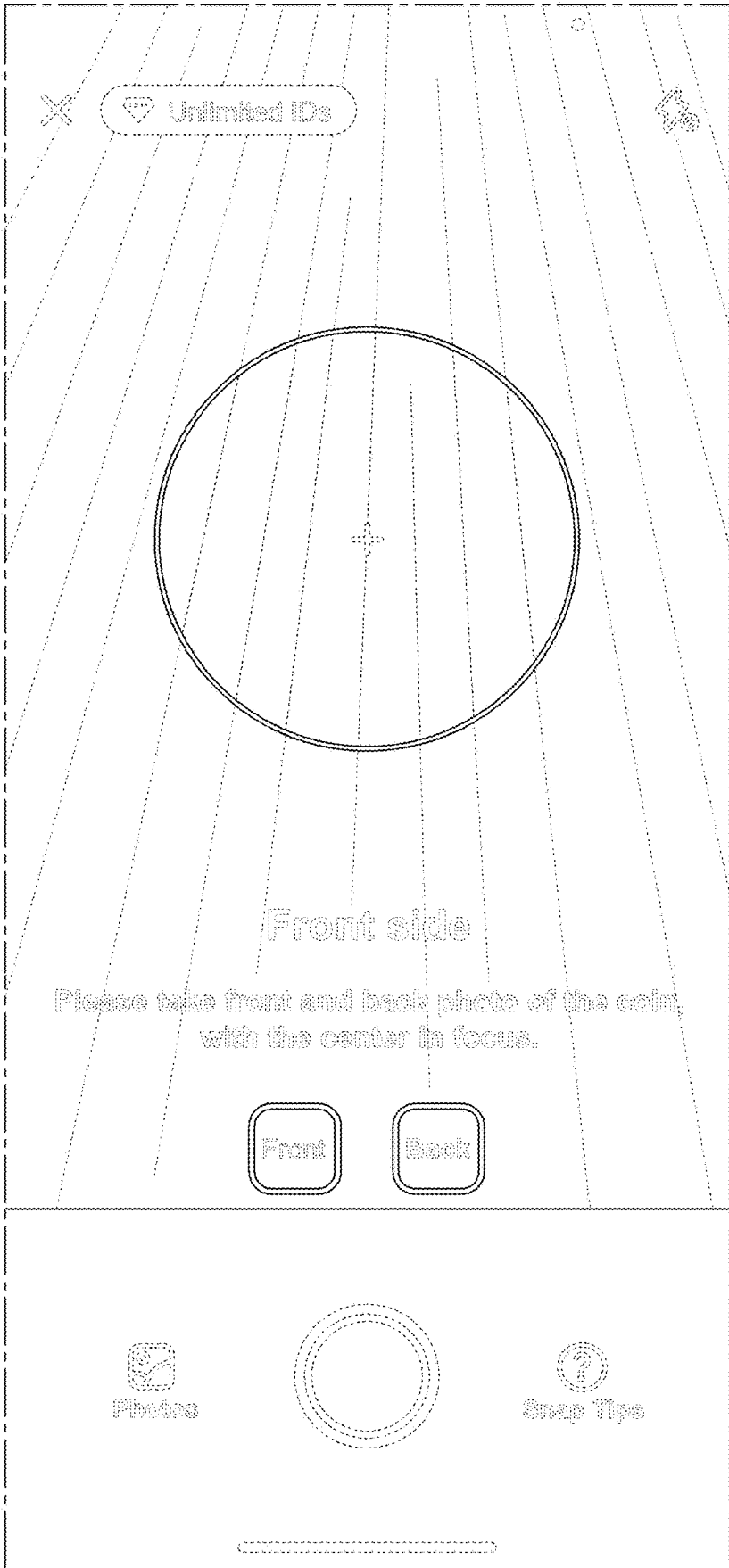


FIG. 3



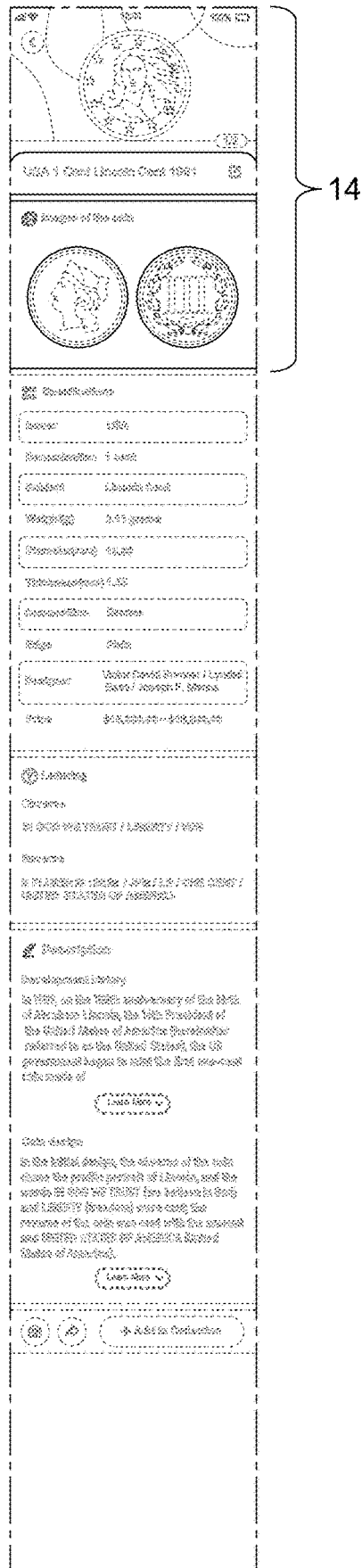


FIG. 5

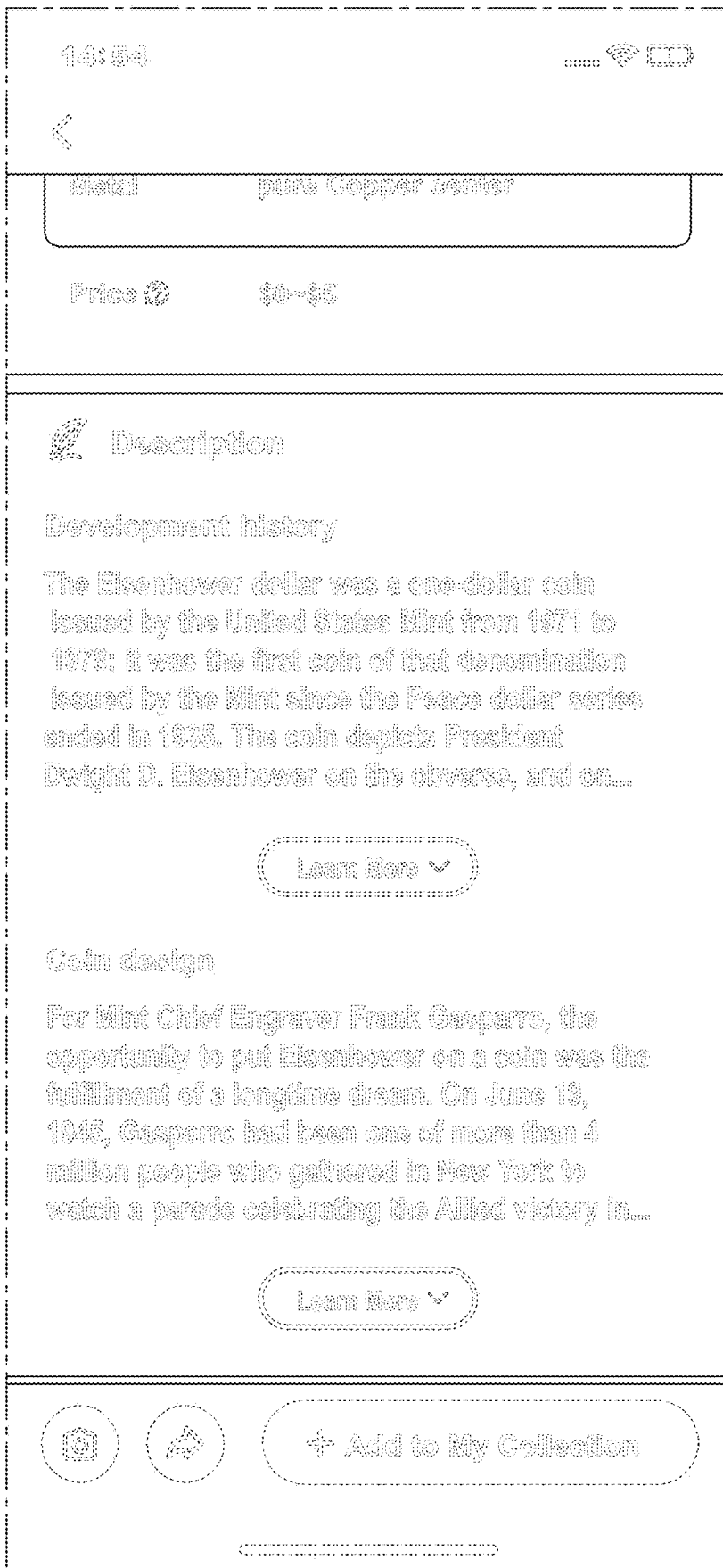


FIG. 6



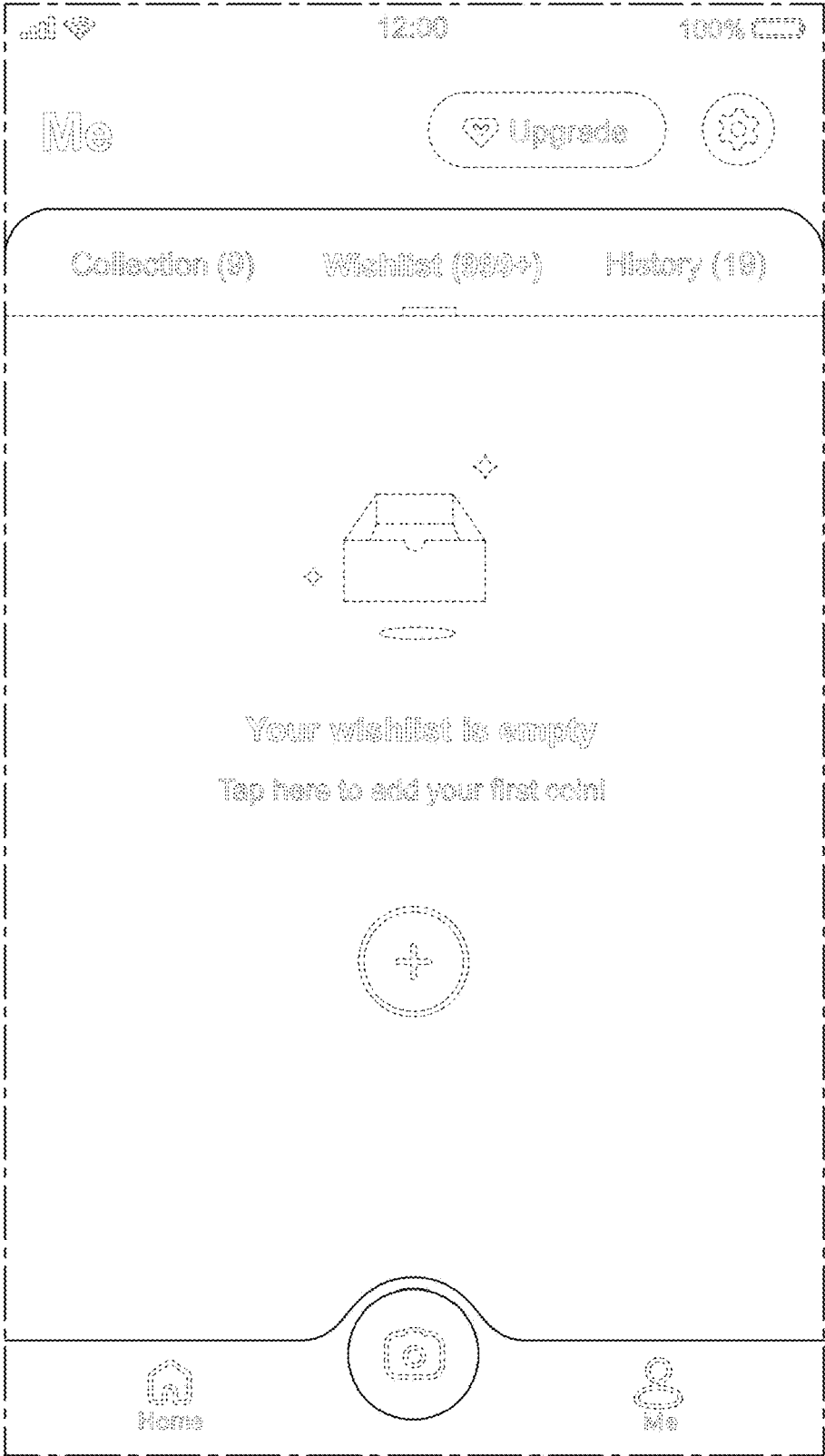


FIG. 7



FIG. 8




FIG. 9



FIG. 10



FIG. 11

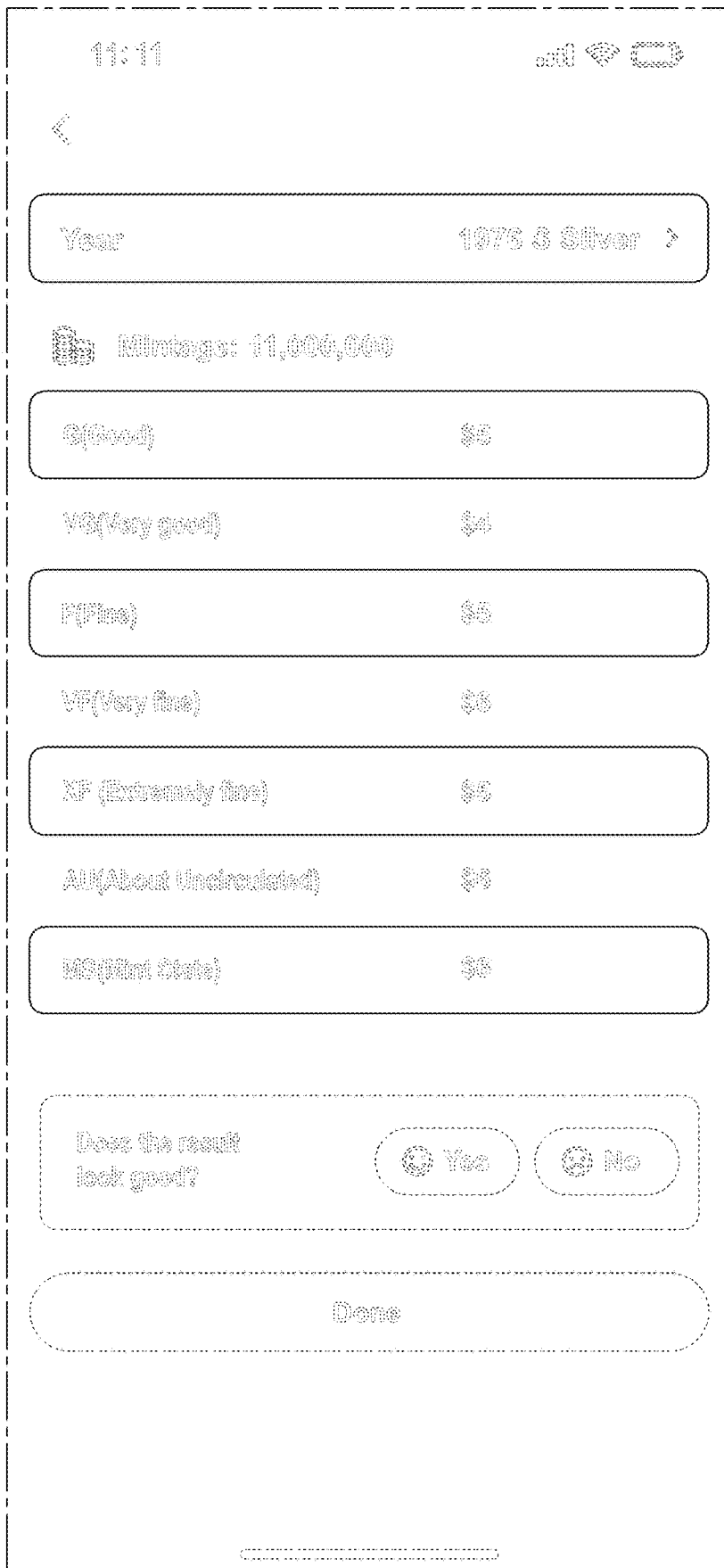


FIG. 12

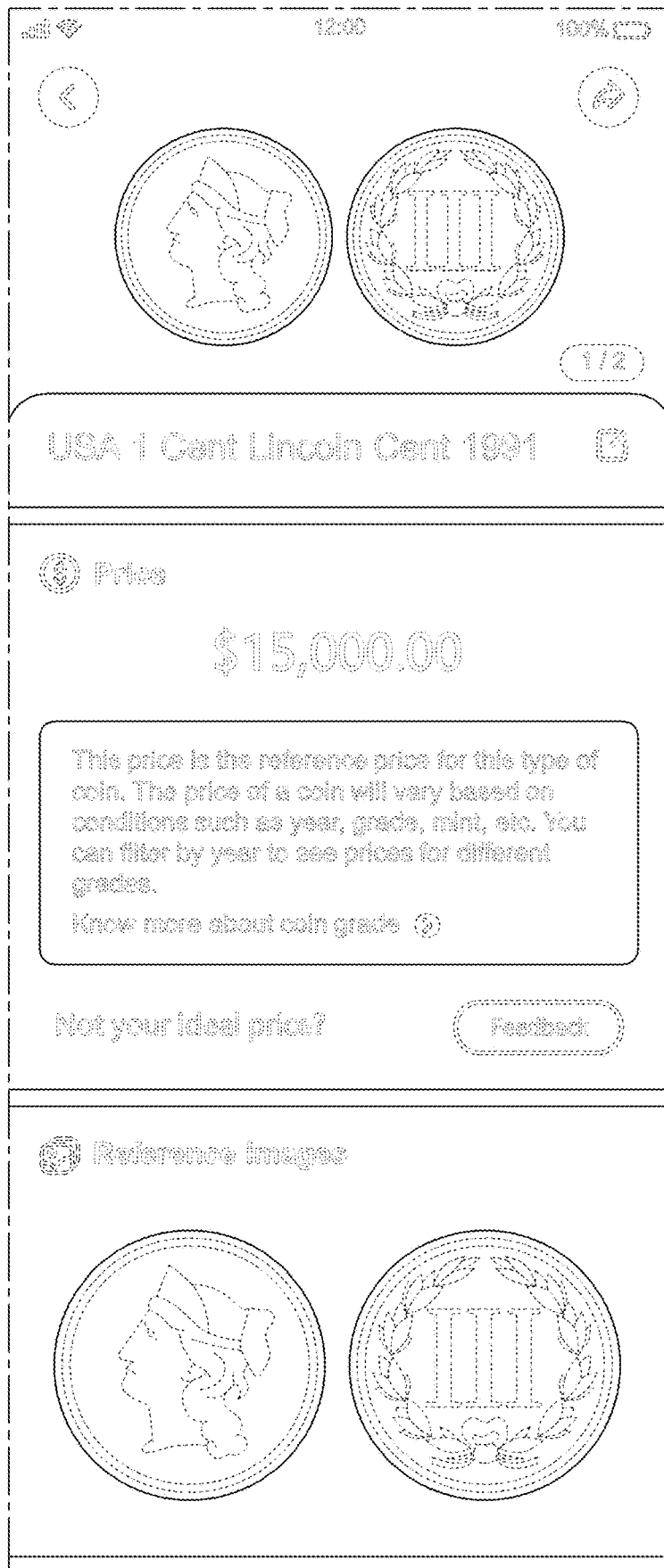


FIG. 13




FIG. 14