



US00D690707S

(12) **United States Design Patent**
Minn et al.

(10) **Patent No.:** **US D690,707 S**

(45) **Date of Patent:** **** Oct. 1, 2013**

(54) **DASHBOARD VENT MOUNT FOR AN ELECTRONIC DEVICE**

(71) Applicants: **Kenneth Minn**, San Francisco, CA (US); **David E. Yao**, San Francisco, CA (US)

(72) Inventors: **Kenneth Minn**, San Francisco, CA (US); **David E. Yao**, San Francisco, CA (US)

(73) Assignee: **Kenu, LLC**, San Francisco, CA (US)

(**) Term: **14 Years**

(21) Appl. No.: **29/437,793**

(22) Filed: **Nov. 20, 2012**

(51) **LOC (9) Cl.** **08-07**

(52) **U.S. Cl.**
USPC **D14/447**

(58) **Field of Classification Search**

USPC D14/432, 433, 434, 439, 440, 451, D14/452, 239, 217, 224.1, 251, 252, 253, D14/457, 458, 459, 460, 461; D6/406.1, D6/406.2, 406.3, 406.4, 406.5, 406.6; 361/679.06, 679.21, 679.22, 679.24, 679.26, 361/679.27, 679.28, 679.3, 679.55, 679.56, 361/709; 248/917-924, 133, 136, 139, 150, 248/176.1, 188.6; D12/415

See application file for complete search history.

(56) **References Cited**

U.S. PATENT DOCUMENTS

D482,039 S * 11/2003 Chen et al. D14/447
7,272,984 B2 * 9/2007 Fan 74/89.17

(Continued)

Primary Examiner — Angela J Lee

(74) Attorney, Agent, or Firm — Jeffrey Schox; Peter Miller

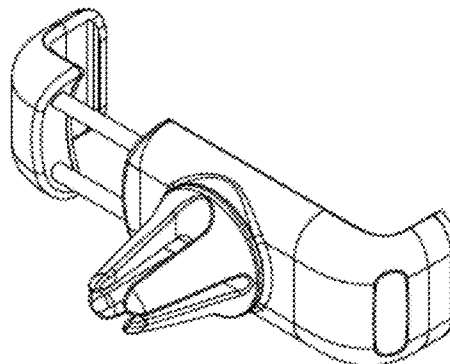
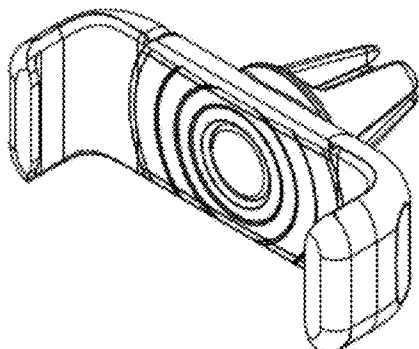
(57) **CLAIM**

We claim the ornamental design for a dashboard vent mount for an electronic device, as shown and described.

DESCRIPTION

FIG. 1 is an elevation view of the back of the dashboard vent mount for an electronic device in a retracted setting; FIG. 2 is a plan view of the top of the dashboard vent mount for an electronic device in a retracted setting; FIG. 3 is an elevation view of left side of the dashboard vent mount for an electronic device in a retracted setting; FIG. 4 is an elevation view of the front of the dashboard vent mount for an electronic device in a retracted setting; FIG. 5 is an elevation view of the right side of the dashboard vent mount for an electronic device in a retracted setting; FIG. 6 is a plan view of the bottom of the dashboard vent mount for an electronic device in a retracted setting; FIG. 7 is an isometric view, from the front right, of the dashboard vent mount for an electronic device in a retracted setting; FIG. 8 is an isometric view, from the back left, of the dashboard vent mount for an electronic device in a retracted setting; FIG. 9 is an elevation view of the back of the dashboard vent mount for an electronic device in an expanded setting; FIG. 10 is a plan view of the top of the dashboard vent mount for an electronic device in an expanded setting; FIG. 11 is an elevation view of left side of the dashboard vent mount for an electronic device in an expanded setting; FIG. 12 is an elevation view of the front of the dashboard vent mount for an electronic device in an expanded setting; FIG. 13 is an elevation view of the right side of the dashboard vent mount for an electronic device in an expanded setting; FIG. 14 is a plan view of the bottom of the dashboard vent mount for an electronic device in an expanded setting; FIG. 15 is an isometric view, from the front right, of the dashboard vent mount for an electronic device in an expanded setting; and, FIG. 16 is an isometric view, from the back left, of the dashboard vent mount for an electronic device in an expanded setting.

1 Claim, 2 Drawing Sheets



(56)

References Cited

U.S. PATENT DOCUMENTS

D589,962 S *	4/2009	Maruyama et al.	D14/432	D656,940 S *	4/2012	McClelland et al.	D14/447
D611,478 S *	3/2010	Richardson et al.	D14/447	D657,356 S *	4/2012	Wikel	D14/253
D630,222 S *	1/2011	Lin	D14/447	D663,726 S *	7/2012	Gourley	D14/251
D645,033 S *	9/2011	Quong et al.	D14/253	D663,735 S *	7/2012	Musselman	D14/447
D656,931 S *	4/2012	Wikel	D14/253	D664,147 S *	7/2012	Zhao et al.	D14/452
				D671,950 S *	12/2012	Richter	D14/447
				2011/0019992 A1 *	1/2011	Orf	396/419

* cited by examiner

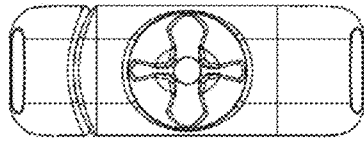


FIG. 1

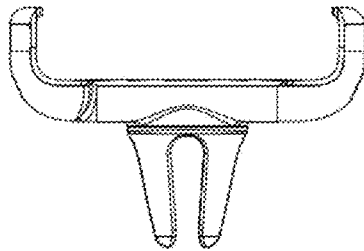


FIG. 2

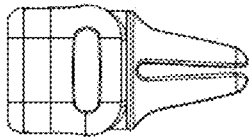


FIG. 3

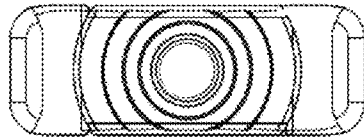


FIG. 4

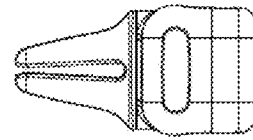


FIG. 5

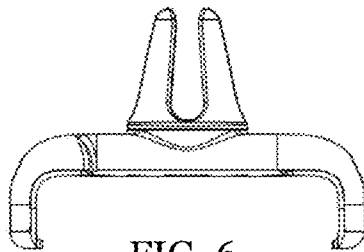


FIG. 6

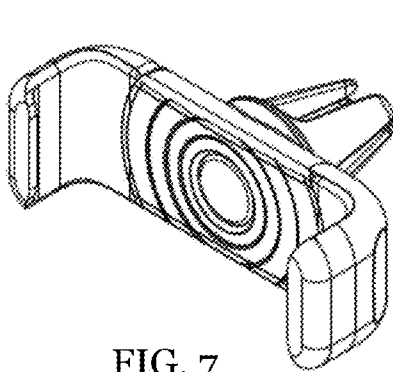


FIG. 7

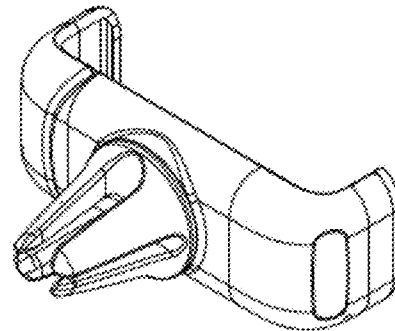


FIG. 8

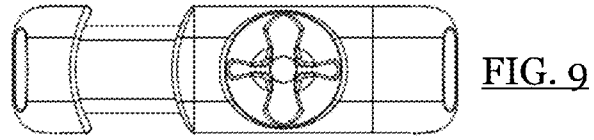


FIG. 9

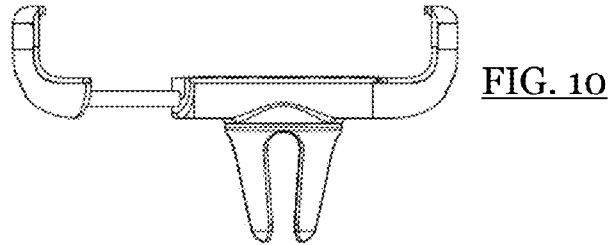


FIG. 10




FIG. 11

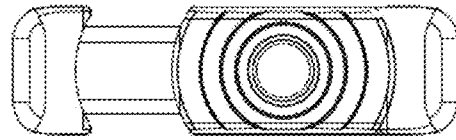


FIG. 12

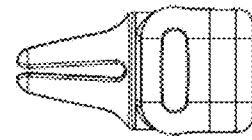


FIG. 13

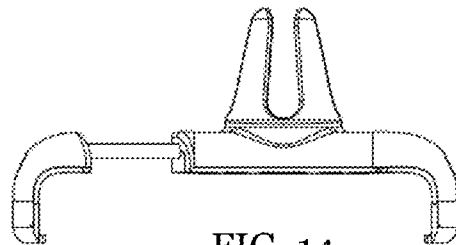


FIG. 14

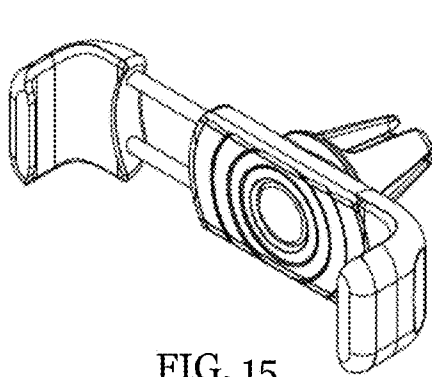


FIG. 15

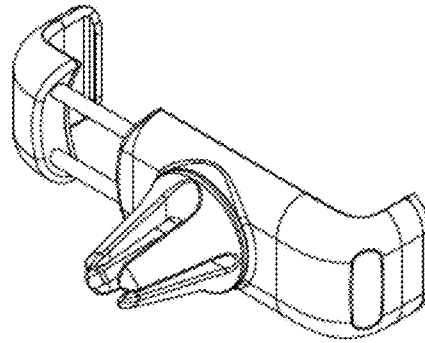


FIG. 16