



US00D564214S

(12) **United States Design Patent**
Huang

(10) **Patent No.:** **US D564,214 S**

(45) **Date of Patent:** **** Mar. 18, 2008**

(54) **CONTAINER**

(76) Inventor: **Te-Ming Huang**, P.O. Box No. 6-57,
Junghe, Taipei 235 (TW)

(**) Term: **14 Years**

(21) Appl. No.: **29/287,139**

(22) Filed: **Jul. 2, 2007**

(51) **LOC (8) Cl.** **03-01**

(52) **U.S. Cl.** **D3/263,**

(58) **Field of Classification Search** **D3/263,**
D3/207-212, 201-205, 232-239; 206/521,
206/581, 496, 235, 823; D28/78; 150/136-137,
150/150, 153, 900; 383/60, 63, 61, 81, 35,
383/43; 224/600, 660

See application file for complete search history.

(56) **References Cited**

U.S. PATENT DOCUMENTS

RE24,166 E * 6/1956 Stiller 150/150
D486,638 S * 2/2004 Menceles D3/263

D503,831 S * 4/2005 Ames D28/78
2001/0026650 A1 * 10/2001 Denko 383/60

* cited by examiner

Primary Examiner—Catherine R. Oliver

(74) *Attorney, Agent, or Firm*—Troxell Law Office, PLLC

(57) **CLAIM**

The ornamental design for a container, as shown and described.

DESCRIPTION

FIG. 1 is a perspective view of a container;

FIG. 2 is a front view thereof;

FIG. 3 is a rear view thereof;

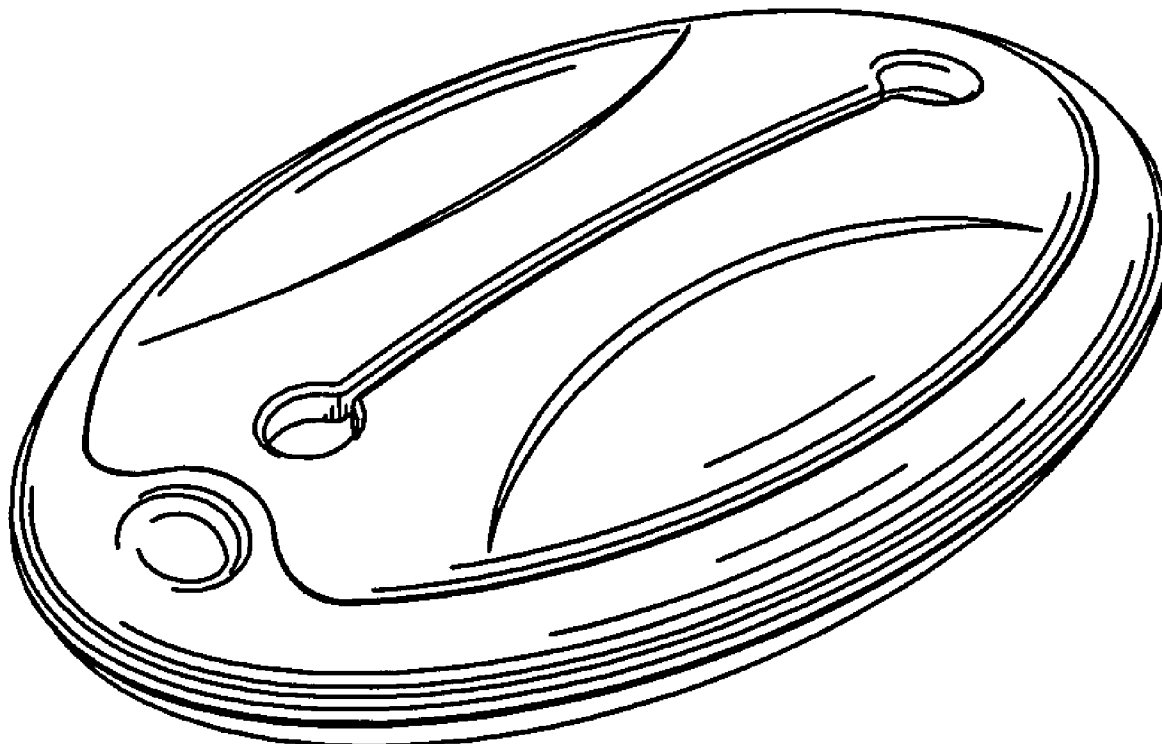
FIG. 4 is a left side view thereof;

FIG. 5 is a right side view thereof;

FIG. 6 is a top view thereof; and,

FIG. 7 is a bottom view thereof.

1 Claim, 4 Drawing Sheets






FIG.1

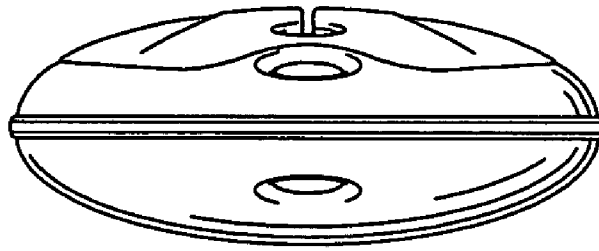


FIG. 2

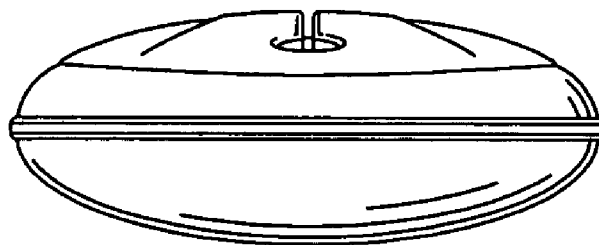


FIG. 3




FIG. 4




FIG. 5

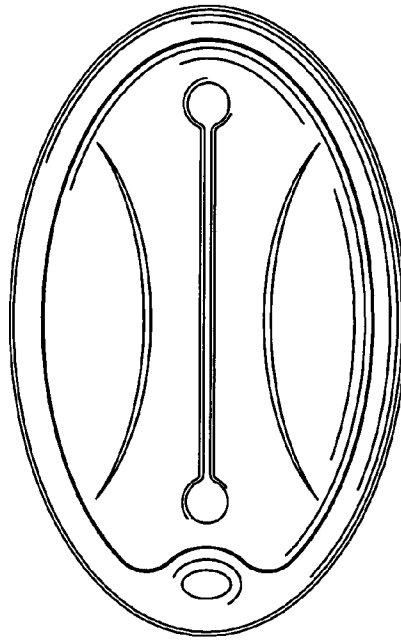


FIG.6

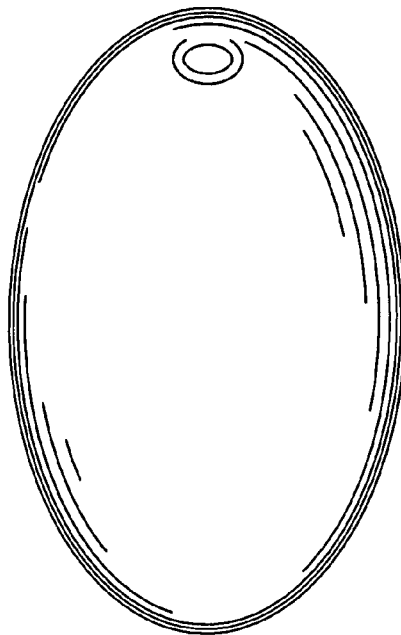


FIG.7