



(12) **United States Design Patent**  
**Adolfsson et al.**

(10) **Patent No.:** **US D863,309 S**  
(45) **Date of Patent:** **\*\* Oct. 15, 2019**

(54) **COMPUTER**

(71) Applicant: **InnSpire Intelligent Hotels AB**,  
Stockholm (SE)  
(72) Inventors: **Mathias Adolfsson**, Tyresö (SE);  
**Martin Chevalley**, Stockholm (SE)  
(73) Assignee: **INNSPIRE INTELLIGENT HOTELS**  
**AB**, Stockholm (SE)  
(\*\*) Term: **15 Years**

(21) Appl. No.: **29/630,528**

(22) Filed: **Dec. 21, 2017**

(30) **Foreign Application Priority Data**

Jun. 26, 2017 (EM) ..... 004067536

(51) **LOC (12) CL.** ..... **14-02**

(52) **U.S. CL.**  
USPC ..... **D14/433**

(58) **Field of Classification Search**  
USPC ..... D14/240, 242, 356, 358, 363, 365, 367,  
D14/370, 432, 437, 439, 498, 125, 366;  
D13/110, 199, 103, 159, 160, 184;  
361/683, 684, 686, 724, 735, 737, 752  
CPC .... H01R 25/006; H01R 27/02; H01R 31/005;  
G06F 13/4022; G06F 13/382; G06F  
1/1632; G06F 1/1684; G06F 1/20; G06F  
1/1607

See application file for complete search history.

(56) **References Cited**

U.S. PATENT DOCUMENTS

D810,748 S \* 2/2018 Zhang ..... D14/433  
D810,749 S \* 2/2018 Zhang ..... D14/433  
D824,388 S \* 7/2018 Fawcett ..... D14/433  
D832,263 S \* 10/2018 Chen ..... D14/433  
D833,445 S \* 11/2018 Xie ..... D14/433  
D841,007 S \* 2/2019 Xie ..... D14/433  
D841,008 S \* 2/2019 Yu ..... D14/433  
D843,375 S \* 3/2019 Claudepierre ..... D14/433  
D851,089 S \* 6/2019 Sweet ..... D14/433  
D851,645 S \* 6/2019 Huang ..... D14/433

\* cited by examiner

*Primary Examiner* — Austin Murphy

(74) *Attorney, Agent, or Firm* — Tucker Ellis LLP

(57) **CLAIM**

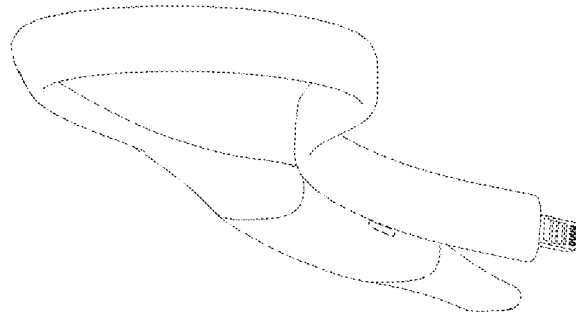

The ornamental design for a computer, as shown and described.

**DESCRIPTION**

FIG. 1 is a front, right, bottom perspective view of a computer showing our new design;  
FIG. 2 is a front, left, top perspective view thereof;  
FIG. 3 is a rear, right, top perspective view thereof;  
FIG. 4 is a rear, left, bottom perspective view thereof;  
FIG. 5 is a top view of the computer where a flexible cable portion is shown with different curvature than shown in FIGS. 1-4; and,  
FIG. 6 is a bottom view thereof.

The broken lines are for the purpose of illustrating portions of the computer and form no part of the claimed design.

**1 Claim, 3 Drawing Sheets**



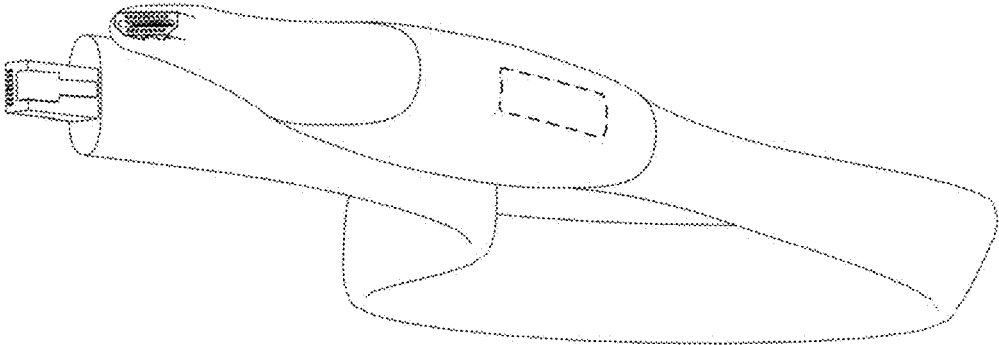


FIG. 1

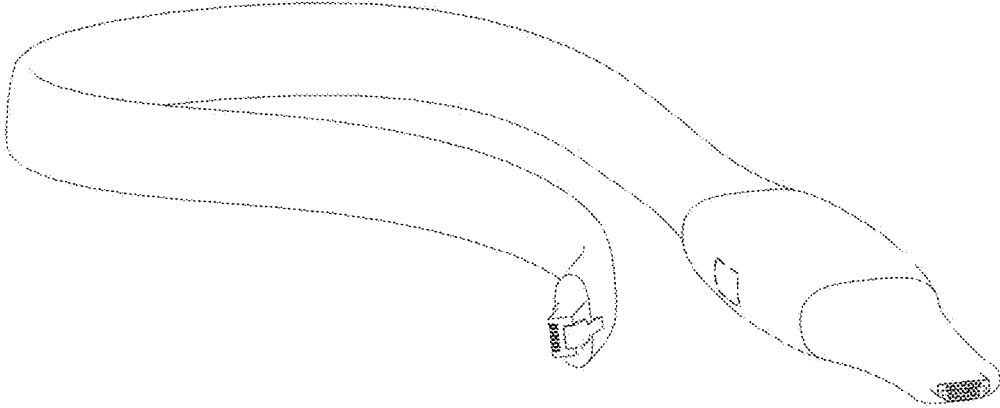


FIG. 2

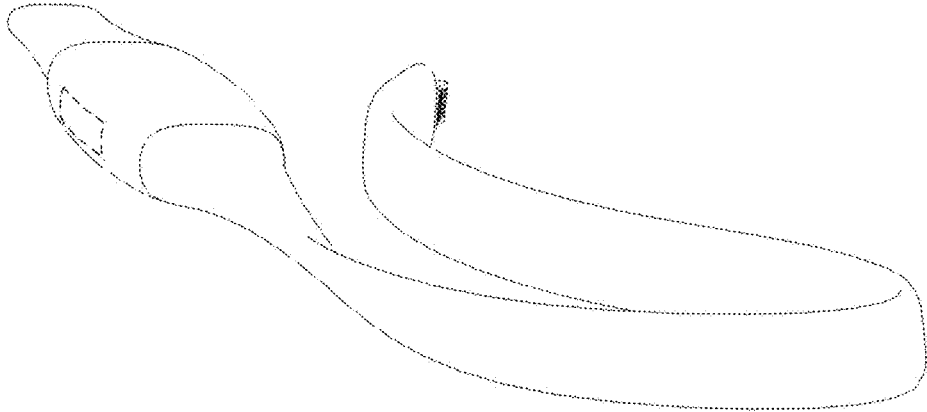


FIG. 3

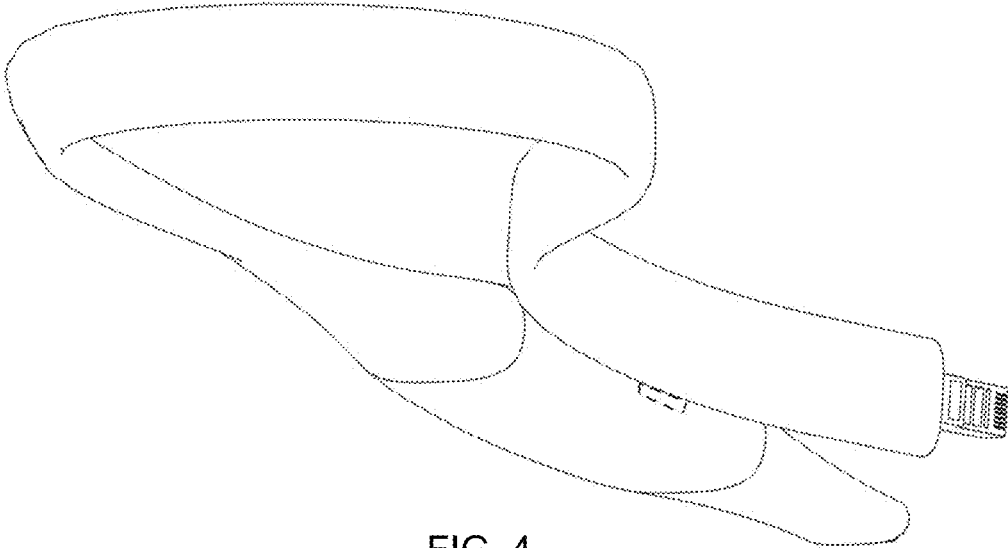


FIG. 4

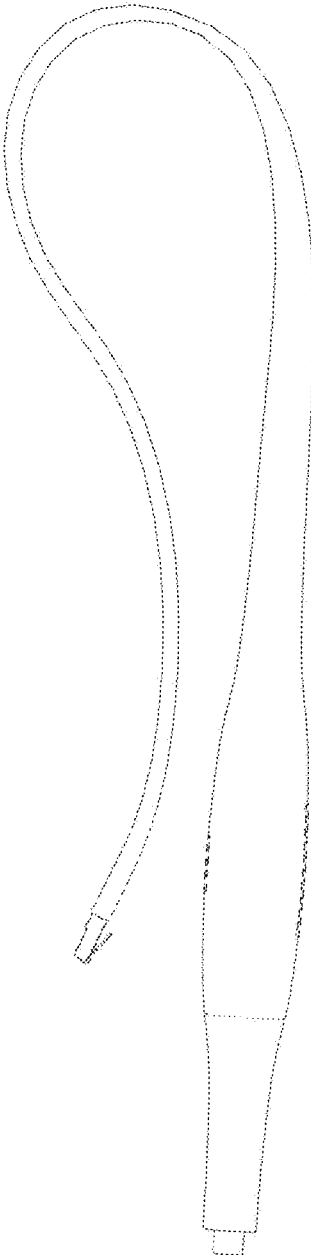


FIG. 5

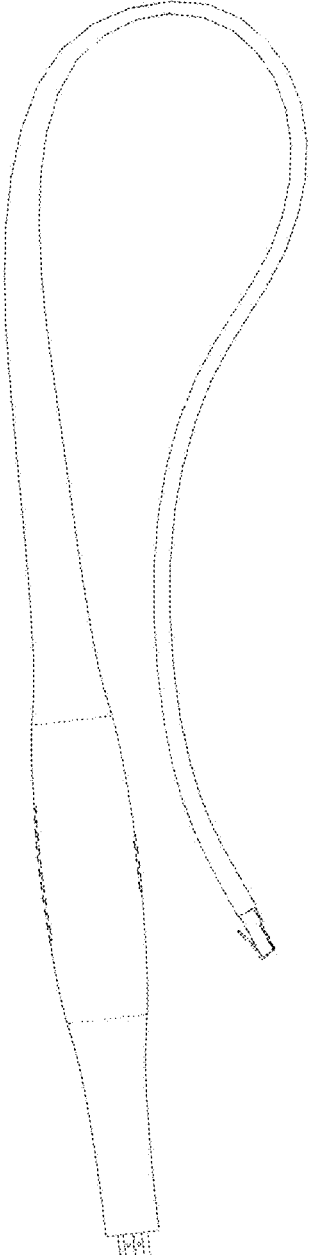


FIG. 6