


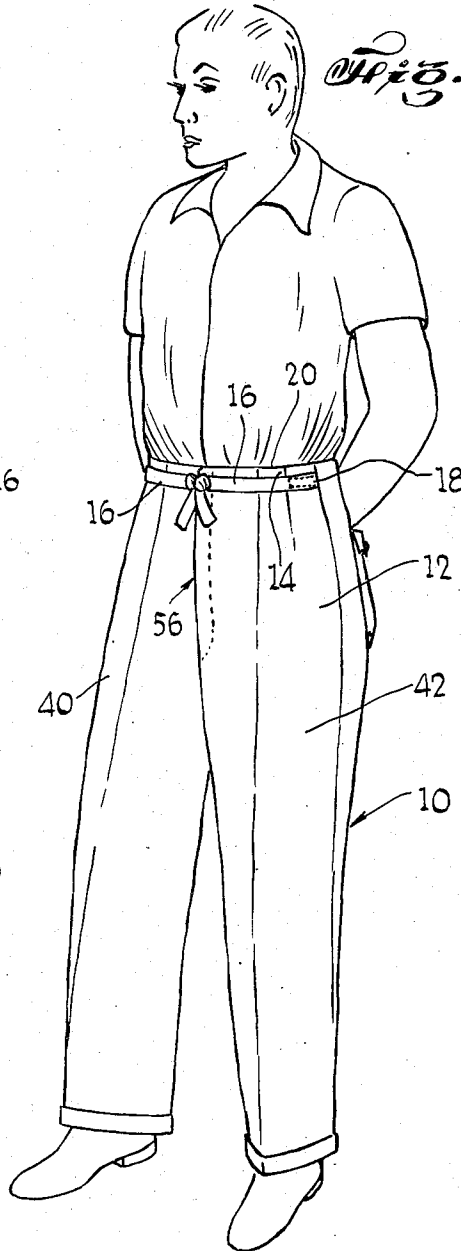
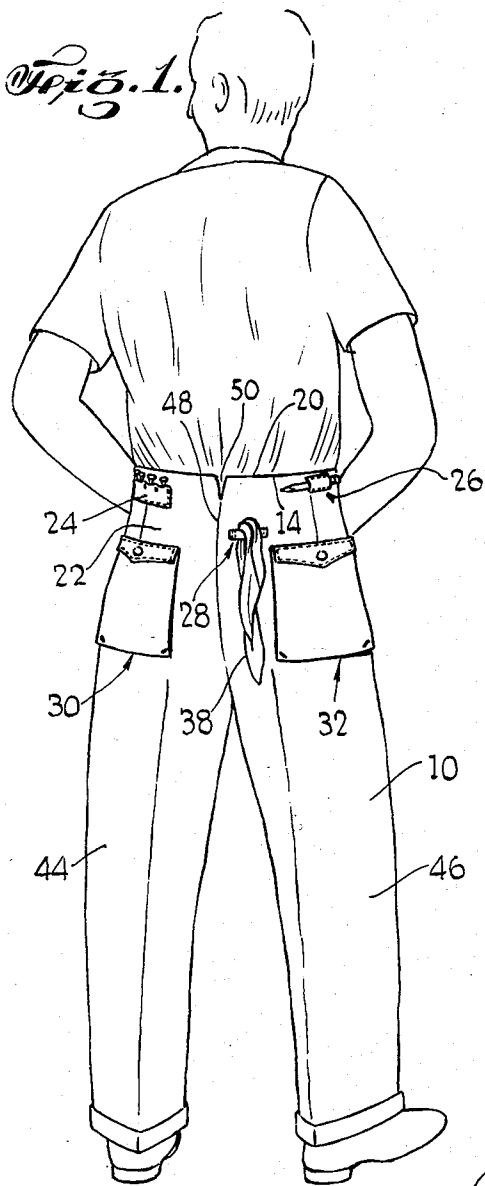
Sept. 5, 1950

B. ROSEN  
TROUSER CONSTRUCTION

2,521,410

Filed Sept. 30, 1948

2 Sheets-Sheet 1



INVENTOR.  
BERT ROSEN

BY  
*Henry L. Burkitt*  
ATTORNEY.

Sept. 5, 1950

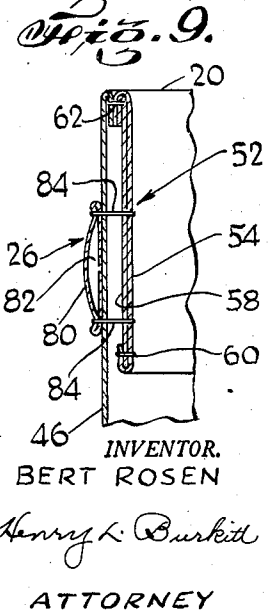
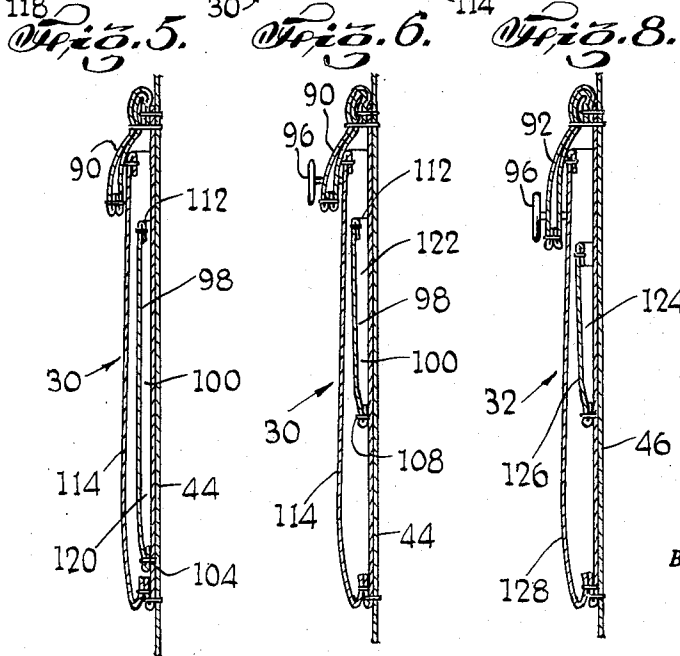
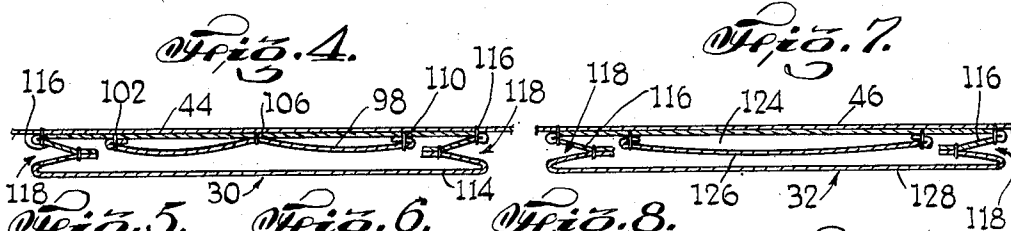
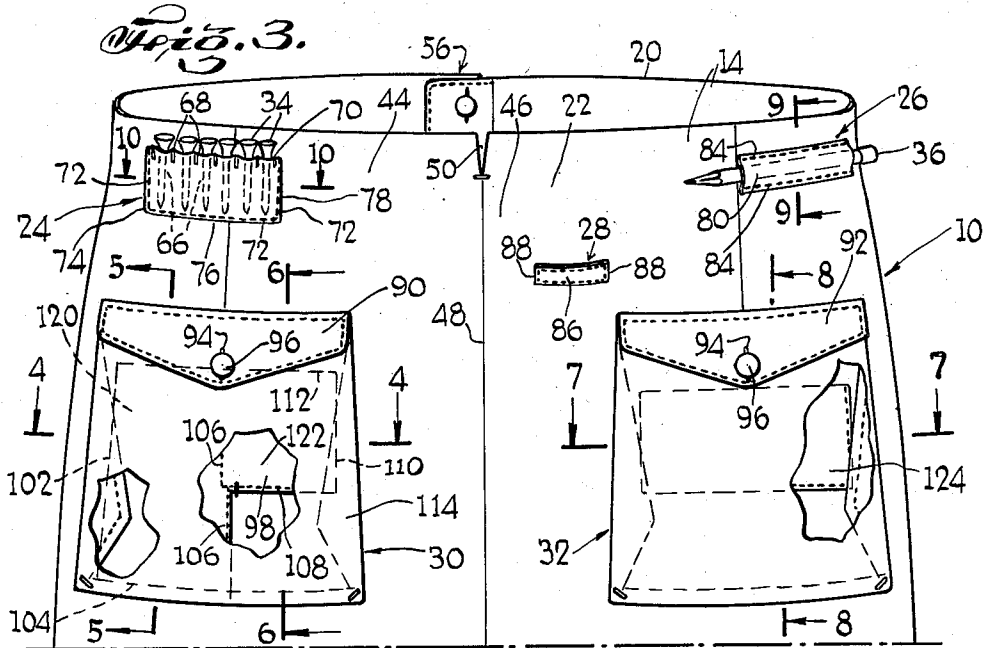
B. ROSEN

2,521,410

TROUSER CONSTRUCTION

Filed Sept. 30, 1948

2 Sheets-Sheet 2



INVENTOR.  
BERT ROSEN  
BY *Henry L. Burkitt*  
ATTORNEY

# UNITED STATES PATENT OFFICE

2,521,410

## TROUSER CONSTRUCTION

Bert Rosen, New York, N. Y.

Application September 30, 1948, Serial No. 51,889

5 Claims. (Cl. 2-227)

1

This invention relates to trouser construction. In the customary construction of trousers, pockets, which open substantially at the lateral sides of the trousers when they are worn, are provided. Provision likewise is made for other pockets opening at the back of the trousers. Pockets which open substantially at the sides of the legs are positioned generally so that their receptacle portions are between the front portions of the trouser fabric forming the trouser legs and the legs of the wearer. The contents of such pockets, if bulky, will cause the trouser legs to protrude beyond and distort the normal appearance of the customary outside bounds of the trouser legs. To a degree at least, such arrangement interferes with the movement of the legs of the wearer, and, therefore, with the movement of the wearer, a factor of importance in athletic activities such as golf.

It is an object of the invention to provide trousers construction in which substantially all pockets or similar receptacles for accessories to be carried around by the wearer are associated to be located at the back of the trousers and enter into the trousers construction to strengthen the trousers.

Trouser constructions of the type noted usually incorporate a waistband made of pieces of material separate from the material for the body of the trousers. This waistband, in its manufacture, passes through various operations and moves through the shop as a separate unit to its completion before it finally may be attached to the trouser body at its top edge.

It is an object of the invention to provide a trouser construction wherein the separate waistband which would normally extend upwardly from the top edge of the trouser body is eliminated, and is replaced by a trouser body in which the front and rear outer faces of the trousers up to their top edge are substantially unbroken, and in which reinforcement at the waist is provided by means of an additional ply which, together with accessory receptacles made a part of the trousers, enters into and strengthens the construction of the body of the trousers.

Other objects of the invention will be set forth hereinafter, or will be apparent from the description and the drawing, in which is illustrated an embodiment of apparatus for carrying out the invention.

The invention, however, is not intended to be restricted to any particular construction, or to any particular arrangement of parts, or to any particular application of any such construction or any such arrangement of parts, or to any spe-

2

cific method of operation, or to any of the various details thereof, even where specifically shown and described herein, as the same may be modified in various particulars, or may be applied in many varied relations, without departing from the spirit and scope of the claimed invention, a practical construction embodying certain details of the invention being illustrated and described, but only for the purpose of complying with the requirements of the statutes for disclosure of operative embodiments, and without attempting to disclose all of the various forms and modifications in which the invention might be embodied.

On the drawings, in which the same reference characters refer to the same parts throughout, and in which is disclosed such practical construction.

Fig. 1 is a perspective view illustrating a pair of trousers, embodying features of the invention, as worn, the view presenting the rear portion of the trousers having the various parts of the invention illustrated thereon;

Fig. 2 is a perspective view of the same trouser construction, as seen from the front thereof;

Fig. 3 is an elevational view, to enlarged scale, of a portion of the trousers, shown partly opened up, and again seen from the rear portion thereof, illustrating the association of various of the features of the invention therewith, parts of the structure being broken away for clarity;

Fig. 4 is a transverse cross-sectional view, substantially on the line 4-4 of Fig. 3, at slightly enlarged scale;

Fig. 5 is a vertical cross-sectional view, substantially on the line 5-5 of Fig. 3, illustrating a detail of the construction of one of the members;

Fig. 6 is a vertical cross-sectional view, substantially on the line 6-6 of Fig. 3, illustrating a further detail of the construction of the trousers;

Fig. 7 is a horizontal transverse cross-sectional view, substantially on the line 7-7 of Fig. 3, illustrating another detail of construction of the trousers;

Fig. 8 is a vertical cross-sectional view, substantially on the line 8-8 of Fig. 3;

Fig. 9 is a vertical cross-sectional view, substantially on the line 9-9 of Fig. 3, illustrating a detail of the waistband and pocket construction; and

Fig. 10 is a horizontal cross-sectional view, substantially on the line 10-10 of Fig. 3, to illustrate a detail of construction of one of the pocket members.

On the drawings, trousers 10, which are in-

tended to disclose features of the invention, are shown in Figs. 1 and 2 as they appear when worn. The front face 12 of the body of the trousers is unbroken up to waist 14 since there is no outside waistband. Merely belt sections 16, which may be stitched or tacked at 18 to front face 12 adjacent top edge 20 of the trousers, break up the smooth contour of face 12. Belt sections 16 may end in a buckle construction, or they may be tied as shown in Fig. 2.

However, at rear face 22 of the trousers, in addition to the darts usual in the formation of pleats, there are receptacles 24, 26, 28, 30 and 32. Receptacle 24 may be constructed as shown for the retention of golf tees 34; receptacle 26 may be constructed for the reception of a pencil 36; receptacle 28 may be in the form of a loop to receive a towel, a handkerchief 38, or a similar piece of cloth; and receptacles 30 and 32 may take the form of pockets which will be more fully described hereafter.

In the construction of the trousers, a plurality of pieces of fabric are stitched together, the pieces of fabric being cut out according to a predetermined pattern. Specifically, the special method or pattern that may be followed in cutting cloth to organize trousers of this type is not here considered important, except that, as shown, sections 40, 42, 44 and 46 are continuous and unbroken up to top edge 20. Sections 44 and 46 may be united by a seam 48, a portion of which may be left open, as, for instance, at 50; in the usual fashion.

However, this trouser construction includes no usual waistband construction; as shown in Fig. 9, a separate member 52 is provided, the facing 54 of which may be cut from fabric the same as that for the trouser body. Member 52 is made of such length that it will encircle the garment at waist 14. Member 52 may be made of one piece, or it may be fabricated from a plurality of pieces. For instance, where an open seam 50 and a fly 56 are provided, member 52 must consist of a plurality of sections.

Member 52 may have a lining 58 assembled with facing 54. Stitching 60 is utilized at one end of the assembled lining 58 and facing 54 to bind them together. Then a single line of stitching 62 may be utilized to attach member 52 to top edge 20 of the trousers, and then member 52 is folded into the position of Fig. 9.

This construction, of course, leaves member 52 loose; the member, in turn, must be anchored to sections 40, 42, 44 and 46 at different positions, by tacking, and also in the manner to be indicated.

Receptacle 24 may be formed by means of a material piece 64 of a length such that it may be gathered or otherwise formed to leave openings for the provision of individual pockets 66 for tees 34. In other words, the length of piece 64 is greater than the area of section 44 upon which it will be disposed, so that it may be shirred up and stitched, by very short tacking 68; so as to leave openings at edge 70 through which tees 34 may be received. Suitable stitching 72 then extends around edges 74, 76 and 78 to secure the entire arrangement in place. Stitching 72 and tacking 68; as shown in Fig. 10, also serve to secure member 52 to section 44.

A fabric piece 80 may be formed to provide a pocket or passage 82. This is accomplished by shirring up the material so that the main body is spaced away from section 46 between suitable stitching 84 along its side edges which serves to

anchor the piece to section 46. This stitching, as shown in Fig. 9, also passes through and engages member 52 and anchors it to section 46.

A material piece 86, the edges of which may be folded and stitched in the usual manner, may be secured in place by means of stitching 88 at its end edges. Stitching 88 may engage this piece to section 46 so as to provide a loop into which a towel, a handkerchief or similar cloth member may be slipped during play.

Receptacles 30 and 32 are in fact separate and distinct members which may be tacked to sections 44 and 46 after their construction has been completed. This, of course, does not apply to flaps 90 and 92 which are separately formed, stitched together, and secured to the respective sections 44 and 46. These flaps may be provided with buttonholes 94 for receiving buttons 96.

In the case of receptacle 30, fabric piece 98 is secured to section 44 to provide a pocket 100. Piece 98 is L-shaped. Stitching 102, 104, 106, 108 and 110 secures the various edges of this piece to section 44. Stitching 106 may be extended up to the top edge 112 of piece 98.

A material piece 114, larger than the outline of receptacle 30, is cut. It is folded along its edges and is there stitched to gusset pieces 116 to form gussets 118. Pieces 116 are stitched to section 44 to anchor the unit, thus formed, in place. The bottom edges of pieces 114 and 98 may be stitched together to section 44, or separately, as shown. Stitching 106 divides pocket 100 into two sections 120 and 122. Section 120, the short one; may provide for the reception of a golf ball, while section 122, the longer one, will receive larger accessories, such as two golf balls or a pack of cigarettes. The space in front of pocket 100 is utilizable for any other purpose.

For receptacle 32, a single inner pocket 124 is formed by means of a piece 126 of fabric superimposed on section 46 in the manner just described for receptacle 30. Then a larger piece 128 is used to form the larger pocket. Thus a pair of pockets are formed wherein material may be separately stowed.

Many other changes could be effected in the particular apparatus designed, and in the method of operation set forth, and in specific details thereof, without substantially departing from the invention defined in the claims, the specific description being merely of an operative embodiment capable of illustrating certain principles of the invention.

What is claimed as new and useful is:

1. A garment for golfers, comprising a section for encircling the waist of a wearer, the garment being constructed to present a substantially smooth, unbroken surface at the front face and sides of the garment, and accessory receptacles made a part of the garment only along the top portions of the rear face of the garment, whereby such receptacles will not interfere with body movements of the golfer in the manipulations of the game, one of the receptacles comprising an expandible pocket, the expandible pocket being mounted wholly on the exterior of the material forming the rear face of the garment and including a substantially L-shaped piece of material, said L-shaped piece being secured in position in said expandible pocket to form pockets of different sizes wholly externally of the rear face of the garment but wholly within the expandible pocket.

2. A garment for golfers, comprising a section for encircling the waist of a wearer, the garment

being constructed to present a substantially smooth, unbroken surface at the front face and sides of the garment, and accessory receptacles made a part of the garment only along the top portions of the rear face of the garment, whereby such receptacles will not interfere with body movements of the golfer in the manipulations of the game, one of the receptacles comprising an expandible pocket, the expandible pocket being mounted wholly on the exterior of the material forming the rear face of the garment and including a substantially L-shaped piece of material, said L-shaped piece being secured in position in said expandible pocket to form pockets of different sizes wholly externally of the rear face of the garment but wholly within the expandible pocket, the expandible pocket including gussets secured to and extending outwardly from the exterior surface of the material at the rear face of the garment.

3. A garment for golfers, comprising a section for encircling the waist of a wearer, the garment being constructed to present a substantially smooth, unbroken surface at the front face and sides of the garment, and accessory receptacles made a part of the garment only along the top portions of the rear face of the garment, whereby such receptacles will not interfere with body movements of the golfer in the manipulations of the game, one of the receptacles consisting of a unit comprising an expansible pocket, the expansible pocket consisting of front and back walls and gussets between said walls, the back wall of the pocket being mounted on the exterior of the material forming the rear face of the garment so that the whole of the pocket extends outwardly away from the exterior surface of the material at the rear face of the garment, and a separate pocket-forming member mounted on the face of the back wall within the expansible pocket and wholly concealed within the expansible pocket.

4. A garment for golfers, comprising a section for encircling the waist of a wearer, the garment being constructed to present a substantially smooth, unbroken surface at the front face and sides of the garment, and accessory receptacles made a part of the garment only along the top portions of the rear face of the garment, whereby such receptacles will not interfere with body movements of the golfer in the manipulations of the game, one of the receptacles comprising an expansible pocket, the expansible pocket consisting of a member separate and distinct from the material forming the rear face of

the garment, the member including separate front and back walls and gussets between said walls, said back wall being mounted on the exterior surface of the material at the rear face of the garment with the whole of the member extending outwardly away from the exterior surface of the material at the rear face of the garment, the member defining the walls of pockets to receive accessories used during play of the game and including an element carried by and secured to the back wall but housed wholly within the member, the element being shaped to define pouches of different depths.

5. A garment for golfers, comprising a section for encircling the waist of a wearer, the garment being constructed to present a substantially smooth, unbroken surface at the front face and sides of the garment, and accessory receptacles made a part of the garment only along the top portions of the rear face of the garment, whereby such receptacles will not interfere with body movements of the golfer in the manipulations of the game, one of the receptacles comprising an expansible pocket, including a member mounted on the exterior surface of the material at the rear face of the garment with the whole of the member extending outwardly away from the exterior surface of the material at the rear face of the garment, the member defining means for receiving accessories used during the play of the game and including an irregularly shaped element, said element being housed wholly within the expansible pocket, and means comprising stitching for securing certain of the edges of the element to the member, one line of stitching extending beyond its edge and across the body of the element to unite the element and the member to form pouches of different depths.

BERT ROSEN.

#### REFERENCES CITED

The following references are of record in the file of this patent:

#### UNITED STATES PATENTS

Number	Name	Date
644,964	Bernstein	Mar. 6, 1900
815,063	Brigham	Mar. 13, 1906
1,091,665	Kirshen	Mar. 31, 1914
1,366,852	Von Rentsch	Jan. 25, 1921
1,561,088	Ladue	Mar. 10, 1925
1,708,786	Cohen	Apr. 9, 1929
2,038,331	Woolf	Apr. 21, 1936
2,123,060	Oviatt	July 5, 1938