

(12) INTERNATIONAL APPLICATION PUBLISHED UNDER THE PATENT COOPERATION TREATY (PCT)

(19) World Intellectual Property Organization
International Bureau



(43) International Publication Date
30 May 2003 (30.05.2003)

PCT

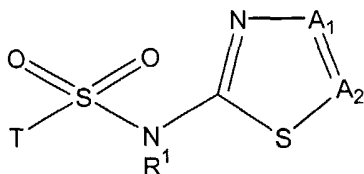
(10) International Publication Number
WO 03/044000 A1

- (51) International Patent Classification⁷: C07D 285/08, 285/135, A61K 31/433, A61P 3/00, 9/12, 19/10, 25/00, 27/06, 29/00, 31/00
- (74) Agent: ALBIHNS STOCKHOLM AB; Box 5581, S-114 85 Stockholm (SE).
- (21) International Application Number: PCT/SE02/02139
- (81) Designated States (*national*): AE, AG, AL, AM, AT, AU, AZ, BA, BB, BG, BR, BY, BZ, CA, CH, CN, CO, CR, CU, CZ, DE, DK, DM, DZ, EC, EE, ES, FI, GB, GD, GE, GH, GM, HR, HU, ID, IL, IN, IS, JP, KE, KG, KP, KR, KZ, LC, LK, LR, LS, LT, LU, LV, MA, MD, MG, MK, MN, MW, MX, MZ, NO, NZ, OM, PH, PL, PT, RO, RU, SD, SE, SG, SI, SK, SL, TJ, TM, TN, TR, TT, TZ, UA, UG, US, UZ, VN, YU, ZA, ZM, ZW.
- (22) International Filing Date:
22 November 2002 (22.11.2002)
- (25) Filing Language: English
- (26) Publication Language: English
- (30) Priority Data:
0103913-0 22 November 2001 (22.11.2001) SE
0104051-8 30 November 2001 (30.11.2001) SE
60/348,468 14 January 2002 (14.01.2002) US
- (84) Designated States (*regional*): ARIPO patent (GH, GM, KE, LS, MW, MZ, SD, SL, SZ, TZ, UG, ZM, ZW), Eurasian patent (AM, AZ, BY, KG, KZ, MD, RU, TJ, TM), European patent (AT, BE, BG, CH, CY, CZ, DE, DK, EE, ES, FI, FR, GB, GR, IE, IT, LU, MC, NL, PT, SE, SK, TR), OAPI patent (BF, BJ, CF, CG, CI, CM, GA, GN, GQ, GW, ML, MR, NE, SN, TD, TG).
- (71) Applicant (*for all designated States except US*): BIOVITRUM AB [SE/SE]; S-112 76 Stockholm (SE).
- (72) Inventors; and
- (75) Inventors/Applicants (*for US only*): WILLIAMS, Meredith [GB/SE]; Danmark Edeby, S-755 98 Uppsala (SE). KURZ, Guido [DE/SE]; Möregatan 10, 6 tr, S-118 27 Stockholm (SE). NILSSON, Marianne [SE/SE]; Pl 2654 Ubby, S-762 94 Rimbo (SE). VALLGÅRDA, Jerk [SE/SE]; Kronparksvägen 15, S-757 52 Uppsala (SE).
- Published:
— with international search report
- For two-letter codes and other abbreviations, refer to the "Guidance Notes on Codes and Abbreviations" appearing at the beginning of each regular issue of the PCT Gazette.*



WO 03/044000 A1

(54) Title: INHIBITORS OF 11-BETA-HYDROXY STEROID DEHYDROGENASE TYPE 1



(57) Abstract: The present invention relates to compounds with the formula (I), and also to pharmaceutical compositions comprising the compounds, as well as to the use of the compounds in medicine and for the preparation of a medicament which acts on the human 11-b-hydroxysteroid dehydrogenase type 1 enzyme.

INHIBITORS OF 11-BETA-HYDROXY STEROID DEHYDROGENASETYPE 1RELATED APPLICATIONS

5

This application claims priority to Swedish application number 0103913-0, filed on November 22, 2001, Swedish application number 0104051-8, filed on November 30, 2001, and U.S. provisional application number 60/348,468, filed on January 14, 2002, the contents of which are incorporated herein by reference.

10

TECHNICAL FIELD

The present invention relates to novel compounds, to pharmaceutical compositions comprising the compounds, as well as to the use of the compounds in medicine and for the preparation of a medicament which acts on the human 11- β -hydroxysteroid dehydrogenase type 1 enzyme (11 β HSD1).

15

BACKGROUND20 1. Glucocorticoids, diabetes and hepatic glucose production

It has been known for more than half a century that glucocorticoids have a central role in diabetes, e.g. the removal of the pituitary or the adrenal gland from a diabetic animal alleviates the most severe symptoms of diabetes and lowers the concentration of glucose in the blood (Long, C.D. and F.D.W. Leukins (1936) J. Exp. Med. 63: 465-490; Houssay, B.A. (1942) Endocrinology 30: 884-892). It is also well established that glucocorticoids enable the effect of glucagon on the liver.

25

The role of 11 β HSD1 as an important regulator of local glucocorticoid effect and thus of hepatic glucose production is well substantiated (see e.g. Jamieson et al. (2000) J. Endocrinol. 165: p. 685-692). The hepatic insulin sensitivity was improved in healthy human volunteers treated with the non-specific 11 β HSD1 inhibitor carbenoxolone (Walker, B.R. et

30

al. (1995) J. Clin. Endocrinol. Metab. 80: 3155-3159). Furthermore, the expected mechanism has been established by different experiments with mice and rats. These studies showed that the mRNA levels and activities of two key enzymes in hepatic glucose production were reduced, namely: the rate-limiting enzyme in gluconeogenesis, phosphoenolpyruvate carboxykinase (PEPCK), and glucose-6-phosphatase (G6Pase) catalyzing the last common step of gluconeogenesis and glycogenolysis. Finally, the blood glucose level and hepatic glucose production is reduced in mice having the 11 β HSD1 gene knocked-out. Data from this model also confirm that inhibition of 11 β HSD1 will not cause hypoglycemia, as predicted since the basal levels of PEPCK and G6Pase are regulated independently of glucocorticoids (Kotelevtsev, Y. et al., (1997) Proc. Natl. Acad. Sci. USA 94: 14924-14929).

Arzneim.-Forsch./Drug Res; 44 (II), No. 7, 821-826, 1994, discloses the hypoglycemic compounds 4-(3-methyl-5-oxo-2-pyrazolin-1-yl)benzoic acid and 1-(mesitylen-2-sulfonyl)-1H-1,2,4-triazole. The structures of these compounds differ considerably from the structure of the compounds of the present invention, in that the latter are thiadiazoles having an (hetero)arylsulfonamido substituent.

Merck & Co, Merck Index; Monograph number 4488 discloses the antidiabetic compound N-(5-*tert*-butyl-1,3,4-thiadiazol-2-yl)benzenesulfonamide. The structure of this compound differs from the structure of the compounds of the present invention, in that the latter may not have a *tert*-butyl group connected directly to the thiadiazole ring.

FR 2,384,498 discloses compounds having a high hypoglycemic effect. Therefore, treatment of hyperglycemia with these compounds may lead to hypoglycemia.

2. Possible reduction of obesity and obesity related cardiovascular risk factors

Obesity is an important factor in syndrome X as well as in the majority (> 80%) of type 2 diabetic, and omental fat appears to be of central importance. Abdominal obesity is closely associated with glucose intolerance, hyperinsulinemia, hypertriglyceridemia, and other factors of the so-called syndrome X (e.g. raised blood pressure, decreased levels of HDL and increased levels of VLDL) (Montague & O'Rahilly, Diabetes 49: 883-888, 2000). Inhibition of the enzyme in pre-adipocytes (stromal cells) has been shown to decrease the rate of differentiation into adipocytes. This is predicted to result in diminished expansion

(possibly reduction) of the omental fat depot, i.e. reduced central obesity (Bujalska, I.J., S. Kumar, and P.M. Stewart (1997) *Lancet* 349: 1210-1213).

Inhibition of 11 β HSD1 in mature adipocytes is expected to attenuate secretion of the plasminogen activator inhibitor 1 (PAI-1) – an independent cardiovascular risk factor (Halleux, C.M. et al. (1999) *J. Clin. Endocrinol. Metab.* 84: 4097-4105). Furthermore, there is a clear correlation between glucocorticoid “activity” and cardiovascular risk factors suggesting that a reduction of the glucocorticoid effects would be beneficial (Walker, B.R. et al. (1998) *Hypertension* 31: 891-895; Fraser, R. et al. (1999) *Hypertension* 33: 1364-1368).

Adrenalectomy attenuates the effect of fasting to increase both food intake and hypothalamic neuropeptide Y expression. This supports the role of glucocorticoids in promoting food intake and suggests that inhibition of 11 β HSD1 in the brain might increase satiety and therefore reduce food intake (Woods, S.C. et al. (1998) *Science*, 280: 1378-1383).

3. Possible beneficial effect on the pancreas

Inhibition of 11 β HSD1 in isolated murine pancreatic β -cells improves the glucose-stimulated insulin secretion (Davani, B. et al. (2000) *J. Biol. Chem.* 2000 Nov 10; 275(45): 34841-4). Glucocorticoids were previously known to reduce pancreatic insulin release *in vivo* (Billaudel, B. and B.C.J. Sutter (1979) *Horm. Metab. Res.* 11: 555-560). Thus, inhibition of 11 β HSD1 is predicted to yield other beneficial effects for diabetes treatment, besides effects on liver and fat.

4. Possible beneficial effects on cognition and dementia

Stress and glucocorticoids influence cognitive function (de Quervain, D.J.-F., B. Roozendaal, and J.L. McGaugh (1998) *Nature* 394: 787-790). The enzyme 11 β HSD1 controls the level of glucocorticoid action in the brain and thus contributes to neurotoxicity (Rajan, V., C.R.W. Edwards, and J.R. Seckl, J. (1996) *Neuroscience* 16: 65-70; Seckl, J.R., Front. (2000) *Neuroendocrinol.* 18: 49-99). Unpublished results indicate significant memory improvement in rats treated with a non-specific 11 β HSD1 inhibitor (J. Seckl, personal communication). Based on the above and on the known effects of glucocorticoids in the brain, it

may also be suggested that inhibiting 11 β HSD1 in the brain may result in reduced anxiety (Tronche, F. et al. (1999) Nature Genetics 23: 99-103). Thus, taken together, the hypothesis is that inhibition of 11 β HSD1 in the human brain would prevent reactivation of cortisone into cortisol and protect against deleterious glucocorticoid-mediated effects on neuronal survival and other aspects of neuronal function, including cognitive impairment, depression, and increased appetite (previous section).

WO 98/27081 and WO 99/02502 disclose 5HT₆ receptor antagonists for the treatment of CNS disorders. None of these compounds fall within formula (I) according to the present invention. Furthermore, nothing is said about the activity on 11 β HSD1.

5. Possible use of immuno-modulation using 11 β HSD1 inhibitors

The general perception is that glucocorticoids suppress the immune system. But in fact there is a dynamic interaction between the immune system and the HPA (hypothalamo-pituitary-adrenal) axis (Rook, G.A.W. (1999) Baillière's Clin. Endocrinol. Metab. 13: 576-581). The balance between the cell-mediated response and humoral responses is modulated by glucocorticoids. A high glucocorticoid activity, such as at a state of stress, is associated with a humoral response. Thus, inhibition of the enzyme 11 β HSD1 has been suggested as a means of shifting the response towards a cell-based reaction.

In certain disease states, including tuberculosis, lepra and psoriasis the immune reaction is normally biased towards a humoral response when in fact the appropriate response would be cell based. Temporal inhibition of 11 β HSD1, local or systemic, might be used to push the immune system into the appropriate response (Mason, D. (1991) Immunology Today 12: 57-60; Rook et al., *supra*).

An analogous use of 11 β HSD1 inhibition, in this case temporal, would be to booster the immune response in association with immunization to ensure that a cell based response would be obtained, when desired.

6. Reduction of intraocular pressure

Recent data suggest that the levels of the glucocorticoid target receptors and the 11 β HSD enzymes determines the susceptibility to glaucoma (Stokes, J. et al. (2000) Invest. Ophthalmol. 41: 1629-1638). Further, inhibition of 11 β HSD1 was recently presented as a novel approach to lower the intraocular pressure (Walker E. A. et al, poster P3-698 at the Endocrine society meeting June 12-15, 1999, San Diego). Ingestion of carbenoxolone, a non-specific inhibitor of 11 β HSD1, was shown to reduce the intraocular pressure by 20% in normal subjects. In the eye, expression of 11 β HSD1 is confined to basal cells of the corneal epithelium and the non-pigmented epithelium of the cornea (the site of aqueous production), to ciliary muscle and to the sphincter and dilator muscles of the iris. In contrast, the distant isoenzyme 11 β HSD2 is highly expressed in the non-pigmented ciliary epithelium and corneal endothelium. None of the enzymes is found at the trabecular meshwork, the site of drainage. Thus, 11 β HSD1 is suggested to have a role in aqueous production, rather than drainage, but it is presently unknown if this is by interfering with activation of the glucocorticoid or the mineralocorticoid receptor, or both.

7. Reduced osteoporosis

Glucocorticoids have an essential role in skeletal development and function but are detrimental in excess. Glucocorticoid-induced bone loss is derived, at least in part, via inhibition of bone formation, which includes suppression of osteoblast proliferation and collagen synthesis (Kim, C.H., S.L. Cheng, and G.S. Kim (1999) J. Endocrinol. 162: 371-379). The negative effect on bone nodule formation could be blocked by the non-specific inhibitor carbenoxolone suggesting an important role of 11 β HSD1 in the glucocorticoid effect (Bellows, C.G., A. Ciaccia, and J.N.M. Heersche, (1998) Bone 23: 119-125). Other data suggest a role of 11 β HSD1 in providing sufficiently high levels of active glucocorticoid in osteoclasts, and thus in augmenting bone resorption (Cooper, M.S. et al. (2000) Bone 27: 375-381). Taken together, these different data suggest that inhibition of 11 β HSD1 may have beneficial effects against osteoporosis by more than one mechanism working in parallel.

8. Reduction of hypertension

Bile acids inhibit 11 β -hydroxysteroid dehydrogenase type 2. This results in a shift in the overall body balance in favour of cortisol over cortisone, as shown by studying the ratio of the urinary metabolites (Quattropani C, Vogt B, Odermatt A, Dick B, Frey BM, Frey FJ. 2001. J Clin Invest. Nov;108(9):1299-305. "Reduced activity of 11beta-hydroxysteroid dehydrogenase in patients with cholestasis"). Reducing the activity of 11 β HSD1 in the liver by a selective inhibitor is predicted to reverse this imbalance, and acutely counter the symptoms such as hypertension, while awaiting surgical treatment removing the biliary obstruction.

WO 99/65884 discloses carbon substituted aminothiazole inhibitors of cyclin dependent kinases. These compounds may e.g. be used against cancer, inflammation and arthritis. US 5,856,347 discloses an antibacterial preparation or bactericide comprising 2-aminothiazole derivative and/or salt thereof. Further, US 5,403,857 discloses benzenesulfonamide derivatives having 5-lipoxygenase inhibitory activity. Additionally, tetrahydrothiazolo[5,4-c]pyridines are disclosed in: Analgesic tetrahydrothiazolo[5,4-c]pyridines. Fr. Addn. (1969), 18 pp, Addn. to Fr. 1498465. CODEN: FAXXA3; FR 94123 19690704 CAN 72:100685 AN 1970:100685 CAPLUS and 4,5,6,7-Tetrahydrothiazolo[5,4-c]pyridines. Neth. Appl. (1967), 39 pp. CODEN: NAXXAN NL 6610324 19670124 CAN 68:49593, AN 1968: 49593 CAPLUS. However, none of the above disclosures discloses the compounds according to the present invention, or their use for the treatment of diabetes, obesity, glaucoma, osteoporosis, cognitive disorders, immune disorders, depression, and hypertension.

WO 98/16520 discloses compounds inhibiting matrix metalloproteinases (MMPs) and TNF- α converting enzyme (TACE). EP 0 749 964 A1 and US 5,962,490 disclose compounds having an endothelin receptor antagonist activity. None of these compounds fall within formula (I) according to the present invention. Furthermore, nothing is said about the activity on 11 β HSD1.

US 5,783,697 discloses thiophene derivatives as inhibitors of PGE2 and LTB4. Nothing is said about the activity on 11 β HSD1.

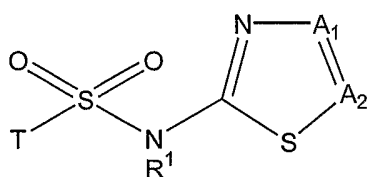
Consequently, there is a need of new compounds that are useful in the treatment of diabetes, obesity, glaucoma, osteoporosis, cognitive disorders, immune disorders, depression, and hypertension.

5

SUMMARY OF THE INVENTION

The compounds according to the present invention solves the above problems and embraces a novel class of compounds which has been developed and which inhibit the human 11- β -hydroxysteroid dehydrogenase type 1 enzyme (11- β -HSD₁), and may therefore
 10 be of use in the treating disorders such as diabetes, obesity, glaucoma, osteoporosis, cognitive disorders, immune disorders, and hypertension.

One object of the present invention is a compound of formula (I)



15

wherein:

T is an aryl ring or heteroaryl ring, optionally independently substituted by [R]_n,
 wherein n is an integer 0-5, and R is hydrogen, aryl, heteroaryl, a heterocyclic ring,
 optionally halogenated C₁₋₆-alkyl, optionally halogenated C₁₋₆-alkoxy, C₁₋₆-alkylsulfonyl,
 carboxy, cyano, nitro, halogen, amine which is mono- or di-substituted, amide which is
 20 optionally mono- or di-substituted, aryloxy, arylsulfonyl, arylamino, wherein aryl, heteroaryl
 and aryloxy residues and heterocyclic rings can further be optionally substituted in one or
 more positions independently of each other by C₁₋₆-acyl, C₁₋₆-alkylthio, cyano, nitro,
 hydrogen, halogen, optionally halogenated C₁₋₆-alkyl, optionally halogenated C₁₋₆-alkoxy,
 amide which is optionally mono- or di-substituted, (benzoylamino)methyl, carboxy, 2-
 25 thienylmethylamino or ({[4-(2-ethoxy-2-oxoethyl)-1,3-thiazol-2-yl]amino} carbonyl);

R¹ is hydrogen or C₁₋₆-alkyl;

A₁ and A₂ are a nitrogen atom or C-Z, provided that A₁ and A₂ have different meanings, wherein:

- Z is selected from an aryl ring or heteroaryl ring, which can further be optionally substituted in one or more positions independently of each other by hydrogen, C₁₋₆-alkyl, halogenated C₁₋₆-alkyl, halogen, C₁₋₆-alkoxy, nitro, C₁₋₆-alkoxycarbonyl, C₁₋₆-alkylsulfonyl, acetylamino or aryloxy, wherein the aryloxy can further be optionally substituted in one or more positions independently of each other by hydrogen and halogen; or is X-Y-R², wherein
 - X is CH₂ or CO;
 - Y is CH₂, CO or a single bond;
 - R² is selected from C₁₋₆-alkyl, azido, arylthio, heteroarylthio, halogen, hydroxymethyl, 2-hydroxyethylaminomethyl, methylsulfonyloxymethyl, 3-oxo-4-morpholinolylmethylene, C₁₋₆-alkoxycarbonyl, 5-methyl-1,3,4-oxadiazol-2-yl; NR³R⁴, wherein R³ and R⁴ are each independently selected from hydrogen, C₁₋₆-alkyl, optionally halogenated C₁₋₆-alkylsulfonyl, C₁₋₆-alkoxy, 2-methoxyethyl, 2-hydroxyethyl, 1-methylimidazolylsulfonyl, C₁₋₆-acyl, cyclohexylmethyl, cyclopropanecarbonyl, aryl, optionally halogenated arylsulfonyl, furylcarbonyl, tetrahydro-2-furanylmethyl, N-carbethoxypiperidyl, or C₁₋₆-alkyl substituted with one or more aryl, heterocyclic or heteroaryl, or NR³R⁴ represent together heterocyclic systems which can be imidazole, piperidine, pyrrolidine, piperazine, morpholine, oxazepine, oxazole, thiomorpholine, 1,1-dioxidothiomorpholine, 2-(3,4-dihydro-2(1H)isoquinolinyl), (1S,4S)-2-oxa-5-azabicyclo[2.2.1]hept-5-yl, which heterocyclic systems can be optionally substituted by C₁₋₆-alkyl, C₁₋₆-acyl, hydroxy, oxo, t-butoxycarbonyl; OCONR³R⁴, wherein R³ and R⁴ are each independently selected from hydrogen, C₁₋₆-alkyl or form together with the N-atom to which they are attached morpholinyl; R⁵O, wherein R⁵ is hydrogen, optionally halogenated C₁₋₆-alkyl, aryl, heteroaryl, C₁₋₆-acyl, C₁₋₆-alkylsulfonyl, arylcarbonyl, heteroarylcarbonyl, 2-carbomethoxyphenyl; or a salt, hydrate or solvate thereof;

with the proviso that when:

A₁ is C-Z and A₂ is a nitrogen atom, then T is not phenyl only substituted with a nitrogen containing substituent in position 4 with a nitrogen atom closest to the phenyl ring,

is not phenyl only substituted with methyl in position 2, is not phenyl only substituted with methyl in position 4, and is not phenyl only substituted with ethyl in position 4;

A_1 is a nitrogen atom and A_2 is C-Z, then Z is not 2-furyl, 5-nitro-2-furyl, 2-thienyl, optionally substituted phenyl, para-substituted benzyl;

5 A_1 is a nitrogen atom and A_2 is C-Z, X is CH_2 , Y is a single bond, then R^2 is not C_{1-6} -alkyl, methoxy, ethoxy, benzothiazol-2-ylthio and NR^3R^4 , wherein R^3 and R^4 are selected from methyl, ethyl, n-propyl, n-butyl;

A_1 is a nitrogen atom and A_2 is C-Z, X is CH_2 , Y is CH_2 , then R^2 is not C_{1-6} -alkyl and NR^3R^4 , wherein R^3 and R^4 are selected from methyl, ethyl, n-propyl, n-butyl.

10 It is preferred that:

T is selected from 5-chloro-1,3-dimethyl-1H-pyrazol-4-yl; 4-chloro-2,3,1-benzoxadiazolyl; 5-(dimethylamino)-1-naphthyl; 1-methylimidazol-4-yl; 1-naphthyl; 2-naphthyl; 8-quinolinyl;

15 thienyl substituted with one or more of (benzoylamino)methyl, bromo, chloro, 3-isoxazolyl, 2-(methylsulfanyl)-4-pyrimidinyl, 1-methyl-5-(trifluoromethyl)pyrazol-3-yl, phenylsulfonyl, pyridyl;

20 phenyl substituted with one or more of acetylamino, 3-acetylaminophenyl, 3-acetylphenyl, benzeneamino, 1,3-benzodioxol-5-yl, 2-benzofuryl, benzylamino, 3,5-bis(trifluoromethyl)phenyl, bromo, butoxy, carboxy, chloro, 4-carboxyphenyl, 3-chloro-2-cyanophenoxy, 4-chlorophenyl, 5-chloro-2-thienyl, cyano, 3,4-dichlorophenyl, ({[4-(2-ethoxy-2-oxoethyl)-1,3-thiazol-2-yl]amino}carbonyl), fluoro, 5-fluoro-2-methoxyphenyl, 2-furyl, hydrogen, iodo, isopropyl, methanesulfonyl, methoxy, methyl, 4-methyl-1-piperazinyl, 4-methyl-1-piperidinyl, 4-methylsulfanylphenyl, 5-methyl-2-thienyl, 4-morpholinyl, nitro, 3-nitrophenyl, phenoxy, phenyl, n-propyl, 4-pyridyl, 3-pyridylmethylamino, 1-pyrrolidinyl, 2-25 thienyl, 3-thienyl, 2-thienylmethylamino, trifluoromethoxy, 4-trifluoromethoxyphenyl, trifluoromethyl; or

R^1 is hydrogen or methyl;

A_1 and A_2 are a nitrogen atom or C-Z, provided that A_1 and A_2 have different meanings, wherein:

30 • Z is selected from 1-benzothien-3-yl, 3-(2,5-dimethylfuryl), pyridinyl; thienyl optionally substituted with one or more of chloro, methylsulfonyl;

phenyl optionally substituted with one or more of ethoxycarbonyl, nitro, fluoro, methyl, methoxy, acetylamino, chloro, 4-chlorophenoxy, trifluoromethyl; or is X-Y-R², wherein

- X is CH₂ or CO;
- Y is CH₂, CO or a single bond;
- 5 • R² is selected from n-propyl, azido, bromo, chloro, 2-pyridinylsulfanyl, 3-oxo-4-morpholinolylmethylene, ethoxycarbonyl, 5-methyl-1,3,4-oxadiazol-2-yl, hydroxymethyl, 2-hydroxyethylaminomethyl, methylsulfonyloxymethyl;

NR³R⁴, wherein R³ and R⁴ are each independently selected from acetyl, benzhydryl, 1,3-benzodioxol-5-ylmethyl, benzyl, 3-chloro-2-methylphenylsulfonyl, cyclohexyl, cyclohexylmethyl, cyclopropanecarbonyl, ethyl, 2-furylcarbonyl, 2-furylmethyl, hydrogen, 2-
10 hydroxyethyl, 2-(1H-indol-3-yl)ethyl, isopropyl, methoxy, 2-methoxyethyl, methyl, 4-(1-methylimidazolyl)sulfonyl, methylsulfonyl, phenyl, (1S)-phenylethyl, n-propyl, tetrahydro-2-furanylmethyl, trifluoromethylsulfonyl, N-carbethoxypiperidyl; or

NR³R⁴ represent together 4-acetylpiperazinyl, 4-t-butoxycarbonylpiperazinyl, 2-(3,4-
15 dihydro-2(1H)isoquinoliny), (2R,6S)-2,6-dimethylmorpholinyl, (2R)-2,4-dimethyl-1-piperazinyl, 2-hydroxy-3-oxomorpholinyl, imidazolyl, 2-methyl-3-oxomorpholinyl, 4-methyl-2-oxopiperazinyl, 4-methylpiperazinyl, morpholinyl, (1S,4S)-2-oxa-5-aza-bicyclo[2.2.1]hept-5-yl, 2-oxoimidazoliny, 3-oxomorpholinyl, 3-oxo-1,4-oxazepiny, 2-oxooxazoliny, piperazinyl; piperidiny; pyrrolidiny; pyrrolidony, thiomorpholinyl; 1,1-
20 dioxido-thiomorpholinyl;

ONR³R⁴, wherein R³ and R⁴ are each independently selected from ethyl, hydrogen or form together with the N-atom to which they are attached morpholinyl;

R⁵O, wherein R⁵ is acetyl, benzoyl, benzyl, ethyl, 2-fluoroethyl, 2-furylcarbonyl, hydrogen, isobutyryl, isopropyl, methyl, 2-carbomethoxyphenyl, methylsulfonyl, phenyl, n-
25 propionyl, 3-pyridinyl, 2,2,2-trifluoroethyl;

with the proviso that when:

A₁ is C-Z and A₂ is a nitrogen atom, then T is not phenyl only substituted with nitro, 4-morpholinyl, 1-pyrrolidinyl, acetylamino, benzeneamino, benzylamino, 3-pyridylmethylamino, 4-methyl-1-piperazinyl, 4-methyl-1-piperidiny, or 2-thienylmethylamino in position 4, is not phenyl only substituted with methyl in position 2,
30 and is not phenyl only substituted with methyl in position 4;

A_1 is a nitrogen atom and A_2 is C-Z, then Z is not 2-thienyl and phenyl optionally substituted with one or more of ethoxycarbonyl, nitro, fluoro, methyl, methoxy, acetylamino, chloro, 4-chlorophenoxy, trifluoromethyl;

A_1 is a nitrogen atom and A_2 is C-Z, X is CH_2 , Y is a single bond, then R^2 is not n-propyl, methoxy, ethoxy and NR^3R^4 , wherein R^3 and R^4 are selected from methyl, ethyl, n-propyl;

A_1 is a nitrogen atom and A_2 is C-Z, X is CH_2 , Y is CH_2 , then R^2 is not n-propyl and NR^3R^4 , wherein R^3 and R^4 are selected from methyl, ethyl, n-propyl.

When A_1 is C-Z and A_2 is a nitrogen atom, then it is preferred that:

Z is selected from 1-benzothien-3-yl, 3-(2,5-dimethylfuryl), pyridinyl;

thienyl optionally substituted with one or more of chloro, methylsulfonyl;

phenyl optionally substituted with one or more of ethoxycarbonyl, nitro, fluoro, methyl, methoxy, acetylamino, chloro, 4-chlorophenoxy, trifluoromethyl; or is X-Y- R^2 , wherein

- X is CH_2 or CO;

- Y is CH_2 , CO or a single bond;

- R^2 is selected from n-propyl, azido, bromo, chloro, 2-pyridinylsulfanyl, 3-oxo-4-morpholinolylmethylene, ethoxycarbonyl, 5-methyl-1,3,4-oxadiazol-2-yl, hydroxymethyl, 2-hydroxyethylaminomethyl, methylsulfonyloxymethyl;

NR^3R^4 , wherein R^3 and R^4 are each independently selected from acetyl, benzhydryl, 1,3-benzodioxol-5-ylmethyl, benzyl, 3-chloro-2-methylphenylsulfonyl, cyclohexyl, cyclohexylmethyl, cyclopropanecarbonyl, ethyl, 2-furylcarbonyl, 2-furylmethyl, hydrogen, 2-hydroxyethyl, 2-(1H-indol-3-yl)ethyl, isopropyl, methoxy, 2-methoxyethyl, methyl, 4-(1-methylimidazolyl)sulfonyl, methylsulfonyl, phenyl, (1S)-phenylethyl, n-propyl, tetrahydro-2-furanylmethyl, trifluoromethylsulfonyl, N-carbethoxypiperidyl; or

NR^3R^4 represent together 4-acetylpiperazinyl, 4-t-butoxycarbonylpiperazinyl, 2-(3,4-dihydro-2(1H)isoquinolinyl), (2R,6S)-2,6-dimethylmorpholinyl, (2R)-2,4-dimethyl-1-piperazinyl, 2-hydroxy-3-oxomorpholinyl, imidazolyl, 2-methyl-3-oxomorpholinyl, 4-methyl-2-oxopiperazinyl, 4-methylpiperazinyl, morpholinyl, (1S,4S)-2-oxa-5-aza-bicyclo[2.2.1]hept-5-yl, 2-oxoimidazolyl, 3-oxomorpholinyl, 3-oxo-1,4-oxazepinyl, 2-oxooxazolyl, piperazinyl; piperidinyl; pyrrolidinyl; pyrrolidonyl, thiomorpholinyl; 1,1-dioxido-thiomorpholinyl;

OCOR³R⁴, wherein R³ and R⁴ are each independently selected from ethyl, hydrogen or form together with the N-atom to which they are attached morpholinyl;

R⁵O, wherein R⁵ is acetyl, benzoyl, benzyl, ethyl, 2-fluoroethyl, 2-furylcarbonyl, hydrogen, isobutyryl, isopropyl, methyl, 2-carbomethoxyphenyl, methylsulfonyl, phenyl, n-propionyl, 3-pyridinyl, 2,2,2-trifluoroethyl,

then it is preferred that T is selected from 5-chloro-1,3-dimethyl-1H-pyrazol-4-yl; 4-chloro-2,3,1-benzoxadiazolyl; 5-(dimethylamino)-1-naphthyl; 1-methylimidazol-4-yl; 1-naphthyl; 2-naphthyl; 8-quinolinyl;

thienyl substituted with one or more of (benzoylamino)methyl, bromo, chloro, 3-isoxazolyl, 2-(methylsulfonyl)-4-pyrimidinyl, 1-methyl-5-(trifluoromethyl)pyrazol-3-yl, phenylsulfonyl, pyridyl;

phenyl, substituted with one or more of (i)-(iii):

- (i) 3-acetylaminophenyl, 3-acetylphenyl, 1,3-benzodioxol-5-yl, 2-benzofuryl, 3,5-bis(trifluoromethyl)phenyl, bromo, butoxy, carboxy, chloro, 4-carboxyphenyl, 3-chloro-2-cyanophenoxy, 4-chlorophenyl, 5-chloro-2-thienyl, cyano, 3,4-dichlorophenyl, ({[4-(2-ethoxy-2-oxoethyl)-1,3-thiazol-2-yl]amino} carbonyl), fluoro, 5-fluoro-2-methoxyphenyl, 2-furyl, hydrogen, iodo, isopropyl, methanesulfonyl, methoxy, 4-methylsulfonylphenyl, 5-methyl-2-thienyl, 3-nitrophenyl, phenoxy, phenyl, n-propyl, 4-pyridyl, 2-thienyl, 3-thienyl, trifluoromethoxy, 4-trifluoromethoxyphenyl, trifluoromethyl; and, furthermore, optionally with at least one substituent selected from acetylamino, 3-acetylaminophenyl, 3-acetylphenyl, benzeneamino, 1,3-benzodioxol-5-yl, 2-benzofuryl, benzylamino, 3,5-bis(trifluoromethyl)phenyl, bromo, butoxy, carboxy, chloro, 4-carboxyphenyl, 3-chloro-2-cyanophenoxy, 4-chlorophenyl, 5-chloro-2-thienyl, cyano, 3,4-dichlorophenyl, ({[4-(2-ethoxy-2-oxoethyl)-1,3-thiazol-2-yl]amino} carbonyl), fluoro, 5-fluoro-2-methoxyphenyl, 2-furyl, hydrogen, iodo, isopropyl, methanesulfonyl, methoxy, methyl, 4-methyl-1-piperazinyl, 4-methyl-1-piperidinyl, 4-methylsulfonylphenyl, 5-methyl-2-thienyl, 4-morpholinyl, nitro, 3-nitrophenyl, phenoxy, phenyl, n-propyl, 4-pyridyl, 3-pyridylmethylamino, 1-pyrrolidinyl, 2-thienyl, 3-thienyl, 2-thienylmethylamino, trifluoromethoxy, 4-trifluoromethoxyphenyl, trifluoromethyl;

(ii) nitro, 4-morpholinyl, 1-pyrrolidinyl, acetylamino, benzeneamino, benzylamino, 3-pyridylmethylamino, 4-methyl-1-piperazinyl, 4-methyl-1-piperidinyl, or 2-thienylmethylamino in one or more of positions 2 and 3; and, furthermore, optionally with at least one substituent selected from acetylamino, 3-acetylamino, 3-acetylphenyl, benzeneamino, 1,3-benzodioxol-5-yl, 2-benzofuryl, benzylamino, 3,5-bis(trifluoromethyl)phenyl, bromo, butoxy, carboxy, chloro, 4-carboxyphenyl, 3-chloro-2-cyanophenoxy, 4-chlorophenyl, 5-chloro-2-thienyl, cyano, 3,4-dichlorophenyl, ({[4-(2-ethoxy-2-oxoethyl)-1,3-thiazol-2-yl]amino}carbonyl), fluoro, 5-fluoro-2-methoxyphenyl, 2-furyl, hydrogen, iodo, isopropyl, methanesulfonyl, methoxy, methyl, 4-methyl-1-piperazinyl, 4-methyl-1-piperidinyl, 4-methylsulfanylphenyl, 5-methyl-2-thienyl, 4-morpholinyl, nitro, 3-nitrophenyl, phenoxy, phenyl, n-propyl, 4-pyridyl, 3-pyridylmethylamino, 1-pyrrolidinyl, 2-thienyl, 3-thienyl, 2-thienylmethylamino, trifluoromethoxy, 4-trifluoromethoxyphenyl, trifluoromethyl;

(iii) methyl in position 3; and, furthermore, optionally with at least one substituent selected from acetylamino, 3-acetylamino, 3-acetylphenyl, benzeneamino, 1,3-benzodioxol-5-yl, 2-benzofuryl, benzylamino, 3,5-bis(trifluoromethyl)phenyl, bromo, butoxy, carboxy, chloro, 4-carboxyphenyl, 3-chloro-2-cyanophenoxy, 4-chlorophenyl, 5-chloro-2-thienyl, cyano, 3,4-dichlorophenyl, ({[4-(2-ethoxy-2-oxoethyl)-1,3-thiazol-2-yl]amino}carbonyl), fluoro, 5-fluoro-2-methoxyphenyl, 2-furyl, hydrogen, iodo, isopropyl, methanesulfonyl, methoxy, methyl, 4-methyl-1-piperazinyl, 4-methyl-1-piperidinyl, 4-methylsulfanylphenyl, 5-methyl-2-thienyl, 4-morpholinyl, nitro, 3-nitrophenyl, phenoxy, phenyl, n-propyl, 4-pyridyl, 3-pyridylmethylamino, 1-pyrrolidinyl, 2-thienyl, 3-thienyl, 2-thienylmethylamino, trifluoromethoxy, 4-trifluoromethoxyphenyl, trifluoromethyl;

When A_1 is a nitrogen atom and A_2 is C-Z, then it is preferred that:

Z is selected from 1-benzothien-3-yl, 3-(2,5-dimethylfuryl), pyridinyl;

thienyl substituted with one or more of chloro, methylsulfonyl; or is X-Y-R², wherein

- X is CH₂ or CO;
- Y is CH₂, CO or a single bond;

- R^2 is selected from n-propyl, azido, bromo, chloro, 2-pyridinylsulfanyl, 3-oxo-4-morpholinolinylmethylene, ethoxycarbonyl, 5-methyl-1,3,4-oxadiazol-2-yl, hydroxymethyl, 2-hydroxyethylaminomethyl, methylsulfonyloxymethyl;

NR^3R^4 , wherein R^3 and R^4 are each independently selected from acetyl, benzhydryl, 1,3-benzodioxol-5-ylmethyl, benzyl, 3-chloro-2-methylphenylsulfonyl, cyclohexyl, cyclohexylmethyl, cyclopropanecarbonyl, ethyl, 2-furylcarbonyl, 2-furylmethyl, hydrogen, 2-hydroxyethyl, 2-(1H-indol-3-yl)ethyl, isopropyl, methoxy, 2-methoxyethyl, methyl, 4-(1-methylimidazolyl)sulfonyl, methylsulfonyl, phenyl, (1S)-phenylethyl, n-propyl, tetrahydro-2-furanylmethyl, trifluoromethylsulfonyl, N-carbethoxypiperidyl; or

NR^3R^4 represent together 4-acetylpiperazinyl, 4-t-butoxycarbonylpiperazinyl, 2-(3,4-dihydro-2(1H)isoquinolinyl), (2R,6S)-2,6-dimethylmorpholinyl, (2R)-2,4-dimethyl-1-piperazinyl, 2-hydroxy-3-oxomorpholinyl, imidazolyl, 2-methyl-3-oxomorpholinyl, 4-methyl-2-oxopiperazinyl, 4-methylpiperazinyl, morpholinyl, (1S,4S)-2-oxa-5-aza-bicyclo[2.2.1]hept-5-yl, 2-oxoimidazolinyll, 3-oxomorpholinyl, 3-oxo-1,4-oxazepinyl, 2-oxooxazolinyll, piperazinyl; piperidinyl; pyrrolidinyl; pyrrolidonyll, thiomorpholinyl; 1,1-dioxido-thiomorpholinyl;

$OCNR^3R^4$, wherein R^3 and R^4 are each independently selected from ethyl, hydrogen or form together with the N-atom to which they are attached morpholinyl;

R^5O , wherein R^5 is acetyl, benzoyl, benzyl, ethyl, 2-fluoroethyl, 2-furylcarbonyl, hydrogen, isobutyryl, isopropyl, methyl, 2-carbomethoxyphenyl, methylsulfonyl, phenyl, n-propionyl, 3-pyridinyl, 2,2,2-trifluoroethyl;

When A_1 is a nitrogen and A_2 is C-Z, i e C-X-Y- R^2 , wherein X is CH_2 and Y is a single bond, then it is preferred that R^2 is selected from azido, bromo, chloro, 2-pyridinylsulfanyl, 3-oxo-4-morpholinolinylmethylene, ethoxycarbonyl, 5-methyl-1,3,4-oxadiazol-2-yl, hydroxymethyl, 2-hydroxyethylaminomethyl, methylsulfonyloxymethyl;

NR^3R^4 , wherein R^3 and R^4 are each independently selected from acetyl, benzhydryl, 1,3-benzodioxol-5-ylmethyl, benzyl, 3-chloro-2-methylphenylsulfonyl, cyclohexyl, cyclohexylmethyl, cyclopropanecarbonyl, 2-furylcarbonyl, 2-furylmethyl, hydrogen, 2-hydroxyethyl, 2-(1H-indol-3-yl)ethyl, isopropyl, methoxy, 2-methoxyethyl, 4-(1-methylimidazolyl)sulfonyl, methylsulfonyl, phenyl, (1S)-phenylethyl, tetrahydro-2-furanylmethyl, trifluoromethylsulfonyl, N-carbethoxypiperidyl; or

NR³R⁴ represent together 4-acetylpiperazinyl, 4-t-butoxycarbonylpiperazinyl, 2-(3,4-dihydro-2(1H)isoquinolinyl), (2R,6S)-2,6-dimethylmorpholinyl, (2R)-2,4-dimethyl-1-piperazinyl, 2-hydroxy-3-oxomorpholinyl, imidazolyl, 2-methyl-3-oxomorpholinyl, 4-methyl-2-oxopiperazinyl, 4-methylpiperazinyl, morpholinyl, (1S,4S)-2-oxa-5-aza-bicyclo[2.2.1]hept-5-yl, 2-oxoimidazoliny, 3-oxomorpholinyl, 3-oxo-1,4-oxazepinyl, 2-oxooxazoliny, piperazinyl; piperidinyl; pyrrolidinyl; pyrrolidonyl, thiomorpholinyl; 1,1-dioxido-thiomorpholinyl;

CONR³R⁴, wherein R³ and R⁴ are each independently selected from ethyl, hydrogen or form together with the N-atom to which they are attached morpholinyl;

R⁵O, wherein R⁵ is acetyl, benzoyl, benzyl, 2-fluoroethyl, 2-furylcarbonyl, hydrogen, isobutyryl, isopropyl, 2-carbomethoxyphenyl, methylsulfonyl, phenyl, n-propionyl, 3-pyridinyl, 2,2,2-trifluoroethyl.

When A₁ is a nitrogen and A₂ is C-Z, i.e. C-X-Y-R², wherein X is CH₂ and Y is CH₂, then it is preferred that R² is selected from azido, bromo, chloro, 2-pyridinylsulfanyl, 3-oxo-4-morpholinylmethylene, ethoxycarbonyl, 5-methyl-1,3,4-oxadiazol-2-yl, hydroxymethyl, 2-hydroxyethylaminomethyl, methylsulfonyloxymethyl;

NR³R⁴, wherein R³ and R⁴ are each independently selected from acetyl, benzhydryl, 1,3-benzodioxol-5-ylmethyl, benzyl, 3-chloro-2-methylphenylsulfonyl, cyclohexyl, cyclohexylmethyl, cyclopropanecarbonyl, 2-furylcarbonyl, 2-furylmethyl, hydrogen, 2-hydroxyethyl, 2-(1H-indol-3-yl)ethyl, isopropyl, methoxy, 2-methoxyethyl, 4-(1-methylimidazolyl)sulfonyl, methylsulfonyl, phenyl, (1S)-phenylethyl, tetrahydro-2-furanylmethyl, trifluoromethylsulfonyl, N-carbathoxypiperidyl; or

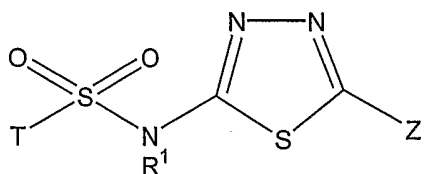
NR³R⁴ represent together 4-acetylpiperazinyl, 4-t-butoxycarbonylpiperazinyl, 2-(3,4-dihydro-2(1H)isoquinolinyl), (2R,6S)-2,6-dimethylmorpholinyl, (2R)-2,4-dimethyl-1-piperazinyl, 2-hydroxy-3-oxomorpholinyl, imidazolyl, 2-methyl-3-oxomorpholinyl, 4-methyl-2-oxopiperazinyl, 4-methylpiperazinyl, morpholinyl, (1S,4S)-2-oxa-5-aza-bicyclo[2.2.1]hept-5-yl, 2-oxoimidazoliny, 3-oxomorpholinyl, 3-oxo-1,4-oxazepinyl, 2-oxooxazoliny, piperazinyl; piperidinyl; pyrrolidinyl; pyrrolidonyl, thiomorpholinyl; 1,1-dioxido-thiomorpholinyl;

CONR³R⁴, wherein R³ and R⁴ are each independently selected from ethyl, hydrogen or form together with the N-atom to which they are attached morpholinyl;

R⁵O, wherein R⁵ is acetyl, benzoyl, benzyl, ethyl, 2-fluoroethyl, 2-furylcarbonyl, hydrogen, isobutyryl, isopropyl, methyl, 2-carbomethoxyphenyl, methylsulfonyl, phenyl, n-propionyl, 3-pyridinyl, 2,2,2-trifluoroethyl.

The following list shows particularly preferred compounds. They are divided into the following categories:

1) 1,3,4-thiadiazole derivatives of formula (II):



- ethyl (5-{{[(3-chloro-2-methylphenyl)sulfonyl]amino}}-1,3,4-thiadiazol-2-yl)acetate
- 10 • (5-{{[(3-chloro-2-methylphenyl)sulfonyl]amino}}-1,3,4-thiadiazol-2-yl)acetic acid
- 2-(5-{{[(3-chloro-2-methylphenyl)sulfonyl]amino}}-1,3,4-thiadiazol-2-yl)-N-methylacetamide
- 2-(5-{{[(3-chloro-2-methylphenyl)sulfonyl]amino}}-1,3,4-thiadiazol-2-yl)-N-ethylacetamide
- 15 • 2,5-dichloro-N-[5-(3-chlorothien-2-yl)-1,3,4-thiadiazol-2-yl]benzenesulfonamide
- isopropyl (5-{{[(3-chloro-2-methylphenyl)sulfonyl]amino}}-1,3,4-thiadiazol-2-yl)acetate
- 3-chloro-N-[5-(2-hydroxyethyl)-1,3,4-thiadiazol-2-yl]-2-methylbenzenesulfonamide
- 3-chloro-N-[5-(2-ethoxyethyl)-1,3,4-thiadiazol-2-yl]-2-methylbenzenesulfonamide
- 20 • 2-(5-{{[(3-chloro-2-methylphenyl)sulfonyl]amino}}-1,3,4-thiadiazol-2-yl)-N,N-diethylacetamide
- methyl (5-{{[(3-chloro-2-methylphenyl)sulfonyl]amino}}-1,3,4-thiadiazol-2-yl)acetate
- 3-chloro-N-[5-(2-isopropoxyethyl)-1,3,4-thiadiazol-2-yl]-2-methylbenzenesulfonamide
- 25 • 3-chloro-N-[5-(2-methoxyethyl)-1,3,4-thiadiazol-2-yl]-2-methylbenzenesulfonamide

- 2-(5-{{(3-chloro-2-methylphenyl)sulfonyl}amino}-1,3,4-thiadiazol-2-yl)ethyl methanesulfonate
- 2-(5-{{(3-chloro-2-methylphenyl)sulfonyl}amino}-1,3,4-thiadiazol-2-yl)acetamide
- 3-chloro-N-{{5-[2-(2-fluoroethoxy)ethyl]-1,3,4-thiadiazol-2-yl}-2-
5 methylbenzenesulfonamide
- 3-chloro-2-methyl-N-{{5-[2-(2,2,2-trifluoroethoxy)ethyl]-1,3,4-thiadiazol-2-yl}benzenesulfonamide
- 2-(5-{{(3-chloro-2-methylphenyl)sulfonyl}amino}-1,3,4-thiadiazol-2-yl)ethyl acetate
- 3-chloro-2-methyl-N-{{5-(2-morpholin-4-ylethyl)-1,3,4-thiadiazol-2-
10 yl}benzenesulfonamide
- N-{{5-(2-bromoethyl)-1,3,4-thiadiazol-2-yl}-3-chloro-2-methylbenzenesulfonamide
- 2-(5-{{(3-chloro-2-methylphenyl)sulfonyl}amino}-1,3,4-thiadiazol-2-yl)ethyl morpholine-4-carboxylate
- 2-(5-{{(3-chloro-2-methylphenyl)sulfonyl}amino}-1,3,4-thiadiazol-2-yl)ethyl
15 diethylcarbamate
- 2-(5-{{(3-chloro-2-methylphenyl)sulfonyl}amino}-1,3,4-thiadiazol-2-yl)ethyl propionate
- 2-(5-{{(3-chloro-2-methylphenyl)sulfonyl}amino}-1,3,4-thiadiazol-2-yl)ethyl 2-
methylpropanoate
- 2-(5-{{(3-chloro-2-methylphenyl)sulfonyl}amino}-1,3,4-thiadiazol-2-yl)ethyl 2-
20 furoate
- 2-(5-{{(3-chloro-2-methylphenyl)sulfonyl}amino}-1,3,4-thiadiazol-2-yl)ethyl benzoate
- 2-(5-{{(3-chloro-2-methylphenyl)sulfonyl}amino}-1,3,4-thiadiazol-2-yl)-N-methoxy-
25 N-methylacetamide
- 2-(5-{{(3-chloro-2-methylphenyl)sulfonyl}amino}-1,3,4-thiadiazol-2-yl)ethyl ethylcarbamate
- N-{{2-(5-{{(3-chloro-2-methylphenyl)sulfonyl}amino}-1,3,4-thiadiazol-2-yl)ethyl}-N-
ethylacetamide
- 3-chloro-2-methyl-N-{{5-(2-oxopentyl)-1,3,4-thiadiazol-2-yl}benzenesulfonamide
30

- N-{5-[2-(1,1-dioxidothiomorpholin-4-yl)-2-oxoethyl]-1,3,4-thiadiazol-2-yl}-4-propylbenzenesulfonamide
- 2,4,6-trichloro-N-[5-(2-morpholin-4-ylethyl)-1,3,4-thiadiazol-2-yl]benzenesulfonamide
- 5 • 2,4-dichloro-N-[5-(2-morpholin-4-ylethyl)-1,3,4-thiadiazol-2-yl]benzenesulfonamide
- 3-chloro-2-methyl-N-{5-[2-(3-oxomorpholin-4-yl)ethyl]-1,3,4-thiadiazol-2-yl}benzenesulfonamide
- 2,4-dichloro-6-methyl-N-[5-(2-morpholin-4-ylethyl)-1,3,4-thiadiazol-2-yl]benzenesulfonamide
- 10 • N-[5-(2-morpholin-4-ylethyl)-1,3,4-thiadiazol-2-yl]-4-propylbenzenesulfonamide
- 2,4-dichloro-6-methyl-N-[5-(2-morpholin-4-yl-2-oxoethyl)-1,3,4-thiadiazol-2-yl]benzenesulfonamide
- 2,4,6-trichloro-N-[5-(2-morpholin-4-yl-2-oxoethyl)-1,3,4-thiadiazol-2-yl]benzenesulfonamide
- 15 • N-[5-(2-morpholin-4-yl-2-oxoethyl)-1,3,4-thiadiazol-2-yl]-1,1'-biphenyl-4-sulfonamide
- N-[5-(2-morpholin-4-yl-2-oxoethyl)-1,3,4-thiadiazol-2-yl]-4-propylbenzenesulfonamide
- N-[5-(2-oxo-2-thiomorpholin-4-ylethyl)-1,3,4-thiadiazol-2-yl]-1,1'-biphenyl-4-sulfonamide
- 20 • N-[5-(2-oxo-2-thiomorpholin-4-ylethyl)-1,3,4-thiadiazol-2-yl]-4-propylbenzenesulfonamide
- 2,4-dichloro-6-methyl-N-[5-(2-oxo-2-thiomorpholin-4-ylethyl)-1,3,4-thiadiazol-2-yl]benzenesulfonamide
- 25 • N-[5-(2-oxo-2-piperidin-1-ylethyl)-1,3,4-thiadiazol-2-yl]-1,1'-biphenyl-4-sulfonamide
- N-[5-(2-oxo-2-piperidin-1-ylethyl)-1,3,4-thiadiazol-2-yl]-4-propylbenzenesulfonamide
- 2,4-dichloro-6-methyl-N-[5-(2-oxo-2-piperidin-1-ylethyl)-1,3,4-thiadiazol-2-yl]benzenesulfonamide
- 30

- 2,4,6-trichloro-N-[5-(2-oxo-2-piperidin-1-ylethyl)-1,3,4-thiadiazol-2-yl]benzenesulfonamide
- ethyl (5-{{(3-chloro-2-methylphenyl)sulfonyl}amino}-1,3,4-thiadiazol-2-yl)(oxo)acetate
- 5 • 2-{5-[(1,1'-biphenyl-4-ylsulfonyl)amino]-1,3,4-thiadiazol-2-yl}-N-ethyl-N-methylacetamide
- N-ethyl-N-methyl-2-(5-{{(4-propylphenyl)sulfonyl}amino}-1,3,4-thiadiazol-2-yl)acetamide
- 2-(5-{{(2,4-dichloro-6-methylphenyl)sulfonyl}amino}-1,3,4-thiadiazol-2-yl)-N-ethyl-N-methylacetamide
- 10 • N-ethyl-N-methyl-2-(5-{{(2,4,6-trichlorophenyl)sulfonyl}amino}-1,3,4-thiadiazol-2-yl)acetamide
- 2,4,6-trichloro-N-[5-(2-oxo-2-thiomorpholin-4-ylethyl)-1,3,4-thiadiazol-2-yl]benzenesulfonamide
- 15 • 2-{5-[(1,1'-biphenyl-4-ylsulfonyl)amino]-1,3,4-thiadiazol-2-yl}-N-isopropyl-N-methylacetamide
- 2-{5-[(1,1'-biphenyl-4-ylsulfonyl)amino]-1,3,4-thiadiazol-2-yl}-N,N-diethylacetamide
- N,N-diethyl-2-(5-{{(4-propylphenyl)sulfonyl}amino}-1,3,4-thiadiazol-2-yl)acetamide
- 20 • 2-(5-{{(2,4-dichloro-6-methylphenyl)sulfonyl}amino}-1,3,4-thiadiazol-2-yl)-N,N-diethylacetamide
- N,N-diethyl-2-(5-{{(2,4,6-trichlorophenyl)sulfonyl}amino}-1,3,4-thiadiazol-2-yl)acetamide
- 2-{5-[(1,1'-biphenyl-4-ylsulfonyl)amino]-1,3,4-thiadiazol-2-yl}-N,N-diisopropylacetamide
- 25 • N,N-diisopropyl-2-(5-{{(4-propylphenyl)sulfonyl}amino}-1,3,4-thiadiazol-2-yl)acetamide
- 2-(5-{{(2,4-dichloro-6-methylphenyl)sulfonyl}amino}-1,3,4-thiadiazol-2-yl)-N,N-diisopropylacetamide

- N,N-diisopropyl-2-(5-{{(2,4,6-trichlorophenyl)sulfonyl}amino}-1,3,4-thiadiazol-2-yl)acetamide
- 4-propyl-N-(5-pyridin-3-yl-1,3,4-thiadiazol-2-yl)benzenesulfonamide
- 3-chloro-N-[5-(5-chlorothien-2-yl)-1,3,4-thiadiazol-2-yl]-2-
5 methylbenzenesulfonamide
- 2,4,6-trichloro-N-(5-pyridin-3-yl-1,3,4-thiadiazol-2-yl)benzenesulfonamide
- 2,4,6-trichloro-N-[5-(5-chlorothien-2-yl)-1,3,4-thiadiazol-2-yl]benzenesulfonamide
- N-(5-pyridin-3-yl-1,3,4-thiadiazol-2-yl)-1,1'-biphenyl-4-sulfonamide
- 2,4-dichloro-6-methyl-N-(5-pyridin-3-yl-1,3,4-thiadiazol-2-yl)benzenesulfonamide
- 10 • 2,4-dichloro-N-[5-(5-chlorothien-2-yl)-1,3,4-thiadiazol-2-yl]-6-
methylbenzenesulfonamide
- 2-(5-{{(3-chloro-2-methylphenyl)sulfonyl}amino}-1,3,4-thiadiazol-2-yl)-N,N-
dipropylacetamide
- 3-chloro-2-methyl-N-[5-(2-oxo-2-piperazin-1-ylethyl)-1,3,4-thiadiazol-2-
15 yl]benzenesulfonamide
- 2,4-dichloro-N-[5-(2,5-dimethyl-3-furyl)-1,3,4-thiadiazol-2-yl]-6-
methylbenzenesulfonamide
- N-[5-(3-chlorothien-2-yl)-1,3,4-thiadiazol-2-yl]-4-propylbenzenesulfonamide
- 3-chloro-N-[5-(3-chlorothien-2-yl)-1,3,4-thiadiazol-2-yl]-2-
20 methylbenzenesulfonamide
- 2,4,6-trichloro-N-[5-(3-chlorothien-2-yl)-1,3,4-thiadiazol-2-yl]benzenesulfonamide
- 2,4-dichloro-N-[5-(3-chlorothien-2-yl)-1,3,4-thiadiazol-2-yl]-6-
methylbenzenesulfonamide
- 4-bromo-2-methyl-N-[5-(2-morpholin-4-yl-2-oxoethyl)-1,3,4-thiadiazol-2-
25 yl]benzenesulfonamide
- N-[5-(2-morpholin-4-yl-2-oxoethyl)-1,3,4-thiadiazol-2-yl]-2,4-
bis(trifluoromethyl)benzenesulfonamide
- 2-methyl-N-[5-(2-morpholin-4-yl-2-oxoethyl)-1,3,4-thiadiazol-2-yl]-4-
(trifluoromethoxy)benzenesulfonamide

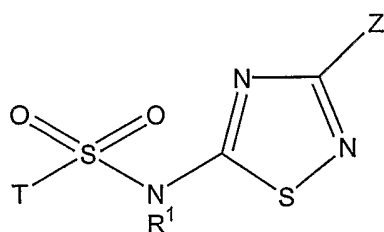
- N-[5-(2-morpholin-4-yl-2-oxoethyl)-1,3,4-thiadiazol-2-yl]-4-phenoxybenzenesulfonamide
- 4-chloro-2,6-dimethyl-N-[5-(2-morpholin-4-yl-2-oxoethyl)-1,3,4-thiadiazol-2-yl]benzenesulfonamide
- 5 • 2,4-dichloro-N-[5-(2-morpholin-4-yl-2-oxoethyl)-1,3,4-thiadiazol-2-yl]benzenesulfonamide
- tert-butyl 4-[(5-[[[(3-chloro-2-methylphenyl)sulfonyl]amino]-1,3,4-thiadiazol-2-yl]acetyl]piperazine-1-carboxylate
- 2-(5-[[[(3-chloro-2-methylphenyl)sulfonyl]amino]-1,3,4-thiadiazol-2-yl]-N,N-dimethylacetamide
- 10 • 3-chloro-2-methyl-N-{5-[2-(pyridin-3-yloxy)ethyl]-1,3,4-thiadiazol-2-yl}benzenesulfonamide
- 2-(5-[[[(3-chloro-2-methylphenyl)sulfonyl]amino]-1,3,4-thiadiazol-2-yl]-N-isopropyl-N-methylacetamide
- 15 • 2-(5-[[[(3-chloro-2-methylphenyl)sulfonyl]amino]-1,3,4-thiadiazol-2-yl]-N-ethyl-N-methylacetamide
- 3-chloro-2-methyl-N-[5-(2-oxo-2-thiomorpholin-4-ylethyl)-1,3,4-thiadiazol-2-yl]benzenesulfonamide
- 3-chloro-2-methyl-N-[5-(2-morpholin-4-yl-2-oxoethyl)-1,3,4-thiadiazol-2-yl]benzenesulfonamide
- 20 • 2-(5-[[[(3-chloro-2-methylphenyl)sulfonyl]amino]-1,3,4-thiadiazol-2-yl]-N,N-diisopropylacetamide
- 3-chloro-2-methyl-N-[5-(2-oxo-2-pyrrolidin-1-ylethyl)-1,3,4-thiadiazol-2-yl]benzenesulfonamide
- 25 • 3-chloro-2-methyl-N-[5-(2-oxo-2-piperidin-1-ylethyl)-1,3,4-thiadiazol-2-yl]benzenesulfonamide
- 3-chloro-2-methyl-N-[5-(morpholin-4-ylmethyl)-1,3,4-thiadiazol-2-yl]benzenesulfonamide
- 3-chloro-N-{5-[2-(1H-imidazol-1-yl)ethyl]-1,3,4-thiadiazol-2-yl}-2-methylbenzenesulfonamide
- 30

- 2,4,5-trichloro-N-[5-(3-chlorothien-2-yl)-1,3,4-thiadiazol-2-yl]benzenesulfonamide
- 2,3,4-trichloro-N-[5-(3-chlorothien-2-yl)-1,3,4-thiadiazol-2-yl]benzenesulfonamide
- 4-bromo-N-[5-(3-chlorothien-2-yl)-1,3,4-thiadiazol-2-yl]-2,5-difluorobenzenesulfonamide
- 5 • 4-bromo-5-chloro-N-[5-(3-chlorothien-2-yl)-1,3,4-thiadiazol-2-yl]thiophene-2-sulfonamide
- 2,6-dichloro-N-[5-(3-chlorothien-2-yl)-1,3,4-thiadiazol-2-yl]benzenesulfonamide
- N-[2-(5-[[3-chloro-2-methylphenyl)sulfonyl]amino]-1,3,4-thiadiazol-2-yl)ethyl]acetamide
- 10 • 3-chloro-2-methyl-N-(5-{2-[(methylsulfonyl)amino]ethyl}-1,3,4-thiadiazol-2-yl)benzenesulfonamide
- 3-chloro-2-methyl-N-{5-[2-(3-oxo-1,4-oxazepan-4-yl)ethyl]-1,3,4-thiadiazol-2-yl}benzenesulfonamide
- 3-chloro-2-methyl-N-{5-[2-(2-oxopyrrolidin-1-yl)ethyl]-1,3,4-thiadiazol-2-yl}benzenesulfonamide
- 15 • 3-chloro-2-methyl-N-(5-{2-[methyl(methylsulfonyl)amino]ethyl}-1,3,4-thiadiazol-2-yl)benzenesulfonamide
- N-[2-(5-[[3-chloro-2-methylphenyl)sulfonyl]amino]-1,3,4-thiadiazol-2-yl)ethyl]-N-methylcyclopropanecarboxamide
- 20 • 3-chloro-2-methyl-N-{5-[2-(4-methyl-2-oxopiperazin-1-yl)ethyl]-1,3,4-thiadiazol-2-yl}benzenesulfonamide
- 3-chloro-2-methyl-N-[5-(2-[[trifluoromethyl)sulfonyl]amino]ethyl)-1,3,4-thiadiazol-2-yl]benzenesulfonamide
- 2,4-dichloro-N-{5-[2-(3-oxomorpholin-4-yl)ethyl]-1,3,4-thiadiazol-2-yl}benzenesulfonamide
- 25 • 2,4-dichloro-6-methyl-N-{5-[2-(3-oxomorpholin-4-yl)ethyl]-1,3,4-thiadiazol-2-yl}benzenesulfonamide
- 2,4,6-trichloro-N-{5-[2-(3-oxomorpholin-4-yl)ethyl]-1,3,4-thiadiazol-2-yl}benzenesulfonamide

- 4-(2-furyl)-N-[5-(2-morpholin-4-yl-2-oxoethyl)-1,3,4-thiadiazol-2-yl]benzenesulfonamide
- 5'-fluoro-2'-methoxy-N-[5-(2-morpholin-4-yl-2-oxoethyl)-1,3,4-thiadiazol-2-yl]-1,1'-biphenyl-4-sulfonamide
- 5 • 4-(5-methylthien-2-yl)-N-[5-(2-morpholin-4-yl-2-oxoethyl)-1,3,4-thiadiazol-2-yl]benzenesulfonamide
- 3'-acetyl-N-[5-(2-morpholin-4-yl-2-oxoethyl)-1,3,4-thiadiazol-2-yl]-1,1'-biphenyl-4-sulfonamide
- N-[5-(2-morpholin-4-yl-2-oxoethyl)-1,3,4-thiadiazol-2-yl]-4'-(trifluoromethoxy)-1,1'-
10 biphenyl-4-sulfonamide
- 3',4'-dichloro-N-[5-(2-morpholin-4-yl-2-oxoethyl)-1,3,4-thiadiazol-2-yl]-1,1'-biphenyl-4-sulfonamide
- 4-(1,3-benzodioxol-5-yl)-N-[5-(2-morpholin-4-yl-2-oxoethyl)-1,3,4-thiadiazol-2-yl]benzenesulfonamide
- 15 • 4-(5-chlorothien-2-yl)-N-[5-(2-morpholin-4-yl-2-oxoethyl)-1,3,4-thiadiazol-2-yl]benzenesulfonamide
- N-[5-(2-morpholin-4-yl-2-oxoethyl)-1,3,4-thiadiazol-2-yl]-4-pyridin-4-ylbenzenesulfonamide
- N-[4'-({[5-(2-morpholin-4-yl-2-oxoethyl)-1,3,4-thiadiazol-2-yl]amino}sulfonyl)-1,1'-
20 biphenyl-3-yl]acetamide
- N-[5-(2-morpholin-4-yl-2-oxoethyl)-1,3,4-thiadiazol-2-yl]-4-thien-3-ylbenzenesulfonamide
- N-[5-(2-morpholin-4-yl-2-oxoethyl)-1,3,4-thiadiazol-2-yl]-4-thien-2-ylbenzenesulfonamide
- 25 • 4'-(methylthio)-N-[5-(2-morpholin-4-yl-2-oxoethyl)-1,3,4-thiadiazol-2-yl]-1,1'-biphenyl-4-sulfonamide
- N-[5-(2-morpholin-4-yl-2-oxoethyl)-1,3,4-thiadiazol-2-yl]-3',5'-bis(trifluoromethyl)-1,1'-biphenyl-4-sulfonamide
- 4'-chloro-N-[5-(2-morpholin-4-yl-2-oxoethyl)-1,3,4-thiadiazol-2-yl]-1,1'-biphenyl-4-sulfonamide
30

- N-[5-(2-morpholin-4-yl-2-oxoethyl)-1,3,4-thiadiazol-2-yl]-3'-nitro-1,1'-biphenyl-4-sulfonamide
- 3-chloro-2-methyl-N-[5-(2-{methyl[(trifluoromethyl)sulfonyl]amino}ethyl)-1,3,4-thiadiazol-2-yl]benzenesulfonamide
- 5 • N-[2-(5-{{(3-chloro-2-methylphenyl)sulfonyl}amino}-1,3,4-thiadiazol-2-yl)ethyl]-1-methyl-1H-imidazole-4-sulfonamide
- 3-chloro-N-{5-[2-(2-hydroxy-3-oxomorpholin-4-yl)ethyl]-1,3,4-thiadiazol-2-yl}-2-methylbenzenesulfonamide
- 4,5-dichloro-N-{5-[2-(3-oxomorpholin-4-yl)ethyl]-1,3,4-thiadiazol-2-yl}thiophene-2-sulfonamide
- 10 • N-{5-[2-(3-oxomorpholin-4-yl)ethyl]-1,3,4-thiadiazol-2-yl}-4-phenoxybenzenesulfonamide
- 3-fluoro-N-{5-[2-(3-oxomorpholin-4-yl)ethyl]-1,3,4-thiadiazol-2-yl}benzenesulfonamide
- 15 • N-{5-[2-(3-oxomorpholin-4-yl)ethyl]-1,3,4-thiadiazol-2-yl}-5-pyridin-2-ylthiophene-2-sulfonamide
- N-{2-chloro-4-[(5-[2-(3-oxomorpholin-4-yl)ethyl]-1,3,4-thiadiazol-2-yl)amino]sulfonyl]phenyl}acetamide

20 2) 1,2,4-thiadiazole derivatives of formula (III):



- ethyl (5-{{(3-chloro-2-methylphenyl)sulfonyl}amino}-1,2,4-thiadiazol-3-yl)acetate
- (5-{{(3-chloro-2-methylphenyl)sulfonyl}amino}-1,2,4-thiadiazol-3-yl)acetic acid
- 25 • 2-(5-{{(3-chloro-2-methylphenyl)sulfonyl}amino}-1,2,4-thiadiazol-3-yl)-N-methylacetamide

- 2-(5-{{(3-chloro-2-methylphenyl)sulfonyl}amino}-1,2,4-thiadiazol-3-yl)-N-ethylacetamide
- 2,5-dichloro-N-[3-(3-chlorothien-2-yl)-1,2,4-thiadiazol-5-yl]benzenesulfonamide
- isopropyl (5-{{(3-chloro-2-methylphenyl)sulfonyl}amino}-1,2,4-thiadiazol-3-yl)acetate
- 3-chloro-N-[3-(2-hydroxyethyl)-1,2,4-thiadiazol-5-yl]-2-methylbenzenesulfonamide
- 3-chloro-N-[3-(2-ethoxyethyl)-1,2,4-thiadiazol-5-yl]-2-methylbenzenesulfonamide
- 2-(5-{{(3-chloro-2-methylphenyl)sulfonyl}amino}-1,2,4-thiadiazol-3-yl)-N,N-diethylacetamide
- methyl (5-{{(3-chloro-2-methylphenyl)sulfonyl}amino}-1,2,4-thiadiazol-3-yl)acetate
- 3-chloro-N-[3-(2-isopropoxyethyl)-1,2,4-thiadiazol-5-yl]-2-methylbenzenesulfonamide
- 3-chloro-N-[3-(2-methoxyethyl)-1,2,4-thiadiazol-5-yl]-2-methylbenzenesulfonamide
- 2-(5-{{(3-chloro-2-methylphenyl)sulfonyl}amino}-1,2,4-thiadiazol-3-yl)ethyl methanesulfonate
- 2-(5-{{(3-chloro-2-methylphenyl)sulfonyl}amino}-1,2,4-thiadiazol-3-yl)acetamide
- 3-chloro-N-{3-[2-(2-fluoroethoxy)ethyl]-1,2,4-thiadiazol-5-yl}-2-methylbenzenesulfonamide
- 3-chloro-2-methyl-N-{3-[2-(2,2,2-trifluoroethoxy)ethyl]-1,2,4-thiadiazol-5-yl}benzenesulfonamide
- 2-(5-{{(3-chloro-2-methylphenyl)sulfonyl}amino}-1,2,4-thiadiazol-3-yl)ethyl acetate
- 3-chloro-2-methyl-N-[3-(2-morpholin-4-ylethyl)-1,2,4-thiadiazol-5-yl]benzenesulfonamide
- N-[3-(2-bromoethyl)-1,2,4-thiadiazol-5-yl]-3-chloro-2-methylbenzenesulfonamide
- 2-(5-{{(3-chloro-2-methylphenyl)sulfonyl}amino}-1,2,4-thiadiazol-3-yl)ethyl morpholine-4-carboxylate
- 2-(5-{{(3-chloro-2-methylphenyl)sulfonyl}amino}-1,2,4-thiadiazol-3-yl)ethyl diethylcarbamate
- 2-(5-{{(3-chloro-2-methylphenyl)sulfonyl}amino}-1,2,4-thiadiazol-3-yl)ethyl propionate

- 2-(5-{{(3-chloro-2-methylphenyl)sulfonyl}amino}-1,2,4-thiadiazol-3-yl)ethyl 2-methylpropanoate
- 2-(5-{{(3-chloro-2-methylphenyl)sulfonyl}amino}-1,2,4-thiadiazol-3-yl)ethyl 2-furoate
- 5 • 2-(5-{{(3-chloro-2-methylphenyl)sulfonyl}amino}-1,2,4-thiadiazol-3-yl)ethyl benzoate
- 2-(5-{{(3-chloro-2-methylphenyl)sulfonyl}amino}-1,2,4-thiadiazol-3-yl)-N-methoxy-N-methylacetamide
- 3-chloro-N-{{3-[2-(diethylamino)ethyl]-1,2,4-thiadiazol-5-yl}}-2-
- 10 methylbenzenesulfonamide
- 2-(5-{{(3-chloro-2-methylphenyl)sulfonyl}amino}-1,2,4-thiadiazol-3-yl)ethyl ethylcarbamate
- N-[2-(5-{{(3-chloro-2-methylphenyl)sulfonyl}amino}-1,2,4-thiadiazol-3-yl)ethyl]-N-
- 15 ethylacetamide
- 3-chloro-2-methyl-N-[3-(2-oxopentyl)-1,2,4-thiadiazol-5-yl]benzenesulfonamide
- N-{{3-[2-(1,1-dioxidothiomorpholin-4-yl)-2-oxoethyl]-1,2,4-thiadiazol-5-yl}}-4-propylbenzenesulfonamide
- 2,4,6-trichloro-N-[3-(2-morpholin-4-ylethyl)-1,2,4-thiadiazol-5-yl]benzenesulfonamide
- 20 • 2,4-dichloro-N-[3-(2-morpholin-4-ylethyl)-1,2,4-thiadiazol-5-yl]benzenesulfonamide
- 3-chloro-2-methyl-N-{{3-[2-(3-oxomorpholin-4-yl)ethyl]-1,2,4-thiadiazol-5-yl}}benzenesulfonamide
- 2,4-dichloro-6-methyl-N-[3-(2-morpholin-4-ylethyl)-1,2,4-thiadiazol-5-yl]benzenesulfonamide
- 25 • N-[3-(2-morpholin-4-ylethyl)-1,2,4-thiadiazol-5-yl]-4-propylbenzenesulfonamide
- 2,4-dichloro-6-methyl-N-[3-(2-morpholin-4-yl-2-oxoethyl)-1,2,4-thiadiazol-5-yl]benzenesulfonamide
- 2,4,6-trichloro-N-[3-(2-morpholin-4-yl-2-oxoethyl)-1,2,4-thiadiazol-5-yl]benzenesulfonamide

- N-[3-(2-morpholin-4-yl-2-oxoethyl)-1,2,4-thiadiazol-5-yl]-1,1'-biphenyl-4-sulfonamide
- N-[3-(2-morpholin-4-yl-2-oxoethyl)-1,2,4-thiadiazol-5-yl]-4-propylbenzenesulfonamide
- 5 • N-[3-(2-oxo-2-thiomorpholin-4-ylethyl)-1,2,4-thiadiazol-5-yl]-1,1'-biphenyl-4-sulfonamide
- N-[3-(2-oxo-2-thiomorpholin-4-ylethyl)-1,2,4-thiadiazol-5-yl]-4-propylbenzenesulfonamide
- 2,4-dichloro-6-methyl-N-[3-(2-oxo-2-thiomorpholin-4-ylethyl)-1,2,4-thiadiazol-5-yl]benzenesulfonamide
- 10 • N-[3-(2-oxo-2-piperidin-1-ylethyl)-1,2,4-thiadiazol-5-yl]-1,1'-biphenyl-4-sulfonamide
- N-[3-(2-oxo-2-piperidin-1-ylethyl)-1,2,4-thiadiazol-5-yl]-4-propylbenzenesulfonamide
- 15 • 2,4-dichloro-6-methyl-N-[3-(2-oxo-2-piperidin-1-ylethyl)-1,2,4-thiadiazol-5-yl]benzenesulfonamide
- 2,4,6-trichloro-N-[3-(2-oxo-2-piperidin-1-ylethyl)-1,2,4-thiadiazol-5-yl]benzenesulfonamide
- N-(3-phenyl-1,2,4-thiadiazol-5-yl)-4-propylbenzenesulfonamide
- 20 • ethyl (5-[(3-chloro-2-methylphenyl)sulfonyl]amino)-1,2,4-thiadiazol-3-yl)(oxo)acetate
- 3-chloro-2-methyl-N-(3-phenyl-1,2,4-thiadiazol-5-yl)benzenesulfonamide
- 3-chloro-N-[3-(4-fluoro-3-methylphenyl)-1,2,4-thiadiazol-5-yl]-2-methylbenzenesulfonamide
- 25 • 2,4,6-trichloro-N-(3-phenyl-1,2,4-thiadiazol-5-yl)benzenesulfonamide
- N-(3-phenyl-1,2,4-thiadiazol-5-yl)-1,1'-biphenyl-4-sulfonamide
- 2,4-dichloro-6-methyl-N-(3-phenyl-1,2,4-thiadiazol-5-yl)benzenesulfonamide
- 2-{5-[(1,1'-biphenyl-4-ylsulfonyl)amino]-1,2,4-thiadiazol-3-yl}-N-ethyl-N-methylacetamide

- N-ethyl-N-methyl-2-(5-{{(4-propylphenyl)sulfonyl}amino}-1,2,4-thiadiazol-3-yl)acetamide
- 2-(5-{{(2,4-dichloro-6-methylphenyl)sulfonyl}amino}-1,2,4-thiadiazol-3-yl)-N-ethyl-N-methylacetamide
- 5 • N-ethyl-N-methyl-2-(5-{{(2,4,6-trichlorophenyl)sulfonyl}amino}-1,2,4-thiadiazol-3-yl)acetamide
- 2,4,6-trichloro-N-[3-(2-oxo-2-thiomorpholin-4-ylethyl)-1,2,4-thiadiazol-5-yl]benzenesulfonamide
- 2-{5-[(1,1'-biphenyl-4-ylsulfonyl)amino]-1,2,4-thiadiazol-3-yl}-N-isopropyl-N-methylacetamide
- 10 • 2-{5-[(1,1'-biphenyl-4-ylsulfonyl)amino]-1,2,4-thiadiazol-3-yl}-N,N-diethylacetamide
- N,N-diethyl-2-(5-{{(4-propylphenyl)sulfonyl}amino}-1,2,4-thiadiazol-3-yl)acetamide
- 2-(5-{{(2,4-dichloro-6-methylphenyl)sulfonyl}amino}-1,2,4-thiadiazol-3-yl)-N,N-diethylacetamide
- 15 • N,N-diethyl-2-(5-{{(2,4,6-trichlorophenyl)sulfonyl}amino}-1,2,4-thiadiazol-3-yl)acetamide
- 2-{5-[(1,1'-biphenyl-4-ylsulfonyl)amino]-1,2,4-thiadiazol-3-yl}-N,N-diisopropylacetamide
- 20 • N,N-diisopropyl-2-(5-{{(4-propylphenyl)sulfonyl}amino}-1,2,4-thiadiazol-3-yl)acetamide
- 2-(5-{{(2,4-dichloro-6-methylphenyl)sulfonyl}amino}-1,2,4-thiadiazol-3-yl)-N,N-diisopropylacetamide
- N,N-diisopropyl-2-(5-{{(2,4,6-trichlorophenyl)sulfonyl}amino}-1,2,4-thiadiazol-3-yl)acetamide
- 25 • N-[4-(5-{{(4-propylphenyl)sulfonyl}amino}-1,2,4-thiadiazol-3-yl)phenyl]acetamide
- 4-propyl-N-(3-pyridin-3-yl-1,2,4-thiadiazol-5-yl)benzenesulfonamide
- N-[3-(2-chloro-5-nitrophenyl)-1,2,4-thiadiazol-5-yl]-4-propylbenzenesulfonamide
- N-[3-(2-chlorophenyl)-1,2,4-thiadiazol-5-yl]-4-propylbenzenesulfonamide

- 3-chloro-N-[3-(2-chloro-5-nitrophenyl)-1,2,4-thiadiazol-5-yl]-2-methylbenzenesulfonamide
- 3-chloro-N-[3-(5-chlorothien-2-yl)-1,2,4-thiadiazol-5-yl]-2-methylbenzenesulfonamide
- 5 • 3-chloro-N-[3-(2-chlorophenyl)-1,2,4-thiadiazol-5-yl]-2-methylbenzenesulfonamide
- N-[4-(5-{{(2,4,6-trichlorophenyl)sulfonyl}amino})-1,2,4-thiadiazol-3-yl]phenyl]acetamide
- 2,4,6-trichloro-N-(3-pyridin-3-yl-1,2,4-thiadiazol-5-yl)benzenesulfonamide
- 2,4,6-trichloro-N-[3-(2-chloro-5-nitrophenyl)-1,2,4-thiadiazol-5-yl]benzenesulfonamide
- 10 • 2,4,6-trichloro-N-[3-(5-chlorothien-2-yl)-1,2,4-thiadiazol-5-yl]benzenesulfonamide
- 2,4,6-trichloro-N-[3-(2-chlorophenyl)-1,2,4-thiadiazol-5-yl]benzenesulfonamide
- N-(4-{5-[(1,1'-biphenyl-4-yl)sulfonyl]amino}-1,2,4-thiadiazol-3-yl)phenyl]acetamide
- N-(3-pyridin-3-yl-1,2,4-thiadiazol-5-yl)-1,1'-biphenyl-4-sulfonamide
- 15 • N-[3-(2-chloro-5-nitrophenyl)-1,2,4-thiadiazol-5-yl]-1,1'-biphenyl-4-sulfonamide
- N-[3-(2-chlorophenyl)-1,2,4-thiadiazol-5-yl]-1,1'-biphenyl-4-sulfonamide
- N-[4-(5-{{(2,4-dichloro-6-methylphenyl)sulfonyl}amino})-1,2,4-thiadiazol-3-yl]phenyl]acetamide
- 2,4-dichloro-6-methyl-N-(3-pyridin-3-yl-1,2,4-thiadiazol-5-yl)benzenesulfonamide
- 20 • 2,4-dichloro-N-[3-(2-chloro-5-nitrophenyl)-1,2,4-thiadiazol-5-yl]-6-methylbenzenesulfonamide
- 2,4-dichloro-N-[3-(5-chlorothien-2-yl)-1,2,4-thiadiazol-5-yl]-6-methylbenzenesulfonamide
- 2-(5-{{[(3-chloro-2-methylphenyl)sulfonyl]amino})-1,2,4-thiadiazol-3-yl)-N,N-dipropylacetamide
- 25 • 3-chloro-2-methyl-N-[3-(2-oxo-2-piperazin-1-ylethyl)-1,2,4-thiadiazol-5-yl]benzenesulfonamide
- 2,4-dichloro-N-[3-(2,5-dimethyl-3-furyl)-1,2,4-thiadiazol-5-yl]-6-methylbenzenesulfonamide
- 30 • N-[3-(3-chlorothien-2-yl)-1,2,4-thiadiazol-5-yl]-4-propylbenzenesulfonamide

- 3-chloro-N-[3-(3-chlorothien-2-yl)-1,2,4-thiadiazol-5-yl]-2-methylbenzenesulfonamide
- 2,4,6-trichloro-N-[3-(3-chlorothien-2-yl)-1,2,4-thiadiazol-5-yl]benzenesulfonamide
- 2,4-dichloro-N-[3-(3-chlorothien-2-yl)-1,2,4-thiadiazol-5-yl]-6-
5 methylbenzenesulfonamide
- 2,4-dichloro-N-[3-(2-chlorophenyl)-1,2,4-thiadiazol-5-yl]-6-methylbenzenesulfonamide
- 4-bromo-2-methyl-N-[3-(2-morpholin-4-yl-2-oxoethyl)-1,2,4-thiadiazol-5-yl]benzenesulfonamide
- 10 • N-[3-(2-morpholin-4-yl-2-oxoethyl)-1,2,4-thiadiazol-5-yl]-2,4-bis(trifluoromethyl)benzenesulfonamide
- 2-methyl-N-[3-(2-morpholin-4-yl-2-oxoethyl)-1,2,4-thiadiazol-5-yl]-4-(trifluoromethoxy)benzenesulfonamide
- N-[3-(2-morpholin-4-yl-2-oxoethyl)-1,2,4-thiadiazol-5-yl]-4-
15 phenoxybenzenesulfonamide
- 4-chloro-2,6-dimethyl-N-[3-(2-morpholin-4-yl-2-oxoethyl)-1,2,4-thiadiazol-5-yl]benzenesulfonamide
- 2,4-dichloro-N-[3-(2-morpholin-4-yl-2-oxoethyl)-1,2,4-thiadiazol-5-yl]benzenesulfonamide
- 20 • tert-butyl 4-[(5-{{[(3-chloro-2-methylphenyl)sulfonyl]amino}-1,2,4-thiadiazol-3-yl)acetyl]piperazine-1-carboxylate
- 2-(5-{{[(3-chloro-2-methylphenyl)sulfonyl]amino}-1,2,4-thiadiazol-3-yl)-N,N-dimethylacetamide
- 3-chloro-2-methyl-N-{3-[2-(pyridin-3-yloxy)ethyl]-1,2,4-thiadiazol-5-
25 yl}benzenesulfonamide
- 2-(5-{{[(3-chloro-2-methylphenyl)sulfonyl]amino}-1,2,4-thiadiazol-3-yl)-N-isopropyl-N-methylacetamide
- 2-(5-{{[(3-chloro-2-methylphenyl)sulfonyl]amino}-1,2,4-thiadiazol-3-yl)-N-ethyl-N-methylacetamide

- 3-chloro-2-methyl-N-[3-(2-oxo-2-thiomorpholin-4-ylethyl)-1,2,4-thiadiazol-5-yl]benzenesulfonamide
- 3-chloro-2-methyl-N-[3-(2-morpholin-4-yl-2-oxoethyl)-1,2,4-thiadiazol-5-yl]benzenesulfonamide
- 5 • 2-(5-[[3-(3-chloro-2-methylphenyl)sulfonyl]amino]-1,2,4-thiadiazol-3-yl)-N,N-diisopropylacetamide
- 3-chloro-2-methyl-N-[3-(2-oxo-2-pyrrolidin-1-ylethyl)-1,2,4-thiadiazol-5-yl]benzenesulfonamide
- 3-chloro-2-methyl-N-[3-(2-oxo-2-piperidin-1-ylethyl)-1,2,4-thiadiazol-5-yl]benzenesulfonamide
- 10 • 3-chloro-2-methyl-N-[3-(morpholin-4-ylmethyl)-1,2,4-thiadiazol-5-yl]benzenesulfonamide
- 3-chloro-N-{3-[2-(1H-imidazol-1-yl)ethyl]-1,2,4-thiadiazol-5-yl}-2-methylbenzenesulfonamide
- 15 • 2,4,5-trichloro-N-[3-(3-chlorothien-2-yl)-1,2,4-thiadiazol-5-yl]benzenesulfonamide
- 2,3,4-trichloro-N-[3-(3-chlorothien-2-yl)-1,2,4-thiadiazol-5-yl]benzenesulfonamide
- 2,3,4-trichloro-N-[3-(2-chlorophenyl)-1,2,4-thiadiazol-5-yl]benzenesulfonamide
- N-[4-(5-[[4-bromo-2,5-difluorophenyl)sulfonyl]amino]-1,2,4-thiadiazol-3-yl)phenyl]acetamide
- 20 • 4-bromo-N-[3-(3-chlorothien-2-yl)-1,2,4-thiadiazol-5-yl]-2,5-difluorobenzenesulfonamide
- 4,5-dichloro-N-[3-(2-chlorophenyl)-1,2,4-thiadiazol-5-yl]thiophene-2-sulfonamide
- N-[4-(5-[[2,4,5-trichlorophenyl)sulfonyl]amino]-1,2,4-thiadiazol-3-yl)phenyl]acetamide
- 25 • 4-bromo-5-chloro-N-[3-(3-chlorothien-2-yl)-1,2,4-thiadiazol-5-yl]thiophene-2-sulfonamide
- 3-bromo-5-chloro-N-[3-(2-chlorophenyl)-1,2,4-thiadiazol-5-yl]thiophene-2-sulfonamide
- N-[4-(5-[[2,6-dichlorophenyl)sulfonyl]amino]-1,2,4-thiadiazol-3-yl)phenyl]acetamide
- 30

- 2,6-dichloro-N-[3-(3-chlorothien-2-yl)-1,2,4-thiadiazol-5-yl]benzenesulfonamide
- N-[2-(5-{{(3-chloro-2-methylphenyl)sulfonyl}amino}-1,2,4-thiadiazol-3-yl)ethyl]acetamide
- 3-chloro-2-methyl-N-(3-{{2-[(methylsulfonyl)amino]ethyl}-1,2,4-thiadiazol-5-yl)benzenesulfonamide
- 5 • 3-chloro-2-methyl-N-{{3-[[2-(3-oxo-1,4-oxazepan-4-yl)ethyl]-1,2,4-thiadiazol-5-yl}benzenesulfonamide
- 3-chloro-2-methyl-N-{{3-[[2-(2-oxopyrrolidin-1-yl)ethyl]-1,2,4-thiadiazol-5-yl}benzenesulfonamide
- 10 • 2,3,4-trichloro-N-{{3-[[2,6-dichloro-4-(trifluoromethyl)phenyl]-1,2,4-thiadiazol-5-yl}benzenesulfonamide
- N-[3-(2-chloro-6-fluorophenyl)-1,2,4-thiadiazol-5-yl]-4-propylbenzenesulfonamide
- 4-bromo-N-{{3-[[2,6-dichloro-4-(trifluoromethyl)phenyl]-1,2,4-thiadiazol-5-yl]-2,5-difluorobenzenesulfonamide
- 15 • 4,5-dichloro-N-[3-(2-chloro-6-fluorophenyl)-1,2,4-thiadiazol-5-yl]thiophene-2-sulfonamide
- 4-bromo-5-chloro-N-{{3-[[2,6-dichloro-4-(trifluoromethyl)phenyl]-1,2,4-thiadiazol-5-yl}thiophene-2-sulfonamide
- 2,4-dichloro-N-[3-(2-chloro-6-fluorophenyl)-1,2,4-thiadiazol-5-yl]-6-
- 20 methylbenzenesulfonamide
- 4-bromo-N-[3-(2-chloro-6-fluorophenyl)-1,2,4-thiadiazol-5-yl]-2-methylbenzenesulfonamide
- 3-chloro-2-methyl-N-(3-{{2-[methyl(methylsulfonyl)amino]ethyl}-1,2,4-thiadiazol-5-yl)benzenesulfonamide
- 25 • N-[2-(5-{{(3-chloro-2-methylphenyl)sulfonyl}amino}-1,2,4-thiadiazol-3-yl)ethyl]-N-methylcyclopropanecarboxamide
- 3-chloro-2-methyl-N-{{3-[[2-(4-methyl-2-oxopiperazin-1-yl)ethyl]-1,2,4-thiadiazol-5-yl}benzenesulfonamide
- 3-chloro-2-methyl-N-[3-(2-{{(trifluoromethyl)sulfonyl}amino}ethyl)-1,2,4-
- 30 thiadiazol-5-yl]benzenesulfonamide

- N-[4-(5-{{(4-bromo-5-chlorothien-2-yl)sulfonyl}amino}-1,2,4-thiadiazol-3-yl)phenyl]acetamide
- 2,4-dichloro-N-{{3-[2-(3-oxomorpholin-4-yl)ethyl]-1,2,4-thiadiazol-5-yl}benzenesulfonamide
- 5 • 2,4-dichloro-6-methyl-N-{{3-[2-(3-oxomorpholin-4-yl)ethyl]-1,2,4-thiadiazol-5-yl}benzenesulfonamide
- 2,4,6-trichloro-N-{{3-[2-(3-oxomorpholin-4-yl)ethyl]-1,2,4-thiadiazol-5-yl}benzenesulfonamide
- 4-(2-furyl)-N-[3-(2-morpholin-4-yl-2-oxoethyl)-1,2,4-thiadiazol-5-yl]benzenesulfonamide
- 10 • 5'-fluoro-2'-methoxy-N-[3-(2-morpholin-4-yl-2-oxoethyl)-1,2,4-thiadiazol-5-yl]-1,1'-biphenyl-4-sulfonamide
- 4-(5-methylthien-2-yl)-N-[3-(2-morpholin-4-yl-2-oxoethyl)-1,2,4-thiadiazol-5-yl]benzenesulfonamide
- 15 • 3'-acetyl-N-[3-(2-morpholin-4-yl-2-oxoethyl)-1,2,4-thiadiazol-5-yl]-1,1'-biphenyl-4-sulfonamide
- N-[3-(2-morpholin-4-yl-2-oxoethyl)-1,2,4-thiadiazol-5-yl]-4'-(trifluoromethoxy)-1,1'-biphenyl-4-sulfonamide
- 3',4'-dichloro-N-[3-(2-morpholin-4-yl-2-oxoethyl)-1,2,4-thiadiazol-5-yl]-1,1'-biphenyl-4-sulfonamide
- 20 • 4-(1,3-benzodioxol-5-yl)-N-[3-(2-morpholin-4-yl-2-oxoethyl)-1,2,4-thiadiazol-5-yl]benzenesulfonamide
- 4-(5-chlorothien-2-yl)-N-[3-(2-morpholin-4-yl-2-oxoethyl)-1,2,4-thiadiazol-5-yl]benzenesulfonamide
- 25 • N-[3-(2-morpholin-4-yl-2-oxoethyl)-1,2,4-thiadiazol-5-yl]-4-pyridin-4-ylbenzenesulfonamide
- N-[4'-({[3-(2-morpholin-4-yl-2-oxoethyl)-1,2,4-thiadiazol-5-yl]amino} sulfonyl)-1,1'-biphenyl-3-yl]acetamide
- N-[3-(2-morpholin-4-yl-2-oxoethyl)-1,2,4-thiadiazol-5-yl]-4-thien-3-ylbenzenesulfonamide
- 30

- N-[3-(2-morpholin-4-yl-2-oxoethyl)-1,2,4-thiadiazol-5-yl]-4-thien-2-ylbenzenesulfonamide
- 4'-(methylthio)-N-[3-(2-morpholin-4-yl-2-oxoethyl)-1,2,4-thiadiazol-5-yl]-1,1'-biphenyl-4-sulfonamide
- 5 • N-[3-(2-morpholin-4-yl-2-oxoethyl)-1,2,4-thiadiazol-5-yl]-3',5'-bis(trifluoromethyl)-1,1'-biphenyl-4-sulfonamide
- 4'-chloro-N-[3-(2-morpholin-4-yl-2-oxoethyl)-1,2,4-thiadiazol-5-yl]-1,1'-biphenyl-4-sulfonamide
- N-[3-(2-morpholin-4-yl-2-oxoethyl)-1,2,4-thiadiazol-5-yl]-3'-nitro-1,1'-biphenyl-4-sulfonamide
- 10 • 3-chloro-2-methyl-N-[3-(2-{methyl[(trifluoromethyl)sulfonyl]amino}ethyl)-1,2,4-thiadiazol-5-yl]benzenesulfonamide
- N-[2-(5-[(3-chloro-2-methylphenyl)sulfonyl]amino)-1,2,4-thiadiazol-3-yl)ethyl]-1-methyl-1H-imidazole-4-sulfonamide
- 15 • 3-chloro-N-{3-[2-(2-hydroxy-3-oxomorpholin-4-yl)ethyl]-1,2,4-thiadiazol-5-yl}-2-methylbenzenesulfonamide
- 4,5-dichloro-N-{3-[2-(3-oxomorpholin-4-yl)ethyl]-1,2,4-thiadiazol-5-yl}thiophene-2-sulfonamide
- N-{3-[2-(3-oxomorpholin-4-yl)ethyl]-1,2,4-thiadiazol-5-yl}-4-phenoxybenzenesulfonamide
- 20 • 3-fluoro-N-{3-[2-(3-oxomorpholin-4-yl)ethyl]-1,2,4-thiadiazol-5-yl}benzenesulfonamide
- N-{3-[2-(3-oxomorpholin-4-yl)ethyl]-1,2,4-thiadiazol-5-yl}-5-pyridin-2-ylthiophene-2-sulfonamide
- 25 • N-{2-chloro-4-[(3-[2-(3-oxomorpholin-4-yl)ethyl]-1,2,4-thiadiazol-5-yl)amino]sulfonyl}phenyl}acetamide

Another object of the present invention is a compound as described above for medical use.

Another object of the present invention is a method for the treatment or prevention of
30 diabetes, syndrome X, obesity, glaucoma, hyperlipidemia, hyperglycemia, hyperinsulinemia, hypertension, osteoporosis, dementia, depression, virus diseases or inflammatory disorders

without causing hypoglycemia and to achieve immuno-modulation, preferably tuberculosis, lepra and psoriasis, said method comprising administering to a mammal, including a human, in need of such treatment (e.g., identified as in need thereof) an effective amount of a compound of formula (I)

5 wherein

T is an aryl ring or heteroaryl ring, optionally independently substituted by $[R]_n$, wherein n is an integer 0-5, and R is hydrogen, aryl, heteroaryl, a heterocyclic ring, optionally halogenated C_{1-6} -alkyl, optionally halogenated C_{1-6} -alkoxy, C_{1-6} -alkylsulfonyl, carboxy, cyano, nitro, halogen, amine which is optionally mono- or di-substituted, amide
10 which is optionally mono- or di-substituted, aryloxy, arylsulfonyl, arylamino, wherein aryl, heteroaryl and aryloxy residues and heterocyclic rings can further be optionally substituted in one or more positions independently of each other by C_{1-6} -acyl, C_{1-6} -alkylthio, cyano, nitro, hydrogen, halogen, optionally halogenated C_{1-6} -alkyl, optionally halogenated C_{1-6} -alkoxy, amide which is optionally mono- or di-substituted, (benzoylamino)methyl, carboxy, 2-
15 thienylmethylamino or ($\{[4-(2\text{-ethoxy-2-oxoethyl})-1,3\text{-thiazol-2-yl}]amino\}$ carbonyl);

R^1 is hydrogen or C_{1-6} -alkyl;

A_1 and A_2 are a nitrogen atom or C-Z, provided that A_1 and A_2 have different meanings, wherein:

- Z is selected from an aryl ring or heteroaryl ring, which can further be optionally
20 substituted in one or more positions independently of each other by hydrogen, C_{1-6} -alkyl, halogenated C_{1-6} -alkyl, halogen, C_{1-6} -alkoxy, nitro, C_{1-6} -alkoxycarbonyl, C_{1-6} -alkylsulfonyl, acetylamino or aryloxy, wherein the aryloxy can further be optionally substituted in one or more positions independently of each other by hydrogen and halogen; or is X-Y- R^2 , wherein
- 25 • X is CH_2 or CO;
- Y is CH_2 , CO or a single bond;
- R^2 is selected from C_{1-6} -alkyl, azido, arylthio, heteroarylthio, halogen, hydroxymethyl, 2-hydroxyethylaminomethyl, methylsulfonyloxymethyl, 3-oxo-4-morpholinolylmethylene, C_{1-6} -alkoxycarbonyl, 5-methyl-1,3,4-oxadiazol-2-yl;
30 NR^3R^4 , wherein R^3 and R^4 are each independently selected from hydrogen, C_{1-6} -alkyl, optionally halogenated C_{1-6} -alkylsulfonyl, C_{1-6} -alkoxy, 2-methoxyethyl, 2-hydroxyethyl,

1-methylimidazolylsulfonyl, C₁₋₆-acyl, cyclohexylmethyl, cyclopropanecarbonyl, aryl, optionally halogenated arylsulfonyl, furylcarbonyl, tetrahydro-2-furanylmethyl, N-carbethoxypiperidyl, or C₁₋₆-alkyl substituted with one or more aryl, heterocyclic or heteroaryl, or

5 NR³R⁴ represent together heterocyclic systems which can be imidazole, piperidine, pyrrolidine, piperazine, morpholine, oxazepine, oxazole, thiomorpholine, 1,1-dioxidothiomorpholine, 2-(3,4-dihydro-2(1H)isoquinolinyl), (1S,4S)-2-oxa-5-azabicyclo[2.2.1]hept-5-yl, which heterocyclic systems can be optionally substituted by C₁₋₆-alkyl, C₁₋₆-acyl, hydroxy, oxo, t-butoxycarbonyl;

10 OCONR³R⁴, wherein R³ and R⁴ are each independently selected from hydrogen, C₁₋₆-alkyl or form together with the N-atom to which they are attached morpholinyl;

R⁵O, wherein R⁵ is hydrogen, optionally halogenated C₁₋₆-alkyl, aryl, heteroaryl, C₁₋₆-acyl, C₁₋₆-alkylsulfonyl, arylcarbonyl, heteroarylcarbonyl, 2-carbomethoxyphenyl;

or a salt, hydrate or solvate thereof.

15 In another aspect, this invention features a method for inhibiting a human 11-β-hydroxysteroid dehydrogenase type 1 enzyme. The method includes administering to a subject (e.g., mammal, human, or animal) in need thereof (e.g., identified as in need thereof) an effective amount of a compound of any of the formulae delineated herein or a composition comprising any of the formulae herein.

20 The present invention also features a method for treating 11-β-hydroxysteroid dehydrogenase type 1 enzyme-mediated disorders. The method includes administering to a subject (e.g., mammal, human, or animal) in need thereof (e.g., identified as in need thereof) an effective amount of a compound of any of the formulae delineated herein or a composition comprising any of the formulae delineated herein. The 11-β-hydroxysteroid dehydrogenase

25 type 1 enzyme-mediated disorder is any disorder or symptom wherein the 11-β-hydroxysteroid dehydrogenase type 1 enzyme is involved in the process or presentation of the disorder or the symptom. The 11-β-hydroxysteroid dehydrogenase type 1 enzyme-mediated disorders include, but are not limited to, diabetes, syndrome X, obesity, glaucoma, hyperlipidemia, hyperglycemia, hyperinsulinemia, hypertension, osteoporosis, dementia,

30 depression, virus diseases, inflammatory disorders, and immuno-modulation. Preferred

examples of immuno-modulation are tuberculosis, lepra, and psoriasis. When the disorder is hyperglycemia, the treatment thereof does not cause hypoglycemia.

The methods delineated herein can also include the step of identifying that the subject is in need of treatment of the diseases or disorders described above. The identification can be
5 in the judgment of a subject or a health professional and can be a subjective (e.g., opinion) or objective (e.g., measurable by a test or diagnostic method).

These compounds may also be used in the manufacture of a medicament for the prevention, management or treatment of diabetes, syndrome X, obesity, glaucoma, hyperlipidemia, hyperglycemia, hyperinsulinemia, hypertension, osteoporosis, dementia,
10 depression, virus diseases or inflammatory disorders without causing hypoglycemia and to achieve immuno-modulation. Preferred examples of immuno-modulation are tuberculosis, lepra, and psoriasis.

It is preferred that:

T is selected from 5-chloro-1,3-dimethyl-1H-pyrazol-4-yl; 4-chloro-2,3,1-
15 benzoxadiazolyl; 5-(dimethylamino)-1-naphthyl; 1-methylimidazol-4-yl; 1-naphthyl; 2-naphthyl; 8-quinolinyl;

thienyl substituted with one or more of (benzoylamino)methyl, bromo, chloro, 3-isoxazolyl, 2-(methylsulfanyl)-4-pyrimidinyl, 1-methyl-5-(trifluoromethyl)pyrazol-3-yl, phenylsulfonyl, pyridyl;

20 phenyl substituted with one or more of acetylamino, 3-acetylamino, 3-acetylphenyl, benzeneamino, 1,3-benzodioxol-5-yl, 2-benzofuryl, benzylamino, 3,5-bis(trifluoromethyl)phenyl, bromo, butoxy, carboxy, chloro, 4-carboxyphenyl, 3-chloro-2-cyanophenoxy, 4-chlorophenyl, 5-chloro-2-thienyl, cyano, 3,4-dichlorophenyl, ({[4-(2-ethoxy-2-oxoethyl)-1,3-thiazol-2-yl]amino} carbonyl), fluoro, 5-fluoro-2-methoxyphenyl, 2-furyl, hydrogen, iodo, isopropyl, methanesulfonyl, methoxy, methyl, 4-methyl-1-piperazinyl,
25 4-methyl-1-piperidinyl, 4-methylsulfanylphenyl, 5-methyl-2-thienyl, 4-morpholinyl, nitro, 3-nitrophenyl, phenoxy, phenyl, n-propyl, 4-pyridyl, 3-pyridylmethylamino, 1-pyrrolidinyl, 2-thienyl, 3-thienyl, 2-thienylmethylamino, trifluoromethoxy, 4-trifluoromethoxyphenyl, trifluoromethyl; or

30 R^1 is hydrogen or methyl;

A₁ and A₂ are a nitrogen atom or C-Z, provided that A₁ and A₂ have different meanings, wherein:

- Z is selected from 1-benzothien-3-yl, 3-(2,5-dimethylfuryl), pyridinyl; thienyl optionally substituted with one or more of chloro, methylsulfonyl; phenyl optionally substituted with one or more of ethoxycarbonyl, nitro, fluoro, methyl, methoxy, acetylamino, chloro, 4-chlorophenoxy, trifluoromethyl; or is X-Y-R², wherein

- X is CH₂ or CO;
- Y is CH₂, CO or a single bond;
- R² is selected from n-propyl, azido, bromo, chloro, 2-pyridinylsulfanyl, 3-oxo-4-morpholinolylmethylene, ethoxycarbonyl, 5-methyl-1,3,4-oxadiazol-2-yl, hydroxymethyl, 2-hydroxyethylaminomethyl, methylsulfonyloxymethyl;

NR³R⁴, wherein R³ and R⁴ are each independently selected from acetyl, benzhydryl, 1,3-benzodioxol-5-ylmethyl, benzyl, 3-chloro-2-methylphenylsulfonyl, cyclohexyl, cyclohexylmethyl, cyclopropanecarbonyl, ethyl, 2-furylcarbonyl, 2-furylmethyl, hydrogen, 2-hydroxyethyl, 2-(1H-indol-3-yl)ethyl, isopropyl, methoxy, 2-methoxyethyl, methyl, 4-(1-methylimidazolyl)sulfonyl, methylsulfonyl, phenyl, (1S)-phenylethyl, n-propyl, tetrahydro-2-furanylmethyl, trifluoromethylsulfonyl, N-carbethoxypiperidyl; or

NR³R⁴ represent together 4-acetylpiperazinyl, 4-t-butoxycarbonylpiperazinyl, 2-(3,4-dihydro-2(1H)isoquinolinyl), (2R,6S)-2,6-dimethylmorpholinyl, (2R)-2,4-dimethyl-1-piperazinyl, 2-hydroxy-3-oxomorpholinyl, imidazolyl, 2-methyl-3-oxomorpholinyl, 4-methyl-2-oxopiperazinyl, 4-methylpiperazinyl, morpholinyl, (1S,4S)-2-oxa-5-aza-bicyclo[2.2.1]hept-5-yl, 2-oxoimidazolyl, 3-oxomorpholinyl, 3-oxo-1,4-oxazepinyl, 2-oxooxazolyl, piperazinyl; piperidinyl; pyrrolidinyl; pyrrolidonyl, thiomorpholinyl; 1,1-dioxido-thiomorpholinyl;

OCNR³R⁴, wherein R³ and R⁴ are each independently selected from ethyl, hydrogen or form together with the N-atom to which they are attached morpholinyl;

R⁵O, wherein R⁵ is acetyl, benzoyl, benzyl, ethyl, 2-fluoroethyl, 2-furylcarbonyl, hydrogen, isobutyryl, isopropyl, methyl, 2-carbomethoxyphenyl, methylsulfonyl, phenyl, n-propionyl, 3-pyridinyl, 2,2,2-trifluoroethyl.

Specific examples of compounds according to the present invention are given above and also the following compounds:

- 3-chloro-N-{5-[2-(diethylamino)ethyl]-1,3,4-thiadiazol-2-yl}-2-methylbenzenesulfonamide
- N-(5-phenyl-1,3,4-thiadiazol-2-yl)-4-propylbenzenesulfonamide
- 3-chloro-2-methyl-N-(5-phenyl-1,3,4-thiadiazol-2-yl)benzenesulfonamide
- 5 • 3-chloro-N-[5-(4-fluoro-3-methylphenyl)-1,3,4-thiadiazol-2-yl]-2-methylbenzenesulfonamide
- 2,4,6-trichloro-N-(5-phenyl-1,3,4-thiadiazol-2-yl)benzenesulfonamide
- N-(5-phenyl-1,3,4-thiadiazol-2-yl)-1,1'-biphenyl-4-sulfonamide
- 2,4-dichloro-6-methyl-N-(5-phenyl-1,3,4-thiadiazol-2-yl)benzenesulfonamide
- 10 • N-[4-(5-[(4-propylphenyl)sulfonyl]amino)-1,3,4-thiadiazol-2-yl]phenyl]acetamide
- N-[5-(2-chloro-5-nitrophenyl)-1,3,4-thiadiazol-2-yl]-4-propylbenzenesulfonamide
- N-[5-(2-chlorophenyl)-1,3,4-thiadiazol-2-yl]-4-propylbenzenesulfonamide
- 3-chloro-N-[5-(2-chloro-5-nitrophenyl)-1,3,4-thiadiazol-2-yl]-2-methylbenzenesulfonamide
- 15 • 3-chloro-N-[5-(2-chlorophenyl)-1,3,4-thiadiazol-2-yl]-2-methylbenzenesulfonamide
- N-[4-(5-[(2,4,6-trichlorophenyl)sulfonyl]amino)-1,3,4-thiadiazol-2-yl]phenyl]acetamide
- 2,4,6-trichloro-N-[5-(2-chloro-5-nitrophenyl)-1,3,4-thiadiazol-2-yl]benzenesulfonamide
- 20 • 2,4,6-trichloro-N-[5-(2-chlorophenyl)-1,3,4-thiadiazol-2-yl]benzenesulfonamide
- N-(4-{5-[(1,1'-biphenyl-4-yl)sulfonyl]amino}-1,3,4-thiadiazol-2-yl)phenyl]acetamide
- N-[5-(2-chloro-5-nitrophenyl)-1,3,4-thiadiazol-2-yl]-1,1'-biphenyl-4-sulfonamide
- N-[5-(2-chlorophenyl)-1,3,4-thiadiazol-2-yl]-1,1'-biphenyl-4-sulfonamide
- N-[4-(5-[(2,4-dichloro-6-methylphenyl)sulfonyl]amino)-1,3,4-thiadiazol-2-yl]phenyl]acetamide
- 25 • 2,4-dichloro-N-[5-(2-chloro-5-nitrophenyl)-1,3,4-thiadiazol-2-yl]-6-methylbenzenesulfonamide
- 2,4-dichloro-N-[5-(2-chlorophenyl)-1,3,4-thiadiazol-2-yl]-6-methylbenzenesulfonamide
- 30 • 2,3,4-trichloro-N-[5-(2-chlorophenyl)-1,3,4-thiadiazol-2-yl]benzenesulfonamide

- N-[4-(5-{{(4-bromo-2,5-difluorophenyl)sulfonyl}amino})-1,3,4-thiadiazol-2-yl)phenyl]acetamide
- 4,5-dichloro-N-[5-(2-chlorophenyl)-1,3,4-thiadiazol-2-yl]thiophene-2-sulfonamide
- N-[4-(5-{{(2,4,5-trichlorophenyl)sulfonyl}amino})-1,3,4-thiadiazol-2-yl)phenyl]acetamide
- 3-bromo-5-chloro-N-[5-(2-chlorophenyl)-1,3,4-thiadiazol-2-yl]thiophene-2-sulfonamide
- N-[4-(5-{{(2,6-dichlorophenyl)sulfonyl}amino})-1,3,4-thiadiazol-2-yl)phenyl]acetamide
- 2,3,4-trichloro-N-{{5-[2,6-dichloro-4-(trifluoromethyl)phenyl]-1,3,4-thiadiazol-2-yl}benzenesulfonamide
- N-[5-(2-chloro-6-fluorophenyl)-1,3,4-thiadiazol-2-yl]-4-propylbenzenesulfonamide
- 4-bromo-N-{{5-[2,6-dichloro-4-(trifluoromethyl)phenyl]-1,3,4-thiadiazol-2-yl}-2,5-difluorobenzenesulfonamide
- 4,5-dichloro-N-[5-(2-chloro-6-fluorophenyl)-1,3,4-thiadiazol-2-yl]thiophene-2-sulfonamide
- 4-bromo-5-chloro-N-{{5-[2,6-dichloro-4-(trifluoromethyl)phenyl]-1,3,4-thiadiazol-2-yl}thiophene-2-sulfonamide
- 2,4-dichloro-N-[5-(2-chloro-6-fluorophenyl)-1,3,4-thiadiazol-2-yl]-6-methylbenzenesulfonamide
- 4-bromo-N-[5-(2-chloro-6-fluorophenyl)-1,3,4-thiadiazol-2-yl]-2-methylbenzenesulfonamide
- N-[4-(5-{{(4-bromo-5-chlorophenyl)sulfonyl}amino})-1,3,4-thiadiazol-2-yl)phenyl]acetamide.

Another object of the present invention is a pharmaceutical composition comprising at least one compound of formula (I) as defined above, and a pharmaceutically acceptable carrier.

Also within the scope of this invention is a method for making a compound of formula (I). The method includes taking any intermediate compound delineated herein, reacting it with one or more reagents to form a compound of formula (I) including any processes specifically delineated herein.

Other features and advantages of the invention will be apparent from the detailed description and claims.

DETAILED DESCRIPTION OF THE INVENTION

5

The compounds according to the present invention may be used in several indications which involve 11- β -hydroxysteroid dehydrogenase type 1 enzyme. Thus, the compounds according to the present invention may be used against dementia (see WO97/07789), osteoporosis (see Canalis E 1996, Mechanisms of glucocorticoid action in bone: implications to glucocorticoid-induced osteoporosis, Journal of Clinical Endocrinology and Metabolism, 81, 3441-3447) and may also be used disorders in the immune system (see Franchimont et al, "Inhibition of Th1 immune response by glucocorticoids: dexamethasone selectively inhibits IL-12-induced Stat 4 phosphorylation in T lymphocytes", The journal of Immunology 2000, Feb 15, vol 164 (4), pages 1768-74) and also in the above listed indications.

15 The various terms used, separately and in combinations, in the above definition of the compounds having the formula (I) will be explained.

The term "aryl" in the present description is intended to include aromatic rings (monocyclic or bicyclic) having from 6 to 10 ring carbon atoms, such as phenyl (Ph) and naphthyl, which optionally may be substituted by C₁₋₆-alkyl. Examples of substituted aryl groups are benzyl, and 2-methylphenyl.

20 The term "heteroaryl" means in the present description a monocyclic, bi- or tricyclic aromatic ring system (only one ring need to be aromatic) having from 5 to 14, preferably 5 to 10 ring atoms such as 5, 6, 7, 8, 9 or 10 ring atoms (mono- or bicyclic), in which one or more of the ring atoms are other than carbon, such as nitrogen, sulfur, oxygen and selenium as part of the ring system. Examples of such heteroaryl rings are pyrrole, imidazole, thiophene, furan, thiazole, isothiazole, thiadiazole, oxazole, isoxazole, oxadiazole, pyridine, pyrazine, pyrimidine, pyridazine, pyrazole, triazole, tetrazole, chroman, isochroman, quinoline, quinoxaline, isoquinoline, phthalazine, cinnoline, quinazoline, indole, isoindole, indoline, isoindoline, benzothiophene, benzofuran, isobenzofuran, benzoxazole, 2,1,3-benzoxadiazole, 30 benzothiazole, 2,1,3-benzothiazole, 2,1,3-benzoselenadiazole, benzimidazole, indazole,

benzodioxane, indane, 1,2,3,4-tetrahydroquinoline, 3,4-dihydro-2*H*-1,4-benzoxazine, 1,5-naphthyridine, 1,8-naphthyridine, acridine, fenazine and xanthene.

The term "heterocyclic" in the present description is intended to include unsaturated as well as partially and fully saturated mono-, bi- and tricyclic rings having from 4 to 14, preferably 4 to 10 ring atoms having one or more heteroatoms (e.g., oxygen, sulfur, or nitrogen) as part of the ring system and the remainder being carbon, such as, for example, the heteroaryl groups mentioned above as well as the corresponding partially saturated or fully saturated heterocyclic rings. Exemplary saturated heterocyclic rings are azetidine, pyrrolidine, piperidine, piperazine, morpholine, thiomorpholine and 1,4-oxazepane.

C₁₋₆-alkyl in the compound of formula (I) according to the present application, which may be straight, branched or cyclic, is preferably C₁₋₄-alkyl. Exemplary alkyl groups include methyl, ethyl, n-propyl, isopropyl, n-butyl, sec-butyl, tert-butyl, pentyl, isopentyl, hexyl, isohexyl, and cyclohexyl. For parts of the range "C₁₋₆-alkyl" all subgroups thereof are contemplated such as C₁₋₅-alkyl, C₁₋₄-alkyl, C₁₋₃-alkyl, C₁₋₂-alkyl, C₂₋₆-alkyl, C₂₋₅-alkyl, C₂₋₄-alkyl, C₂₋₃-alkyl, C₃₋₆-alkyl, C₄₋₅-alkyl, etc.

C₁₋₆-alkoxy, in the compound of formula (I) according to the present application may be straight or branched, is preferably C₁₋₄-alkoxy. Exemplary alkoxy groups include methoxy, ethoxy, propoxy, isopropoxy, butoxy, sec-butoxy, tert-butoxy, pentyloxy, isopentyloxy, hexyloxy, and isohexyloxy. For parts of the range "C₁₋₆-alkoxy" all subgroups thereof are contemplated such as C₁₋₅-alkoxy, C₁₋₄-alkoxy, C₁₋₃-alkoxy, C₁₋₂-alkoxy, C₂₋₆-alkoxy, C₂₋₅-alkoxy, C₂₋₄-alkoxy, C₂₋₃-alkoxy, C₃₋₆-alkoxy, C₄₋₅-alkoxy, etc.

C₁₋₆-acyl, in the compound of formula (I) according to the present application may be saturated or unsaturated and is preferably C₁₋₄-acyl. Exemplary acyl groups include formyl, acetyl, propionyl, butyryl, isobutyryl, valeryl, isovaleryl, butenoyl (e.g. 3-butenoyl), hexenoyl (e.g. 5-hexenoyl). For parts of the range "C₁₋₆-acyl" all subgroups thereof are contemplated such as C₁₋₅-acyl, C₁₋₄-acyl, C₁₋₃-acyl, C₁₋₂-acyl, C₂₋₆-acyl, C₂₋₅-acyl, C₂₋₄-acyl, C₂₋₃-acyl, C₃₋₆-acyl, C₄₋₅-acyl, etc.

C₂₋₆-alkenyl in the compound of formula (I) according to the present application, which may be straight, branched or cyclic, is preferably C₂₋₄-alkenyl. Exemplary alkenyl groups include vinyl, 1-propenyl, 2-propenyl, isopropenyl, 1-butenyl, 2-butenyl, 1-pentenyl, 2-pentenyl, 1-hexenyl, 2-hexenyl, and 1-cyclohexenyl. For parts of the range "C₂₋₆-alkenyl"

all subgroups thereof are contemplated such as C₂₋₅-alkenyl, C₂₋₄-alkenyl, C₂₋₃-alkenyl, C₃₋₆-alkenyl, C₄₋₅-alkenyl, etc.

The term “halogen” in the present description is intended to include fluorine, chlorine, bromine and iodine.

5 The term “sulfanyl” in the present description means a thio group.

With the expression “mono- or di-substituted” is meant in the present description that the functionalities in question may be substituted with independently C₁₋₆-acyl, C₂₋₆-alkenyl, C₁₋₆-(cyclo)alkyl, aryl, pyridylmethyl, or heterocyclic rings e.g. azetidine, pyrrolidine, piperidine, piperazine, morpholine and thiomorpholine, which heterocyclic rings optionally
10 may be substituted with C₁₋₆-alkyl. With the expression “optionally mono- or disubstituted” is meant in the present description that the functionalities in question may also be substituted with independently hydrogen.

Combinations of substituents and variables envisioned by this invention are only those that result in the formation of stable compounds. The term “stable”, as used herein,
15 refers to compounds which possess stability sufficient to allow manufacture and which maintains the integrity of the compound for a sufficient period of time to be useful for the purposes detailed herein (e.g., therapeutic administration to a subject for the treatment of disease, 11-β-HSD1 inhibition, 11-β-HSD1-mediated disease).

The term “prodrug forms” in the present description means a pharmacologically
20 acceptable derivative, such as an ester or an amide, which derivative is biotransformed in the body to form the active drug (see Goodman and Gilman’s, The Pharmacological basis of Therapeutics, 8th ed., McGraw-Hill, Int. Ed. 1992, “Biotransformation of Drugs, p. 13-15).

“Pharmaceutically acceptable” means in the present description being useful in preparing a pharmaceutical composition that is generally safe, non-toxic and neither
25 biologically nor otherwise undesirable and includes being useful for veterinary use as well as human pharmaceutical use.

“Pharmaceutically acceptable salts” mean in the present description salts which are pharmaceutically acceptable, as defined above, and which possess the desired
30 pharmacological activity. Such salts include acid addition salts formed with organic and inorganic acids, such as hydrogen chloride, hydrogen bromide, hydrogen iodide, sulfuric acid, phosphoric acid, acetic acid, glycolic acid, maleic acid, malonic acid, oxalic acid,

methanesulfonic acid, trifluoroacetic acid, fumaric acid, succinic acid, tartaric acid, citric acid, benzoic acid, ascorbic acid and the like. Base addition salts may be formed with organic and inorganic bases, such as sodium, ammonia, potassium, calcium, ethanolamine, diethanolamine, N-methylglucamine, choline and the like. Included in the invention are
5 pharmaceutically acceptable salts or compounds of any of the formulae herein.

Pharmaceutical compositions according to the present invention contain a pharmaceutically acceptable carrier together with at least one of the compounds comprising the formula (I) as described herein above, dissolved or dispersed therein as an active, antimicrobial, ingredient. In a preferred embodiment, the therapeutic composition is not
10 immunogenic when administered to a human patient for therapeutic purposes, unless that purpose is to induce an immune response.

The preparation of a pharmacological composition that contains active ingredients dissolved or dispersed therein is well understood in the art. Typically such compositions are prepared as sterile injectables either as liquid solutions or suspensions, aqueous or non-
15 aqueous, however, solid forms suitable for solution, or suspensions, in liquid prior to use can also be prepared. The preparation can also be emulsified.

The active ingredient may be mixed with excipients, which are pharmaceutically acceptable and compatible with the active ingredient and in amounts suitable for use in the therapeutic methods described herein. Suitable excipients are, for example, water, saline,
20 dextrose, glycerol, ethanol or the like and combinations thereof. In addition, if desired, the composition may contain minor amounts of auxiliary substances such as wetting or emulsifying agents, pH buffering agents and the like which enhance the effectiveness of the active ingredient. Adjuvants may also be present in the composition.

Pharmaceutically acceptable carriers are well known in the art. Exemplary of liquid
25 carriers are sterile aqueous solutions that contain no materials in addition to the active ingredients and water, or contain a buffer such as sodium phosphate at physiological pH value, physiological saline or both, such as phosphate-buffered saline. Still further, aqueous carriers can contain more than one buffer salt, as well as salts such as sodium and potassium chlorides, dextrose, propylene glycol, polyethylene glycol and other solutes.

Liquid compositions can also contain liquid phases in addition to and to the exclusion of water. Exemplary of such additional liquid phases are glycerine, vegetable oils such as cottonseed oil, organic esters such as ethyl oleate, and water-oil emulsions.

The pharmaceutical composition according to one of the preferred embodiments of the present invention comprising compounds comprising the formula (I), may include 5 pharmaceutically acceptable salts of that component therein as set out above. Pharmaceutically acceptable salts include the acid addition salts (formed with the free amino groups of the polypeptide) that are formed with inorganic acids such as, for example, hydrochloric or phosphoric acids, or such organic acids as acetic acid, tartaric acid, mandelic 10 acid and the like. Salts formed with the free carboxyl groups can also be derived from inorganic bases such as, for example, sodium, potassium, ammonium, calcium or ferric hydroxides, and such organic bases as isopropylamine, trimethylamine, 2-ethylamino ethanol, histidine, procaine and the like.

The preparations according to the preferred embodiments may be administered orally, 15 topically, intraperitoneally, intraarticularly, intracranially, intradermally, intramuscularly, intraocularly, intrathecally, intravenously, subcutaneously. Other routes are known to those of ordinary skill in the art.

The orally administrable compositions according to the present invention may be in the form of tablets, capsules, powders, granules, lozenges, liquid or gel preparations, such as 20 oral, topical or sterile parenteral solutions or suspensions. Tablets and capsules for oral administration may be in unit dose presentation form and may contain conventional excipients such as binding agents, for example syrup, acacia, gelatin, sorbitol, tragacanth or polyvinyl-pyrrolidone; fillers e.g. lactose, sugar, maize-starch, calcium phosphate, sorbitol or glycine; tableting lubricant e.g. magnesium stearate, talc, polyethylene glycol or silica; 25 disintegrants e.g. potato starch, or acceptable wetting agents such as sodium lauryl sulfate. The tablets may be coated according to methods well known in normal pharmaceutical practice. Oral liquid preparations may be in the form of e.g. aqueous or oily suspensions, solutions, emulsions, syrups or elixirs or may be presented as a dry product for reconstitution with water or other suitable vehicle before use. Such liquid preparations may contain 30 conventional additives such as suspending agents, e.g. sorbitol, syrup, methyl cellulose, glucose syrup, gelatin hydrogenated edible fats; emulsifying agents e.g. lecithin, sorbitan

monooleate or acacia, non-aqueous vehicles (which may include edible oils), e.g. almond oil, fractionated coconut oil, oily esters such as glycerine, propylene glycol, or ethyl alcohol; preservatives e.g. methyl or propyl p-hydroxybenzoate or sorbic acid, and if desired conventional flavouring or colouring agents.

5 “An effective amount” refers to an amount of a compound which confers a therapeutic effect on the treated subject. The therapeutic effect may be objective (i.e., measurable by some test or marker) or subjective (i.e., subject gives an indication of or feels an effect). A pharmaceutical composition according to the present invention, may comprise typically an amount of at least 0.1 weight percent of compound comprising the formula (I)
10 per weight of total therapeutic composition. A weight percent is a ratio by weight of total composition. Thus, for example, 0.1 weight percent is 0.1 grams of compound comprising the formula (I) per 100 grams of total composition. A suitable daily oral dose for a mammal, preferably a human being, may vary widely depending on the condition of the patient. However a dose of compound comprising the formula (I) of about 0.1 to 300 mg/kg body
15 weight may be appropriate.

The compositions according to the present invention may also be used veterinarily and thus they may comprise a veterinarily acceptable excipient or carrier. The compounds and compositions may be thus administered to animals, e.g., cats, dogs, or horses, in treatment methods.

20 The compounds of the present invention in labelled form, e.g. isotopically labelled, may be used as a diagnostic agent.

This invention relates to methods of making compounds of any of the formulae herein comprising reacting any one or more of the compounds of the formulae delineated herein, including any processes delineated herein. The compounds of formula (I) above may be
25 prepared by, or in analogy with, conventional methods, and especially according to or in analogy with the following methods. Further, the pharmacology in-vitro was studied using the following reagents and methods.

The chemicals used in the synthetic routes delineated herein may include, for example, solvents, reagents, catalysts, and protecting group and deprotecting group reagents.
30 The methods described above may also additionally include steps, either before or after the steps described specifically herein, to add or remove suitable protecting groups in order to

ultimately allow synthesis of the compounds. In addition, various synthetic steps may be performed in an alternate sequence or order to give the desired compounds. Synthetic chemistry transformations and protecting group methodologies (protection and deprotection) useful in synthesizing applicable compounds are known in the art and include, for example, those described in R. Larock, *Comprehensive Organic Transformations*, VCH Publishers (1989); T.W. Greene and P.G.M. Wuts, *Protective Groups in Organic Synthesis*, 3rd Ed., John Wiley and Sons (1999); L. Fieser and M. Fieser, *Fieser and Fieser's Reagents for Organic Synthesis*, John Wiley and Sons (1994); and L. Paquette, ed., *Encyclopedia of Reagents for Organic Synthesis*, John Wiley and Sons (1995) and subsequent editions thereof.

All publications mentioned herein are hereby incorporated by reference. By the expression "comprising" means "including but not limited to." Thus, other non-mentioned substances, additives or carriers may be present.

The invention will now be described in reference to the following Examples. These Examples are not to be regarded as limiting the scope of the present invention, but shall only serve in an illustrative manner.

EXAMPLES

EXPERIMENTAL METHODS

Scintillation Proximity Assay

[1, 2(n) - ³H]-cortisone was purchased from Amersham Pharmacia Biotech. Anti-cortisol monoclonal mouse antibody, clone 6D6.7 was obtained from Immunotech and Scintillation proximity assay (SPA) beads coated with monoclonal antimouse antibodies were from Amersham Pharmacia Biotech. NADPH, tetrasodium salt was from Calbiochem and glucose-6-phosphate (G-6-P) was supplied by Sigma. The human 11- β -hydroxysteroid dehydrogenase type-1 enzyme (11- β -HSD₁) was expressed in *Pichia pastoris*. 18- β -glycyrrhetic acid (GA) was obtained from Sigma. The serial dilutions of the compounds were performed on a Tecan Genesis RSP 150. Compounds to be tested were dissolved in DMSO (1 mM) and diluted in 50 mM Tris-HCl, pH 7.2 containing 1 mM EDTA.

The multiplication of plates was done on a WallacQuadra. The amount of the product [³H]-cortisol, bound to the beads was determined in a Packard, Top Count microplate liquid scintillation counter.

The 11-β-HSD₁ enzyme assay was carried out in 96 well microtiter plates (Packard, Optiplate) in a total well volume of 220 μL and contained 30 mM Tris-HCl, pH 7.2 with 1 mM EDTA, a substrate mixture tritiated Cortisone/NADPH (175 nM / 181 μM), G-6-P (1 mM) and inhibitors in serial dilutions (9 to 0.15 μM). Reactions were initiated by the addition of human 11-β-HSD₁, either as *Pichia pastoris* cell homogenate or microsomes prepared from *Pichia pastoris* (the final amount of enzyme used was varied between 0.057 to 0.11 mg/mL). Following mixing, the plates were shaken for 30 to 45 minutes at room temperature. The reactions were terminated with 10 μL 1 mM GA stop solution. Monoclonal mouse antibody was then added (10 μL of 4 μM) followed by 100 μL of SPA beads (suspended according to the manufacturers instructions). Appropriate controls were set up by omitting the 11-β-HSD₁ to obtain the non-specific binding (NSB) value.

The plates were covered with plastic film and incubated on a shaker for 30 minutes, at room temperature, before counting. The amount of [³H]-cortisol, bound to the beads was determined in a microplate liquid scintillation counter.

The calculation of the K_i values for the inhibitors was performed by use of Activity Base. The K_i value is calculated from IC₅₀ and the K_m value is calculated using the Cheng Prushoff equation (with reversible inhibition that follows the Michaelis-Menten equation): $K_i = IC_{50}(1+[S]/K_m)$ [Cheng, Y.C.; Prushoff, W.H. Biochem. Pharmacol. 1973, 22, 3099-3108]. The IC₅₀ is measured experimentally in an assay wherein the decrease of the turnover of cortisone to cortisol is dependent on the inhibition potential of each substance. The K_i values of the compounds of the present invention for the 11-β-HSD₁ enzyme lie typically between about 10 nM and about 10 μM.

COMPOUND PREPARATION

General:

For preparative straight phase HPLC purification a Phenomenex column (250 × 21.1 mm, 10 μm) was used on a Gilson system eluting with ethanol in chloroform (gradient from

0 – 10% in 10 min) with a flow of 20 mL/min. Column chromatography was performed on silica using Silica gel 60 (230-400 mesh), Merck. Melting points were determined on a Gallenkamp apparatus. Elemental analyses were recorded using a Vario EL instrument. HPLC analyses were performed using a Hypersil Elite column (150 x 4.6 mm, 3 μ) with a
5 flow of 3 mL / min on a Waters 600E system with monitoring at 254 nm. Reverse phase preparative HPLC was carried out on a 100 x 21.2 mm, 5 μ Hypersil Elite column eluting with a gradient of 5% ACN in 95% water to 95% ACN in 5% water (0.2% TFA buffer) over 10 mins at a flow rate of 20 mL / min with the UV detector set at 254 nm. Thin layer chromatography was carried out using pre-coated silica gel F-254 plates (thickness 0.25
10 mm). Electrospray MS spectra were obtained on a Micromass platform LCMS spectrometer. Crude, worked up compounds were purified by flash column chromatography using pre packed silica SPE columns (10 g silica) on an Isco Foxy 200 Combiflash system, and a gradient of 16.67% ethyl acetate in hexane increasing incrementally to 100% ethyl acetate.

15 *List of Abbreviations*

ACN = acetonitrile

DCM = dichloromethane

DIEA = N,N-diisopropylethylamine

20 DMAP = 4-dimethylaminopyridine

DME = ethyleneglycol dimethyl ether

DMF = dimethylformamide

DMSO = dimethyl sulfoxide

EDCI = 1-(3-dimethylaminopropyl)-3-ethylcarbodiimide hydrochloride

25 EDTA = ethylenediaminetetraacetic acid

HCOOH = formic acid

HOAT = 1-hydroxy-7-azabenzotriazole

HOBT = 1-hydroxybenzotriazole hydrate

MTBE = tert-butyl methyl ether

30 TEA = triethylamine

TFA = trifluoroacetic acid

THF = tetrahydrofuran

SULFONAMIDE COUPLINGS:

METHOD A:

5 1 Eq of the heterocyclic compound (i.e. a 1,2,4-thiadiazole or 1,3,4-thiadiazole derivative) with an exocyclic amino group was dissolved in pyridine (0.5 M solution). The sulfonyl chloride (1.2 eq) was added and the reaction mixture was stirred at ambient temperature under nitrogen atmosphere for 15 h. The reaction mixture was poured into aqueous HCl (1 M). If the product precipitated it was collected on a filter and washed with
10 aqueous HCl (1 M) and recrystallised from ethanol. In case an oil was obtained, the crude was extracted with DCM and worked up and purified using standard procedures.

METHOD B:

15 A solution of the heterocyclic compound (i.e. a 1,2,4-thiadiazole or 1,3,4-thiadiazole derivative) with an exocyclic amino group (1 eq), triethylamine (2 eq) and DMAP (1 eq) in DMF (1 M) and DCM (0.225 M) was dispensed into a reaction vial. The sulfonyl chloride (1.2 eq) was dissolved in DCM (0.33 M) and added. The reaction mixtures were kept at room temperature over night. The mixture was then added to petroleum ether (10 times reaction volume). After some hours in refrigerator the supernatants were decanted and (a portion of)
20 the residual materials were dissolved in DMSO-methanol-acetic acid (300 μ L + 500 μ L + 50 μ L) and purified by preparative LCMS (acetonitrile-water gradients). The purest fractions were collected and lyophilized. Alternatively, the crude was isolated using extractive work-up and purified using standard procedures.

25 *SAPONIFICATIONS:*

METHOD C:

1 Eq of the ester was suspended in 95% ethanol (0.1 M) and treated with KOH (aqueous, 6 eq). Water was added until a clear solution was achieved. The reaction mixture was stirred for 2-3 h at ambient temperature. The solvent was removed under reduced
30 pressure and the crude was redissolved in water. Addition of conc. HCl until pH 2 gave a precipitate which was collected on a filter and washed with cold water and dried.

AMIDE COUPLINGS:

METHOD D:

The carboxylic acid ester was dissolved (0.05 M) in a large excess of the amine in 40
5 or 70% water-solution. The reaction mixture was stirred at ambient temperature over night.
The solvent was removed under reduced pressure and the crude product was purified by flash
column chromatography on silica gel eluting with methanol (0→6%) in DCM.

METHOD E:

10 The carboxylic acid was suspended in DCM (0.05M) followed by the addition of
EDCI (1.1 eq), triethylamine (3 eq), DMAP (0.5 eq) and the amine of choice (1.2 eq). DMF
was added when the starting materials did not dissolve properly. The reaction mixture was
stirred at ambient temperature over night. The organic phase was washed with aqueous HCl
(1 M), dried over sodium sulfate, filtered and evaporated *in vacuo*. The crude product amide
15 was purified by flash column chromatography on silica gel, eluting with methanol
(1→3→6%) in DCM or ethyl acetate.

METHOD F:

The carboxylic acid was suspended in DCM (0.1 M) and cooled to 0°C under
20 nitrogen (g) atmosphere. EDCI (1 eq), HOAT (1 eq) or HOBt (1 eq) was added, followed by
TEA (2.2 eq). After 10 min, the amine of choice (1.2 eq) was added and the reaction mixture
was allowed to warm to ambient temperature. After 5 h, the DCM phase was washed with
aqueous HCl (1 M) and worked up and purified as described in METHOD E.

METHOD G:

Under N₂-atmosphere, aluminium chloride (1 eq) was suspended in DCM (0.1 M) and treated with the amine of choice (4 eq) at ambient temperature. After 10 min, the alkyl ester (1 eq) was added and the reaction mixture was stirred until starting material had been
5 consumed (TLC). Quenching with saturated aqueous sodium hydrogen carbonate or aqueous HCl (1 M) and extractive workup with ethyl acetate gave the crude products which were then purified by flash chromatography on silica gel eluting with DCM / methanol mixtures.

ACYLATIONS:

10 METHOD J:

To a solution of the alcohol in dry pyridine (0.3 M), 1.1 eq of acid chloride was added at 0 °C. The reaction mixture was stirred at room temperature for 6 h, concentrated, co-evaporated with acetonitrile, re-dissolved in DCM, washed with aqueous HCl (0.5 M), dried with sodium sulfate and chromatographed on silica gel using petroleum-ether and ethyl
15 acetate as eluents.

CARBAMATES:

METHOD K:

To a solution of the alcohol in dry pyridine (0.3 M), 1.5 eq of 4-nitrophenyl
20 chloroformate (0.5 M in dry pyridine) was added at 0°C. After the reaction mixture was stirred at room temperature for 12 h, 5 eq of primary or secondary amine were added at 0°C. The solution was stirred at room temperature for 3 h, concentrated, co-evaporated with acetonitrile, re-dissolved in DCM, washed with aqueous HCl (0.5 M) and saturated aqueous sodium bicarbonate, dried with sodium sulfate and chromatographed on silica gel using
25 DCM and methanol as eluents.

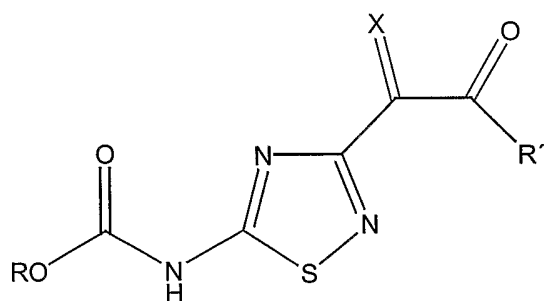
SULFONYL CHLORIDES

Arylsulfonyl chlorides that were not commercially available were prepared from the aniline derivatives according to literature procedures (see for instance: Hoffman, R. V.
30 (1981) Org. Synth. 60: 121).

PREPARATION OF STARTING COMPOUNDS

The preparation of thiadiazolyl (lower) alcanoic acid derivatives is described in Teraji, Tsutomu; Sakane, Kazuo; Goto, Jiro. (Fujisawa Pharmaceutical Co., Ltd., Japan). Brit. UK Pat. Appl. (1981), 13 pp. CODEN: BAXXDU GB 2068361 A 19810812
 5 Application: GB 79-44603 19791231. CAN 96:142862 AN 1982:142862.

Furthermore, N-protected methyl (5-amino-1,2,4-thiadiazol-3-yl)acetate was prepared as described in Tet.Lett. **1993**, 34(40), 6423-6426. This document describes the preparation of a compound of formula (IV):



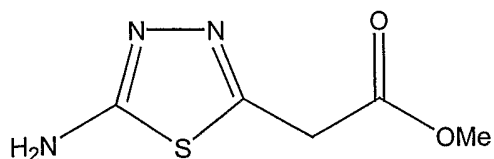
10 wherein:

either R' = H, X = H₂, and R = Me; or

R' = OMe, X = O, NOH or NOME, and R = Me, Et, Bn or Ph.

After removal of the protecting group on the exocyclic amino group, the resulting products may be reacted e g as described in the sulfonamide couplings mentioned above.

15 The compound methyl (5-amino-1,3,4-thiadiazol-2-yl)acetate of formula (V):



was prepared as described in Bioorg.Med.Chem.Lett. **1996**, 6(13), 1487-1490. The compound of formula (VII) may be reacted e g as described in the sulfonamide couplings
 20 mentioned above.

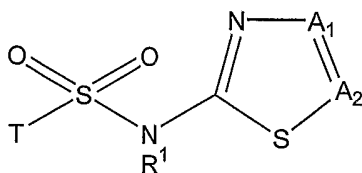
Various embodiments of the present invention have been described above but a person skilled in the art realizes further minor alterations which would fall into the scope of

the present invention. The breadth and scope of the present invention should not be limited by any of the above-described exemplary embodiments, but should be defined only in accordance with the following claims and their equivalents.

Claims

1. A compound of formula (I)

5



wherein:

T is an aryl ring or heteroaryl ring, optionally independently substituted by $[\text{R}]_n$,
 wherein n is an integer 0-5, and R is hydrogen, aryl, heteroaryl, a heterocyclic ring,
 optionally halogenated C_{1-6} -alkyl, optionally halogenated C_{1-6} -alkoxy, C_{1-6} -alkylsulfonyl,
 10 carboxy, cyano, nitro, halogen, amine which is mono- or di-substituted, amide which is
 optionally mono- or di-substituted, aryloxy, arylsulfonyl, arylamino, wherein aryl, heteroaryl
 and aryloxy residues and heterocyclic rings are further optionally substituted in one or more
 positions independently of each other by C_{1-6} -acyl, C_{1-6} -alkylthio, cyano, nitro, hydrogen,
 halogen, optionally halogenated C_{1-6} -alkyl, optionally halogenated C_{1-6} -alkoxy, amide which
 15 is optionally mono- or di-substituted, (benzoylamino)methyl, carboxy, 2-thienylmethylamino
 or ($\{[4-(2\text{-ethoxy-2-oxoethyl})-1,3\text{-thiazol-2-yl]amino}\}$ carbonyl);

R^1 is hydrogen or C_{1-6} -alkyl;

A_1 and A_2 are a nitrogen atom or C-Z, provided that A_1 and A_2 have different
 meanings, wherein:

- 20
- Z is selected from an aryl ring or heteroaryl ring, which is further optionally substituted
 in one or more positions independently of each other by hydrogen, C_{1-6} -alkyl,
 halogenated C_{1-6} -alkyl, halogen, C_{1-6} -alkoxy, nitro, C_{1-6} -alkoxycarbonyl, C_{1-6} -
 alkylsulfonyl, acetylamino or aryloxy, wherein the aryloxy is further optionally
 substituted in one or more positions independently of each other by hydrogen and
 25 halogen; or is X-Y- R^2 , wherein
 - X is CH_2 or CO;
 - Y is CH_2 , CO or a single bond;

- R^2 is selected from C_{1-6} -alkyl, azido, arylthio, heteroarylthio, halogen, hydroxymethyl, 2-hydroxyethylaminomethyl, methylsulfonyloxymethyl, 3-oxo-4-morpholinolylmethylene, C_{1-6} -alkoxycarbonyl, 5-methyl-1,3,4-oxadiazol-2-yl; NR^3R^4 , wherein R^3 and R^4 are each independently selected from hydrogen, C_{1-6} -alkyl, optionally halogenated C_{1-6} -alkylsulfonyl, C_{1-6} -alkoxy, 2-methoxyethyl, 2-hydroxyethyl, 1-methylimidazolylsulfonyl, C_{1-6} -acyl, cyclohexylmethyl, cyclopropanecarbonyl, aryl, optionally halogenated arylsulfonyl, furylcarbonyl, tetrahydro-2-furanylmethyl, N-carbathoxypiperidyl, or C_{1-6} -alkyl substituted with one or more aryl, heterocyclic or heteroaryl, or NR^3R^4 represent together heterocyclic systems which are imidazole, piperidine, pyrrolidine, piperazine, morpholine, oxazepine, oxazole, thiomorpholine, 1,1-dioxidothiomorpholine, 2-(3,4-dihydro-2(1H)isoquinolinyl), or (1S,4S)-2-oxa-5-azabicyclo[2.2.1]hept-5-yl, which heterocyclic systems are optionally substituted by C_{1-6} -alkyl, C_{1-6} -acyl, hydroxy, oxo, t-butoxycarbonyl; $OC(=O)NR^3R^4$, wherein R^3 and R^4 are each independently selected from hydrogen, C_{1-6} -alkyl or form together with the N-atom to which they are attached morpholinyl; R^5O , wherein R^5 is hydrogen, optionally halogenated C_{1-6} -alkyl, aryl, heteroaryl, C_{1-6} -acyl, C_{1-6} -alkylsulfonyl, arylcarbonyl, heteroarylcarbonyl, 2-carbomethoxyphenyl; or a salt, hydrate or solvate thereof;

with the proviso that when:

A_1 is C-Z and A_2 is a nitrogen atom, then T is not phenyl only substituted with a nitrogen containing substituent in position 4 with a nitrogen atom closest to the phenyl ring, is not phenyl only substituted with methyl in position 2, is not phenyl only substituted with methyl in position 4, and is not phenyl only substituted with ethyl in position 4;

A_1 is a nitrogen atom and A_2 is C-Z, then Z is not 2-furyl, 5-nitro-2-furyl, 2-thienyl, optionally substituted phenyl, para-substituted benzyl;

A_1 is a nitrogen atom and A_2 is C-Z, X is CH_2 , Y is a single bond, then R^2 is not C_{1-6} -alkyl, methoxy, ethoxy, benzothiazol-2-ylthio and NR^3R^4 , wherein R^3 and R^4 are selected from methyl, ethyl, n-propyl, n-butyl;

A_1 is a nitrogen atom and A_2 is C-Z, X is CH_2 , Y is CH_2 , then R^2 is not C_{1-6} -alkyl and NR^3R^4 , wherein R^3 and R^4 are selected from methyl, ethyl, n-propyl, n-butyl.

2. The compound according to claim 1, wherein

T is selected from 5-chloro-1,3-dimethyl-1H-pyrazol-4-yl; 4-chloro-2,3,1-benzoxadiazolyl; 5-(dimethylamino)-1-naphthyl; 1-methylimidazol-4-yl; 1-naphthyl; 2-naphthyl; 8-quinolinyl;

thienyl substituted with one or more of (benzoylamino)methyl, bromo, chloro, 3-isoxazolyl, 2-(methylsulfanyl)-4-pyrimidinyl, 1-methyl-5-(trifluoromethyl)pyrazol-3-yl, phenylsulfonyl, pyridyl;

phenyl substituted with one or more of acetylamino, 3-acetylamino, 3-acetylphenyl, benzeneamino, 1,3-benzodioxol-5-yl, 2-benzofuryl, benzylamino, 3,5-bis(trifluoromethyl)phenyl, bromo, butoxy, carboxy, chloro, 4-carboxyphenyl, 3-chloro-2-cyanophenoxy, 4-chlorophenyl, 5-chloro-2-thienyl, cyano, 3,4-dichlorophenyl, ({[4-(2-ethoxy-2-oxoethyl)-1,3-thiazol-2-yl]amino} carbonyl), fluoro, 5-fluoro-2-methoxyphenyl, 2-furyl, hydrogen, iodo, isopropyl, methanesulfonyl, methoxy, methyl, 4-methyl-1-piperazinyl, 4-methyl-1-piperidinyl, 4-methylsulfanylphenyl, 5-methyl-2-thienyl, 4-morpholinyl, nitro, 3-nitrophenyl, phenoxy, phenyl, n-propyl, 4-pyridyl, 3-pyridylmethylamino, 1-pyrrolidinyl, 2-thienyl, 3-thienyl, 2-thienylmethylamino, trifluoromethoxy, 4-trifluoromethoxyphenyl, trifluoromethyl; or

R¹ is hydrogen or methyl;

A₁ and A₂ are a nitrogen atom or C-Z, provided that A₁ and A₂ have different meanings, wherein:

- Z is selected from 1-benzothien-3-yl, 3-(2,5-dimethylfuryl), pyridinyl; thienyl optionally substituted with one or more of chloro, methylsulfonyl; phenyl optionally substituted with one or more of ethoxycarbonyl, nitro, fluoro, methyl, methoxy, acetylamino, chloro, 4-chlorophenoxy, trifluoromethyl; or is X-Y-R², wherein
- X is CH₂ or CO;
- Y is CH₂, CO or a single bond;
- R² is selected from n-propyl, azido, bromo, chloro, 2-pyridinylsulfanyl, 3-oxo-4-morpholinolylmethylene, ethoxycarbonyl, 5-methyl-1,3,4-oxadiazol-2-yl, hydroxymethyl, 2-hydroxyethylaminomethyl, methylsulfonyloxymethyl;

NR^3R^4 , wherein R^3 and R^4 are each independently selected from acetyl, benzhydryl, 1,3-benzodioxol-5-ylmethyl, benzyl, 3-chloro-2-methylphenylsulfonyl, cyclohexyl, cyclohexylmethyl, cyclopropanecarbonyl, ethyl, 2-furylcarbonyl, 2-furylmethyl, hydrogen, 2-hydroxyethyl, 2-(1H-indol-3-yl)ethyl, isopropyl, methoxy, 2-methoxyethyl, methyl, 4-(1-methylimidazolyl)sulfonyl, methylsulfonyl, phenyl, (1S)-phenylethyl, n-propyl, tetrahydro-2-furanylmethyl, trifluoromethylsulfonyl, N-carbethoxypiperidyl; or

NR^3R^4 represent together 4-acetylpiperazinyl, 4-t-butoxycarbonylpiperazinyl, 2-(3,4-dihydro-2(1H)isoquinolinyl), (2R,6S)-2,6-dimethylmorpholinyl, (2R)-2,4-dimethyl-1-piperazinyl, 2-hydroxy-3-oxomorpholinyl, imidazolyl, 2-methyl-3-oxomorpholinyl, 4-methyl-2-oxopiperazinyl, 4-methylpiperazinyl, morpholinyl, (1S,4S)-2-oxa-5-aza-bicyclo[2.2.1]hept-5-yl, 2-oxoimidazolyl, 3-oxomorpholinyl, 3-oxo-1,4-oxazepinyl, 2-oxooxazolyl, piperazinyl; piperidyl; pyrrolidyl; pyrrolidonyl, thiomorpholinyl; 1,1-dioxido-thiomorpholinyl;

OCONR^3R^4 , wherein R^3 and R^4 are each independently selected from ethyl, hydrogen or form together with the N-atom to which they are attached morpholinyl;

R^5O , wherein R^5 is acetyl, benzoyl, benzyl, ethyl, 2-fluoroethyl, 2-furylcarbonyl, hydrogen, isobutyryl, isopropyl, methyl, 2-carbomethoxyphenyl, methylsulfonyl, phenyl, n-propionyl, 3-pyridinyl, 2,2,2-trifluoroethyl;

with the proviso that when:

A_1 is C-Z and A_2 is a nitrogen atom, then T is not phenyl only substituted with nitro, 4-morpholinyl, 1-pyrrolidinyl, acetylamino, benzeneamino, benzylamino, 3-pyridylmethylamino, 4-methyl-1-piperazinyl, 4-methyl-1-piperidyl, or 2-thienylmethylamino in position 4, is not phenyl only substituted with methyl in position 2, and is not phenyl only substituted with methyl in position 4;

A_1 is a nitrogen atom and A_2 is C-Z, then Z is not 2-thienyl and phenyl optionally substituted with one or more of ethoxycarbonyl, nitro, fluoro, methyl, methoxy, acetylamino, chloro, 4-chlorophenoxy, trifluoromethyl;

A_1 is a nitrogen atom and A_2 is C-Z, X is CH_2 , Y is a single bond, then R^2 is not n-propyl, methoxy, ethoxy and NR^3R^4 , wherein R^3 and R^4 are selected from methyl, ethyl, n-propyl;

A₁ is a nitrogen atom and A₂ is C-Z, X is CH₂, Y is CH₂, then R² is not n-propyl and NR³R⁴, wherein R³ and R⁴ are selected from methyl, ethyl, n-propyl.

3. The compound of claim 1-2 selected from the group consisting of:

- 5 • ethyl (5-{{[(3-chloro-2-methylphenyl)sulfonyl]amino}-1,3,4-thiadiazol-2-yl})acetate
- (5-{{[(3-chloro-2-methylphenyl)sulfonyl]amino}-1,3,4-thiadiazol-2-yl})acetic acid
- 2-(5-{{[(3-chloro-2-methylphenyl)sulfonyl]amino}-1,3,4-thiadiazol-2-yl})-N-methylacetamide
- 2-(5-{{[(3-chloro-2-methylphenyl)sulfonyl]amino}-1,3,4-thiadiazol-2-yl})-N-ethylacetamide
- 10 • 2,5-dichloro-N-[5-(3-chlorothien-2-yl)-1,3,4-thiadiazol-2-yl]benzenesulfonamide
- isopropyl (5-{{[(3-chloro-2-methylphenyl)sulfonyl]amino}-1,3,4-thiadiazol-2-yl})acetate
- 3-chloro-N-[5-(2-hydroxyethyl)-1,3,4-thiadiazol-2-yl]-2-methylbenzenesulfonamide
- 15 • 3-chloro-N-[5-(2-ethoxyethyl)-1,3,4-thiadiazol-2-yl]-2-methylbenzenesulfonamide
- 2-(5-{{[(3-chloro-2-methylphenyl)sulfonyl]amino}-1,3,4-thiadiazol-2-yl})-N,N-diethylacetamide
- methyl (5-{{[(3-chloro-2-methylphenyl)sulfonyl]amino}-1,3,4-thiadiazol-2-yl})acetate
- 3-chloro-N-[5-(2-isopropoxyethyl)-1,3,4-thiadiazol-2-yl]-2-methylbenzenesulfonamide
- 20 • 3-chloro-N-[5-(2-methoxyethyl)-1,3,4-thiadiazol-2-yl]-2-methylbenzenesulfonamide
- 2-(5-{{[(3-chloro-2-methylphenyl)sulfonyl]amino}-1,3,4-thiadiazol-2-yl})ethyl methanesulfonate
- 2-(5-{{[(3-chloro-2-methylphenyl)sulfonyl]amino}-1,3,4-thiadiazol-2-yl})acetamide
- 25 • 3-chloro-N-{5-[2-(2-fluoroethoxy)ethyl]-1,3,4-thiadiazol-2-yl}-2-methylbenzenesulfonamide
- 3-chloro-2-methyl-N-{5-[2-(2,2,2-trifluoroethoxy)ethyl]-1,3,4-thiadiazol-2-yl}benzenesulfonamide
- 2-(5-{{[(3-chloro-2-methylphenyl)sulfonyl]amino}-1,3,4-thiadiazol-2-yl})ethyl acetate

- 3-chloro-2-methyl-N-[5-(2-morpholin-4-ylethyl)-1,3,4-thiadiazol-2-yl]benzenesulfonamide
- N-[5-(2-bromoethyl)-1,3,4-thiadiazol-2-yl]-3-chloro-2-methylbenzenesulfonamide
- 2-(5-{{(3-chloro-2-methylphenyl)sulfonyl}amino}-1,3,4-thiadiazol-2-yl)ethyl
5 morpholine-4-carboxylate
- 2-(5-{{(3-chloro-2-methylphenyl)sulfonyl}amino}-1,3,4-thiadiazol-2-yl)ethyl
diethylcarbamate
- 2-(5-{{(3-chloro-2-methylphenyl)sulfonyl}amino}-1,3,4-thiadiazol-2-yl)ethyl
propionate
- 10 • 2-(5-{{(3-chloro-2-methylphenyl)sulfonyl}amino}-1,3,4-thiadiazol-2-yl)ethyl 2-
methylpropanoate
- 2-(5-{{(3-chloro-2-methylphenyl)sulfonyl}amino}-1,3,4-thiadiazol-2-yl)ethyl 2-
furoate
- 2-(5-{{(3-chloro-2-methylphenyl)sulfonyl}amino}-1,3,4-thiadiazol-2-yl)ethyl
15 benzoate
- 2-(5-{{(3-chloro-2-methylphenyl)sulfonyl}amino}-1,3,4-thiadiazol-2-yl)-N-methoxy-
N-methylacetamide
- 2-(5-{{(3-chloro-2-methylphenyl)sulfonyl}amino}-1,3,4-thiadiazol-2-yl)ethyl
ethylcarbamate
- 20 • N-[2-(5-{{(3-chloro-2-methylphenyl)sulfonyl}amino}-1,3,4-thiadiazol-2-yl)ethyl]-N-
ethylacetamide
- 3-chloro-2-methyl-N-[5-(2-oxopentyl)-1,3,4-thiadiazol-2-yl]benzenesulfonamide
- N-{5-[2-(1,1-dioxidothiomorpholin-4-yl)-2-oxoethyl]-1,3,4-thiadiazol-2-yl}-4-
propylbenzenesulfonamide
- 25 • 2,4,6-trichloro-N-[5-(2-morpholin-4-ylethyl)-1,3,4-thiadiazol-2-
yl]benzenesulfonamide
- 2,4-dichloro-N-[5-(2-morpholin-4-ylethyl)-1,3,4-thiadiazol-2-yl]benzenesulfonamide
- 3-chloro-2-methyl-N-{5-[2-(3-oxomorpholin-4-yl)ethyl]-1,3,4-thiadiazol-2-
yl}benzenesulfonamide

- 2,4-dichloro-6-methyl-N-[5-(2-morpholin-4-ylethyl)-1,3,4-thiadiazol-2-yl]benzenesulfonamide
- N-[5-(2-morpholin-4-ylethyl)-1,3,4-thiadiazol-2-yl]-4-propylbenzenesulfonamide
- 2,4-dichloro-6-methyl-N-[5-(2-morpholin-4-yl-2-oxoethyl)-1,3,4-thiadiazol-2-yl]benzenesulfonamide
- 5
- 2,4,6-trichloro-N-[5-(2-morpholin-4-yl-2-oxoethyl)-1,3,4-thiadiazol-2-yl]benzenesulfonamide
- N-[5-(2-morpholin-4-yl-2-oxoethyl)-1,3,4-thiadiazol-2-yl]-1,1'-biphenyl-4-sulfonamide
- 10
- N-[5-(2-morpholin-4-yl-2-oxoethyl)-1,3,4-thiadiazol-2-yl]-4-propylbenzenesulfonamide
- N-[5-(2-oxo-2-thiomorpholin-4-ylethyl)-1,3,4-thiadiazol-2-yl]-1,1'-biphenyl-4-sulfonamide
- N-[5-(2-oxo-2-thiomorpholin-4-ylethyl)-1,3,4-thiadiazol-2-yl]-4-propylbenzenesulfonamide
- 15
- 2,4-dichloro-6-methyl-N-[5-(2-oxo-2-thiomorpholin-4-ylethyl)-1,3,4-thiadiazol-2-yl]benzenesulfonamide
- N-[5-(2-oxo-2-piperidin-1-ylethyl)-1,3,4-thiadiazol-2-yl]-1,1'-biphenyl-4-sulfonamide
- 20
- N-[5-(2-oxo-2-piperidin-1-ylethyl)-1,3,4-thiadiazol-2-yl]-4-propylbenzenesulfonamide
- 2,4-dichloro-6-methyl-N-[5-(2-oxo-2-piperidin-1-ylethyl)-1,3,4-thiadiazol-2-yl]benzenesulfonamide
- 2,4,6-trichloro-N-[5-(2-oxo-2-piperidin-1-ylethyl)-1,3,4-thiadiazol-2-yl]benzenesulfonamide
- 25
- ethyl (5-{{(3-chloro-2-methylphenyl)sulfonyl}amino}-1,3,4-thiadiazol-2-yl)(oxo)acetate
- 2-{{(1,1'-biphenyl-4-ylsulfonyl)amino}-1,3,4-thiadiazol-2-yl}-N-ethyl-N-methylacetamide

- N-ethyl-N-methyl-2-(5-{{(4-propylphenyl)sulfonyl}amino}-1,3,4-thiadiazol-2-yl)acetamide
- 2-(5-{{(2,4-dichloro-6-methylphenyl)sulfonyl}amino}-1,3,4-thiadiazol-2-yl)-N-ethyl-N-methylacetamide
- 5 • N-ethyl-N-methyl-2-(5-{{(2,4,6-trichlorophenyl)sulfonyl}amino}-1,3,4-thiadiazol-2-yl)acetamide
- 2,4,6-trichloro-N-[5-(2-oxo-2-thiomorpholin-4-ylethyl)-1,3,4-thiadiazol-2-yl]benzenesulfonamide
- 2-{5-[(1,1'-biphenyl-4-ylsulfonyl)amino]-1,3,4-thiadiazol-2-yl}-N-isopropyl-N-methylacetamide
- 10 • 2-{5-[(1,1'-biphenyl-4-ylsulfonyl)amino]-1,3,4-thiadiazol-2-yl}-N,N-diethylacetamide
- N,N-diethyl-2-(5-{{(4-propylphenyl)sulfonyl}amino}-1,3,4-thiadiazol-2-yl)acetamide
- 2-(5-{{(2,4-dichloro-6-methylphenyl)sulfonyl}amino}-1,3,4-thiadiazol-2-yl)-N,N-diethylacetamide
- 15 • N,N-diethyl-2-(5-{{(2,4,6-trichlorophenyl)sulfonyl}amino}-1,3,4-thiadiazol-2-yl)acetamide
- 2-{5-[(1,1'-biphenyl-4-ylsulfonyl)amino]-1,3,4-thiadiazol-2-yl}-N,N-diisopropylacetamide
- 20 • N,N-diisopropyl-2-(5-{{(4-propylphenyl)sulfonyl}amino}-1,3,4-thiadiazol-2-yl)acetamide
- 2-(5-{{(2,4-dichloro-6-methylphenyl)sulfonyl}amino}-1,3,4-thiadiazol-2-yl)-N,N-diisopropylacetamide
- N,N-diisopropyl-2-(5-{{(2,4,6-trichlorophenyl)sulfonyl}amino}-1,3,4-thiadiazol-2-yl)acetamide
- 25 • 4-propyl-N-(5-pyridin-3-yl-1,3,4-thiadiazol-2-yl)benzenesulfonamide
- 3-chloro-N-[5-(5-chlorothien-2-yl)-1,3,4-thiadiazol-2-yl]-2-methylbenzenesulfonamide
- 2,4,6-trichloro-N-(5-pyridin-3-yl-1,3,4-thiadiazol-2-yl)benzenesulfonamide
- 30 • 2,4,6-trichloro-N-[5-(5-chlorothien-2-yl)-1,3,4-thiadiazol-2-yl]benzenesulfonamide

- N-(5-pyridin-3-yl-1,3,4-thiadiazol-2-yl)-1,1'-biphenyl-4-sulfonamide
- 2,4-dichloro-6-methyl-N-(5-pyridin-3-yl-1,3,4-thiadiazol-2-yl)benzenesulfonamide
- 2,4-dichloro-N-[5-(5-chlorothien-2-yl)-1,3,4-thiadiazol-2-yl]-6-methylbenzenesulfonamide
- 5 • 2-(5-{{(3-chloro-2-methylphenyl)sulfonyl}amino}-1,3,4-thiadiazol-2-yl)-N,N-dipropylacetamide
- 3-chloro-2-methyl-N-[5-(2-oxo-2-piperazin-1-ylethyl)-1,3,4-thiadiazol-2-yl]benzenesulfonamide
- 2,4-dichloro-N-[5-(2,5-dimethyl-3-furyl)-1,3,4-thiadiazol-2-yl]-6-methylbenzenesulfonamide
- 10 • N-[5-(3-chlorothien-2-yl)-1,3,4-thiadiazol-2-yl]-4-propylbenzenesulfonamide
- 3-chloro-N-[5-(3-chlorothien-2-yl)-1,3,4-thiadiazol-2-yl]-2-methylbenzenesulfonamide
- 2,4,6-trichloro-N-[5-(3-chlorothien-2-yl)-1,3,4-thiadiazol-2-yl]benzenesulfonamide
- 15 • 2,4-dichloro-N-[5-(3-chlorothien-2-yl)-1,3,4-thiadiazol-2-yl]-6-methylbenzenesulfonamide
- 4-bromo-2-methyl-N-[5-(2-morpholin-4-yl-2-oxoethyl)-1,3,4-thiadiazol-2-yl]benzenesulfonamide
- N-[5-(2-morpholin-4-yl-2-oxoethyl)-1,3,4-thiadiazol-2-yl]-2,4-bis(trifluoromethyl)benzenesulfonamide
- 20 • 2-methyl-N-[5-(2-morpholin-4-yl-2-oxoethyl)-1,3,4-thiadiazol-2-yl]-4-(trifluoromethoxy)benzenesulfonamide
- N-[5-(2-morpholin-4-yl-2-oxoethyl)-1,3,4-thiadiazol-2-yl]-4-phenoxybenzenesulfonamide
- 25 • 4-chloro-2,6-dimethyl-N-[5-(2-morpholin-4-yl-2-oxoethyl)-1,3,4-thiadiazol-2-yl]benzenesulfonamide
- 2,4-dichloro-N-[5-(2-morpholin-4-yl-2-oxoethyl)-1,3,4-thiadiazol-2-yl]benzenesulfonamide
- tert-butyl 4-[(5-{{(3-chloro-2-methylphenyl)sulfonyl}amino}-1,3,4-thiadiazol-2-yl)acetyl]piperazine-1-carboxylate
- 30

- 2-(5-{{(3-chloro-2-methylphenyl)sulfonyl}amino}-1,3,4-thiadiazol-2-yl)-N,N-dimethylacetamide
- 3-chloro-2-methyl-N-{5-[2-(pyridin-3-yloxy)ethyl]-1,3,4-thiadiazol-2-yl}benzenesulfonamide
- 5 • 2-(5-{{(3-chloro-2-methylphenyl)sulfonyl}amino}-1,3,4-thiadiazol-2-yl)-N-isopropyl-N-methylacetamide
- 2-(5-{{(3-chloro-2-methylphenyl)sulfonyl}amino}-1,3,4-thiadiazol-2-yl)-N-ethyl-N-methylacetamide
- 3-chloro-2-methyl-N-[5-(2-oxo-2-thiomorpholin-4-ylethyl)-1,3,4-thiadiazol-2-yl]benzenesulfonamide
- 10 • 3-chloro-2-methyl-N-[5-(2-morpholin-4-yl-2-oxoethyl)-1,3,4-thiadiazol-2-yl]benzenesulfonamide
- 2-(5-{{(3-chloro-2-methylphenyl)sulfonyl}amino}-1,3,4-thiadiazol-2-yl)-N,N-diisopropylacetamide
- 15 • 3-chloro-2-methyl-N-[5-(2-oxo-2-pyrrolidin-1-ylethyl)-1,3,4-thiadiazol-2-yl]benzenesulfonamide
- 3-chloro-2-methyl-N-[5-(2-oxo-2-piperidin-1-ylethyl)-1,3,4-thiadiazol-2-yl]benzenesulfonamide
- 3-chloro-2-methyl-N-[5-(morpholin-4-ylmethyl)-1,3,4-thiadiazol-2-yl]benzenesulfonamide
- 20 • 3-chloro-N-{5-[2-(1H-imidazol-1-yl)ethyl]-1,3,4-thiadiazol-2-yl}-2-methylbenzenesulfonamide
- 2,4,5-trichloro-N-[5-(3-chlorothien-2-yl)-1,3,4-thiadiazol-2-yl]benzenesulfonamide
- 2,3,4-trichloro-N-[5-(3-chlorothien-2-yl)-1,3,4-thiadiazol-2-yl]benzenesulfonamide
- 25 • 4-bromo-N-[5-(3-chlorothien-2-yl)-1,3,4-thiadiazol-2-yl]-2,5-difluorobenzenesulfonamide
- 4-bromo-5-chloro-N-[5-(3-chlorothien-2-yl)-1,3,4-thiadiazol-2-yl]thiophene-2-sulfonamide
- 2,6-dichloro-N-[5-(3-chlorothien-2-yl)-1,3,4-thiadiazol-2-yl]benzenesulfonamide

- N-[2-(5-{{(3-chloro-2-methylphenyl)sulfonyl}amino}-1,3,4-thiadiazol-2-yl)ethyl]acetamide
- 3-chloro-2-methyl-N-(5-{{2-[(methylsulfonyl)amino]ethyl}-1,3,4-thiadiazol-2-yl}benzenesulfonamide
- 5 • 3-chloro-2-methyl-N-{{5-{{2-(3-oxo-1,4-oxazepan-4-yl)ethyl}-1,3,4-thiadiazol-2-yl}}benzenesulfonamide
- 3-chloro-2-methyl-N-{{5-{{2-(2-oxopyrrolidin-1-yl)ethyl}-1,3,4-thiadiazol-2-yl}}benzenesulfonamide
- 3-chloro-2-methyl-N-(5-{{2-[methyl(methylsulfonyl)amino]ethyl}-1,3,4-thiadiazol-2-yl}benzenesulfonamide
- 10 • N-[2-(5-{{(3-chloro-2-methylphenyl)sulfonyl}amino}-1,3,4-thiadiazol-2-yl)ethyl]-N-methylcyclopropanecarboxamide
- 3-chloro-2-methyl-N-{{5-{{2-(4-methyl-2-oxopiperazin-1-yl)ethyl}-1,3,4-thiadiazol-2-yl}}benzenesulfonamide
- 15 • 3-chloro-2-methyl-N-[5-(2-{{(trifluoromethyl)sulfonyl}amino}ethyl)-1,3,4-thiadiazol-2-yl]benzenesulfonamide
- 2,4-dichloro-N-{{5-{{2-(3-oxomorpholin-4-yl)ethyl}-1,3,4-thiadiazol-2-yl}}benzenesulfonamide
- 2,4-dichloro-6-methyl-N-{{5-{{2-(3-oxomorpholin-4-yl)ethyl}-1,3,4-thiadiazol-2-yl}}benzenesulfonamide
- 20 • 2,4,6-trichloro-N-{{5-{{2-(3-oxomorpholin-4-yl)ethyl}-1,3,4-thiadiazol-2-yl}}benzenesulfonamide
- 4-(2-furyl)-N-[5-(2-morpholin-4-yl-2-oxoethyl)-1,3,4-thiadiazol-2-yl]benzenesulfonamide
- 25 • 5'-fluoro-2'-methoxy-N-[5-(2-morpholin-4-yl-2-oxoethyl)-1,3,4-thiadiazol-2-yl]-1,1'-biphenyl-4-sulfonamide
- 4-(5-methylthien-2-yl)-N-[5-(2-morpholin-4-yl-2-oxoethyl)-1,3,4-thiadiazol-2-yl]benzenesulfonamide
- 3'-acetyl-N-[5-(2-morpholin-4-yl-2-oxoethyl)-1,3,4-thiadiazol-2-yl]-1,1'-biphenyl-4-sulfonamide
- 30

- N-[5-(2-morpholin-4-yl-2-oxoethyl)-1,3,4-thiadiazol-2-yl]-4'-(trifluoromethoxy)-1,1'-biphenyl-4-sulfonamide
- 3',4'-dichloro-N-[5-(2-morpholin-4-yl-2-oxoethyl)-1,3,4-thiadiazol-2-yl]-1,1'-biphenyl-4-sulfonamide
- 5 • 4-(1,3-benzodioxol-5-yl)-N-[5-(2-morpholin-4-yl-2-oxoethyl)-1,3,4-thiadiazol-2-yl]benzenesulfonamide
- 4-(5-chlorothiophen-2-yl)-N-[5-(2-morpholin-4-yl-2-oxoethyl)-1,3,4-thiadiazol-2-yl]benzenesulfonamide
- N-[5-(2-morpholin-4-yl-2-oxoethyl)-1,3,4-thiadiazol-2-yl]-4-pyridin-4-ylbenzenesulfonamide
- 10 • N-[4'-({[5-(2-morpholin-4-yl-2-oxoethyl)-1,3,4-thiadiazol-2-yl]amino}sulfonyl)-1,1'-biphenyl-3-yl]acetamide
- N-[5-(2-morpholin-4-yl-2-oxoethyl)-1,3,4-thiadiazol-2-yl]-4-thien-3-ylbenzenesulfonamide
- 15 • N-[5-(2-morpholin-4-yl-2-oxoethyl)-1,3,4-thiadiazol-2-yl]-4-thien-2-ylbenzenesulfonamide
- 4'-(methylthio)-N-[5-(2-morpholin-4-yl-2-oxoethyl)-1,3,4-thiadiazol-2-yl]-1,1'-biphenyl-4-sulfonamide
- N-[5-(2-morpholin-4-yl-2-oxoethyl)-1,3,4-thiadiazol-2-yl]-3',5'-bis(trifluoromethyl)-1,1'-biphenyl-4-sulfonamide
- 20 • 4'-chloro-N-[5-(2-morpholin-4-yl-2-oxoethyl)-1,3,4-thiadiazol-2-yl]-1,1'-biphenyl-4-sulfonamide
- N-[5-(2-morpholin-4-yl-2-oxoethyl)-1,3,4-thiadiazol-2-yl]-3'-nitro-1,1'-biphenyl-4-sulfonamide
- 25 • 3-chloro-2-methyl-N-[5-(2-{methyl[(trifluoromethyl)sulfonyl]amino}ethyl)-1,3,4-thiadiazol-2-yl]benzenesulfonamide
- N-[2-(5-{{(3-chloro-2-methylphenyl)sulfonyl}amino}-1,3,4-thiadiazol-2-yl)ethyl]-1-methyl-1H-imidazole-4-sulfonamide
- 3-chloro-N-{5-[2-(2-hydroxy-3-oxomorpholin-4-yl)ethyl]-1,3,4-thiadiazol-2-yl}-2-methylbenzenesulfonamide
- 30

- 4,5-dichloro-N- {5-[2-(3-oxomorpholin-4-yl)ethyl]-1,3,4-thiadiazol-2-yl} thiophene-2-sulfonamide
- N- {5-[2-(3-oxomorpholin-4-yl)ethyl]-1,3,4-thiadiazol-2-yl} -4-phenoxybenzenesulfonamide
- 5 • 3-fluoro-N- {5-[2-(3-oxomorpholin-4-yl)ethyl]-1,3,4-thiadiazol-2-yl} benzenesulfonamide
- N- {5-[2-(3-oxomorpholin-4-yl)ethyl]-1,3,4-thiadiazol-2-yl} -5-pyridin-2-ylthiophene-2-sulfonamide
- N- {2-chloro-4-[({5-[2-(3-oxomorpholin-4-yl)ethyl]-1,3,4-thiadiazol-2-yl} amino)sulfonyl]phenyl} acetamide
- 10 • ethyl (5- {[(3-chloro-2-methylphenyl)sulfonyl]amino} -1,2,4-thiadiazol-3-yl)acetate
- (5- {[(3-chloro-2-methylphenyl)sulfonyl]amino} -1,2,4-thiadiazol-3-yl)acetic acid
- 2-(5- {[(3-chloro-2-methylphenyl)sulfonyl]amino} -1,2,4-thiadiazol-3-yl)-N-methylacetamide
- 15 • 2-(5- {[(3-chloro-2-methylphenyl)sulfonyl]amino} -1,2,4-thiadiazol-3-yl)-N-ethylacetamide
- 2,5-dichloro-N-[3-(3-chlorothien-2-yl)-1,2,4-thiadiazol-5-yl]benzenesulfonamide
- isopropyl (5- {[(3-chloro-2-methylphenyl)sulfonyl]amino} -1,2,4-thiadiazol-3-yl)acetate
- 20 • 3-chloro-N-[3-(2-hydroxyethyl)-1,2,4-thiadiazol-5-yl]-2-methylbenzenesulfonamide
- 3-chloro-N-[3-(2-ethoxyethyl)-1,2,4-thiadiazol-5-yl]-2-methylbenzenesulfonamide
- 2-(5- {[(3-chloro-2-methylphenyl)sulfonyl]amino} -1,2,4-thiadiazol-3-yl)-N,N-diethylacetamide
- methyl (5- {[(3-chloro-2-methylphenyl)sulfonyl]amino} -1,2,4-thiadiazol-3-yl)acetate
- 25 • 3-chloro-N-[3-(2-isopropoxyethyl)-1,2,4-thiadiazol-5-yl]-2-methylbenzenesulfonamide
- 3-chloro-N-[3-(2-methoxyethyl)-1,2,4-thiadiazol-5-yl]-2-methylbenzenesulfonamide
- 2-(5- {[(3-chloro-2-methylphenyl)sulfonyl]amino} -1,2,4-thiadiazol-3-yl)ethylmethanesulfonate
- 30 • 2-(5- {[(3-chloro-2-methylphenyl)sulfonyl]amino} -1,2,4-thiadiazol-3-yl)acetamide

- 3-chloro-N-{3-[2-(2-fluoroethoxy)ethyl]-1,2,4-thiadiazol-5-yl}-2-methylbenzenesulfonamide
- 3-chloro-2-methyl-N-{3-[2-(2,2,2-trifluoroethoxy)ethyl]-1,2,4-thiadiazol-5-yl}benzenesulfonamide
- 5 • 2-(5-[[3-chloro-2-methylphenyl)sulfonyl]amino]-1,2,4-thiadiazol-3-yl)ethyl acetate
- 3-chloro-2-methyl-N-[3-(2-morpholin-4-ylethyl)-1,2,4-thiadiazol-5-yl]benzenesulfonamide
- N-[3-(2-bromoethyl)-1,2,4-thiadiazol-5-yl]-3-chloro-2-methylbenzenesulfonamide
- 2-(5-[[3-chloro-2-methylphenyl)sulfonyl]amino]-1,2,4-thiadiazol-3-yl)ethyl
10 morpholine-4-carboxylate
- 2-(5-[[3-chloro-2-methylphenyl)sulfonyl]amino]-1,2,4-thiadiazol-3-yl)ethyl diethylcarbamate
- 2-(5-[[3-chloro-2-methylphenyl)sulfonyl]amino]-1,2,4-thiadiazol-3-yl)ethyl propionate
- 15 • 2-(5-[[3-chloro-2-methylphenyl)sulfonyl]amino]-1,2,4-thiadiazol-3-yl)ethyl 2-methylpropanoate
- 2-(5-[[3-chloro-2-methylphenyl)sulfonyl]amino]-1,2,4-thiadiazol-3-yl)ethyl 2-furoate
- 2-(5-[[3-chloro-2-methylphenyl)sulfonyl]amino]-1,2,4-thiadiazol-3-yl)ethyl
20 benzoate
- 2-(5-[[3-chloro-2-methylphenyl)sulfonyl]amino]-1,2,4-thiadiazol-3-yl)-N-methoxy-N-methylacetamide
- 3-chloro-N-{3-[2-(diethylamino)ethyl]-1,2,4-thiadiazol-5-yl}-2-methylbenzenesulfonamide
- 25 • 2-(5-[[3-chloro-2-methylphenyl)sulfonyl]amino]-1,2,4-thiadiazol-3-yl)ethyl ethylcarbamate
- N-[2-(5-[[3-chloro-2-methylphenyl)sulfonyl]amino]-1,2,4-thiadiazol-3-yl)ethyl]-N-ethylacetamide
- 3-chloro-2-methyl-N-[3-(2-oxopentyl)-1,2,4-thiadiazol-5-yl]benzenesulfonamide

- N-{3-[2-(1,1-dioxidothiomorpholin-4-yl)-2-oxoethyl]-1,2,4-thiadiazol-5-yl}-4-propylbenzenesulfonamide
- 2,4,6-trichloro-N-[3-(2-morpholin-4-ylethyl)-1,2,4-thiadiazol-5-yl]benzenesulfonamide
- 5 • 2,4-dichloro-N-[3-(2-morpholin-4-ylethyl)-1,2,4-thiadiazol-5-yl]benzenesulfonamide
- 3-chloro-2-methyl-N-{3-[2-(3-oxomorpholin-4-yl)ethyl]-1,2,4-thiadiazol-5-yl}benzenesulfonamide
- 2,4-dichloro-6-methyl-N-[3-(2-morpholin-4-ylethyl)-1,2,4-thiadiazol-5-yl]benzenesulfonamide
- 10 • N-[3-(2-morpholin-4-ylethyl)-1,2,4-thiadiazol-5-yl]-4-propylbenzenesulfonamide
- 2,4-dichloro-6-methyl-N-[3-(2-morpholin-4-yl-2-oxoethyl)-1,2,4-thiadiazol-5-yl]benzenesulfonamide
- 2,4,6-trichloro-N-[3-(2-morpholin-4-yl-2-oxoethyl)-1,2,4-thiadiazol-5-yl]benzenesulfonamide
- 15 • N-[3-(2-morpholin-4-yl-2-oxoethyl)-1,2,4-thiadiazol-5-yl]-1,1'-biphenyl-4-sulfonamide
- N-[3-(2-morpholin-4-yl-2-oxoethyl)-1,2,4-thiadiazol-5-yl]-4-propylbenzenesulfonamide
- N-[3-(2-oxo-2-thiomorpholin-4-ylethyl)-1,2,4-thiadiazol-5-yl]-1,1'-biphenyl-4-sulfonamide
- 20 • N-[3-(2-oxo-2-thiomorpholin-4-ylethyl)-1,2,4-thiadiazol-5-yl]-4-propylbenzenesulfonamide
- 2,4-dichloro-6-methyl-N-[3-(2-oxo-2-thiomorpholin-4-ylethyl)-1,2,4-thiadiazol-5-yl]benzenesulfonamide
- 25 • N-[3-(2-oxo-2-piperidin-1-ylethyl)-1,2,4-thiadiazol-5-yl]-1,1'-biphenyl-4-sulfonamide
- N-[3-(2-oxo-2-piperidin-1-ylethyl)-1,2,4-thiadiazol-5-yl]-4-propylbenzenesulfonamide
- 2,4-dichloro-6-methyl-N-[3-(2-oxo-2-piperidin-1-ylethyl)-1,2,4-thiadiazol-5-yl]benzenesulfonamide
- 30

- 2,4,6-trichloro-N-[3-(2-oxo-2-piperidin-1-ylethyl)-1,2,4-thiadiazol-5-yl]benzenesulfonamide
- N-(3-phenyl-1,2,4-thiadiazol-5-yl)-4-propylbenzenesulfonamide
- ethyl (5-{{(3-chloro-2-methylphenyl)sulfonyl}amino}-1,2,4-thiadiazol-3-yl)(oxo)acetate
- 3-chloro-2-methyl-N-(3-phenyl-1,2,4-thiadiazol-5-yl)benzenesulfonamide
- 3-chloro-N-[3-(4-fluoro-3-methylphenyl)-1,2,4-thiadiazol-5-yl]-2-methylbenzenesulfonamide
- 2,4,6-trichloro-N-(3-phenyl-1,2,4-thiadiazol-5-yl)benzenesulfonamide
- N-(3-phenyl-1,2,4-thiadiazol-5-yl)-1,1'-biphenyl-4-sulfonamide
- 2,4-dichloro-6-methyl-N-(3-phenyl-1,2,4-thiadiazol-5-yl)benzenesulfonamide
- 2-{5-[(1,1'-biphenyl-4-ylsulfonyl)amino]-1,2,4-thiadiazol-3-yl}-N-ethyl-N-methylacetamide
- N-ethyl-N-methyl-2-(5-{{(4-propylphenyl)sulfonyl}amino}-1,2,4-thiadiazol-3-yl)acetamide
- 2-(5-{{(2,4-dichloro-6-methylphenyl)sulfonyl}amino}-1,2,4-thiadiazol-3-yl)-N-ethyl-N-methylacetamide
- N-ethyl-N-methyl-2-(5-{{(2,4,6-trichlorophenyl)sulfonyl}amino}-1,2,4-thiadiazol-3-yl)acetamide
- 2,4,6-trichloro-N-[3-(2-oxo-2-thiomorpholin-4-ylethyl)-1,2,4-thiadiazol-5-yl]benzenesulfonamide
- 2-{5-[(1,1'-biphenyl-4-ylsulfonyl)amino]-1,2,4-thiadiazol-3-yl}-N-isopropyl-N-methylacetamide
- 2-{5-[(1,1'-biphenyl-4-ylsulfonyl)amino]-1,2,4-thiadiazol-3-yl}-N,N-diethylacetamide
- N,N-diethyl-2-(5-{{(4-propylphenyl)sulfonyl}amino}-1,2,4-thiadiazol-3-yl)acetamide
- 2-(5-{{(2,4-dichloro-6-methylphenyl)sulfonyl}amino}-1,2,4-thiadiazol-3-yl)-N,N-diethylacetamide
- N,N-diethyl-2-(5-{{(2,4,6-trichlorophenyl)sulfonyl}amino}-1,2,4-thiadiazol-3-yl)acetamide

- 2-{5-[(1,1'-biphenyl-4-ylsulfonyl)amino]-1,2,4-thiadiazol-3-yl}-N,N-diisopropylacetamide
- N,N-diisopropyl-2-(5-[[4-propylphenyl)sulfonyl]amino]-1,2,4-thiadiazol-3-yl)acetamide
- 5 • 2-(5-[[2,4-dichloro-6-methylphenyl)sulfonyl]amino]-1,2,4-thiadiazol-3-yl)-N,N-diisopropylacetamide
- N,N-diisopropyl-2-(5-[[2,4,6-trichlorophenyl)sulfonyl]amino]-1,2,4-thiadiazol-3-yl)acetamide
- N-[4-(5-[[4-propylphenyl)sulfonyl]amino]-1,2,4-thiadiazol-3-yl)phenyl]acetamide
- 10 • 4-propyl-N-(3-pyridin-3-yl-1,2,4-thiadiazol-5-yl)benzenesulfonamide
- N-[3-(2-chloro-5-nitrophenyl)-1,2,4-thiadiazol-5-yl]-4-propylbenzenesulfonamide
- N-[3-(2-chlorophenyl)-1,2,4-thiadiazol-5-yl]-4-propylbenzenesulfonamide
- 3-chloro-N-[3-(2-chloro-5-nitrophenyl)-1,2,4-thiadiazol-5-yl]-2-methylbenzenesulfonamide
- 15 • 3-chloro-N-[3-(5-chlorothien-2-yl)-1,2,4-thiadiazol-5-yl]-2-methylbenzenesulfonamide
- 3-chloro-N-[3-(2-chlorophenyl)-1,2,4-thiadiazol-5-yl]-2-methylbenzenesulfonamide
- N-[4-(5-[[2,4,6-trichlorophenyl)sulfonyl]amino]-1,2,4-thiadiazol-3-yl)phenyl]acetamide
- 20 • 2,4,6-trichloro-N-(3-pyridin-3-yl-1,2,4-thiadiazol-5-yl)benzenesulfonamide
- 2,4,6-trichloro-N-[3-(2-chloro-5-nitrophenyl)-1,2,4-thiadiazol-5-yl]benzenesulfonamide
- 2,4,6-trichloro-N-[3-(5-chlorothien-2-yl)-1,2,4-thiadiazol-5-yl]benzenesulfonamide
- 2,4,6-trichloro-N-[3-(2-chlorophenyl)-1,2,4-thiadiazol-5-yl]benzenesulfonamide
- 25 • N-(4-{5-[(1,1'-biphenyl-4-ylsulfonyl)amino]-1,2,4-thiadiazol-3-yl}phenyl)acetamide
- N-(3-pyridin-3-yl-1,2,4-thiadiazol-5-yl)-1,1'-biphenyl-4-sulfonamide
- N-[3-(2-chloro-5-nitrophenyl)-1,2,4-thiadiazol-5-yl]-1,1'-biphenyl-4-sulfonamide
- N-[3-(2-chlorophenyl)-1,2,4-thiadiazol-5-yl]-1,1'-biphenyl-4-sulfonamide
- N-[4-(5-[[2,4-dichloro-6-methylphenyl)sulfonyl]amino]-1,2,4-thiadiazol-3-yl)phenyl]acetamide
- 30

- 2,4-dichloro-6-methyl-N-(3-pyridin-3-yl-1,2,4-thiadiazol-5-yl)benzenesulfonamide
- 2,4-dichloro-N-[3-(2-chloro-5-nitrophenyl)-1,2,4-thiadiazol-5-yl]-6-methylbenzenesulfonamide
- 2,4-dichloro-N-[3-(5-chlorothien-2-yl)-1,2,4-thiadiazol-5-yl]-6-methylbenzenesulfonamide
- 5 • 2-(5- {[3-(3-chloro-2-methylphenyl)sulfonyl]amino}-1,2,4-thiadiazol-3-yl)-N,N-dipropylacetamide
- 3-chloro-2-methyl-N-[3-(2-oxo-2-piperazin-1-ylethyl)-1,2,4-thiadiazol-5-yl]benzenesulfonamide
- 10 • 2,4-dichloro-N-[3-(2,5-dimethyl-3-furyl)-1,2,4-thiadiazol-5-yl]-6-methylbenzenesulfonamide
- N-[3-(3-chlorothien-2-yl)-1,2,4-thiadiazol-5-yl]-4-propylbenzenesulfonamide
- 3-chloro-N-[3-(3-chlorothien-2-yl)-1,2,4-thiadiazol-5-yl]-2-methylbenzenesulfonamide
- 15 • 2,4,6-trichloro-N-[3-(3-chlorothien-2-yl)-1,2,4-thiadiazol-5-yl]benzenesulfonamide
- 2,4-dichloro-N-[3-chlorothien-2-yl)-1,2,4-thiadiazol-5-yl]-6-methylbenzenesulfonamide
- 2,4-dichloro-N-[3-(2-chlorophenyl)-1,2,4-thiadiazol-5-yl]-6-methylbenzenesulfonamide
- 20 • 4-bromo-2-methyl-N-[3-(2-morpholin-4-yl-2-oxoethyl)-1,2,4-thiadiazol-5-yl]benzenesulfonamide
- N-[3-(2-morpholin-4-yl-2-oxoethyl)-1,2,4-thiadiazol-5-yl]-2,4-bis(trifluoromethyl)benzenesulfonamide
- 2-methyl-N-[3-(2-morpholin-4-yl-2-oxoethyl)-1,2,4-thiadiazol-5-yl]-4-(trifluoromethoxy)benzenesulfonamide
- 25 • N-[3-(2-morpholin-4-yl-2-oxoethyl)-1,2,4-thiadiazol-5-yl]-4-phenoxybenzenesulfonamide
- 4-chloro-2,6-dimethyl-N-[3-(2-morpholin-4-yl-2-oxoethyl)-1,2,4-thiadiazol-5-yl]benzenesulfonamide

- 2,4-dichloro-N-[3-(2-morpholin-4-yl-2-oxoethyl)-1,2,4-thiadiazol-5-yl]benzenesulfonamide
- tert-butyl 4-[(5-[[[(3-chloro-2-methylphenyl)sulfonyl]amino]-1,2,4-thiadiazol-3-yl]acetyl]piperazine-1-carboxylate
- 5 • 2-(5-[[[(3-chloro-2-methylphenyl)sulfonyl]amino]-1,2,4-thiadiazol-3-yl]-N,N-dimethylacetamide
- 3-chloro-2-methyl-N-{3-[2-(pyridin-3-yloxy)ethyl]-1,2,4-thiadiazol-5-yl}benzenesulfonamide
- 2-(5-[[[(3-chloro-2-methylphenyl)sulfonyl]amino]-1,2,4-thiadiazol-3-yl]-N-10 isopropyl-N-methylacetamide
- 2-(5-[[[(3-chloro-2-methylphenyl)sulfonyl]amino]-1,2,4-thiadiazol-3-yl]-N-ethyl-N-methylacetamide
- 3-chloro-2-methyl-N-[3-(2-oxo-2-thiomorpholin-4-ylethyl)-1,2,4-thiadiazol-5-yl]benzenesulfonamide
- 15 • 3-chloro-2-methyl-N-[3-(2-morpholin-4-yl-2-oxoethyl)-1,2,4-thiadiazol-5-yl]benzenesulfonamide
- 2-(5-[[[(3-chloro-2-methylphenyl)sulfonyl]amino]-1,2,4-thiadiazol-3-yl]-N,N-diisopropylacetamide
- 3-chloro-2-methyl-N-[3-(2-oxo-2-pyrrolidin-1-ylethyl)-1,2,4-thiadiazol-5-20 yl]benzenesulfonamide
- 3-chloro-2-methyl-N-[3-(2-oxo-2-piperidin-1-ylethyl)-1,2,4-thiadiazol-5-yl]benzenesulfonamide
- 3-chloro-2-methyl-N-[3-(morpholin-4-ylmethyl)-1,2,4-thiadiazol-5-yl]benzenesulfonamide
- 25 • 3-chloro-N-{3-[2-(1H-imidazol-1-yl)ethyl]-1,2,4-thiadiazol-5-yl}-2-methylbenzenesulfonamide
- 2,4,5-trichloro-N-[3-(3-chlorothien-2-yl)-1,2,4-thiadiazol-5-yl]benzenesulfonamide
- 2,3,4-trichloro-N-[3-(3-chlorothien-2-yl)-1,2,4-thiadiazol-5-yl]benzenesulfonamide
- 2,3,4-trichloro-N-[3-(2-chlorophenyl)-1,2,4-thiadiazol-5-yl]benzenesulfonamide

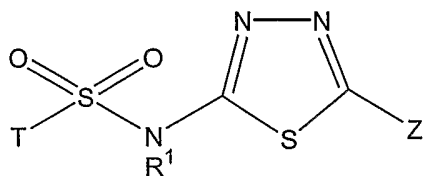
- N-[4-(5-{{(4-bromo-2,5-difluorophenyl)sulfonyl}amino}-1,2,4-thiadiazol-3-yl)phenyl]acetamide
- 4-bromo-N-[3-(3-chlorothien-2-yl)-1,2,4-thiadiazol-5-yl]-2,5-difluorobenzenesulfonamide
- 5 • 4,5-dichloro-N-[3-(2-chlorophenyl)-1,2,4-thiadiazol-5-yl]thiophene-2-sulfonamide
- N-[4-(5-{{(2,4,5-trichlorophenyl)sulfonyl}amino}-1,2,4-thiadiazol-3-yl)phenyl]acetamide
- 4-bromo-5-chloro-N-[3-(3-chlorothien-2-yl)-1,2,4-thiadiazol-5-yl]thiophene-2-sulfonamide
- 10 • 3-bromo-5-chloro-N-[3-(2-chlorophenyl)-1,2,4-thiadiazol-5-yl]thiophene-2-sulfonamide
- N-[4-(5-{{(2,6-dichlorophenyl)sulfonyl}amino}-1,2,4-thiadiazol-3-yl)phenyl]acetamide
- 2,6-dichloro-N-[3-(3-chlorothien-2-yl)-1,2,4-thiadiazol-5-yl]benzenesulfonamide
- 15 • N-[2-(5-{{(3-chloro-2-methylphenyl)sulfonyl}amino}-1,2,4-thiadiazol-3-yl)ethyl]acetamide
- 3-chloro-2-methyl-N-(3-{{2-[(methylsulfonyl)amino]ethyl}-1,2,4-thiadiazol-5-yl)benzenesulfonamide
- 3-chloro-2-methyl-N-{{3-[2-(3-oxo-1,4-oxazepan-4-yl)ethyl]-1,2,4-thiadiazol-5-yl}}benzenesulfonamide
- 20 • 3-chloro-2-methyl-N-{{3-[2-(2-oxopyrrolidin-1-yl)ethyl]-1,2,4-thiadiazol-5-yl}}benzenesulfonamide
- 2,3,4-trichloro-N-{{3-[2,6-dichloro-4-(trifluoromethyl)phenyl]-1,2,4-thiadiazol-5-yl}}benzenesulfonamide
- 25 • N-[3-(2-chloro-6-fluorophenyl)-1,2,4-thiadiazol-5-yl]-4-propylbenzenesulfonamide
- 4-bromo-N-{{3-[2,6-dichloro-4-(trifluoromethyl)phenyl]-1,2,4-thiadiazol-5-yl}}-2,5-difluorobenzenesulfonamide
- 4,5-dichloro-N-[3-(2-chloro-6-fluorophenyl)-1,2,4-thiadiazol-5-yl]thiophene-2-sulfonamide

- 4-bromo-5-chloro-N-{3-[2,6-dichloro-4-(trifluoromethyl)phenyl]-1,2,4-thiadiazol-5-yl}thiophene-2-sulfonamide
- 2,4-dichloro-N-[3-(2-chloro-6-fluorophenyl)-1,2,4-thiadiazol-5-yl]-6-methylbenzenesulfonamide
- 5 • 4-bromo-N-[3-(2-chloro-6-fluorophenyl)-1,2,4-thiadiazol-5-yl]-2-methylbenzenesulfonamide
- 3-chloro-2-methyl-N-(3-{2-[methyl(methylsulfonyl)amino]ethyl}-1,2,4-thiadiazol-5-yl)benzenesulfonamide
- N-[2-(5-[[3-(2-chloro-2-methylphenyl)sulfonyl]amino]-1,2,4-thiadiazol-3-yl)ethyl]-N-methylcyclopropanecarboxamide
- 10 • 3-chloro-2-methyl-N-{3-[2-(4-methyl-2-oxopiperazin-1-yl)ethyl]-1,2,4-thiadiazol-5-yl}benzenesulfonamide
- 3-chloro-2-methyl-N-[3-(2-[[trifluoromethyl)sulfonyl]amino]ethyl)-1,2,4-thiadiazol-5-yl]benzenesulfonamide
- 15 • N-[4-(5-[[4-bromo-5-chlorothien-2-yl)sulfonyl]amino]-1,2,4-thiadiazol-3-yl)phenyl]acetamide
- 2,4-dichloro-N-{3-[2-(3-oxomorpholin-4-yl)ethyl]-1,2,4-thiadiazol-5-yl}benzenesulfonamide
- 2,4-dichloro-6-methyl-N-{3-[2-(3-oxomorpholin-4-yl)ethyl]-1,2,4-thiadiazol-5-yl}benzenesulfonamide
- 20 • 2,4,6-trichloro-N-{3-[2-(3-oxomorpholin-4-yl)ethyl]-1,2,4-thiadiazol-5-yl]benzenesulfonamide
- 4-(2-furyl)-N-[3-(2-morpholin-4-yl-2-oxoethyl)-1,2,4-thiadiazol-5-yl]benzenesulfonamide
- 25 • 5'-fluoro-2'-methoxy-N-[3-(2-morpholin-4-yl-2-oxoethyl)-1,2,4-thiadiazol-5-yl]-1,1'-biphenyl-4-sulfonamide
- 4-(5-methylthien-2-yl)-N-[3-(2-morpholin-4-yl-2-oxoethyl)-1,2,4-thiadiazol-5-yl]benzenesulfonamide
- 3'-acetyl-N-[3-(2-morpholin-4-yl-2-oxoethyl)-1,2,4-thiadiazol-5-yl]-1,1'-biphenyl-4-sulfonamide
- 30

- N-[3-(2-morpholin-4-yl-2-oxoethyl)-1,2,4-thiadiazol-5-yl]-4'-(trifluoromethoxy)-1,1'-biphenyl-4-sulfonamide
- 3',4'-dichloro-N-[3-(2-morpholin-4-yl-2-oxoethyl)-1,2,4-thiadiazol-5-yl]-1,1'-biphenyl-4-sulfonamide
- 5 • 4-(1,3-benzodioxol-5-yl)-N-[3-(2-morpholin-4-yl-2-oxoethyl)-1,2,4-thiadiazol-5-yl]benzenesulfonamide
- 4-(5-chlorothien-2-yl)-N-[3-(2-morpholin-4-yl-2-oxoethyl)-1,2,4-thiadiazol-5-yl]benzenesulfonamide
- N-[3-(2-morpholin-4-yl-2-oxoethyl)-1,2,4-thiadiazol-5-yl]-4-pyridin-4-ylbenzenesulfonamide
- 10 • N-[4'-({[3-(2-morpholin-4-yl-2-oxoethyl)-1,2,4-thiadiazol-5-yl]amino} sulfonyl)-1,1'-biphenyl-3-yl]acetamide
- N-[3-(2-morpholin-4-yl-2-oxoethyl)-1,2,4-thiadiazol-5-yl]-4-thien-3-ylbenzenesulfonamide
- 15 • N-[3-(2-morpholin-4-yl-2-oxoethyl)-1,2,4-thiadiazol-5-yl]-4-thien-2-ylbenzenesulfonamide
- 4'-(methylthio)-N-[3-(2-morpholin-4-yl-2-oxoethyl)-1,2,4-thiadiazol-5-yl]-1,1'-biphenyl-4-sulfonamide
- N-[3-(2-morpholin-4-yl-2-oxoethyl)-1,2,4-thiadiazol-5-yl]-3',5'-bis(trifluoromethyl)-1,1'-biphenyl-4-sulfonamide
- 20 • 4'-chloro-N-[3-(2-morpholin-4-yl-2-oxoethyl)-1,2,4-thiadiazol-5-yl]-1,1'-biphenyl-4-sulfonamide
- N-[3-(2-morpholin-4-yl-2-oxoethyl)-1,2,4-thiadiazol-5-yl]-3'-nitro-1,1'-biphenyl-4-sulfonamide
- 25 • 3-chloro-2-methyl-N-[3-(2-{methyl[(trifluoromethyl)sulfonyl]amino}ethyl)-1,2,4-thiadiazol-5-yl]benzenesulfonamide
- N-[2-(5-{{(3-chloro-2-methylphenyl)sulfonyl}amino}-1,2,4-thiadiazol-3-yl)ethyl]-1-methyl-1H-imidazole-4-sulfonamide
- 3-chloro-N-{3-[2-(2-hydroxy-3-oxomorpholin-4-yl)ethyl]-1,2,4-thiadiazol-5-yl}-2-methylbenzenesulfonamide
- 30

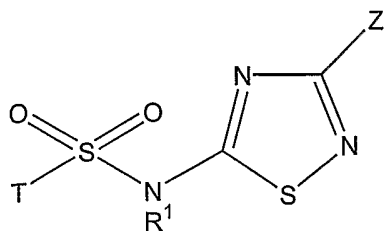
- 4,5-dichloro-N-{3-[2-(3-oxomorpholin-4-yl)ethyl]-1,2,4-thiadiazol-5-yl}thiophene-2-sulfonamide
 - N-{3-[2-(3-oxomorpholin-4-yl)ethyl]-1,2,4-thiadiazol-5-yl}-4-phenoxybenzenesulfonamide
- 5
- 3-fluoro-N-{3-[2-(3-oxomorpholin-4-yl)ethyl]-1,2,4-thiadiazol-5-yl}benzenesulfonamide
 - N-{3-[2-(3-oxomorpholin-4-yl)ethyl]-1,2,4-thiadiazol-5-yl}-5-pyridin-2-ylthiophene-2-sulfonamide
 - N-{2-chloro-4-[(3-[2-(3-oxomorpholin-4-yl)ethyl]-1,2,4-thiadiazol-5-yl)amino)sulfonyl]phenyl}acetamide.
- 10

4. The compound of claim 1-3 having formula (II):



15 wherein T, R¹ and Z are as defined in claim 1-2.

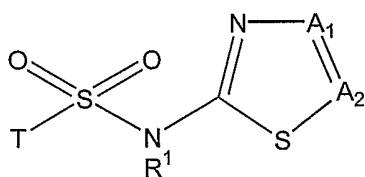
5. The compound of claim 1-3 having formula (III):



20 wherein T, R¹ and Z are as defined in claim 1-2.

6. A compound according to anyone of claims 1-5, for medical use.

7. A method for the treatment or prevention of diabetes, syndrome X, obesity, glaucoma, hyperlipidemia, hyperglycemia, hyperinsulinemia, hypertension, osteoporosis, dementia, depression, virus diseases or inflammatory disorders without causing hypoglycemia and to achieve immuno-modulation, said method comprising administering to
 5 a mammal in need of such treatment an effective amount of a compound of formula (I)



wherein

T is an aryl ring or heteroaryl ring, optionally independently substituted by $[R]_n$,
 10 wherein n is an integer 0-5, and R is hydrogen, aryl, heteroaryl, a heterocyclic ring, optionally halogenated C_{1-6} -alkyl, optionally halogenated C_{1-6} -alkoxy, C_{1-6} -alkylsulfonyl, carboxy, cyano, nitro, halogen, amine which is optionally mono- or di-substituted, amide which is optionally mono- or di-substituted, aryloxy, arylsulfonyl, arylamino, wherein aryl, heteroaryl and aryloxy residues and heterocyclic rings are further optionally substituted in
 15 one or more positions independently of each other by C_{1-6} -acyl, C_{1-6} -alkylthio, cyano, nitro, hydrogen, halogen, optionally halogenated C_{1-6} -alkyl, optionally halogenated C_{1-6} -alkoxy, amide which is optionally mono- or di-substituted, (benzoylamino)methyl, carboxy, 2-thienylmethylamino or ($\{[4-(2\text{-ethoxy-2-oxoethyl})-1,3\text{-thiazol-2-yl]amino}\}$ carbonyl);

R^1 is hydrogen or C_{1-6} -alkyl;

20 A_1 and A_2 are a nitrogen atom or C-Z, provided that A_1 and A_2 have different meanings, wherein:

- Z is selected from an aryl ring or heteroaryl ring, which is further optionally substituted in one or more positions independently of each other by hydrogen, C_{1-6} -alkyl, halogenated C_{1-6} -alkyl, halogen, C_{1-6} -alkoxy, nitro, C_{1-6} -alkoxycarbonyl, C_{1-6} -alkylsulfonyl, acetylamino or aryloxy, wherein the aryloxy is further optionally substituted in one or more positions independently of each other by hydrogen and halogen; or is X-Y- R^2 , wherein
 25

- X is CH₂ or CO;
- Y is CH₂, CO or a single bond;
- R² is selected from C₁₋₆-alkyl, azido, arylthio, heteroarylthio, halogen, hydroxymethyl, 2-hydroxyethylaminomethyl, methylsulfonyloxymethyl, 3-oxo-4-morpholinolinylmethylene, C₁₋₆-alkoxycarbonyl, 5-methyl-1,3,4-oxadiazol-2-yl; NR³R⁴, wherein R³ and R⁴ are each independently selected from hydrogen, C₁₋₆-alkyl, optionally halogenated C₁₋₆-alkylsulfonyl, C₁₋₆-alkoxy, 2-methoxyethyl, 2-hydroxyethyl, 1-methylimidazolylsulfonyl, C₁₋₆-acyl, cyclohexylmethyl, cyclopropanecarbonyl, aryl, optionally halogenated arylsulfonyl, furylcarbonyl, tetrahydro-2-furanylmethyl, N-carbethoxypiperidyl, or C₁₋₆-alkyl substituted with one or more aryl, heterocyclic or heteroaryl, or NR³R⁴ represent together heterocyclic systems which are imidazole, piperidine, pyrrolidine, piperazine, morpholine, oxazepine, oxazole, thiomorpholine, 1,1-dioxidothiomorpholine, 2-(3,4-dihydro-2(1H)isoquinolinyl), or (1S,4S)-2-oxa-5-azabicyclo[2.2.1]hept-5-yl, which heterocyclic systems are optionally substituted by C₁₋₆-alkyl, C₁₋₆-acyl, hydroxy, oxo, t-butoxycarbonyl; OCONR³R⁴, wherein R³ and R⁴ are each independently selected from hydrogen, C₁₋₆-alkyl or form together with the N-atom to which they are attached morpholinyl; R⁵O, wherein R⁵ is hydrogen, optionally halogenated C₁₋₆-alkyl, aryl, heteroaryl, C₁₋₆-acyl, C₁₋₆-alkylsulfonyl, arylcarbonyl, heteroarylcarbonyl, 2-carbomethoxyphenyl; or a salt, hydrate or solvate thereof.

8. The method according to claim 7, wherein the immuno-modulation is selected from tuberculosis, lepra, and psoriasis.

9. The method according to claim 7-8, wherein

T is selected from 5-chloro-1,3-dimethyl-1H-pyrazol-4-yl; 4-chloro-2,3,1-benzoxadiazolyl; 5-(dimethylamino)-1-naphthyl; 1-methylimidazol-4-yl; 1-naphthyl; 2-naphthyl; 8-quinolinyl;

thienyl substituted with one or more of (benzoylamino)methyl, bromo, chloro, 3-isoxazolyl, 2-(methylsulfanyl)-4-pyrimidinyl, 1-methyl-5-(trifluoromethyl)pyrazol-3-yl, phenylsulfonyl, pyridyl;

phenyl substituted with one or more of acetylamino, 3-acetylamino, 3-acetylphenyl, benzeneamino, 1,3-benzodioxol-5-yl, 2-benzofuryl, benzylamino, 3,5-bis(trifluoromethyl)phenyl, bromo, butoxy, carboxy, chloro, 4-carboxyphenyl, 3-chloro-2-cyanophenoxy, 4-chlorophenyl, 5-chloro-2-thienyl, cyano, 3,4-dichlorophenyl, ({[4-(2-ethoxy-2-oxoethyl)-1,3-thiazol-2-yl]amino}carbonyl), fluoro, 5-fluoro-2-methoxyphenyl, 2-furyl, hydrogen, iodo, isopropyl, methanesulfonyl, methoxy, methyl, 4-methyl-1-piperazinyl, 4-methyl-1-piperidinyl, 4-methylsulfanylphenyl, 5-methyl-2-thienyl, 4-morpholinyl, nitro, 3-nitrophenyl, phenoxy, phenyl, n-propyl, 4-pyridyl, 3-pyridylmethylamino, 1-pyrrolidinyl, 2-thienyl, 3-thienyl, 2-thienylmethylamino, trifluoromethoxy, 4-trifluoromethoxyphenyl, trifluoromethyl; or

R¹ is hydrogen or methyl;

A₁ and A₂ are a nitrogen atom or C-Z, provided that A₁ and A₂ have different meanings, wherein:

- Z is selected from 1-benzothien-3-yl, 3-(2,5-dimethylfuryl), pyridinyl; thienyl optionally substituted with one or more of chloro, methylsulfonyl; phenyl optionally substituted with one or more of ethoxycarbonyl, nitro, fluoro, methyl, methoxy, acetylamino, chloro, 4-chlorophenoxy, trifluoromethyl; or is X-Y-R², wherein
- X is CH₂ or CO;
- Y is CH₂, CO or a single bond;
- R² is selected from n-propyl, azido, bromo, chloro, 2-pyridinylsulfanyl, 3-oxo-4-morpholinolylmethylene, ethoxycarbonyl, 5-methyl-1,3,4-oxadiazol-2-yl, hydroxymethyl, 2-hydroxyethylaminomethyl, methylsulfonyloxymethyl;

NR³R⁴, wherein R³ and R⁴ are each independently selected from acetyl, benzhydryl, 1,3-benzodioxol-5-ylmethyl, benzyl, 3-chloro-2-methylphenylsulfonyl, cyclohexyl, cyclohexylmethyl, cyclopropanecarbonyl, ethyl, 2-furylcarbonyl, 2-furylmethyl, hydrogen, 2-hydroxyethyl, 2-(1H-indol-3-yl)ethyl, isopropyl, methoxy, 2-methoxyethyl, methyl, 4-(1-methylimidazolyl)sulfonyl, methylsulfonyl, phenyl, (1S)-phenylethyl, n-propyl, tetrahydro-2-furanylmethyl, trifluoromethylsulfonyl, N-carbethoxypiperidyl; or

NR³R⁴ represent together 4-acetylpiperazinyl, 4-t-butoxycarbonylpiperazinyl, 2-(3,4-dihydro-2(1H)isoquinolinyl), (2R,6S)-2,6-dimethylmorpholinyl, (2R)-2,4-dimethyl-1-piperazinyl, 2-hydroxy-3-oxomorpholinyl, imidazolyl, 2-methyl-3-oxomorpholinyl, 4-methyl-2-oxopiperazinyl, 4-methylpiperazinyl, morpholinyl, (1S,4S)-2-oxa-5-aza-

5 bicyclo[2.2.1]hept-5-yl, 2-oxoimidazoliny, 3-oxomorpholinyl, 3-oxo-1,4-oxazepiny, 2-oxooxazoliny, piperazinyl; piperidinyl; pyrrolidinyl; pyrrolidonyl, thiomorpholinyl; 1,1-dioxido-thiomorpholinyl;

OCOR³R⁴, wherein R³ and R⁴ are each independently selected from ethyl, hydrogen or form together with the N-atom to which they are attached morpholinyl;

10 R⁵O, wherein R⁵ is acetyl, benzoyl, benzyl, ethyl, 2-fluoroethyl, 2-furylcarbonyl, hydrogen, isobutyryl, isopropyl, methyl, 2-carbomethoxyphenyl, methylsulfonyl, phenyl, n-propionyl, 3-pyridinyl, 2,2,2-trifluoroethyl.

10. The method according to claim 7-9, wherein the compound is selected from the

15 compounds as defined in claim 3, and also the following compounds:

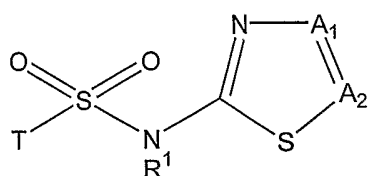
- 3-chloro-N-{5-[2-(diethylamino)ethyl]-1,3,4-thiadiazol-2-yl}-2-methylbenzenesulfonamide
- N-(5-phenyl-1,3,4-thiadiazol-2-yl)-4-propylbenzenesulfonamide
- 3-chloro-2-methyl-N-(5-phenyl-1,3,4-thiadiazol-2-yl)benzenesulfonamide
- 20 • 3-chloro-N-[5-(4-fluoro-3-methylphenyl)-1,3,4-thiadiazol-2-yl]-2-methylbenzenesulfonamide
- 2,4,6-trichloro-N-(5-phenyl-1,3,4-thiadiazol-2-yl)benzenesulfonamide
- N-(5-phenyl-1,3,4-thiadiazol-2-yl)-1,1'-biphenyl-4-sulfonamide
- 2,4-dichloro-6-methyl-N-(5-phenyl-1,3,4-thiadiazol-2-yl)benzenesulfonamide
- 25 • N-[4-(5-{{(4-propylphenyl)sulfonyl}amino})-1,3,4-thiadiazol-2-yl]phenyl]acetamide
- N-[5-(2-chloro-5-nitrophenyl)-1,3,4-thiadiazol-2-yl]-4-propylbenzenesulfonamide
- N-[5-(2-chlorophenyl)-1,3,4-thiadiazol-2-yl]-4-propylbenzenesulfonamide
- 3-chloro-N-[5-(2-chloro-5-nitrophenyl)-1,3,4-thiadiazol-2-yl]-2-methylbenzenesulfonamide
- 30 • 3-chloro-N-[5-(2-chlorophenyl)-1,3,4-thiadiazol-2-yl]-2-methylbenzenesulfonamide

- N-[4-(5-{{(2,4,6-trichlorophenyl)sulfonyl}amino}-1,3,4-thiadiazol-2-yl)phenyl]acetamide
- 2,4,6-trichloro-N-[5-(2-chloro-5-nitrophenyl)-1,3,4-thiadiazol-2-yl]benzenesulfonamide
- 5 • 2,4,6-trichloro-N-[5-(2-chlorophenyl)-1,3,4-thiadiazol-2-yl]benzenesulfonamide
- N-(4-{5-[(1,1'-biphenyl-4-ylsulfonyl)amino]-1,3,4-thiadiazol-2-yl}phenyl)acetamide
- N-[5-(2-chloro-5-nitrophenyl)-1,3,4-thiadiazol-2-yl]-1,1'-biphenyl-4-sulfonamide
- N-[5-(2-chlorophenyl)-1,3,4-thiadiazol-2-yl]-1,1'-biphenyl-4-sulfonamide
- N-[4-(5-{{(2,4-dichloro-6-methylphenyl)sulfonyl}amino}-1,3,4-thiadiazol-2-yl)phenyl]acetamide
- 10 • 2,4-dichloro-N-[5-(2-chloro-5-nitrophenyl)-1,3,4-thiadiazol-2-yl]-6-methylbenzenesulfonamide
- 2,4-dichloro-N-[5-(2-chlorophenyl)-1,3,4-thiadiazol-2-yl]-6-methylbenzenesulfonamide
- 15 • 2,3,4-trichloro-N-[5-(2-chlorophenyl)-1,3,4-thiadiazol-2-yl]benzenesulfonamide
- N-[4-(5-{{(4-bromo-2,5-difluorophenyl)sulfonyl}amino}-1,3,4-thiadiazol-2-yl)phenyl]acetamide
- 4,5-dichloro-N-[5-(2-chlorophenyl)-1,3,4-thiadiazol-2-yl]thiophene-2-sulfonamide
- N-[4-(5-{{(2,4,5-trichlorophenyl)sulfonyl}amino}-1,3,4-thiadiazol-2-yl)phenyl]acetamide
- 20 • 3-bromo-5-chloro-N-[5-(2-chlorophenyl)-1,3,4-thiadiazol-2-yl]thiophene-2-sulfonamide
- N-[4-(5-{{(2,6-dichlorophenyl)sulfonyl}amino}-1,3,4-thiadiazol-2-yl)phenyl]acetamide
- 25 • 2,3,4-trichloro-N-{5-[2,6-dichloro-4-(trifluoromethyl)phenyl]-1,3,4-thiadiazol-2-yl}benzenesulfonamide
- N-[5-(2-chloro-6-fluorophenyl)-1,3,4-thiadiazol-2-yl]-4-propylbenzenesulfonamide
- 4-bromo-N-{5-[2,6-dichloro-4-(trifluoromethyl)phenyl]-1,3,4-thiadiazol-2-yl}-2,5-difluorobenzenesulfonamide

- 4,5-dichloro-N-[5-(2-chloro-6-fluorophenyl)-1,3,4-thiadiazol-2-yl]thiophene-2-sulfonamide
- 4-bromo-5-chloro-N-{5-[2,6-dichloro-4-(trifluoromethyl)phenyl]-1,3,4-thiadiazol-2-yl}thiophene-2-sulfonamide
- 5 • 2,4-dichloro-N-[5-(2-chloro-6-fluorophenyl)-1,3,4-thiadiazol-2-yl]-6-methylbenzenesulfonamide
- 4-bromo-N-[5-(2-chloro-6-fluorophenyl)-1,3,4-thiadiazol-2-yl]-2-methylbenzenesulfonamide
- N-[4-(5-{{(4-bromo-5-chlorothiophen-2-yl)sulfonyl}amino})-1,3,4-thiadiazol-2-yl]phenyl]acetamide.
- 10

11. A method for inhibiting a human 11- β -hydroxysteroid dehydrogenase type 1 enzyme, comprising administering to a subject in need thereof an effective amount of a compound of formula (I):

15



wherein

T is an aryl ring or heteroaryl ring, optionally independently substituted by $[R]_n$, wherein n is an integer 0-5, and R is hydrogen, aryl, heteroaryl, a heterocyclic ring, optionally halogenated C_{1-6} -alkyl, optionally halogenated C_{1-6} -alkoxy, C_{1-6} -alkylsulfonyl, carboxy, cyano, nitro, halogen, amine which is optionally mono- or di-substituted, amide which is optionally mono- or di-substituted, aryloxy, arylsulfonyl, arylamino, wherein aryl, heteroaryl and aryloxy residues and heterocyclic rings are further optionally substituted in one or more positions independently of each other by C_{1-6} -acyl, C_{1-6} -alkylthio, cyano, nitro, hydrogen, halogen, optionally halogenated C_{1-6} -alkyl, optionally halogenated C_{1-6} -alkoxy, amide which is optionally mono- or di-substituted, (benzoylamino)methyl, carboxy, 2-thienylmethylamino or ({[4-(2-ethoxy-2-oxoethyl)-1,3-thiazol-2-yl]amino}carbonyl);

R¹ is hydrogen or C_{1-6} -alkyl;

- 20
- 25

A₁ and A₂ are a nitrogen atom or C-Z, provided that A₁ and A₂ have different meanings, wherein:

- Z is selected from an aryl ring or heteroaryl ring, which is further optionally substituted in one or more positions independently of each other by hydrogen, C₁₋₆-alkyl, halogenated C₁₋₆-alkyl, halogen, C₁₋₆-alkoxy, nitro, C₁₋₆-alkoxycarbonyl, C₁₋₆-alkylsulfonyl, acetylamino or aryloxy, wherein the aryloxy is further optionally substituted in one or more positions independently of each other by hydrogen and halogen; or is X-Y-R², wherein
 - X is CH₂ or CO;
 - Y is CH₂, CO or a single bond;
 - R² is selected from C₁₋₆-alkyl, azido, arylthio, heteroarylthio, halogen, hydroxymethyl, 2-hydroxyethylaminomethyl, methylsulfonyloxymethyl, 3-oxo-4-morpholinolylmethylene, C₁₋₆-alkoxycarbonyl, 5-methyl-1,3,4-oxadiazol-2-yl; NR³R⁴, wherein R³ and R⁴ are each independently selected from hydrogen, C₁₋₆-alkyl, optionally halogenated C₁₋₆-alkylsulfonyl, C₁₋₆-alkoxy, 2-methoxyethyl, 2-hydroxyethyl, 1-methylimidazolylsulfonyl, C₁₋₆-acyl, cyclohexylmethyl, cyclopropanecarbonyl, aryl, optionally halogenated arylsulfonyl, furylcarbonyl, tetrahydro-2-furanylmethyl, N-carbethoxypiperidyl, or C₁₋₆-alkyl substituted with one or more aryl, heterocyclic or heteroaryl, or NR³R⁴ represent together heterocyclic systems which are imidazole, piperidine, pyrrolidine, piperazine, morpholine, oxazepine, oxazole, thiomorpholine, 1,1-dioxidothiomorpholine, 2-(3,4-dihydro-2(1H)isoquinolinyl), or (1S,4S)-2-oxa-5-azabicyclo[2.2.1]hept-5-yl, which heterocyclic systems are optionally substituted by C₁₋₆-alkyl, C₁₋₆-acyl, hydroxy, oxo, t-butoxycarbonyl;
 - OCONR³R⁴, wherein R³ and R⁴ are each independently selected from hydrogen, C₁₋₆-alkyl or form together with the N-atom to which they are attached morpholinyl;
 - R⁵O, wherein R⁵ is hydrogen, optionally halogenated C₁₋₆-alkyl, aryl, heteroaryl, C₁₋₆-acyl, C₁₋₆-alkylsulfonyl, arylcarbonyl, heteroarylcarbonyl, 2-carbomethoxyphenyl;
- or a salt, hydrate or solvate thereof.

12. The method according to claim 11, wherein

T is selected from 5-chloro-1,3-dimethyl-1H-pyrazol-4-yl; 4-chloro-2,3,1-benzoxadiazolyl; 5-(dimethylamino)-1-naphthyl; 1-methylimidazol-4-yl; 1-naphthyl; 2-naphthyl; 8-quinoliny;

thienyl substituted with one or more of (benzoylamino)methyl, bromo, chloro, 3-isoxazolyl, 2-(methylsulfanyl)-4-pyrimidinyl, 1-methyl-5-(trifluoromethyl)pyrazol-3-yl, phenylsulfonyl, pyridyl;

phenyl substituted with one or more of acetylamino, 3-acetylamino, 3-acetylphenyl, benzeneamino, 1,3-benzodioxol-5-yl, 2-benzofuryl, benzylamino, 3,5-bis(trifluoromethyl)phenyl, bromo, butoxy, carboxy, chloro, 4-carboxyphenyl, 3-chloro-2-cyanophenoxy, 4-chlorophenyl, 5-chloro-2-thienyl, cyano, 3,4-dichlorophenyl, ({[4-(2-ethoxy-2-oxoethyl)-1,3-thiazol-2-yl]amino}carbonyl), fluoro, 5-fluoro-2-methoxyphenyl, 2-furyl, hydrogen, iodo, isopropyl, methanesulfonyl, methoxy, methyl, 4-methyl-1-piperazinyl, 4-methyl-1-piperidinyl, 4-methylsulfanylphenyl, 5-methyl-2-thienyl, 4-morpholinyl, nitro, 3-nitrophenyl, phenoxy, phenyl, n-propyl, 4-pyridyl, 3-pyridylmethylamino, 1-pyrrolidinyl, 2-thienyl, 3-thienyl, 2-thienylmethylamino, trifluoromethoxy, 4-trifluoromethoxyphenyl, trifluoromethyl; or

R¹ is hydrogen or methyl;

A₁ and A₂ are a nitrogen atom or C-Z, provided that A₁ and A₂ have different meanings, wherein:

- Z is selected from 1-benzothien-3-yl, 3-(2,5-dimethylfuryl), pyridinyl; thienyl optionally substituted with one or more of chloro, methylsulfonyl; phenyl optionally substituted with one or more of ethoxycarbonyl, nitro, fluoro, methyl, methoxy, acetylamino, chloro, 4-chlorophenoxy, trifluoromethyl; or is X-Y-R², wherein
 - X is CH₂ or CO;
 - Y is CH₂, CO or a single bond;
 - R² is selected from n-propyl, azido, bromo, chloro, 2-pyridinylsulfanyl, 3-oxo-4-morpholinolinylmethylene, ethoxycarbonyl, 5-methyl-1,3,4-oxadiazol-2-yl, hydroxymethyl, 2-hydroxyethylaminomethyl, methylsulfonyloxymethyl;

NR³R⁴, wherein R³ and R⁴ are each independently selected from acetyl, benzhydryl, 1,3-benzodioxol-5-ylmethyl, benzyl, 3-chloro-2-methylphenylsulfonyl, cyclohexyl, cyclohexylmethyl, cyclopropanecarbonyl, ethyl, 2-furylcarbonyl, 2-furylmethyl, hydrogen, 2-

hydroxyethyl, 2-(1H-indol-3-yl)ethyl, isopropyl, methoxy, 2-methoxyethyl, methyl, 4-(1-methylimidazolyl)sulfonyl, methylsulfonyl, phenyl, (1S)-phenylethyl, n-propyl, tetrahydro-2-furanylmethyl, trifluoromethylsulfonyl, N-carbethoxypiperidyl; or

NR³R⁴ represent together 4-acetylpiperazinyl, 4-t-butoxycarbonylpiperazinyl, 2-(3,4-dihydro-2(1H)isoquinolinyl), (2R,6S)-2,6-dimethylmorpholinyl, (2R)-2,4-dimethyl-1-piperazinyl, 2-hydroxy-3-oxomorpholinyl, imidazolyl, 2-methyl-3-oxomorpholinyl, 4-methyl-2-oxopiperazinyl, 4-methylpiperazinyl, morpholinyl, (1S,4S)-2-oxa-5-aza-bicyclo[2.2.1]hept-5-yl, 2-oxoimidazoliny, 3-oxomorpholinyl, 3-oxo-1,4-oxazepiny, 2-oxooxazoliny, piperazinyl; piperidinyl; pyrrolidinyl; pyrrolidonyl, thiomorpholinyl; 1,1-dioxido-thiomorpholinyl;

OCOR³R⁴, wherein R³ and R⁴ are each independently selected from ethyl, hydrogen or form together with the N-atom to which they are attached morpholinyl;

R⁵O, wherein R⁵ is acetyl, benzoyl, benzyl, ethyl, 2-fluoroethyl, 2-furylcarbonyl, hydrogen, isobutyryl, isopropyl, methyl, 2-carbomethoxyphenyl, methylsulfonyl, phenyl, n-propionyl, 3-pyridinyl, 2,2,2-trifluoroethyl.

13. The method according to claim 11-12, wherein the compound is selected from the compounds as defined in claim 3, and also the following compounds:

- 3-chloro-N-{5-[2-(diethylamino)ethyl]-1,3,4-thiadiazol-2-yl}-2-methylbenzenesulfonamide
- N-(5-phenyl-1,3,4-thiadiazol-2-yl)-4-propylbenzenesulfonamide
- 3-chloro-2-methyl-N-(5-phenyl-1,3,4-thiadiazol-2-yl)benzenesulfonamide
- 3-chloro-N-[5-(4-fluoro-3-methylphenyl)-1,3,4-thiadiazol-2-yl]-2-methylbenzenesulfonamide
- 2,4,6-trichloro-N-(5-phenyl-1,3,4-thiadiazol-2-yl)benzenesulfonamide
- N-(5-phenyl-1,3,4-thiadiazol-2-yl)-1,1'-biphenyl-4-sulfonamide
- 2,4-dichloro-6-methyl-N-(5-phenyl-1,3,4-thiadiazol-2-yl)benzenesulfonamide
- N-[4-(5-[(4-propylphenyl)sulfonyl]amino)-1,3,4-thiadiazol-2-yl]phenyl]acetamide
- N-[5-(2-chloro-5-nitrophenyl)-1,3,4-thiadiazol-2-yl]-4-propylbenzenesulfonamide
- N-[5-(2-chlorophenyl)-1,3,4-thiadiazol-2-yl]-4-propylbenzenesulfonamide

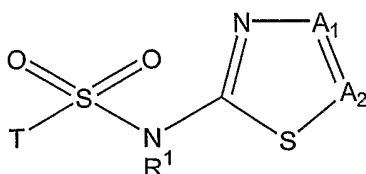
- 3-chloro-N-[5-(2-chloro-5-nitrophenyl)-1,3,4-thiadiazol-2-yl]-2-methylbenzenesulfonamide
- 3-chloro-N-[5-(2-chlorophenyl)-1,3,4-thiadiazol-2-yl]-2-methylbenzenesulfonamide
- N-[4-(5-{{(2,4,6-trichlorophenyl)sulfonyl}amino})-1,3,4-thiadiazol-2-yl)phenyl]acetamide
- 2,4,6-trichloro-N-[5-(2-chloro-5-nitrophenyl)-1,3,4-thiadiazol-2-yl]benzenesulfonamide
- 2,4,6-trichloro-N-[5-(2-chlorophenyl)-1,3,4-thiadiazol-2-yl]benzenesulfonamide
- N-(4-{5-[(1,1'-biphenyl-4-ylsulfonyl)amino]}-1,3,4-thiadiazol-2-yl)phenyl)acetamide
- N-[5-(2-chloro-5-nitrophenyl)-1,3,4-thiadiazol-2-yl]-1,1'-biphenyl-4-sulfonamide
- N-[5-(2-chlorophenyl)-1,3,4-thiadiazol-2-yl]-1,1'-biphenyl-4-sulfonamide
- N-[4-(5-{{(2,4-dichloro-6-methylphenyl)sulfonyl}amino})-1,3,4-thiadiazol-2-yl)phenyl]acetamide
- 2,4-dichloro-N-[5-(2-chloro-5-nitrophenyl)-1,3,4-thiadiazol-2-yl]-6-methylbenzenesulfonamide
- 2,4-dichloro-N-[5-(2-chlorophenyl)-1,3,4-thiadiazol-2-yl]-6-methylbenzenesulfonamide
- 2,3,4-trichloro-N-[5-(2-chlorophenyl)-1,3,4-thiadiazol-2-yl]benzenesulfonamide
- N-[4-(5-{{(4-bromo-2,5-difluorophenyl)sulfonyl}amino})-1,3,4-thiadiazol-2-yl)phenyl]acetamide
- 4,5-dichloro-N-[5-(2-chlorophenyl)-1,3,4-thiadiazol-2-yl]thiophene-2-sulfonamide
- N-[4-(5-{{(2,4,5-trichlorophenyl)sulfonyl}amino})-1,3,4-thiadiazol-2-yl)phenyl]acetamide
- 3-bromo-5-chloro-N-[5-(2-chlorophenyl)-1,3,4-thiadiazol-2-yl]thiophene-2-sulfonamide
- N-[4-(5-{{(2,6-dichlorophenyl)sulfonyl}amino})-1,3,4-thiadiazol-2-yl)phenyl]acetamide
- 2,3,4-trichloro-N-{5-[2,6-dichloro-4-(trifluoromethyl)phenyl]-1,3,4-thiadiazol-2-yl}benzenesulfonamide
- N-[5-(2-chloro-6-fluorophenyl)-1,3,4-thiadiazol-2-yl]-4-propylbenzenesulfonamide

- 4-bromo-N-{5-[2,6-dichloro-4-(trifluoromethyl)phenyl]-1,3,4-thiadiazol-2-yl}-2,5-difluorobenzenesulfonamide
- 4,5-dichloro-N-[5-(2-chloro-6-fluorophenyl)-1,3,4-thiadiazol-2-yl]thiophene-2-sulfonamide
- 5 • 4-bromo-5-chloro-N-{5-[2,6-dichloro-4-(trifluoromethyl)phenyl]-1,3,4-thiadiazol-2-yl}thiophene-2-sulfonamide
- 2,4-dichloro-N-[5-(2-chloro-6-fluorophenyl)-1,3,4-thiadiazol-2-yl]-6-methylbenzenesulfonamide
- 4-bromo-N-[5-(2-chloro-6-fluorophenyl)-1,3,4-thiadiazol-2-yl]-2-
- 10 methylbenzenesulfonamide
- N-[4-(5-{{(4-bromo-5-chlorothien-2-yl)sulfonyl}amino}-1,3,4-thiadiazol-2-yl)phenyl]acetamide.

14. The method according to claim 11-13, wherein the subject is a human.

15

15. A method for treating a 11- β -hydroxysteroid dehydrogenase type 1 enzyme-mediated disorder, comprising administering to a subject in need thereof an effective amount of a compound of formula (I)



20

wherein

T is an aryl ring or heteroaryl ring, optionally independently substituted by $[R]_n$, wherein n is an integer 0-5, and R is hydrogen, aryl, heteroaryl, a heterocyclic ring, optionally halogenated C_{1-6} -alkyl, optionally halogenated C_{1-6} -alkoxy, C_{1-6} -alkylsulfonyl, carboxy, cyano, nitro, halogen, amine which is optionally mono- or di-substituted, amide which is optionally mono- or di-substituted, aryloxy, arylsulfonyl, arylamino, wherein aryl, heteroaryl and aryloxy residues and heterocyclic rings are further optionally substituted in

25

one or more positions independently of each other by C₁₋₆-acyl, C₁₋₆-alkylthio, cyano, nitro, hydrogen, halogen, optionally halogenated C₁₋₆-alkyl, optionally halogenated C₁₋₆-alkoxy, amide which is optionally mono- or di-substituted, (benzoylamino)methyl, carboxy, 2-thienylmethylamino or ({[4-(2-ethoxy-2-oxoethyl)-1,3-thiazol-2-yl]amino}carbonyl);

5 R¹ is hydrogen or C₁₋₆-alkyl;

A₁ and A₂ are a nitrogen atom or C-Z, provided that A₁ and A₂ have different meanings, wherein:

- Z is selected from an aryl ring or heteroaryl ring, which is further optionally substituted in one or more positions independently of each other by hydrogen, C₁₋₆-alkyl, halogenated C₁₋₆-alkyl, halogen, C₁₋₆-alkoxy, nitro, C₁₋₆-alkoxycarbonyl, C₁₋₆-alkylsulfonyl, acetylamino or aryloxy, wherein the aryloxy is further optionally substituted in one or more positions independently of each other by hydrogen and halogen; or is X-Y-R², wherein
 - X is CH₂ or CO;
 - 15 • Y is CH₂, CO or a single bond;
 - R² is selected from C₁₋₆-alkyl, azido, arylthio, heteroarylthio, halogen, hydroxymethyl, 2-hydroxyethylaminomethyl, methylsulfonyloxymethyl, 3-oxo-4-morpholinolylmethylene, C₁₋₆-alkoxycarbonyl, 5-methyl-1,3,4-oxadiazol-2-yl; NR³R⁴, wherein R³ and R⁴ are each independently selected from hydrogen, C₁₋₆-alkyl, optionally halogenated C₁₋₆-alkylsulfonyl, C₁₋₆-alkoxy, 2-methoxyethyl, 2-hydroxyethyl, 20 1-methylimidazolylsulfonyl, C₁₋₆-acyl, cyclohexylmethyl, cyclopropanecarbonyl, aryl, optionally halogenated arylsulfonyl, furylcarbonyl, tetrahydro-2-furanylmethyl, N-carbethoxypiperidyl, or C₁₋₆-alkyl substituted with one or more aryl, heterocyclic or heteroaryl, or
 - 25 NR³R⁴ represent together heterocyclic systems which are imidazole, piperidine, pyrrolidine, piperazine, morpholine, oxazepine, oxazole, thiomorpholine, 1,1-dioxidothiomorpholine, 2-(3,4-dihydro-2(1H)isoquinolinyl), or (1S,4S)-2-oxa-5-azabicyclo[2.2.1]hept-5-yl, which heterocyclic systems are optionally substituted by C₁₋₆-alkyl, C₁₋₆-acyl, hydroxy, oxo, t-butoxycarbonyl;
 - 30 OCONR³R⁴, wherein R³ and R⁴ are each independently selected from hydrogen, C₁₋₆-alkyl or form together with the N-atom to which they are attached morpholinyl;

R⁵O, wherein R⁵ is hydrogen, optionally halogenated C₁₋₆-alkyl, aryl, heteroaryl, C₁₋₆-acyl, C₁₋₆-alkylsulfonyl, arylcarbonyl, heteroarylcarbonyl, 2-carbomethoxyphenyl; or a salt, hydrate or solvate thereof.

5 16. The method according to claim 15, wherein the disorder is selected from diabetes, syndrome X, obesity, glaucoma, hyperlipidemia, hyperglycemia, hyperinsulinemia, hypertension, osteoporosis, dementia, depression, virus diseases, inflammatory disorders, and immuno-modulation, wherein the treatment of hyperglycemia does not cause hypoglycemia.

10 17. The method according to claim 15-16, wherein the immuno-modulation is selected from tuberculosis, lepra, and psoriasis.

18. The method according to claim 15-17, wherein

T is selected from 5-chloro-1,3-dimethyl-1H-pyrazol-4-yl; 4-chloro-2,3,1-
15 benzoxadiazolyl; 5-(dimethylamino)-1-naphthyl; 1-methylimidazol-4-yl; 1-naphthyl; 2-naphthyl; 8-quinolinyl;

thienyl substituted with one or more of (benzoylamino)methyl, bromo, chloro, 3-isoxazolyl, 2-(methylsulfonyl)-4-pyrimidinyl, 1-methyl-5-(trifluoromethyl)pyrazol-3-yl, phenylsulfonyl, pyridyl;

20 phenyl substituted with one or more of acetylamino, 3-acetylaminophenyl, 3-acetylphenyl, benzeneamino, 1,3-benzodioxol-5-yl, 2-benzofuryl, benzylamino, 3,5-bis(trifluoromethyl)phenyl, bromo, butoxy, carboxy, chloro, 4-carboxyphenyl, 3-chloro-2-cyanophenoxy, 4-chlorophenyl, 5-chloro-2-thienyl, cyano, 3,4-dichlorophenyl, ({[4-(2-ethoxy-2-oxoethyl)-1,3-thiazol-2-yl]amino}carbonyl), fluoro, 5-fluoro-2-methoxyphenyl, 2-
25 furyl, hydrogen, iodo, isopropyl, methanesulfonyl, methoxy, methyl, 4-methyl-1-piperazinyl, 4-methyl-1-piperidinyl, 4-methylsulfonylphenyl, 5-methyl-2-thienyl, 4-morpholinyl, nitro, 3-nitrophenyl, phenoxy, phenyl, n-propyl, 4-pyridyl, 3-pyridylmethylamino, 1-pyrrolidinyl, 2-thienyl, 3-thienyl, 2-thienylmethylamino, trifluoromethoxy, 4-trifluoromethoxyphenyl, trifluoromethyl; or

30 R¹ is hydrogen or methyl;

A_1 and A_2 are a nitrogen atom or C-Z, provided that A_1 and A_2 have different meanings, wherein:

- Z is selected from 1-benzothien-3-yl, 3-(2,5-dimethylfuryl), pyridinyl; thienyl optionally substituted with one or more of chloro, methylsulfonyl; phenyl optionally substituted with one or more of ethoxycarbonyl, nitro, fluoro, methyl, methoxy, acetylamino, chloro, 4-chlorophenoxy, trifluoromethyl; or is X-Y- R^2 , wherein
- X is CH_2 or CO;
- Y is CH_2 , CO or a single bond;
- R^2 is selected from n-propyl, azido, bromo, chloro, 2-pyridinylsulfanyl, 3-oxo-4-morpholinolinylmethylene, ethoxycarbonyl, 5-methyl-1,3,4-oxadiazol-2-yl, hydroxymethyl, 2-hydroxyethylaminomethyl, methylsulfonyloxymethyl;

NR^3R^4 , wherein R^3 and R^4 are each independently selected from acetyl, benzhydryl, 1,3-benzodioxol-5-ylmethyl, benzyl, 3-chloro-2-methylphenylsulfonyl, cyclohexyl, cyclohexylmethyl, cyclopropanecarbonyl, ethyl, 2-furylcarbonyl, 2-furylmethyl, hydrogen, 2-hydroxyethyl, 2-(1H-indol-3-yl)ethyl, isopropyl, methoxy, 2-methoxyethyl, methyl, 4-(1-methylimidazolyl)sulfonyl, methylsulfonyl, phenyl, (1S)-phenylethyl, n-propyl, tetrahydro-2-furanylmethyl, trifluoromethylsulfonyl, N-carbathoxypiperidyl; or

NR^3R^4 represent together 4-acetylpiperazinyl, 4-t-butoxycarbonylpiperazinyl, 2-(3,4-dihydro-2(1H)isoquinoliny), (2R,6S)-2,6-dimethylmorpholinyl, (2R)-2,4-dimethyl-1-piperazinyl, 2-hydroxy-3-oxomorpholinyl, imidazolyl, 2-methyl-3-oxomorpholinyl, 4-methyl-2-oxopiperazinyl, 4-methylpiperazinyl, morpholinyl, (1S,4S)-2-oxa-5-aza-bicyclo[2.2.1]hept-5-yl, 2-oxoimidazoliny, 3-oxomorpholinyl, 3-oxo-1,4-oxazepinyl, 2-oxooxazoliny, piperazinyl; piperidinyl; pyrrolidinyl; pyrrolidonyl, thiomorpholinyl; 1,1-dioxido-thiomorpholinyl;

$OCNR^3R^4$, wherein R^3 and R^4 are each independently selected from ethyl, hydrogen or form together with the N-atom to which they are attached morpholinyl;

R^5O , wherein R^5 is acetyl, benzoyl, benzyl, ethyl, 2-fluoroethyl, 2-furylcarbonyl, hydrogen, isobutyryl, isopropyl, methyl, 2-carbomethoxyphenyl, methylsulfonyl, phenyl, n-propionyl, 3-pyridinyl, 2,2,2-trifluoroethyl.

19. The method according to claim 15-18, wherein the compound is selected from the compounds as defined in claim 3, and also the following compounds:

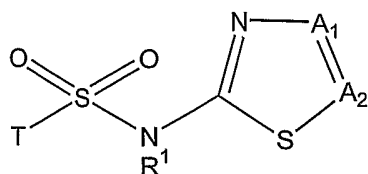
- 3-chloro-N-{5-[2-(diethylamino)ethyl]-1,3,4-thiadiazol-2-yl}-2-methylbenzenesulfonamide
- 5 • N-(5-phenyl-1,3,4-thiadiazol-2-yl)-4-propylbenzenesulfonamide
- 3-chloro-2-methyl-N-(5-phenyl-1,3,4-thiadiazol-2-yl)benzenesulfonamide
- 3-chloro-N-[5-(4-fluoro-3-methylphenyl)-1,3,4-thiadiazol-2-yl]-2-methylbenzenesulfonamide
- 2,4,6-trichloro-N-(5-phenyl-1,3,4-thiadiazol-2-yl)benzenesulfonamide
- 10 • N-(5-phenyl-1,3,4-thiadiazol-2-yl)-1,1'-biphenyl-4-sulfonamide
- 2,4-dichloro-6-methyl-N-(5-phenyl-1,3,4-thiadiazol-2-yl)benzenesulfonamide
- N-[4-(5-[[4-propylphenyl)sulfonyl]amino}-1,3,4-thiadiazol-2-yl)phenyl]acetamide
- N-[5-(2-chloro-5-nitrophenyl)-1,3,4-thiadiazol-2-yl]-4-propylbenzenesulfonamide
- N-[5-(2-chlorophenyl)-1,3,4-thiadiazol-2-yl]-4-propylbenzenesulfonamide
- 15 • 3-chloro-N-[5-(2-chloro-5-nitrophenyl)-1,3,4-thiadiazol-2-yl]-2-methylbenzenesulfonamide
- 3-chloro-N-[5-(2-chlorophenyl)-1,3,4-thiadiazol-2-yl]-2-methylbenzenesulfonamide
- N-[4-(5-[[2,4,6-trichlorophenyl)sulfonyl]amino}-1,3,4-thiadiazol-2-yl)phenyl]acetamide
- 20 • 2,4,6-trichloro-N-[5-(2-chloro-5-nitrophenyl)-1,3,4-thiadiazol-2-yl]benzenesulfonamide
- 2,4,6-trichloro-N-[5-(2-chlorophenyl)-1,3,4-thiadiazol-2-yl]benzenesulfonamide
- N-(4-{5-[(1,1'-biphenyl-4-yl)sulfonyl]amino}-1,3,4-thiadiazol-2-yl)phenyl]acetamide
- N-[5-(2-chloro-5-nitrophenyl)-1,3,4-thiadiazol-2-yl]-1,1'-biphenyl-4-sulfonamide
- 25 • N-[5-(2-chlorophenyl)-1,3,4-thiadiazol-2-yl]-1,1'-biphenyl-4-sulfonamide
- N-[4-(5-[[2,4-dichloro-6-methylphenyl)sulfonyl]amino}-1,3,4-thiadiazol-2-yl)phenyl]acetamide
- 2,4-dichloro-N-[5-(2-chloro-5-nitrophenyl)-1,3,4-thiadiazol-2-yl]-6-methylbenzenesulfonamide

- 2,4-dichloro-N-[5-(2-chlorophenyl)-1,3,4-thiadiazol-2-yl]-6-methylbenzenesulfonamide
- 2,3,4-trichloro-N-[5-(2-chlorophenyl)-1,3,4-thiadiazol-2-yl]benzenesulfonamide
- N-[4-(5-{{(4-bromo-2,5-difluorophenyl)sulfonyl}amino})-1,3,4-thiadiazol-2-yl]phenyl]acetamide
- 4,5-dichloro-N-[5-(2-chlorophenyl)-1,3,4-thiadiazol-2-yl]thiophene-2-sulfonamide
- N-[4-(5-{{(2,4,5-trichlorophenyl)sulfonyl}amino})-1,3,4-thiadiazol-2-yl]phenyl]acetamide
- 3-bromo-5-chloro-N-[5-(2-chlorophenyl)-1,3,4-thiadiazol-2-yl]thiophene-2-sulfonamide
- N-[4-(5-{{(2,6-dichlorophenyl)sulfonyl}amino})-1,3,4-thiadiazol-2-yl]phenyl]acetamide
- 2,3,4-trichloro-N-{{5-[2,6-dichloro-4-(trifluoromethyl)phenyl]-1,3,4-thiadiazol-2-yl}benzenesulfonamide
- N-[5-(2-chloro-6-fluorophenyl)-1,3,4-thiadiazol-2-yl]-4-propylbenzenesulfonamide
- 4-bromo-N-{{5-[2,6-dichloro-4-(trifluoromethyl)phenyl]-1,3,4-thiadiazol-2-yl}-2,5-difluorobenzenesulfonamide
- 4,5-dichloro-N-[5-(2-chloro-6-fluorophenyl)-1,3,4-thiadiazol-2-yl]thiophene-2-sulfonamide
- 4-bromo-5-chloro-N-{{5-[2,6-dichloro-4-(trifluoromethyl)phenyl]-1,3,4-thiadiazol-2-yl}thiophene-2-sulfonamide
- 2,4-dichloro-N-[5-(2-chloro-6-fluorophenyl)-1,3,4-thiadiazol-2-yl]-6-methylbenzenesulfonamide
- 4-bromo-N-[5-(2-chloro-6-fluorophenyl)-1,3,4-thiadiazol-2-yl]-2-methylbenzenesulfonamide
- N-[4-(5-{{(4-bromo-5-chlorothien-2-yl)sulfonyl}amino})-1,3,4-thiadiazol-2-yl]phenyl]acetamide.

20. The method according to claim 15-19, wherein the subject is a human.

30

21. The use of a compound of formula (I)



wherein

T is an aryl ring or heteroaryl ring, optionally independently substituted by $[R]_n$,

5 wherein n is an integer 0-5, and R is hydrogen, aryl, heteroaryl, a heterocyclic ring, optionally halogenated C_{1-6} -alkyl, optionally halogenated C_{1-6} -alkoxy, C_{1-6} -alkylsulfonyl, carboxy, cyano, nitro, halogen, amine which is optionally mono- or di-substituted, amide which is optionally mono- or di-substituted, aryloxy, arylsulfonyl, arylamino, wherein aryl, heteroaryl and aryloxy residues and heterocyclic rings are further optionally substituted in
 10 one or more positions independently of each other by C_{1-6} -acyl, C_{1-6} -alkylthio, cyano, nitro, hydrogen, halogen, optionally halogenated C_{1-6} -alkyl, optionally halogenated C_{1-6} -alkoxy, amide which is optionally mono- or di-substituted, (benzoylamino)methyl, carboxy, 2-thienylmethylamino or ($\{[4-(2\text{-ethoxy-2-oxoethyl})-1,3\text{-thiazol-2-yl}]$ amino} carbonyl);

R^1 is hydrogen or C_{1-6} -alkyl;

15 A_1 and A_2 are a nitrogen atom or C-Z, provided that A_1 and A_2 have different meanings, wherein:

- Z is selected from an aryl ring or heteroaryl ring, which is further optionally substituted in one or more positions independently of each other by hydrogen, C_{1-6} -alkyl, halogenated C_{1-6} -alkyl, halogen, C_{1-6} -alkoxy, nitro, C_{1-6} -alkoxycarbonyl, C_{1-6} -
 20 alkylsulfonyl, acetylamino or aryloxy, wherein the aryloxy is further optionally substituted in one or more positions independently of each other by hydrogen and halogen; or is X-Y- R^2 , wherein
 - X is CH_2 or CO;
 - Y is CH_2 , CO or a single bond;
 - R^2 is selected from C_{1-6} -alkyl, azido, arylthio, heteroarylthio, halogen, hydroxymethyl, 2-
 25 hydroxyethylaminomethyl, methylsulfonyloxymethyl, 3-oxo-4-morpholinolinylmethylene, C_{1-6} -alkoxycarbonyl, 5-methyl-1,3,4-oxadiazol-2-yl; NR^3R^4 , wherein R^3 and R^4 are each independently selected from hydrogen, C_{1-6} -alkyl,

optionally halogenated C₁₋₆-alkylsulfonyl, C₁₋₆-alkoxy, 2-methoxyethyl, 2-hydroxyethyl, 1-methylimidazolylsulfonyl, C₁₋₆-acyl, cyclohexylmethyl, cyclopropanecarbonyl, aryl, optionally halogenated arylsulfonyl, furylcarbonyl, tetrahydro-2-furanylmethyl, N-carbethoxypiperidyl, or C₁₋₆-alkyl substituted with one or more aryl, heterocyclic or

5

heteroaryl, or NR³R⁴ represent together heterocyclic systems which are imidazole, piperidine, pyrrolidine, piperazine, morpholine, oxazepine, oxazole, thiomorpholine, 1,1-dioxidothiomorpholine, 2-(3,4-dihydro-2(1H)isoquinolinyl), (1S,4S)-2-oxa-5-azabicyclo[2.2.1]hept-5-yl, which heterocyclic systems are optionally substituted by C₁₋₆-alkyl, C₁₋₆-acyl, hydroxy, oxo, t-butoxycarbonyl;

10

OCOR³R⁴, wherein R³ and R⁴ are each independently selected from hydrogen, C₁₋₆-alkyl or form together with the N-atom to which they are attached morpholinyl; R⁵O, wherein R⁵ is hydrogen, optionally halogenated C₁₋₆-alkyl, aryl, heteroaryl, C₁₋₆-acyl, C₁₋₆-alkylsulfonyl, arylcarbonyl, heteroarylcarbonyl, 2-carbomethoxyphenyl;

15

or a salt, hydrate or solvate thereof,

in the manufacture of a medicament for the prevention, management or treatment of diabetes, syndrome X, obesity, glaucoma, hyperlipidemia, hyperglycemia, hyperinsulinemia, hypertension, osteoporosis, dementia, depression, virus diseases or inflammatory disorders without causing hypoglycemia and to achieve immuno-modulation.

20

22. The use according to claim 21, wherein the immuno-modulation is selected from tuberculosis, lepra, and psoriasis.

23. The use according to claim 21-22, wherein

25

T is selected from 5-chloro-1,3-dimethyl-1H-pyrazol-4-yl; 4-chloro-2,3,1-benzoxadiazolyl; 5-(dimethylamino)-1-naphthyl; 1-methylimidazol-4-yl; 1-naphthyl; 2-naphthyl; 8-quinolinyl;

thienyl substituted with one or more of (benzoylamino)methyl, bromo, chloro, 3-isoxazolyl, 2-(methylsulfanyl)-4-pyrimidinyl, 1-methyl-5-(trifluoromethyl)pyrazol-3-yl, phenylsulfonyl, pyridyl;

30

phenyl substituted with one or more of acetylamino, 3-acetylamino, 3-acetylphenyl, benzeneamino, 1,3-benzodioxol-5-yl, 2-benzofuryl, benzylamino, 3,5-bis(trifluoromethyl)phenyl, bromo, butoxy, carboxy, chloro, 4-carboxyphenyl, 3-chloro-2-cyanophenoxy, 4-chlorophenyl, 5-chloro-2-thienyl, cyano, 3,4-dichlorophenyl, ([4-(2-ethoxy-2-oxoethyl)-1,3-thiazol-2-yl]amino)carbonyl, fluoro, 5-fluoro-2-methoxyphenyl, 2-furyl, hydrogen, iodo, isopropyl, methanesulfonyl, methoxy, methyl, 4-methyl-1-piperazinyl, 4-methyl-1-piperidinyl, 4-methylsulfanylphenyl, 5-methyl-2-thienyl, 4-morpholinyl, nitro, 3-nitrophenyl, phenoxy, phenyl, n-propyl, 4-pyridyl, 3-pyridylmethylamino, 1-pyrrolidinyl, 2-thienyl, 3-thienyl, 2-thienylmethylamino, trifluoromethoxy, 4-trifluoromethoxyphenyl, trifluoromethyl; or

R^1 is hydrogen or methyl;

A_1 and A_2 are a nitrogen atom or C-Z, provided that A_1 and A_2 have different meanings, wherein:

Z is selected from 1-benzothien-3-yl, 3-(2,5-dimethylfuryl), pyridinyl; thienyl optionally substituted with one or more of chloro, methylsulfonyl; phenyl optionally substituted with one or more of ethoxycarbonyl, nitro, fluoro, methyl, methoxy, acetylamino, chloro, 4-chlorophenoxy, trifluoromethyl; or is X-Y- R^2 , wherein

- X is CH_2 or CO;
- Y is CH_2 , CO or a single bond;
- R^2 is selected from n-propyl, azido, bromo, chloro, 2-pyridinylsulfanyl, 3-oxo-4-morpholinolylmethylene, ethoxycarbonyl, 5-methyl-1,3,4-oxadiazol-2-yl, hydroxymethyl, 2-hydroxyethylaminomethyl, methylsulfonyloxymethyl;

NR^3R^4 , wherein R^3 and R^4 are each independently selected from acetyl, benzhydryl, 1,3-benzodioxol-5-ylmethyl, benzyl, 3-chloro-2-methylphenylsulfonyl, cyclohexyl, cyclohexylmethyl, cyclopropanecarbonyl, ethyl, 2-furylcarbonyl, 2-furylmethyl, hydrogen, 2-hydroxyethyl, 2-(1H-indol-3-yl)ethyl, isopropyl, methoxy, 2-methoxyethyl, methyl, 4-(1-methylimidazolyl)sulfonyl, methylsulfonyl, phenyl, (1S)-phenylethyl, n-propyl, tetrahydro-2-furanylmethyl, trifluoromethylsulfonyl, N-carbethoxypiperidyl; or

NR^3R^4 represent together 4-acetylpiperazinyl, 4-t-butoxycarbonylpiperazinyl, 2-(3,4-dihydro-2(1H)isoquinolinyl), (2R,6S)-2,6-dimethylmorpholinyl, (2R)-2,4-dimethyl-1-

piperazinyl, 2-hydroxy-3-oxomorpholinyl, imidazolyl, 2-methyl-3-oxomorpholinyl, 4-methyl-2-oxopiperazinyl, 4-methylpiperazinyl, morpholinyl, (1S,4S)-2-oxa-5-aza-bicyclo[2.2.1]hept-5-yl, 2-oxoimidazolyl, 3-oxomorpholinyl, 3-oxo-1,4-oxazepinyl, 2-oxooxazolyl, piperazinyl; piperidinyl; pyrrolidinyl; pyrrolidonyl, thiomorpholinyl; 1,1-dioxido-thiomorpholinyl;

5 OCONR³R⁴, wherein R³ and R⁴ are each independently selected from ethyl, hydrogen or form together with the N-atom to which they are attached morpholinyl;

R⁵O, wherein R⁵ is acetyl, benzoyl, benzyl, ethyl, 2-fluoroethyl, 2-furylcarbonyl, hydrogen, isobutyryl, isopropyl, methyl, 2-carbomethoxyphenyl, methylsulfonyl, phenyl, n-propionyl, 3-pyridinyl, 2,2,2-trifluoroethyl.

24. The use according to claim 21-23, wherein the compound is selected from the compounds as defined in claim 3, and also the following compounds:

- 15 • 3-chloro-N-{5-[2-(diethylamino)ethyl]-1,3,4-thiadiazol-2-yl}-2-methylbenzenesulfonamide
- N-(5-phenyl-1,3,4-thiadiazol-2-yl)-4-propylbenzenesulfonamide
- 3-chloro-2-methyl-N-(5-phenyl-1,3,4-thiadiazol-2-yl)benzenesulfonamide
- 3-chloro-N-[5-(4-fluoro-3-methylphenyl)-1,3,4-thiadiazol-2-yl]-2-methylbenzenesulfonamide
- 20 • 2,4,6-trichloro-N-(5-phenyl-1,3,4-thiadiazol-2-yl)benzenesulfonamide
- N-(5-phenyl-1,3,4-thiadiazol-2-yl)-1,1'-biphenyl-4-sulfonamide
- 2,4-dichloro-6-methyl-N-(5-phenyl-1,3,4-thiadiazol-2-yl)benzenesulfonamide
- N-[4-(5-{{(4-propylphenyl)sulfonyl}amino}-1,3,4-thiadiazol-2-yl)phenyl]acetamide
- N-[5-(2-chloro-5-nitrophenyl)-1,3,4-thiadiazol-2-yl]-4-propylbenzenesulfonamide
- 25 • N-[5-(2-chlorophenyl)-1,3,4-thiadiazol-2-yl]-4-propylbenzenesulfonamide
- 3-chloro-N-[5-(2-chloro-5-nitrophenyl)-1,3,4-thiadiazol-2-yl]-2-methylbenzenesulfonamide
- 3-chloro-N-[5-(2-chlorophenyl)-1,3,4-thiadiazol-2-yl]-2-methylbenzenesulfonamide
- N-[4-(5-{{(2,4,6-trichlorophenyl)sulfonyl}amino}-1,3,4-thiadiazol-2-yl)phenyl]acetamide
- 30

- 2,4,6-trichloro-N-[5-(2-chloro-5-nitrophenyl)-1,3,4-thiadiazol-2-yl]benzenesulfonamide
- 2,4,6-trichloro-N-[5-(2-chlorophenyl)-1,3,4-thiadiazol-2-yl]benzenesulfonamide
- N-(4-{5-[(1,1'-biphenyl-4-ylsulfonyl)amino]-1,3,4-thiadiazol-2-yl}phenyl)acetamide
- 5 • N-[5-(2-chloro-5-nitrophenyl)-1,3,4-thiadiazol-2-yl]-1,1'-biphenyl-4-sulfonamide
- N-[5-(2-chlorophenyl)-1,3,4-thiadiazol-2-yl]-1,1'-biphenyl-4-sulfonamide
- N-[4-(5-[(2,4-dichloro-6-methylphenyl)sulfonyl]amino)-1,3,4-thiadiazol-2-yl]phenyl]acetamide
- 2,4-dichloro-N-[5-(2-chloro-5-nitrophenyl)-1,3,4-thiadiazol-2-yl]-6-
- 10 methylbenzenesulfonamide
- 2,4-dichloro-N-[5-(2-chlorophenyl)-1,3,4-thiadiazol-2-yl]-6-methylbenzenesulfonamide
- 2,3,4-trichloro-N-[5-(2-chlorophenyl)-1,3,4-thiadiazol-2-yl]benzenesulfonamide
- N-[4-(5-[(4-bromo-2,5-difluorophenyl)sulfonyl]amino)-1,3,4-thiadiazol-2-
- 15 yl]phenyl]acetamide
- 4,5-dichloro-N-[5-(2-chlorophenyl)-1,3,4-thiadiazol-2-yl]thiophene-2-sulfonamide
- N-[4-(5-[(2,4,5-trichlorophenyl)sulfonyl]amino)-1,3,4-thiadiazol-2-yl]phenyl]acetamide
- 3-bromo-5-chloro-N-[5-(2-chlorophenyl)-1,3,4-thiadiazol-2-yl]thiophene-2-
- 20 sulfonamide
- N-[4-(5-[(2,6-dichlorophenyl)sulfonyl]amino)-1,3,4-thiadiazol-2-yl]phenyl]acetamide
- 2,3,4-trichloro-N-{5-[2,6-dichloro-4-(trifluoromethyl)phenyl]-1,3,4-thiadiazol-2-yl}benzenesulfonamide
- 25 • N-[5-(2-chloro-6-fluorophenyl)-1,3,4-thiadiazol-2-yl]-4-propylbenzenesulfonamide
- 4-bromo-N-{5-[2,6-dichloro-4-(trifluoromethyl)phenyl]-1,3,4-thiadiazol-2-yl}-2,5-difluorobenzenesulfonamide
- 4,5-dichloro-N-[5-(2-chloro-6-fluorophenyl)-1,3,4-thiadiazol-2-yl]thiophene-2-sulfonamide

- 4-bromo-5-chloro-N-{5-[2,6-dichloro-4-(trifluoromethyl)phenyl]-1,3,4-thiadiazol-2-yl}thiophene-2-sulfonamide
- 2,4-dichloro-N-[5-(2-chloro-6-fluorophenyl)-1,3,4-thiadiazol-2-yl]-6-methylbenzenesulfonamide
- 5 • 4-bromo-N-[5-(2-chloro-6-fluorophenyl)-1,3,4-thiadiazol-2-yl]-2-methylbenzenesulfonamide
- N-[4-(5-{{(4-bromo-5-chlorothiophen-2-yl)sulfonyl}amino}-1,3,4-thiadiazol-2-yl)phenyl]acetamide.

10 25. A pharmaceutical composition comprising at least one compound of formula (I) as defined in any of the claims 1-3, and a pharmaceutically acceptable carrier.

INTERNATIONAL SEARCH REPORT

International application No.

PCT/SE 02/02139

A. CLASSIFICATION OF SUBJECT MATTER		
IPC7: C07D 285/08, C07D 285/135, A61K 31/433, A61P 3/00, A61P 9/12, A61P 19/10, A61P 25/00, A61P 27/06, A61P 29/00, A61P 31/00 According to International Patent Classification (IPC) or to both national classification and IPC		
B. FIELDS SEARCHED		
Minimum documentation searched (classification system followed by classification symbols)		
IPC7: C07D, A61K, A61P		
Documentation searched other than minimum documentation to the extent that such documents are included in the fields searched		
SE,DK,FI,NO classes as above		
Electronic data base consulted during the international search (name of data base and, where practicable, search terms used)		
CHEM.ABS.DATA, EPO-INTERNAL, WPI DATA		
C. DOCUMENTS CONSIDERED TO BE RELEVANT		
Category*	Citation of document, with indication, where appropriate, of the relevant passages	Relevant to claim No:
X	GB 839316 A (UDO WÖRFFEL ET AL), 29 June 1960 (29.06.60) --	1,5,6,25
X	GB 858189 A (FARBENFABRIKEN BAYER AKTIENGESELLSCHAFT), 11 January 1961 (11.01.61) --	1,5,6,25
X	STN International, File CHEMCATS, Accession no. 2001:528398, 8 October 2001, CD212010, 2-Naphthalenesulfonamide, N-[5-(4-pyridinyl)-1,3, 4-thiadiazol-2-yl], CAS Registry No. 326886-15-1 --	1,4
<input checked="" type="checkbox"/> Further documents are listed in the continuation of Box C. <input checked="" type="checkbox"/> See patent family annex.		
* Special categories of cited documents: "A" document defining the general state of the art which is not considered to be of particular relevance "E" earlier application or patent but published on or after the international filing date "L" document which may throw doubts on priority claim(s) or which is cited to establish the publication date of another citation or other special reason (as specified) "O" document referring to an oral disclosure, use, exhibition or other means "P" document published prior to the international filing date but later than the priority date claimed "T" later document published after the international filing date or priority date and not in conflict with the application but cited to understand the principle or theory underlying the invention "X" document of particular relevance: the claimed invention cannot be considered novel or cannot be considered to involve an inventive step when the document is taken alone "Y" document of particular relevance: the claimed invention cannot be considered to involve an inventive step when the document is combined with one or more other such documents, such combination being obvious to a person skilled in the art "&" document member of the same patent family		
Date of the actual completion of the international search		Date of mailing of the international search report
11 March 2003		13-03-2003
Name and mailing address of the ISA/ Swedish Patent Office Box 5055, S-102 42 STOCKHOLM Facsimile No. +46 8 666 02 86		Authorized officer VIVECA NORÉN/BS Telephone No. +46 8 782 25 00

INTERNATIONAL SEARCH REPORT

International application No.

PCT/SE 02/02139

C (Continuation). DOCUMENTS CONSIDERED TO BE RELEVANT		
Category*	Citation of document, with indication, where appropriate, of the relevant passages	Relevant to claim No.
X	STN International, File CHEMCATS, Accession no. 2001:528397, 8 October 2001, CD212009, Benzenesulfonamide, N-[5-(4-pyridinyl)-1,3,4-thiadiazol-2-yl], CAS Registry No. 326886-14-0 --	1,4
X	GB 822947 A (T.J. SMITH & NEPHEW LIMITED), 4 November 1959 (04.11.59) --	1-25
X	US 3332942 A (PHILIP J. BREIVOGEL ET AL), 25 July 1967 (25.07.67) --	1-25
X	GB 1053085 A (KARL THOMAE GESELLSCHAFT), 30 December 1966 (30.12.66) --	1-25
X	Merck & Co., Inc., USA, 1999, Monograph Number: 9084, "Sulfamethizole", CAS Registry number: 144-82-1 --	1-25
X	STN International, File CAPLUS, CAPLUS accession no. 1998:231998, document no. 128:265804, Burduliene D. et al, "Synthesis and antiviral activity of N-[p-(R-sulfamoyl)phenyl]succinamic acids and their 2-amino-2-thiazoline salts", & Khimiko-Farmatsevticheskii Zhurnal (1997),31(9),24-26 --	1-25
X	STN International, File CAPLUS, CAPLUS accession no. 1982:484681, document no. 97:84681, Kivman G. et al, "Penetration of sulfanilamides into inflammatory foci", & Khimiko-Farmatsevticheskii Zhurnal (1982), 16(6), 665-7 --	1-25

INTERNATIONAL SEARCH REPORT

International application No.

PCT/SE 02/02139

C (Continuation). DOCUMENTS CONSIDERED TO BE RELEVANT		
Category*	Citation of document, with indication, where appropriate, of the relevant passages	Relevant to claim No.
X	EP 0749964 A1 (ZENECA LIMITED), 27 December 1996 (27.12.96) --	1-25
X	WO 9902502 A2 (SMITHKLINE BEECHAM PLC), 21 January 1999 (21.01.99) --	1-25
X	WO 0154691 A1 (NICOX S.A.), 2 August 2001 (02.08.01) --	1-25
P,X	WO 0190090 A1 (BIOVITRUM AB), 29 November 2001 (29.11.01) -- -----	1-25

INTERNATIONAL SEARCH REPORT

International application No.
PCT/SE02/02139

Box I Observations where certain claims were found unsearchable (Continuation of item 1 of first sheet)

This international search report has not been established in respect of certain claims under Article 17(2)(a) for the following reasons:

1. Claims Nos.: 7-21
because they relate to subject matter not required to be searched by this Authority, namely:
see next sheet

2. Claims Nos.:
because they relate to parts of the international application that do not comply with the prescribed requirements to such an extent that no meaningful international search can be carried out, specifically:

3. Claims Nos.:
because they are dependent claims and are not drafted in accordance with the second and third sentences of Rule 6.4(a).

Box II Observations where unity of invention is lacking (Continuation of item 2 of first sheet)

This International Searching Authority found multiple inventions in this international application, as follows:

1. As all required additional search fees were timely paid by the applicant, this international search report covers all searchable claims.
2. As all searchable claims could be searched without effort justifying an additional fee, this Authority did not invite payment of any additional fee.
3. As only some of the required additional search fees were timely paid by the applicant, this international search report covers only those claims for which fees were paid, specifically claims Nos.:

4. No required additional search fees were timely paid by the applicant. Consequently, this international search report is restricted to the invention first mentioned in the claims; it is covered by claims Nos.:

Remark on Protest

- The additional search fees were accompanied by the applicant's protest.
 No protest accompanied the payment of additional search fees.

INTERNATIONAL SEARCH REPORT

International Application No.
PCT/SE02/02139

Claims 7-21 relate to methods of treatment of the human or animal body by surgery or by therapy/diagnostic methods practised on the human or animal body/Rule. 39.1.(iv)). Nevertheless, a search has been executed for these claims. The search has been based on the alleged effects of the compounds/compositions.

INTERNATIONAL SEARCH REPORT

Information on patent family members

International application No.

PCT/SE 02/02139

Patent document cited in search report	Publication date	Patent family member(s)	Publication date
GB 839316 A	29/06/60	NONE	
GB 858189 A	11/01/61	NONE	
GB 822947 A	04/11/59	NONE	
US 3332942 A	25/07/67	NONE	
GB 1053085 A	30/12/66	CH 451170 A CH 451949 A DE 1470363 A FR 4840 M FR 1466258 A US 3419575 A	15/05/68 15/05/68 29/05/69 00/00/00 20/01/67 31/12/68
EP 0749964 A1	27/12/96	DE 69615614 D,T GB 9512697 D JP 9012557 A US 5668137 A	11/07/02 00/00/00 14/01/97 16/09/97
WO 9902502 A2	21/01/99	AU 736256 B AU 9257898 A BR 9810991 A CN 1087294 B CN 1261883 T EP 0994862 A GB 9714530 D HU 0003073 A IL 133870 D JP 2002511097 T NO 20000108 A NZ 501258 A PL 338016 A TR 200000073 T TW 470743 B US 6316450 B ZA 9806139 A GB 9724530 D	26/07/01 08/02/99 08/08/00 10/07/02 02/08/00 26/04/00 00/00/00 29/01/01 00/00/00 09/04/02 10/01/00 27/07/01 25/09/00 00/00/00 00/00/00 13/11/01 10/01/00 00/00/00
WO 0154691 A1	02/08/01	AU 3730801 A BR 0107824 A DE 20020265 U EP 1253924 A IT MI20000092 A,U,V	07/08/01 05/11/02 31/05/01 06/11/02 26/07/01

INTERNATIONAL SEARCH REPORT
Information on patent family members

International application No.

PCT/SE 02/02139

Patent document cited in search report	Publication date	Patent family member(s)	Publication date
WO	0190090 A1	AU 6093101 A	03/12/01
		AU 6093201 A	03/12/01
		AU 6283001 A	03/12/01
		AU 6283101 A	03/12/01
		AU 6445601 A	03/12/01
		AU 7977400 A	10/05/01
		EP 1218284 A	03/07/02
		NO 20021468 A	25/03/02
		NO 20025585 D	00/00/00
		NO 20025586 D	00/00/00
		NO 20025587 D	00/00/00
		NO 20025588 D	00/00/00
		SE 0001899 D	00/00/00
		WO 0190091 A	29/11/01
		WO 0190092 A	29/11/01
		WO 0190093 A	29/11/01
		WO 0190094 A	29/11/01
