



(19) **United States**

(12) **Patent Application Publication**
Hassell et al.

(10) **Pub. No.: US 2004/0128685 A1**

(43) **Pub. Date: Jul. 1, 2004**

(54) **ELECTRONIC PROGRAM GUIDE WITH DIGITAL STORAGE**

Publication Classification

(75) Inventors: **Joel G. Hassell**, Arvada, CO (US);
Edward B. Knudson, Littleton, CO (US);
L. Joe Hedges, Tulsa, OK (US);
Michael D. Ellis, Boulder, CO (US);
David M. Berezowski, Tulsa, OK (US)

(51) **Int. Cl.⁷** **H04N 7/173**; G06F 13/00;
H04N 5/445; G06F 3/00; H04N 7/16
(52) **U.S. Cl.** **725/40**; 725/25; 725/134;
725/142

Correspondence Address:

FISH & NEAVE
1251 AVENUE OF THE AMERICAS
50TH FLOOR
NEW YORK, NY 10020-1105 (US)

(57) **ABSTRACT**

An interactive television program guide system with digital storage is provided. The program guide gives users the ability to store information associated with recorded programs in a directory in the digital storage device thereby providing easy access to program information. The program guide may also provide a global media library for indicating the programs stored on removable storage media used with the program guide. The guide may also allow the user to manage and maintain a user media library to do the same. Non-time-sensitive data associated with recorded programs may be stored in a way that allows the user to interact with the data on playback as if the program were being originally aired. The program guide also allows the user to define "super-programs" for playback of a sequence of stored programs or program segments.

(73) Assignee: **United Video Properties, Inc., a corporation of Delaware**

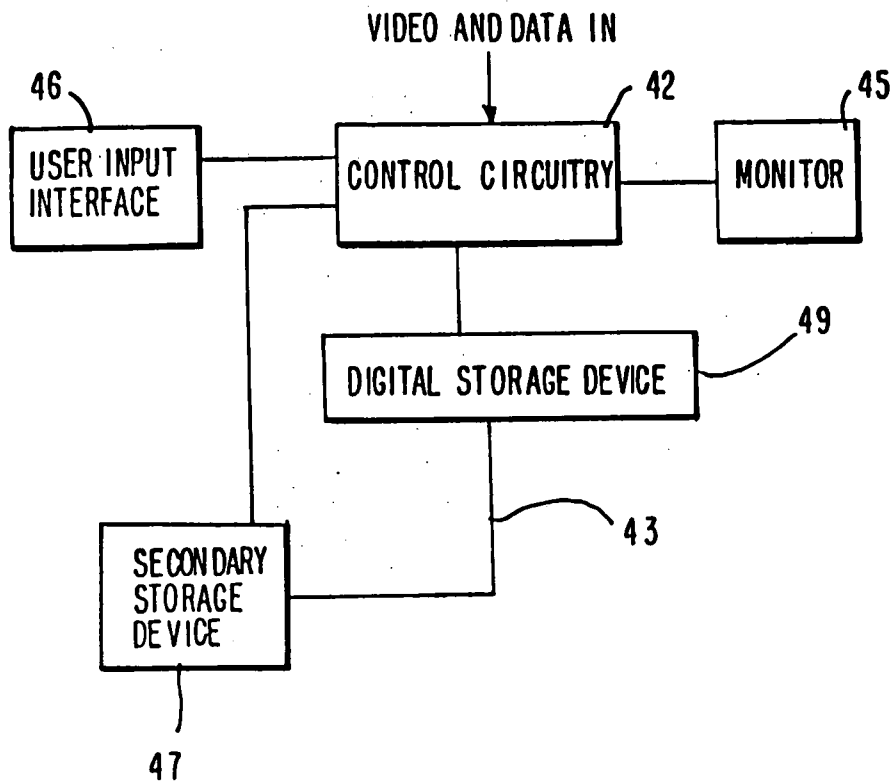
(21) Appl. No.: **10/734,505**

(22) Filed: **Dec. 12, 2003**

Related U.S. Application Data

(63) Continuation of application No. 10/383,281, filed on Mar. 5, 2003, which is a continuation of application No. 09/157,256, filed on Sep. 17, 1998, now abandoned.

22



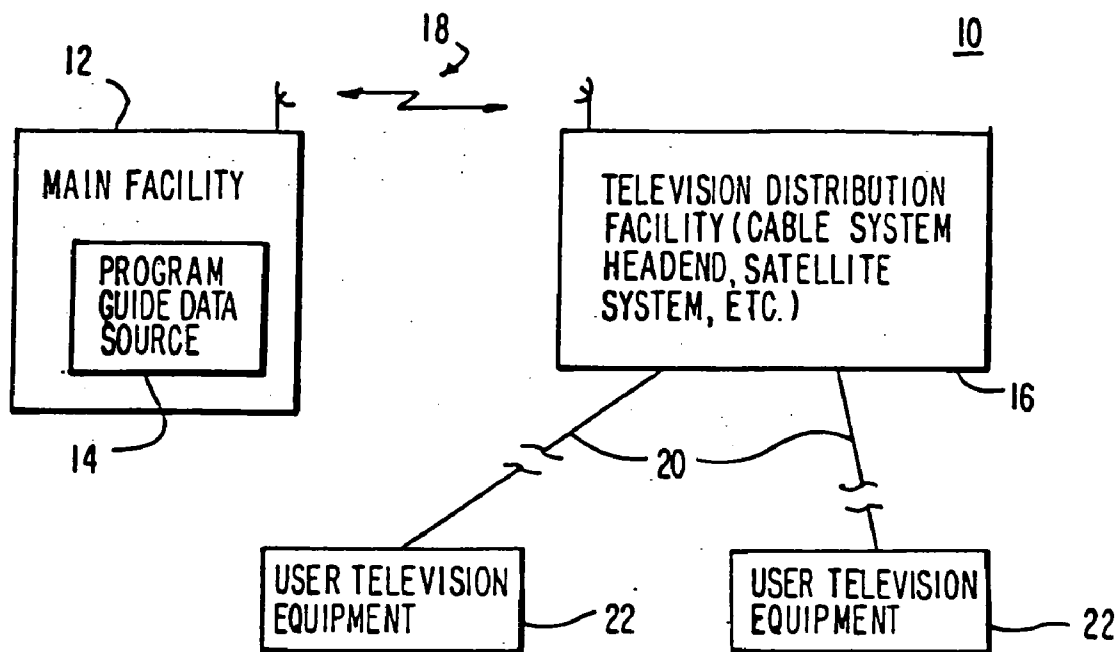


FIG. 1

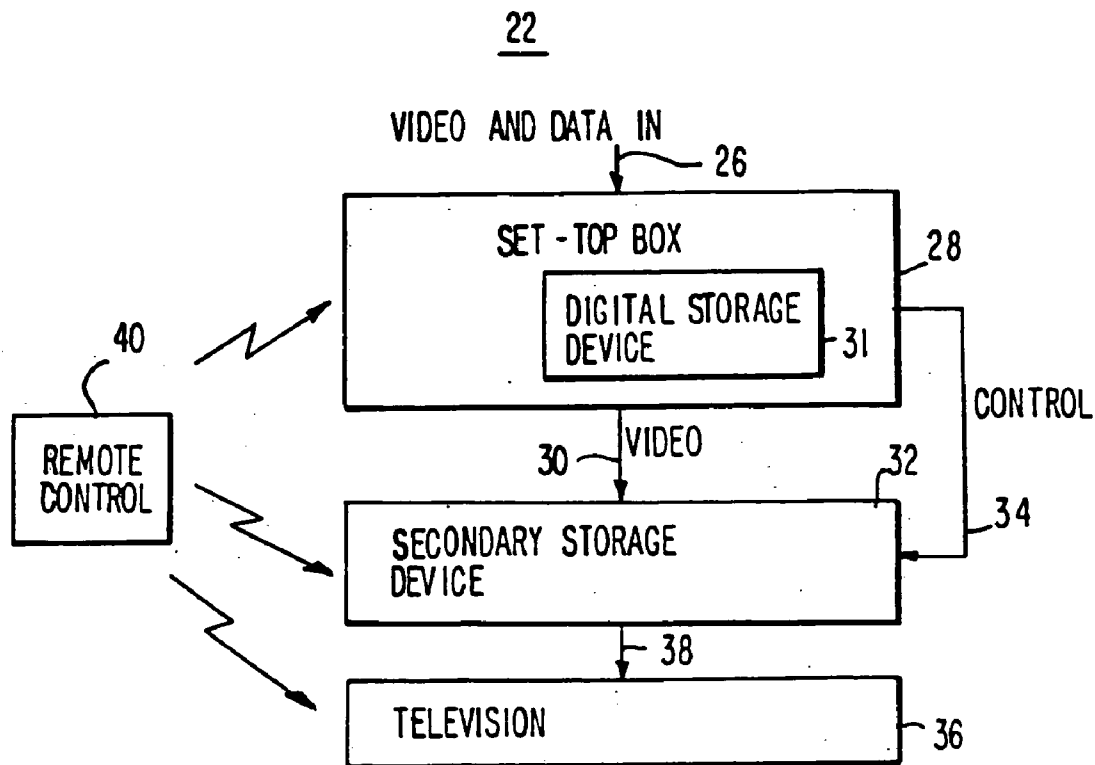


FIG. 2

22

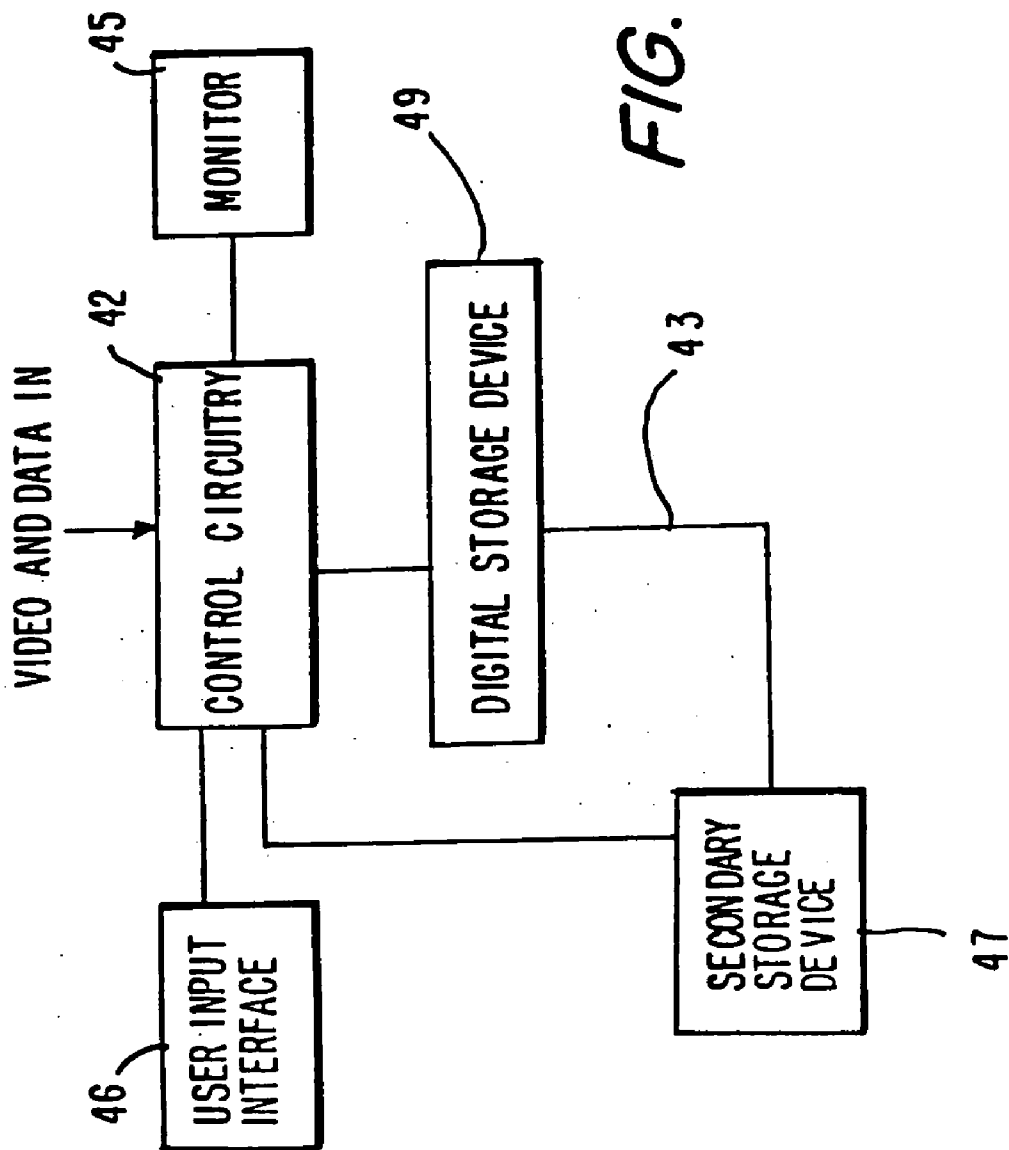


FIG. 3

50

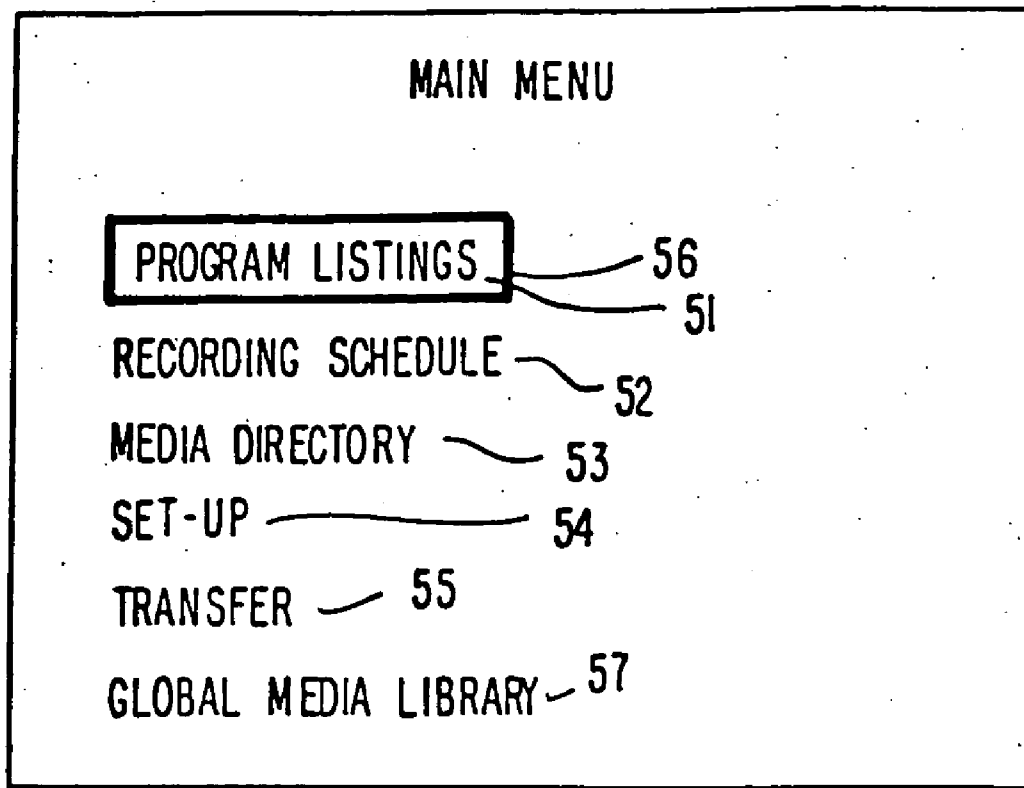


FIG. 4

FIG. 5a

CHANNEL	7:00 PM	7:30 PM	8:00 PM
2 PUBLIC TELEVISION	PROGRAM 1	PROGRAM 1	PROGRAM 2
3 HBO	PROGRAM 1	PROGRAM 2	PROGRAM 2
4 NBC	PROGRAM 1	PROGRAM 2	PROGRAM 3
5 FOX	PROGRAM 1	PROGRAM 2	PROGRAM 2

60

63

65

65

62

64

66

68

61

67

69

60

CHANNEL	7:00 PM	7:30 PM	8:00 PM
DIGITAL STORAGE	PROGRAM 1	PROGRAM 2	PROGRAM 3
2 PUBLIC TELEVISION	PROGRAM 1		PROGRAM 2
3 HBO	PROGRAM 1	PROGRAM 2	
4 NBC	PROGRAM 1	PROGRAM 2	PROGRAM 3
5 FOX	PROGRAM 1		

141

FIG. 5b

PROGRAM LISTING INFORMATION

TITLE: MASH

DESCRIPTION: SITUATION COMEDY ABOUT LIFE IN A MASH UNIT DURING THE KOREAN WAR

EPISODE: 1975 EPISODE 5

CHANNEL: 11

DURATION: 30 MIN.

VIEWED: NO

CAST MEMBERS: ALAN ALDA, LORETTA SWITT

CATEGORY(IES): COMEDY, WAR

LANGUAGE(S): ENGLISH

VIDEO FORMAT: NORMAL TV

OTHER INFORMATION: MASH WEB SITE

FIG. 6

FIG. 7a

80

VOLUME NAME: DISC ONE

EST. TIME REMAINING: 50 MIN

TITLE	CHANNEL	RECORD DATE	RECORD TIME	DURATION
M*A*S*H*	11	5/1/98	8:00PM	30 MIN
TERMINATOR	4	5/2/98	8:00PM	120 MIN
WILD-AFRICA	--18--	--5/3/98--	--7:00PM--	--60 MIN--

81

82

89

83

84

PROGRAM LISTING INFORMATION

TITLE: M*A*S*H*

DESCRIPTION: SITUATION COMEDY ABOUT LIFE IN A MASH UNIT DURING THE KOREAN WAR

USER DESCRIPTION: PARTY EPISODE⁸⁵

EPISODE: 1975 EPISODE 5

CHANNEL: 11

DURATION: 30 MIN.

VIEWED: NO

CAST MEMBERS: ALAN ALDA, LORETTA SWITT

CATEGORY(IES): COMEDY, WAR⁸⁹

USER CATEGORY(IES): DAD'S FAVORITES⁸⁶

LANGUAGE(S): ENGLISH

VIDEO FORMAT: NORMAL TV

OTHER INFORMATION: MASH WEB SITE

USER OTHER: ⁸⁸

FIG. 7b

87

CHANNEL	TIME BEGIN	TIME END
5	8:00 PM	10:00PM

FIG. 8

90

VOLUME NAME: DISC ONE EST. TIME REMAINING: 500 MIN

TITLE	CHANNEL	RECORD DATE	RECORD TIME	DURATION	VIEWED
M*A*S*H	11	5/1/98	8:00PM	30 MIN	NO
TERMINATOR	4	5/2/98	8:00PM	120 MIN	YES
WILD AFRICA	18	5/3/98	7:00PM	60 MIN	YES

SUPER PROGRAM

91

95

FIG. 9

FIG. 10

100

FULL ENTRY INFORMATION

TITLE: MASH

DESCRIPTION: SITUATION COMEDY ABOUT LIFE IN A MASH UNIT DURING THE KOREAN WAR
USER DESCRIPTION: PARTY EPISODE

EPISODE: 1975 EPISODE 5

CHANNEL: 11

DURATION: 30 MIN.

VIEWED: NO

CAST MEMBERS: ALAN ALDA, LORETTA SWITT

CATEGORY(IES): COMEDY, WAR

USER CATEGORY(IES): DAD'S FAVORITES

LANGUAGE(S): ENGLISH

VIDEO FORMAT: NORMAL TV

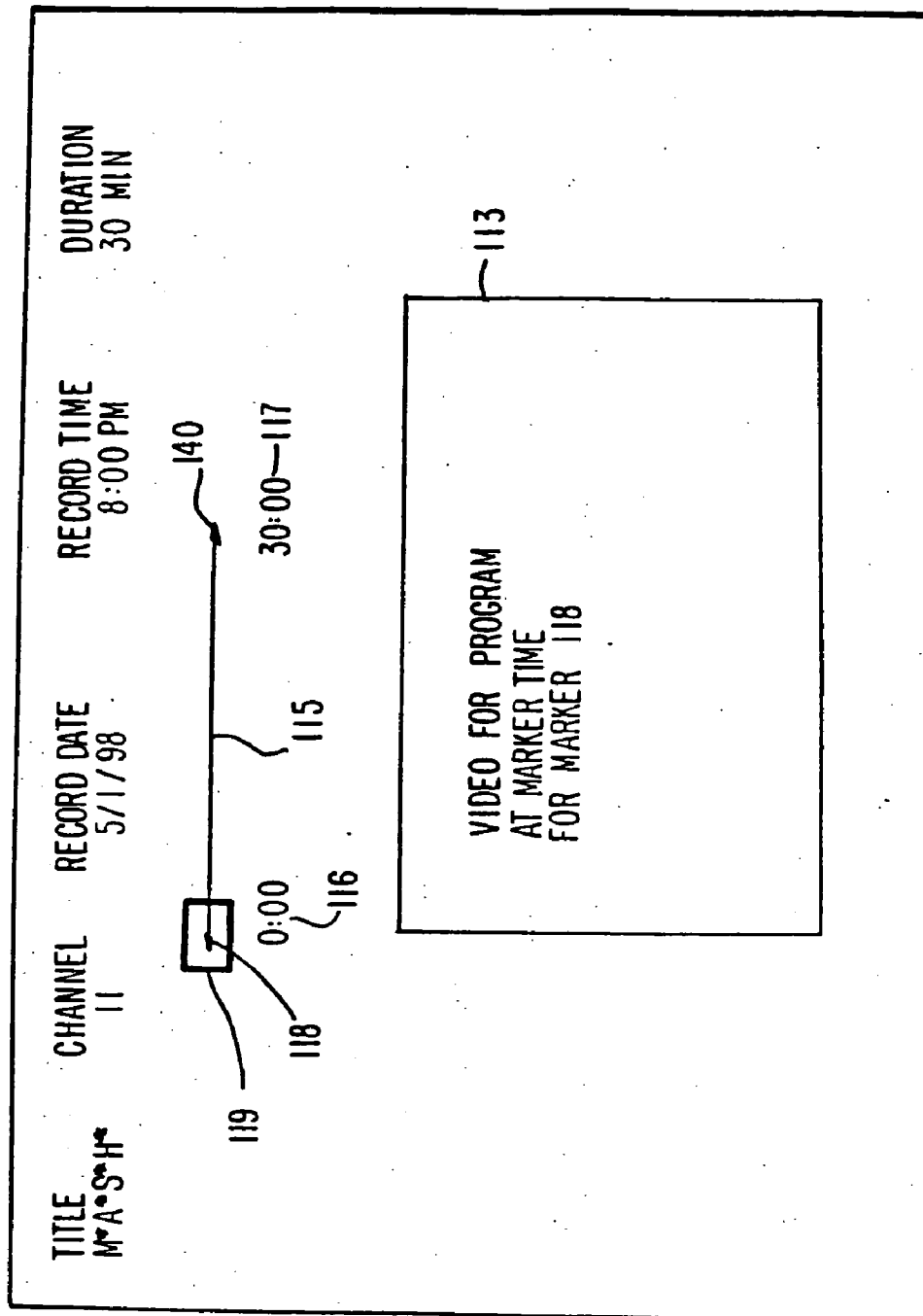
OTHER INFORMATION: MASH WEB SITE

USER OTHER:

101

FIG. 11a

110



110

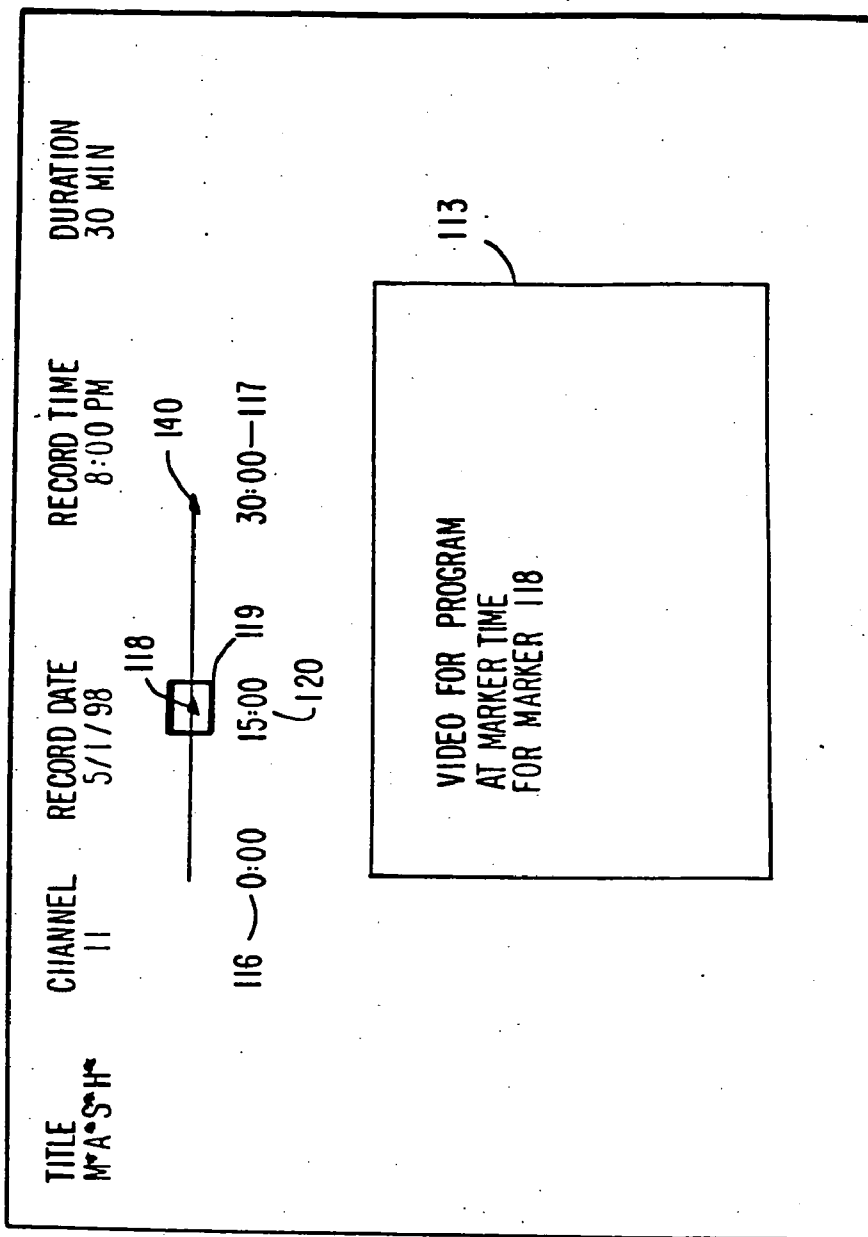


FIG. 11b

110

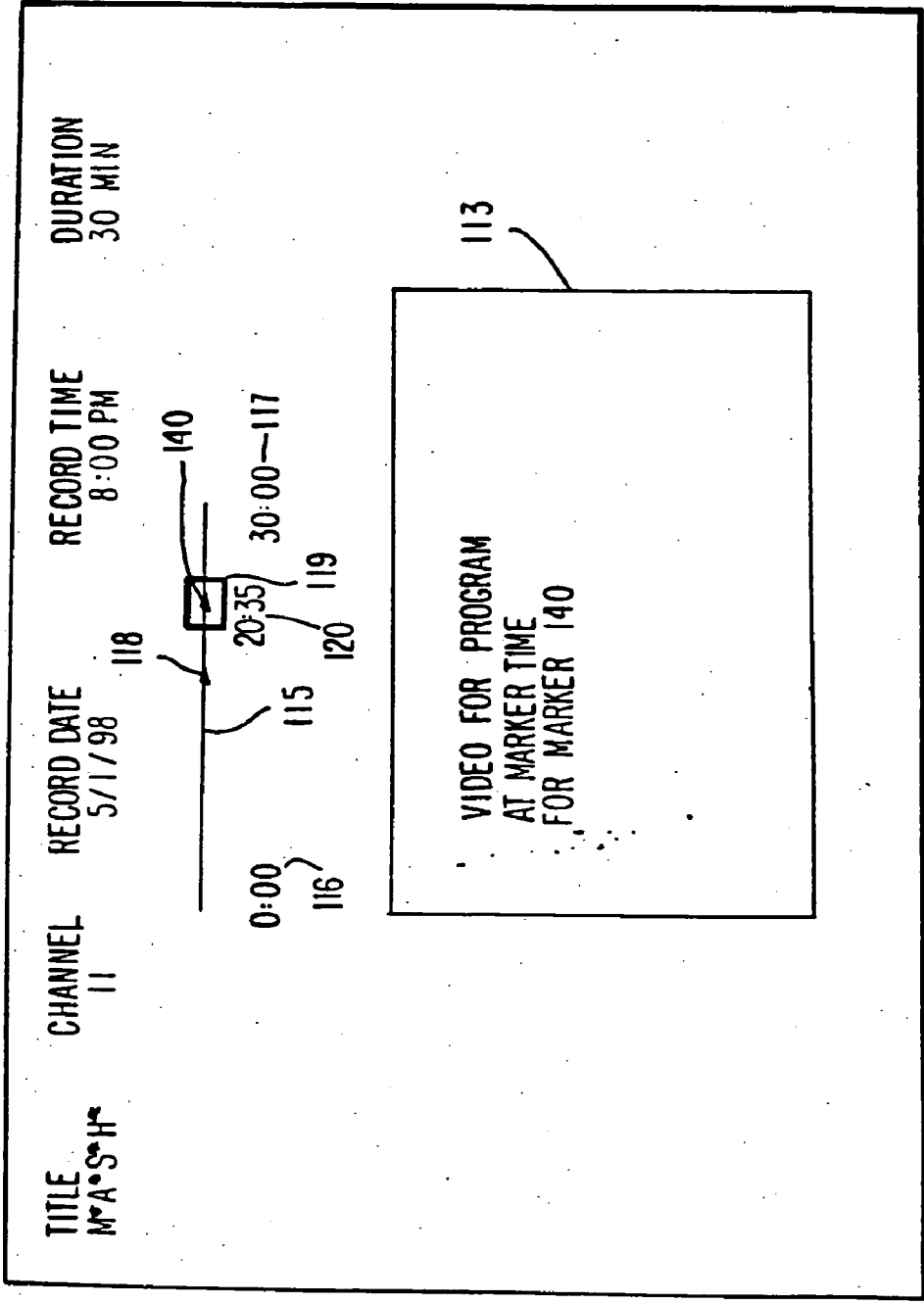
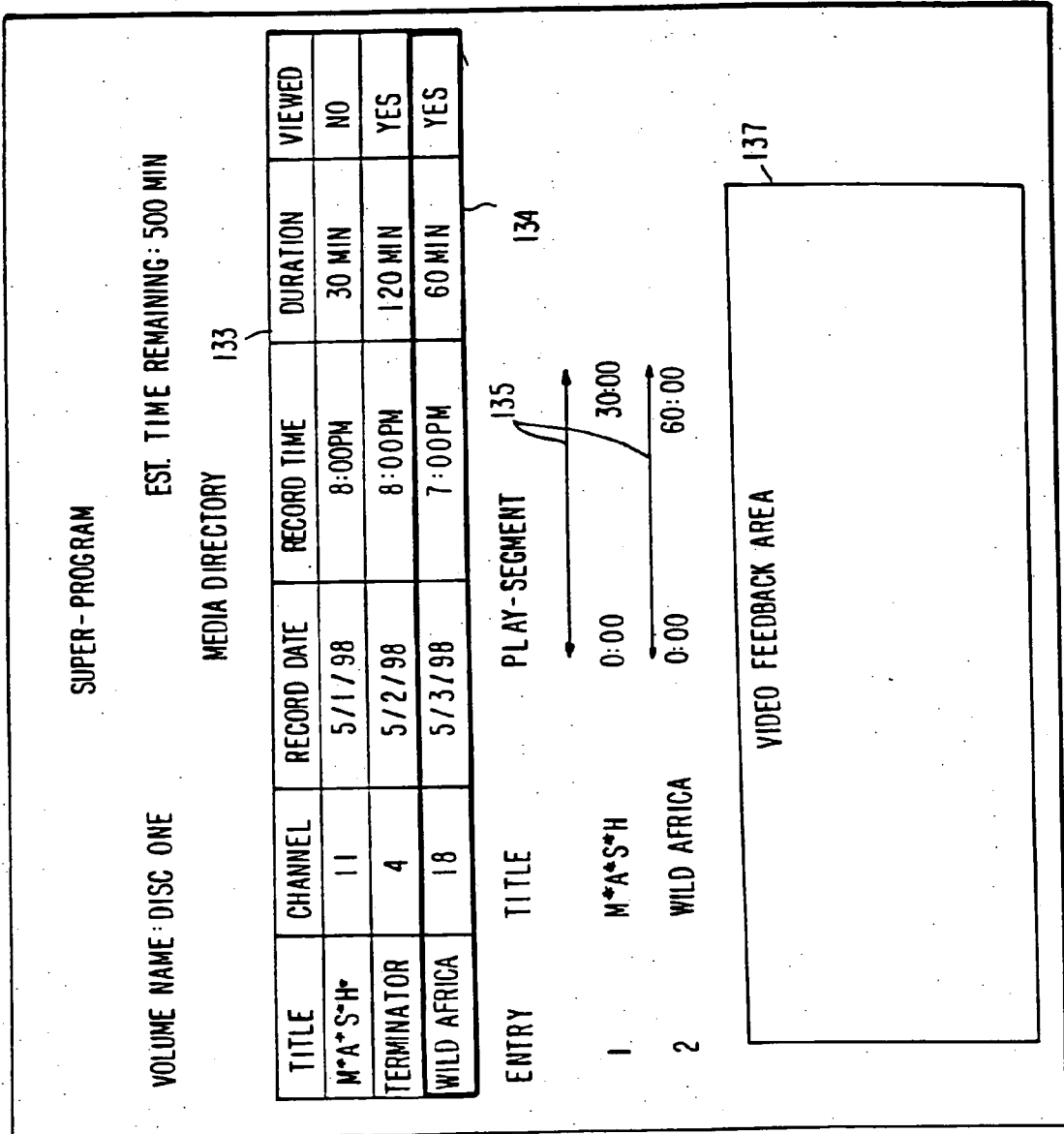


FIG. 11C

130



131

132

FIG. 12a

130

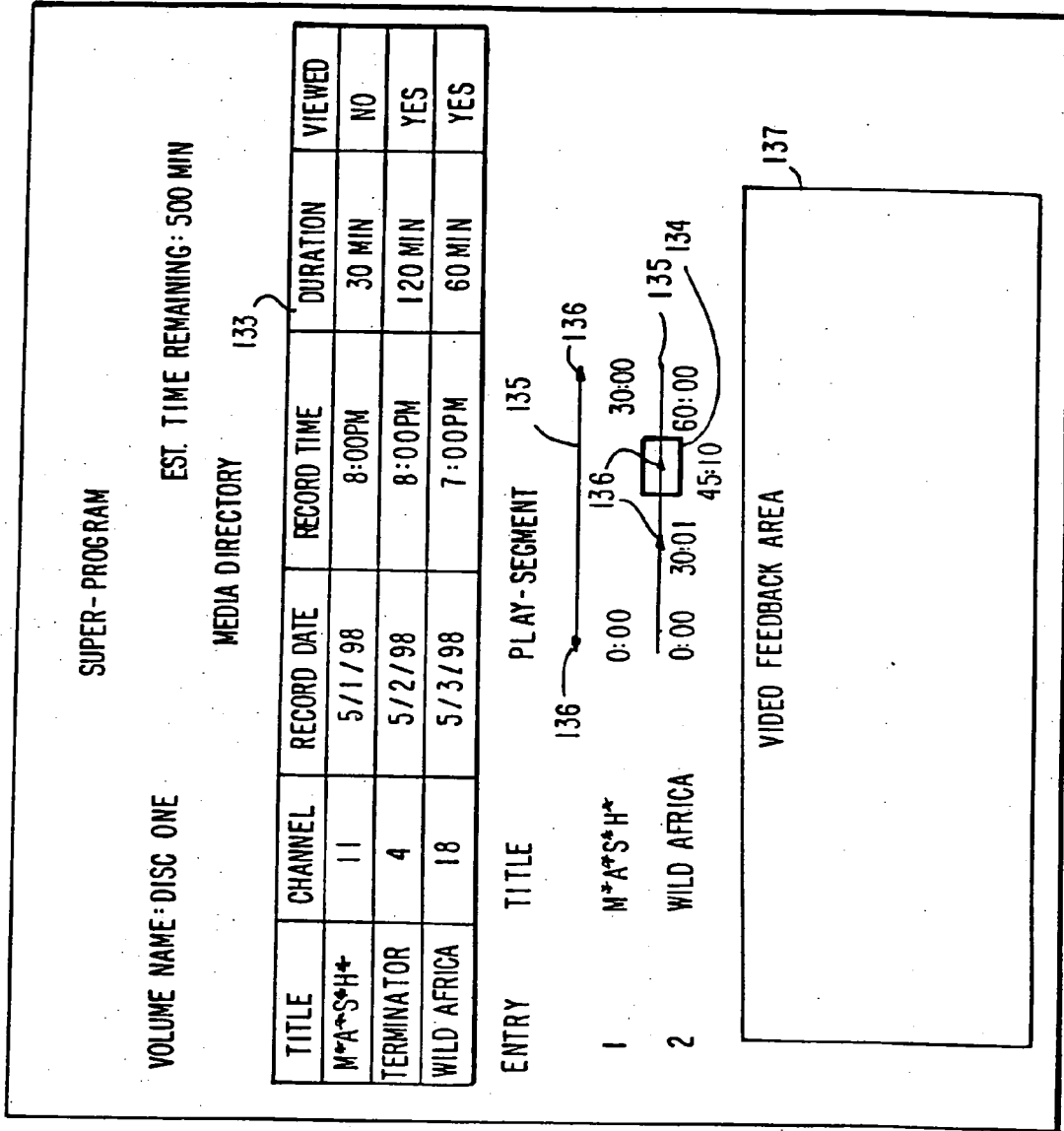


FIG. 12b

131

132

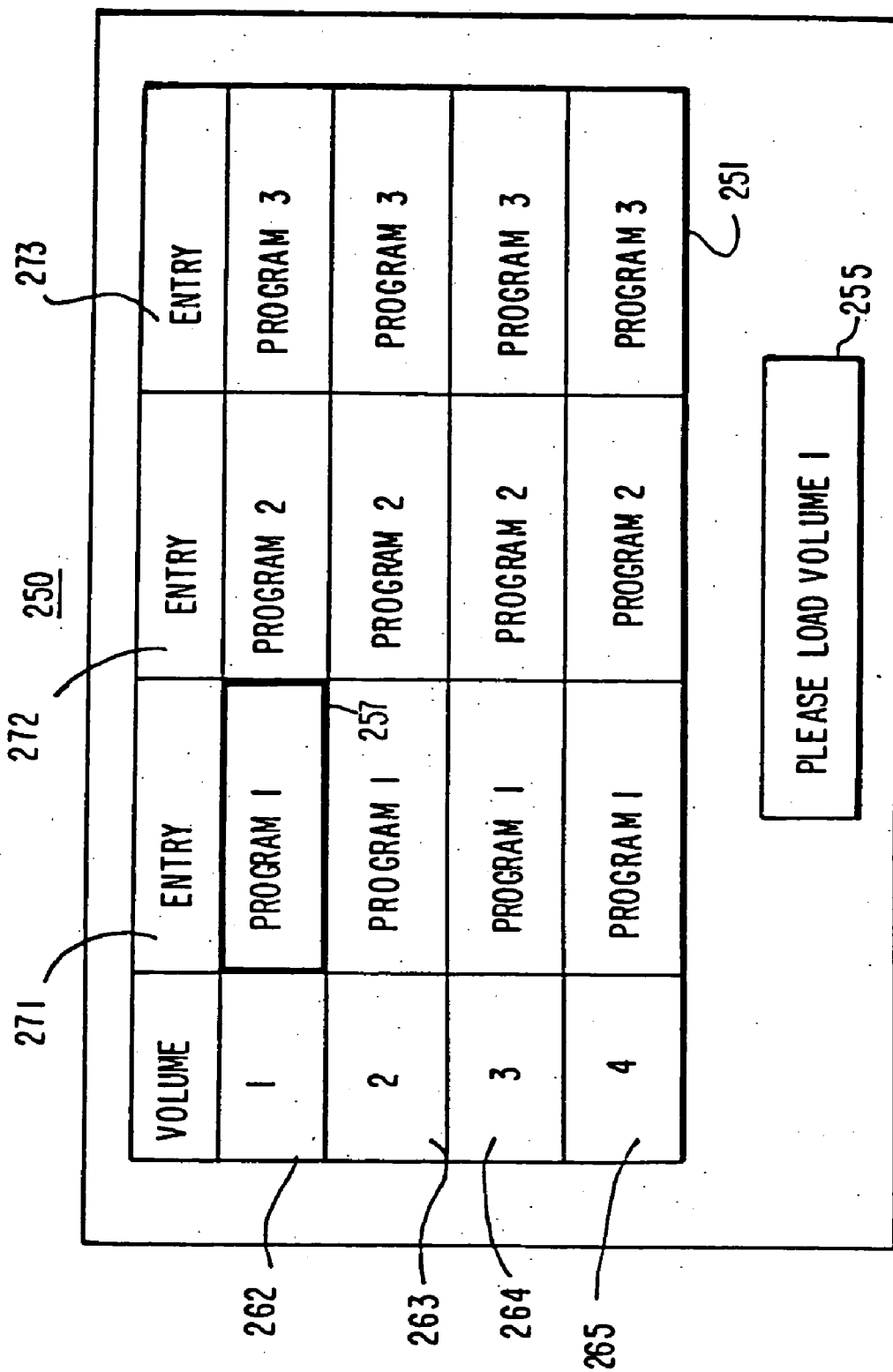


FIG. 13

220

SET-UP 221

ENTRY INFORMATION DISPLAY OPTIONS

TITLE	DESCRIPTION	EPISODE	CHANNEL
RECORD DATE	RECORD TIME	DURATION	CAST MEMBERS
PARENTAL CTRL	CATEGORY(IES)	LANGUAGE(S)	VIDEO FORMAT
OTHER INFO	VIEWED		

STORAGE OPTIONS 222

LANGUAGES	ENGLISH	AVAILABLE LANGUAGES ENGLISH GERMAN FRENCH ITALIAN SPANISH ALL
VIDEO FORMAT	HDTV	
ENFORCE PARENTAL CONTROL ON STORAGE	YES	
AUTO-ERASE VIEWED ENTRIES	YES	

PLAYBACK OPTIONS 233

DEFAULT LANGUAGE	ENGLISH
DEFAULT VIDEO	HDTV
SKIP COMMERCIALS	YES

FIG. 14

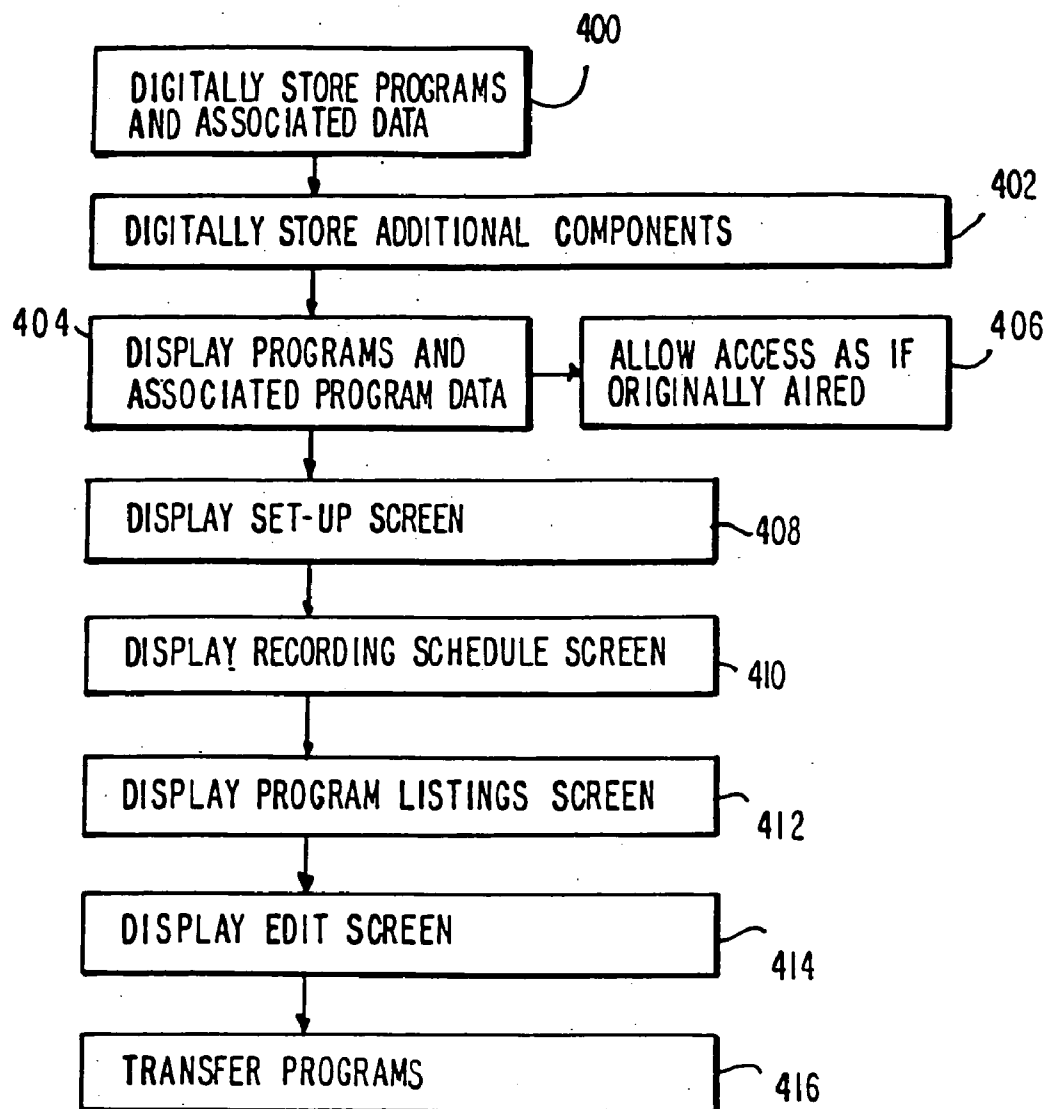


FIG. 15

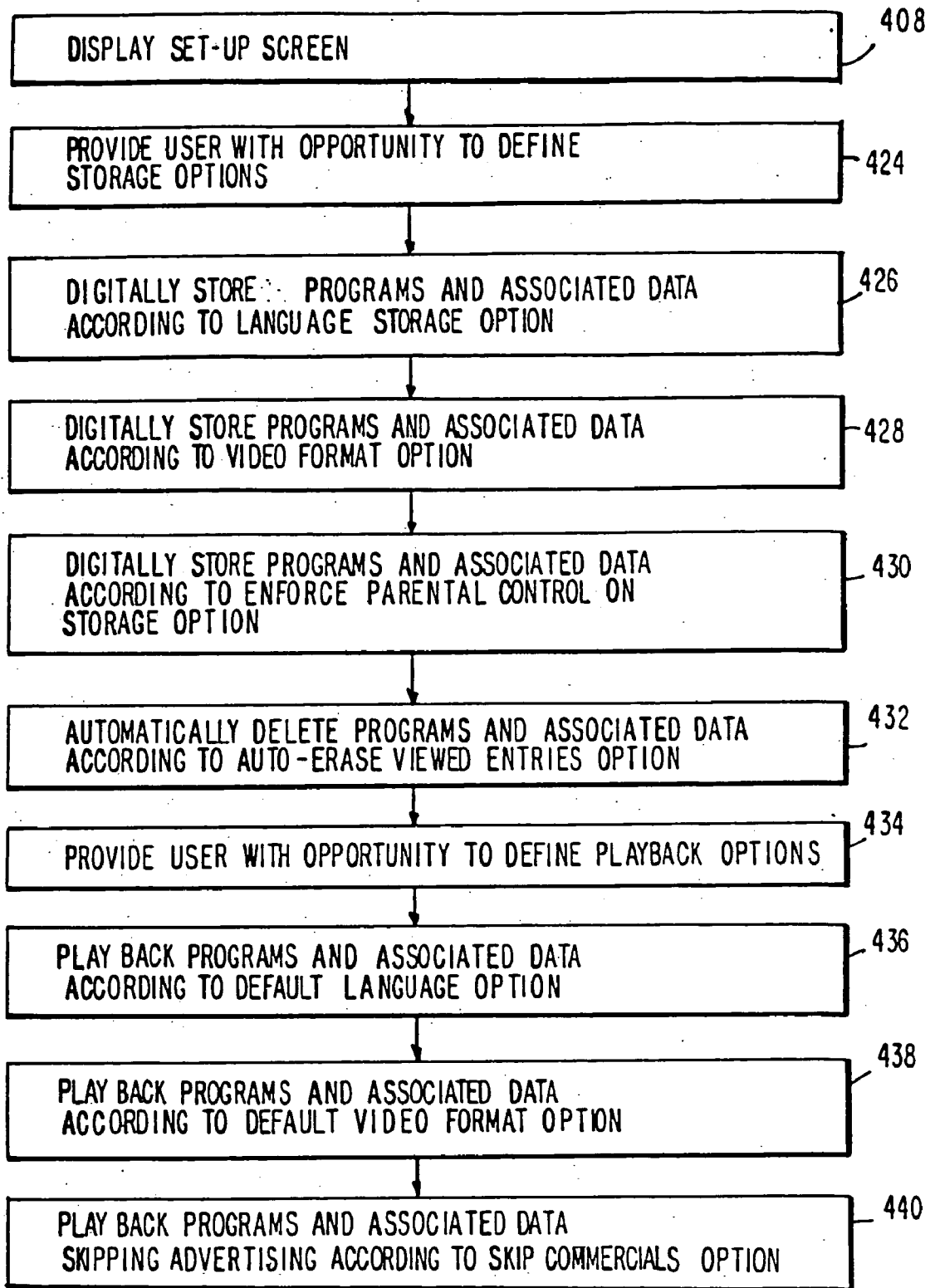


FIG. 16

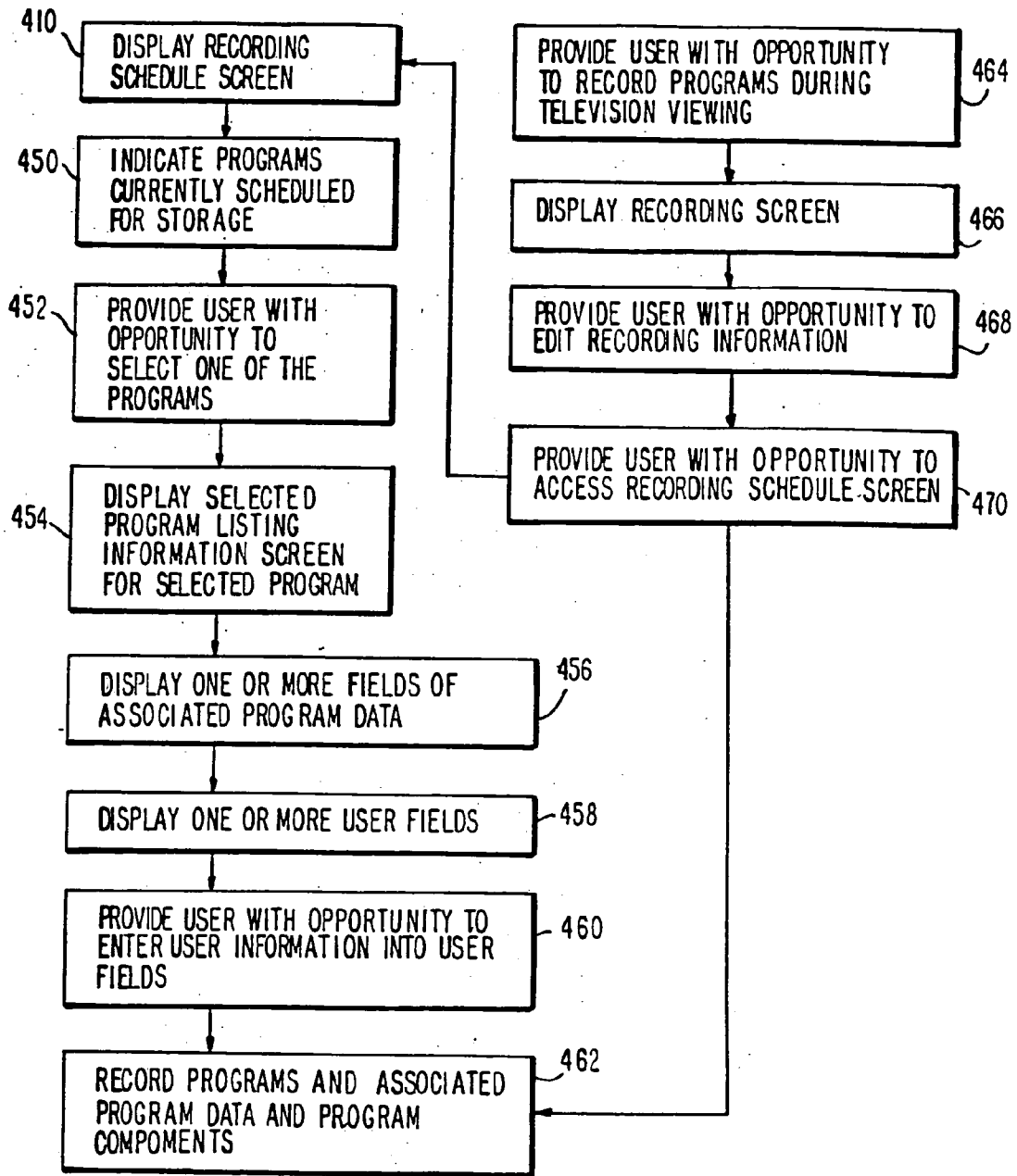


FIG. 17

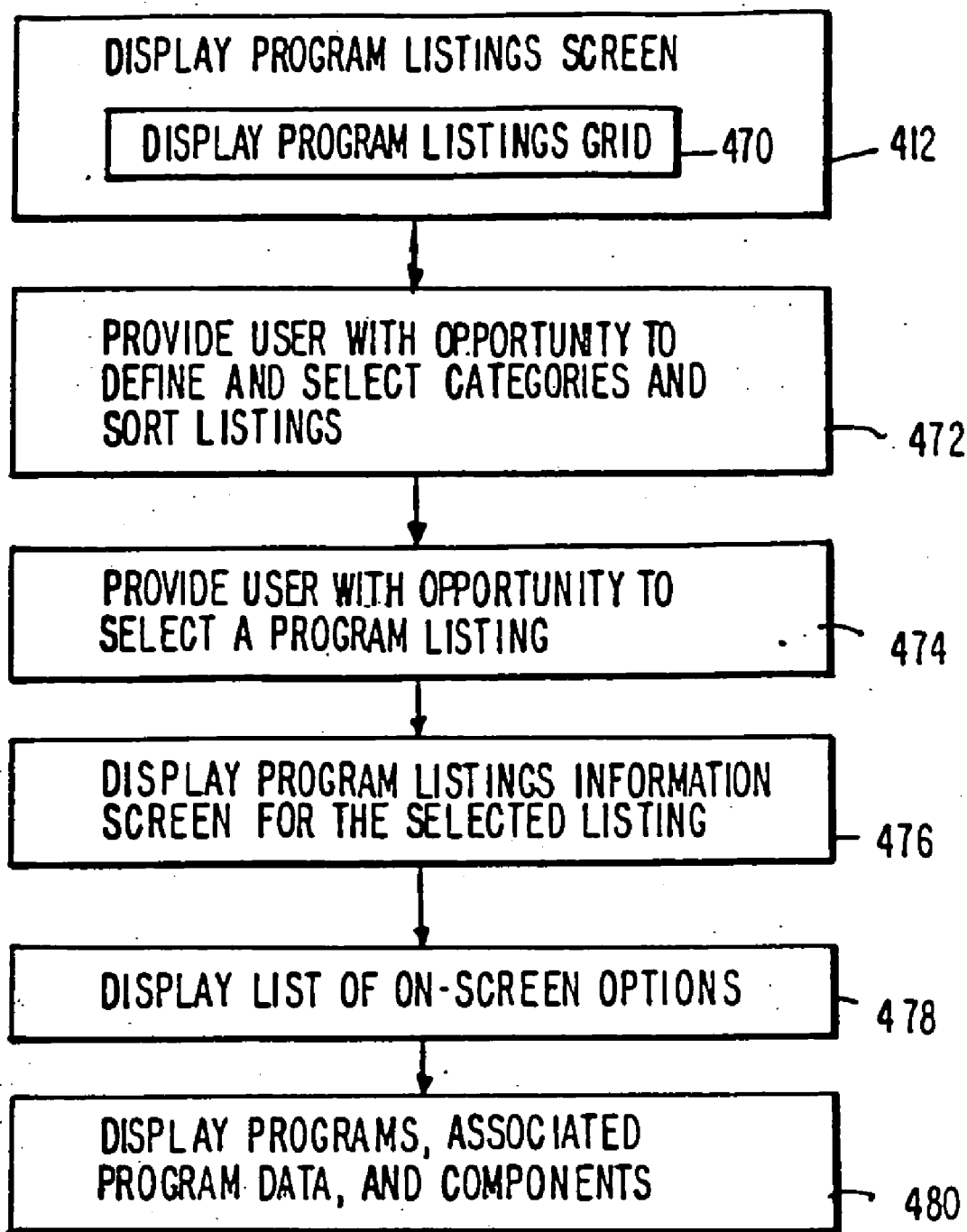


FIG. 18

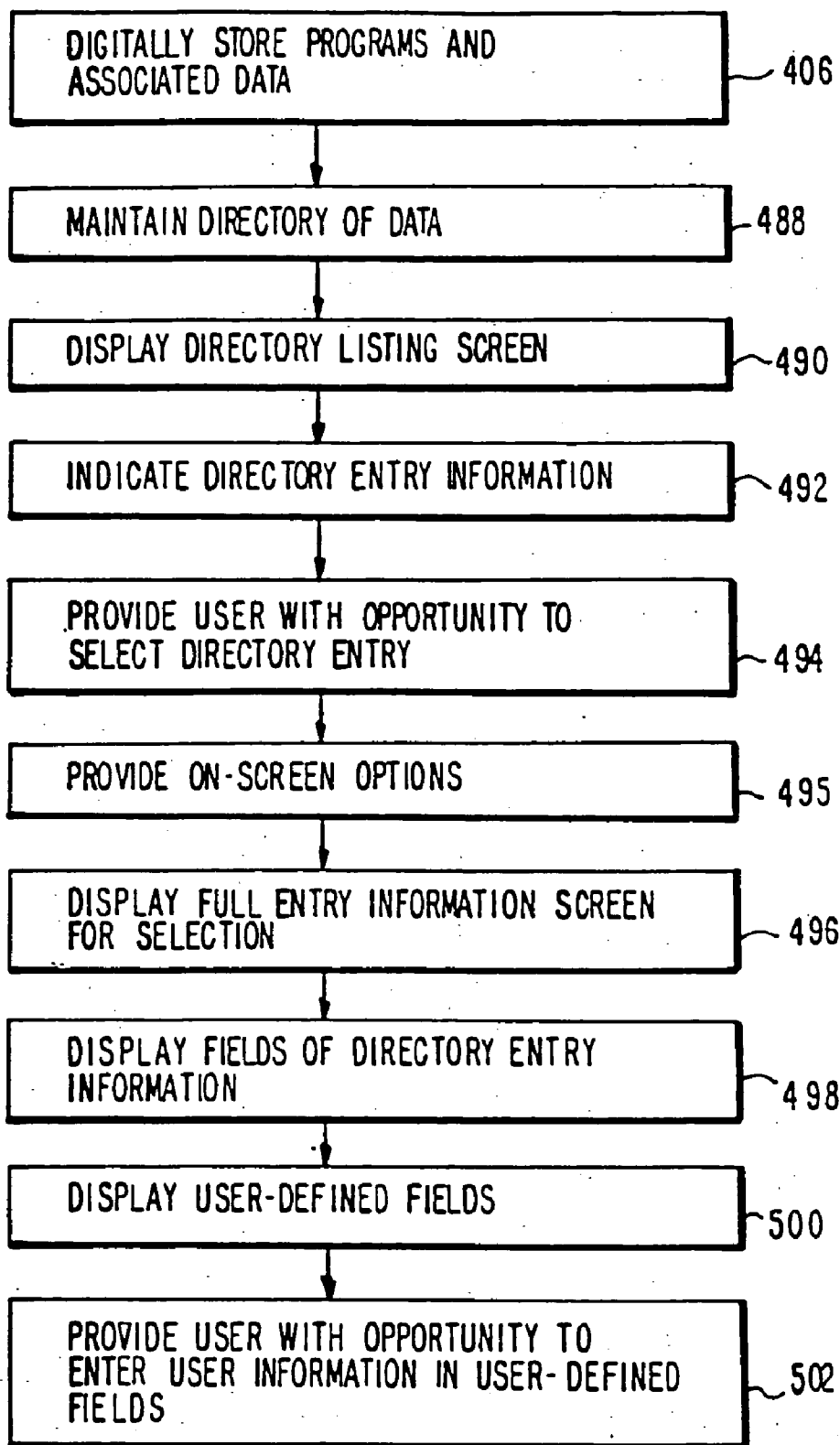


FIG. 19

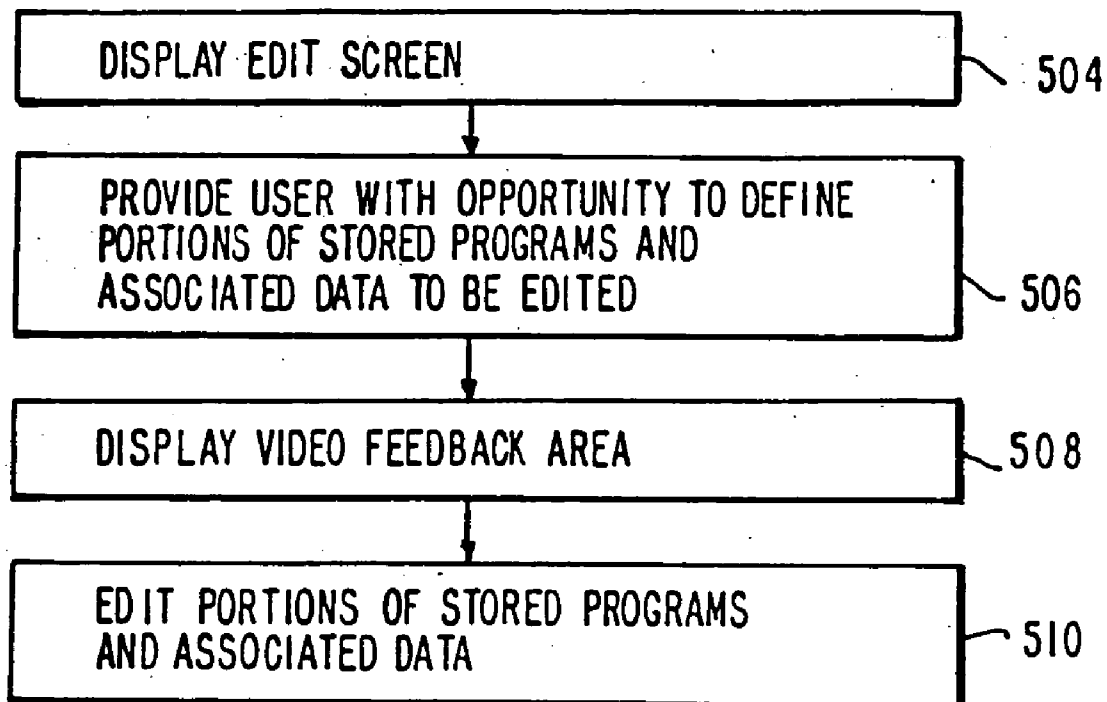


FIG. 20

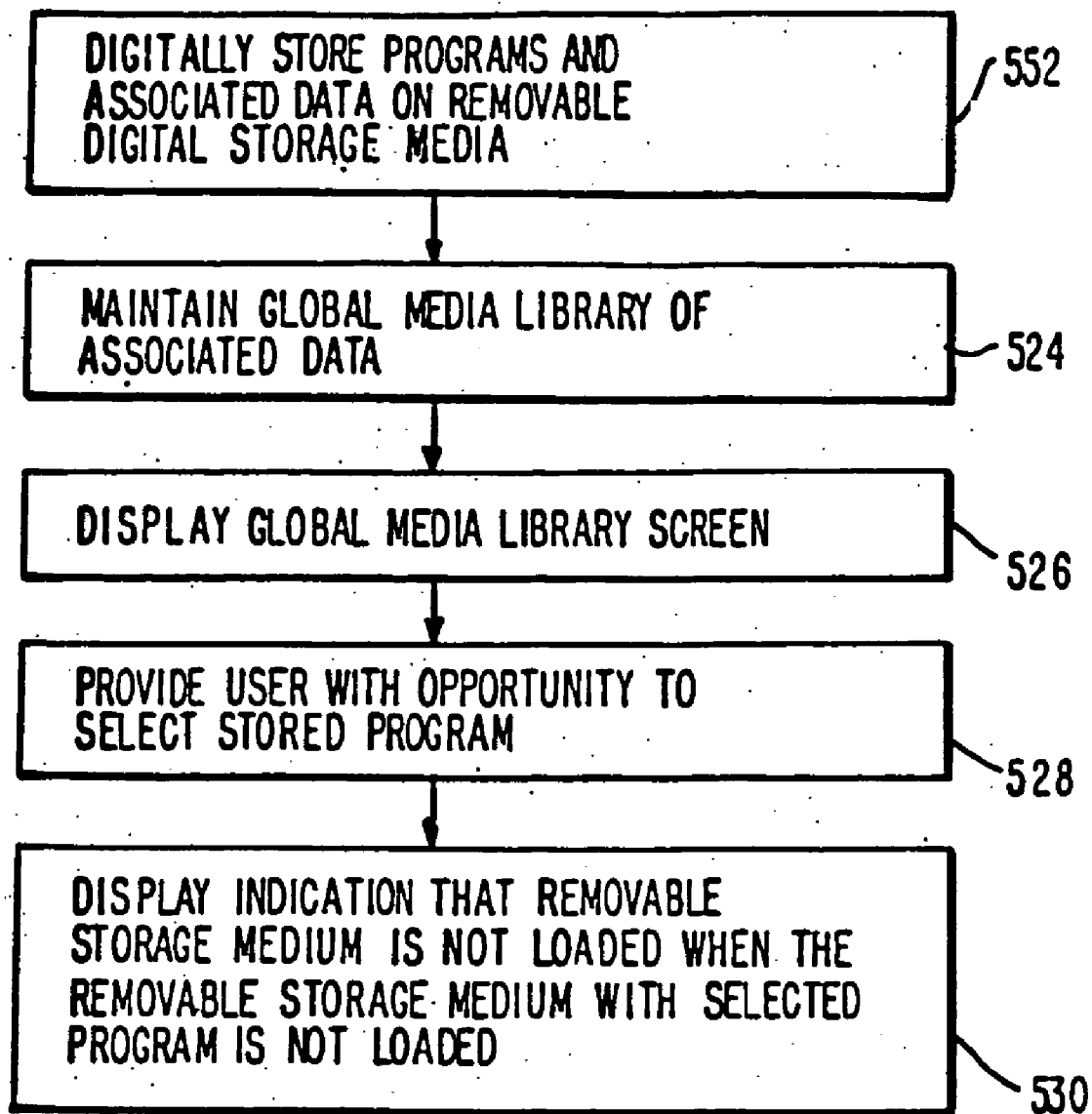


FIG. 21

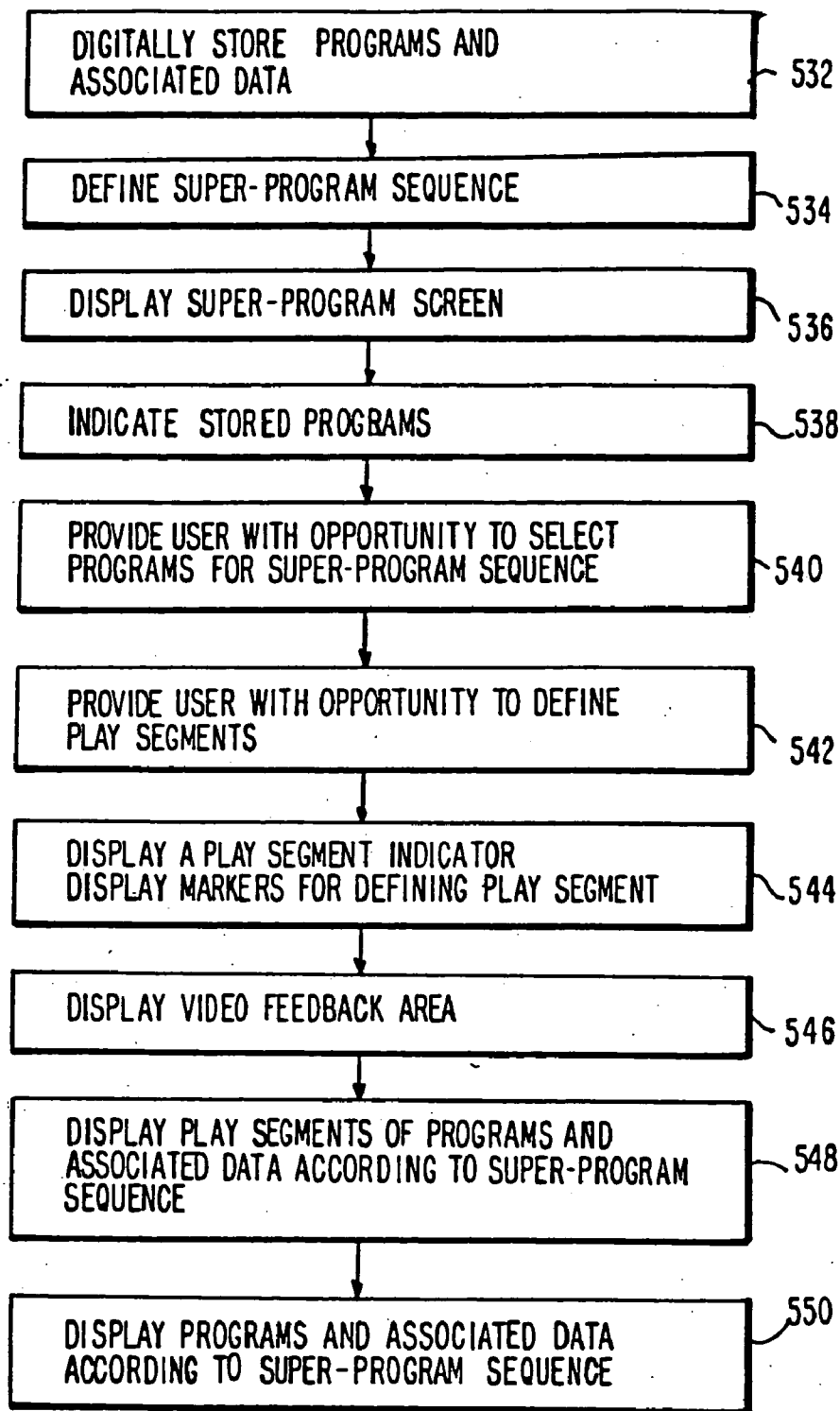


FIG. 22

ELECTRONIC PROGRAM GUIDE WITH DIGITAL STORAGE

BACKGROUND OF THE INVENTION

[0001] This invention relates to video systems, and more particularly, to interactive television program guide systems which allow for digital storage of programs and program related information.

[0002] Cable, satellite, and broadcast television systems provide viewers with a large number of television channels. Users have traditionally consulted printed television program schedules to determine the programs being broadcast at a particular time. More recently, interactive electronic television program guides have been developed that allow television program information to be displayed on a user's television.

[0003] Interactive program guides allow the user to navigate through television program listings using a remote control. In a typical program guide display, television listings are organized into subsets of listings according to multiple organization criteria and are sorted in various ways. One approach is to organize program listings into a program listings grid. Each row in the grid contains television program listings for a different channel. The columns in the grid correspond to a series of scheduled broadcast times. The user can scroll up or down to view program listings for different channels or may pan left or right to view information about programs being broadcast at different times.

[0004] Recently, interactive program guides have been developed that allow for storage of programs selected within the program guide on an independent storage device, typically a videocassette recorder. Usually, a control path involving an infrared transmitter coupled to an infrared receiver in the videocassette recorder is used to control the videocassette recorder. The use of independent analog storage devices like videocassette recorders, however, does not allow for the more advanced features that might be implemented if a digital storage device were associated with the program guide.

[0005] It is therefore an object of the present invention to provide an interactive television program guide with digital storage.

SUMMARY OF THE INVENTION

[0006] This and other objects of the invention are accomplished in accordance with the principles of the present invention by providing an interactive program guide system with digital storage that allows the program guide to be used to provide more advanced features than previously offered by interactive program guide systems.

[0007] Program guide data is provided by a data source in a satellite uplink facility. This information is transmitted to a television distribution facility such as a cable headend via satellite link. The television distribution facility distributes the information (and television programming signals) to user television equipment on which an interactive television program guide is implemented. One suitable distribution scheme involves transmitting television channels and distributing the information for program listings in the vertical blanking interval of one of the channels or a sideband.

[0008] The user television equipment for receiving and processing the television program listings and program data may include a set-top box. The set-top box is also able to receive the television programming distributed by the television distribution facility. The program guide implemented on the set-top box processes television program listings information and generates display screens (e.g., an interactive television program guide grid) for display, e.g., on a standard television monitor. The user can interact with the television program guide by entering commands via a user input interface. An illustrative input interface is an infrared remote control with cursor keys, a "guide" button, a "record" button, a "play" button, an "exit" button, an "info" button, and an "enter", "select", or "OK" button. The set-top box may store television programming and program information in a digital storage device associated with the program guide. The digital storage device may be an optical or a magnetic storage device (e.g., a device using writable digital video discs, magnetic disks, or a hard drive or random access memory (RAM), etc.).

[0009] The use of a digital storage device associated with the program guide provides the user with more advanced features than could be performed using an independent analog storage device. For example, the current invention gives the user the ability to store information associated with recorded programs in a directory in the digital storage device thereby providing easy access to program information. The program guide may also provide a global media library for indicating the programs stored on removable storage media used with the program guide. Non-time-sensitive data associated with recorded programs may be stored in a way that allows the user to interact with the data on playback as if the program were being originally aired. The program guide also allows the user to define "super-programs" for playback of a sequence of stored programs or program segments. The program guide may also provide for the transfer of programs and super-programs to other volumes of the digital storage device or to a secondary storage device.

[0010] Further features of the invention, its nature and various advantages will be more apparent from the accompanying drawings and the following detailed description of the preferred embodiments.

BRIEF DESCRIPTION OF THE DRAWINGS

[0011] **FIG. 1** is a schematic block diagram of a system in accordance with the present invention.

[0012] **FIG. 2** is a schematic block diagram of illustrative user television equipment in accordance with the present invention.

[0013] **FIG. 3** is a generalized schematic block diagram of portions of the illustrative television equipment of **FIG. 2**.

[0014] **FIGS. 4-14** are illustrative display screens in accordance with the present invention.

[0015] **FIGS. 15-22** are flow charts of steps involved in the operation of the present invention.

DETAILED DESCRIPTION OF THE PREFERRED EMBODIMENTS

[0016] An illustrative system **10** in accordance with the present invention is shown in **FIG. 1**. Main facility **12**

provides data from program guide data source **14** to television distribution facility **16** via communications link **18**. There are preferably numerous television distribution facilities **16**, although only one such facility is shown in **FIG. 1** to avoid over-complicating the drawing. Link **18** may be a satellite link, a telephone network link, a cable or fiber optic link, a microwave link, a combination of such links, or any other suitable communications path. If it is desired to transmit video signals over link **18** in addition to data signals, a relatively high bandwidth link such as a satellite link may generally be preferred to a relatively low bandwidth link such as a telephone line. Television distribution facility **16** may be any suitable distribution facility (e.g., a cable system headend, a broadcast distribution facility, a satellite television distribution facility, or any other suitable distribution facility).

[0017] The data transmitted by main facility **12** to television distribution facility **16** includes television program listings data (e.g., program times, channels, titles, and descriptions) and other program data for additional services other than television program listings (e.g., weather information, associated Internet web links, computer software, etc.).

[0018] Television distribution facility **16** distributes the television program listings and additional data to multiple users via communications paths **20**. Each user has user television equipment **22** for displaying the television program listings information using an interactive television program guide. Communication paths **20** preferably have sufficient bandwidth to allow television distribution facility **16** to distribute television programming to user television equipment **22**. If desired, television programming may be provided over separate communications paths (not shown).

[0019] An illustrative arrangement for user television equipment **22** is shown in **FIG. 2**. Television equipment **22** of **FIG. 2** receives video and data from television distribution facility **16** (**FIG. 1**) at input **26**. During normal television viewing, the user tunes set-top box **28** to a desired television channel. The signal for that television channel is then provided at video output **30**. The outputted signal is typically either a radio-frequency (RF) signal on a pre-defined channel (e.g., channel **3** or **4**), or a demodulated video signal, but may also be a digital signal provided to television **36** on an appropriate digital bus (e.g., a bus using the IEEE 1394 standard, (not shown)). The video signal at output **30** is received by optional secondary storage device **32**. Secondary storage device **32** can be any suitable type of analog or digital program storage device (e.g., a videocassette recorder, a digital video disc (DVD) player with the ability to record DVD discs, etc.). Program recording and other features may be controlled by set-top box **28** using control path **34**. If secondary storage device **32** is a videocassette recorder, for example, a typical control path **34** involves the use of an infrared transmitter coupled to the infrared receiver in the videocassette recorder that normally accepts commands from a remote control such as remote control **40**. Remote control **40** may be used to control set-top box **28**, secondary storage device **32**, and television **36**.

[0020] The user may also record programs and program data in digital form on digital storage device **31**. Digital storage device **31** may be a writable optical storage device (such as a DVD player capable of handling recordable DVD

discs), a magnetic storage device (such as a disk drive or digital tape), or any other digital storage device. Digital storage device **31** preferably supports a directory structure containing information associated with stored entries. This directory information can be stored in one location, for example at the beginning or the end of the storage device. The directory information can also be distributed (e.g., by storing a portion of such information at the same location as each entry). For removable storage media like DVDs, each storage unit may have its own directory information, and the program guide may keep a global media library (discussed below).

[0021] Digital storage device **31** can be contained in set-top box **28** or it can be an external device connected to set-top box **28** via an output port and appropriate interface. If necessary, processing circuitry in set-top box **28** formats the received video, audio and data signals into a digital file format. Preferably, the file format is an open file format such as the Motion Pictures Expert Group (MPEG) MPEG-2 standard. The resulting data is streamed to digital storage device **31** via an appropriate bus (e.g., a bus using the IEEE 1394 standard), and is stored on digital storage device **31**.

[0022] Television **36** receives video signals from secondary storage device **32** via communications path **38**. The video signals on communications path **38** may either be generated by secondary storage device **32** when playing back a prerecorded storage medium (e.g., a videocassette or a recordable digital video disc), by digital storage device **31** when playing back a pre-recorded digital medium, may be passed through from set-top box **28**, may be provided directly to television **36** from set-top box **28** if secondary storage device **32** is not included in user television equipment **22**, or may be received directly by television **36**. During normal television viewing, the video signals provided to television **36** correspond to the desired channel to which the user has tuned with set-top box **28**. The video signals provided to television **36** may also be by set-top box **28** when set-top box **28** is used to play back information stored on digital storage device **31**.

[0023] When the user wishes to access the features of the program guide, the user may use a "menu" key on remote control **40** or an appropriate key corresponding to the desired feature. For example, if the user wishes to view programming information, a "guide" key on remote control **40** can be used. When set-top box **28** receives commands from remote control **40** that inform set-top box **28** that the menu or other feature button has been pressed, processing circuitry within set-top box **28** supplies information that is displayed on television **36** as described further below.

[0024] A more generalized embodiment of user television equipment **22** (**FIG. 2**) is shown in **FIG. 3**. As shown in **FIG. 3**, program listings, programming and program data associated with the programming (hereinafter "associated program data") from television distribution facility **16** (**FIG. 1**) are received by control circuitry **42** of user television equipment **22**. Video signals are typically provided on multiple television channels. Associated program data and program listings may be provided on a television channel sideband, in the vertical blanking interval of a television channel, using an in-band digital channel, using an out-of-band digital signal, or by any other suitable data transmission technique.

[0025] The user controls the operation of user television equipment 22 with user input interface 46. User input interface 46 may be a pointing device, wireless remote control, keyboard, touch-pad, voice recognition system, or any other suitable user input device. To watch television, the user instructs control circuitry 42 to display a desired television channel on monitor 45. To access the features of the program guide, the user instructs the program guide implemented on user television equipment 22 to generate a main menu or a desired program guide display screen for display on monitor 45.

[0026] The functions of control circuitry 42 may be provided using the set-top box arrangement of FIG. 2. Alternatively, these functions may be integrated into an advanced television receiver, personal computer television (PC/TV), or any other suitable arrangement. If desired, a combination of such arrangements may be used.

[0027] When a user indicates a desire to access the main menu or other feature of the program guide (e.g., by entering a command with user interface 46), the program guide generates an appropriate program guide display screen for display on monitor 45. An illustrative main-menu screen 50 is shown in FIG. 4. From the main menu, the user can access any one of a number of features of the program guide. Features indicated by main-menu screen 50 may include program listings, recording schedules, the digital storage medium directory, program guide setup, transferring stored entries and super-programs to another volume or device, and global media library. These and other features will be described below.

[0028] When main-menu screen 50 is displayed on monitor 45, the user may access a feature by indicating a desire to do so. This can be done, for example, by using user interface 46 to position movable highlight region 56 over the desired feature. If user input interface 46 is a remote control such as remote control 40 of FIG. 2, the user can position highlight region 56 by, for example, using "up", "down", "left", and "right" cursor keys. The user can then access the desired feature by entering an appropriate command by, for example, using a "select" or "OK" key (hereinafter referred to as "selecting" the entry). The main-menu screen may also consist of "buttons" which the user "pushes" by entering appropriate commands with user interface 46 (e.g., by highlighting a button and selecting it). The program guide then generates the appropriate program guide display screen for display on monitor 45.

[0029] When a user indicates a desire to view television programming information (e.g., by selecting program listings option 48 from main-menu screen 50, or by using a "guide" key on remote control 40), the program guide generates an appropriate program listings screen for display on monitor 45. A program listings screen may contain one or more lists of programs organized according to multiple organization criteria (e.g., by program type, theme, or any other pre-defined or user defined and selectable criteria) and sorted in various ways (e.g., alphabetically). The program listings screen may be overlaid over a program being viewed by the user or overlaid over a portion of the program in a "browse" mode.

[0030] One approach is to organize program listings into a program listings grid. An illustrative program listings grid 60 is shown in FIG. 5a. Program listings grid 60 has

program listings rows 62, 64, 66, and 68. Program listings row 62 contains selectable program listings for programs 1 and 2 on channel 2 (Public Television). Program listings row 64 contains selectable program listings for programs 1 and 2 on channel 3 (HBO). Program listings row 66 contains selectable program listings for programs 1, 2, and 3 on channel 4 (NBC). Program listings row 68 contains a selectable program listing for program 1 on channel 5 (FOX). The programs on each channel are typically different.

[0031] Program listings grid 60 preferably has movable cell highlight region 61, which highlights the current grid cell. The range of movement of highlight region 61 is typically bounded by column 63 on the left, by program listings time cells 65 on the top, by screen boundary 67 on the right, and by lower screen boundary 69 on the bottom.

[0032] The user may position highlight region 61 by entering appropriate commands with user interface 46. For example, if user input interface 46 is a remote control such as remote control 40 of FIG. 2, the user can position highlight region 61 using "up", "down", "left", and "right" cursor keys. If the user repeatedly moves highlight region 61 until it reaches lower screen boundary 69, further attempts at downward movement cause the program listings to scroll in the vertical direction.

[0033] Similarly, the listings in grid 60 are moved when highlight region 61 is panned (i.e., moved to the right or left). Panning highlight region 61 to the right causes the program listings in all of the program listings rows 62, 64, 66, and 68 to pan to the left by an equal amount. This allows new program listings to be displayed. Time cells 65 are adjusted accordingly (i.e., by incrementing each cell by 30 minutes). If highlight region 61 is panned to the left, the program listings in rows 62, 64, 66, and 68 pan to the right.

[0034] After a user positions highlight region 61 on a desired selectable program listing, the user may access a number of program guide features. For example, the user may access additional information (typically text or graphics, but possible video) about the listing by selecting that listing. The user may obtain this information without exiting grid 60. The user makes selections by entering appropriate selection commands with user interface 46 (FIG. 3). If user interface 46 is a remote control such as remote control 40 of FIG. 2, the user may use a "select", "OK", or "info" key to make a selection.

[0035] Making a selection directs the program guide to generate a program listing information screen for display on monitor 45. An illustrative program listing information screen 70 is shown in FIG. 6. Information displayed in information screen 70 may include any information associated with the listing supplied by main facility 12. The information may include, for example, the title of the selection, a description, episode information, the channel, cast members, parental control ratings, categories, available language(s), available video formats, or other information like associated Internet web sites or computer software.

[0036] The user can exit program listing information screen 70 by indicating a desire to exit the screen by, for example, entering appropriate commands with user interface 46 (FIG. 3). If user interface 46 is a remote control such as remote control 40 of FIG. 2, the user may for example, use

an “exit” or “last” key to exit the screen. The program guide may respond to a “last” command by generating the previous program guide display screen for display on monitor 45. The program guide may respond to an “exit” command by returning the user to normal television viewing.

[0037] In an alternative embodiment, the program guide may also provide selectable listings of programs currently stored on digital storage device 49 in any form of list, table, or grid. The listings may be organized according to selectable organization criteria and sorted. One approach is to use a program listings grid, as shown in FIG. 5b. This may be done, for example, by using row 145 of program listings grid 141 to indicate currently stored programs, thereby treating digital storage device 49 like an additional channel. Multiple rows may be used to organize listings according to organization criteria (e.g., by theme, program type, or any other pre-defined or user defined selectable organization criteria). In each row, the listings may be sorted (e.g., alphabetically).

[0038] Each entry in a different column 147 of row 145 may correspond to a different movie stored on digital storage device 49. To view additional titles, the user may, for example, pan right or left by using “right” and “left” cursor keys on remote control 40 of FIG. 2.

[0039] Just like program listings grid 60 of FIG. 5a, program listings grid 141 of FIG. 5b may contain highlight region 149 to select listings in any of the rows, including row 145, and thereby access program listings information screen 70 (FIG. 6) for a selected listing. If the user selects a program stored on digital storage device 49 (i.e., a listing in row 145), the program guide responds by obtaining the information associated with the listing for display in program listings information screen 70 from digital storage device 49, and by displaying program listings information screen 70. The information for program listings information screen 70 may be stored as a directory entry on digital storage device 49.

[0040] The user may also select a program stored on digital storage device 49 from grid 141 for playback. If user interface 46 is a remote control such as remote control 40 of FIG. 2, the user may use a digital “play” key to select the program whose listing in row 145 is surrounded by highlight region 61. The program guide responds by issuing appropriate commands to digital storage device 49 to read the selected program and to display the program. Any non-time-sensitive data associated with the program stored on digital storage device 49 may be presented to the viewer by the program guide just as it was presented when the program was originally aired. This will be described more fully below. The program guide may also provide features during playback which are similar to those provided for by current analog storage technologies (e.g., “fast-forward”, “rewind”, “pause”, and “stop”).

[0041] The program guide may also display an options screen in response to the user selection of any program listing. Such an option screen may include options like “playback”, “delete”, and “record” that the user may select on-screen by issuing appropriate commands with user interface 46 (e.g. by positioning a highlight region over the desired feature and selecting the feature, or by pushing an on-screen “button” that represents the option).

[0042] The user may select a program and associated program data for recording on digital storage device 49

without leaving grid 60 or grid 141. The user makes selections for digital recording by entering appropriate selection commands with user interface 46 (FIG. 3). If user interface 46 is a remote control such as remote control 40 of FIG. 2, the user may use a digital “record” key to select the program whose listing is surrounded by highlight region 61 for digital recording. If desired, the default recording techniques used by the program guide may be digital recording.

[0043] Making a selection for digital recording causes the program guide to gather information from the currently loaded digital storage medium. Such information may include the estimated amount of time remaining on the storage medium (if, for example, the digital storage medium is a partially full disk). The program guide may also check directory information on the digital storage medium and compare it to the selected program listing to determine if the selected program has already been recorded. If the program guide determines that the selection has already been recorded, re-recording is not necessary. The program guide may retain the information associated with the selected program listing (supplied by main facility 12 of FIG. 1) for access by the user (e.g., using the recording schedule screen described below).

[0044] In response to an indication by the user to digitally record a selection, the programming guide may generate a recording schedule screen for display on monitor 45. The recording schedule screen lists the programs currently scheduled for recording on digital storage device 49. An illustrative recording schedule screen 80 is shown in FIG. 7a. Recording schedule screen 80 contains a number of pieces of information which may include, for example, the volume name of the currently loaded medium, an estimate of the amount of time remaining on the medium, and a grid 81 or other suitable list or table listing the programs currently scheduled for recording and relevant recording information. Grid 81 may include the title of the selections, the channel for recording, the recording date and time, and the duration of the selection.

[0045] The user can access the associated program data supplied by main facility 12 of FIG. 1 of the programs scheduled to be recorded by indicating a desire to do so (e.g., by positioning highlight region 82 on a desired program listing and pressing an “OK” key). In response to such an indication, the program guide generates a selected program listing information screen for display on monitor 45. An illustrative selected program listing information screen 84 is shown in FIG. 7b. A selected program listing information screen is similar to a program listing information screen (see FIG. 6), but may also contain user fields that the user may edit to add information that the user desires to associate with the program. FIG. 7b shows illustrative user description field 85, user category field 86, and user other field 88. The user may edit the contents of these user fields by, for example, using user interface 46 to position highlight region 89 over the desired field and indicating the information that the user desires to associate with the program. If user interface 46 is a remote control such as remote control 40 of FIG. 2, alphanumeric keys on remote control 40 may be used, or the user may scroll through the alphabet using “up” and “down” keys to select individual letters and thereby form words in the user fields.

[0046] If all of the information does not fit on a single screen, the user can scroll downward (and upward) to view

the non-displayed information by indicating a desire to so by, for example, using “up” and “down” keys on remote control **40**. The program guide responds to such an indication by scrolling the screen accordingly and showing the non-displayed information.

[0047] Recording schedule screen **80** of FIG. 7a may also indicate which of the selections currently scheduled for recording will fit on the currently loaded storage medium (e.g., when a DVD is loaded in a DVD player). This may be done, for example, by using bold text or text of a different color (see, e.g., M*A*S*H and TERMINATOR listings **89**). Selections that cannot fit may be indicated as such by a different indicator, like dotted line **83**. Either or both indicators can be used and the types shown in FIG. 7a are for illustration purposes only.

[0048] The user can exit recording schedule screen **80** by indicating a desire to do so (e.g., by entering appropriate commands with user interface **46** of FIG. 3). If user interface **46** is a remote control such as remote control **40** of FIG. 2, the user may use, for example, an “exit” key to exit the screen. When the command is given, the program guide may respond by generating the previous screen for display on monitor **45**.

[0049] The user may also view recording schedule screen **80** when not in a program listings screen. For example, if user interface **46** is a remote control such as remote control **40** of FIG. 2, the user may access recording schedule screen **80** when in main-menu screen **50** of FIG. 4 by positioning highlight region **56** (FIG. 4) over recording schedule option **52** and selecting recording schedule option **52**. The user may also access recording schedule screen **80** by selecting a program from the program listings screen and selecting an on-screen “recording schedule” option from a list of on-screen options.

[0050] The user may also select programs and associated program data for digital recording when not in program listings grid **60** by indicating a desire to do so during normal television operation (e.g., by entering appropriate commands with user interface **46** of FIG. 3). If user interface **46** is a remote control such as remote control **40**, this can be done by using a “record” key during television viewing. The program guide responds by generating a recording screen for display on monitor **45**. An illustrative recording screen **87** is shown in FIG. 8. Recording schedule screen **87** may display information of the program currently being viewed by the user, such as the current channel, begin time, and end time for recording. The program guide may provide the user with the opportunity to edit the displayed information (e.g., the start and end time) by issuing appropriate commands with user interface **46**. When finished, the program guide may return the user to normal television viewing and begin recording the selection, the program guide may generate a recording schedule screen for display on monitor **45** so that the viewer may see the recording schedule.

[0051] Before recording a new program and associated program data, the program guide may automatically cause digital storage device **49** to search for available space, and may store the program and associated program data anywhere on digital storage device **49** (e.g., between two other programs). The program and associated program data may even be stored in non-contiguous space on the storage medium. A best-fit algorithm may be used to determine

where to store the program based on available free space and the length and format of the program.

[0052] The program guide may also store associated program data in a directory entry of digital storage device **49**. This data can include, for example, the date and time the program was recorded, the channel the program was recorded on, the time duration of the program, the program title and description, cast members, parental control ratings, program categories, episode information, recorded languages and video formats, Internet links, graphics, or any other information supplied by main facility **12** of FIG. 1, the user, or the programmer.

[0053] Along with the program and associated program data, the program guide may also store additional components of a program on digital storage device **49**. This can include additional video formats, additional languages, additional subtitles, or other data that cannot be stored in a directory entry. The program guide will either store all of the supplied video formats and languages, or store only the variant that matches the current viewer profile preferences (described below).

[0054] Unless associated program data is time sensitive, the user may interact with the data stream during playback just as when the program was originally aired. If, for example, associated program data is computer software that the user could have accessed when the program was originally aired, the software may be stored on digital storage device **49**, so that the user can access the software during playback. Such software may be, for example, shopping software that allows the user to place orders for purchasing goods offered in the program. Or, a program may have associated with it an Internet link that the user can select and access an Internet site.

[0055] The program guide may also allow a user to view the directory information of the currently loaded storage medium. The user can access this feature by indicating a desire to do so by, for example, issuing the appropriate commands with user interface **46**. If user interface **46** is a remote control like remote control **40** of FIG. 2, this may be done by using a “directory” or “list” key. This can also be done by accessing the main menu **50** (FIG. 4) and positioning highlight region **56** over medium directory option **53** and selecting medium directory option **53**.

[0056] When the user indicates a desire to view the directory information for the currently loaded storage medium, the program guide obtains directory information from digital storage device **49** and generates a directory listing screen for display on monitor **45**. An illustrative directory listing screen **90** is shown in FIG. 9. Directory listing screen **90** may indicate, for example, the volume name and available time left on the currently loaded storage medium. Directory listing screen **90** may also include directory listing grid **91**.

[0057] Directory listing grid **91** contains information about entries stored on digital storage device **49**. This information may include any of the directory information stored on the medium and may be presented according to the current viewer preferences (described below). It may include, for example, the title, channel, record date, record time and duration of the entries. It may also include an indication of whether the entries have been viewed. Because

the directory information for directory listing screen **90** is stored digitally, it may generally be accessed rapidly (e.g., in a fraction of a second). This fast access capability makes the directory feature easy to use to quickly check the status of stored entries. This would not be possible if an analog storage device such as a standard videocassette recorder were used.

[0058] The program guide may allow the user to access a full view of all of the directory information stored for an entry. The user may access this feature while in directory listing screen **90** by indicating a desire to do so by, for example, entering appropriate commands with user interface **46**. If user interface **46** is a remote control such as remote control **40** of FIG. 2, this can be done by positioning highlight region **95** over the desired entry using “up” and “down” keys, and then selecting the entry, or by selecting an on-screen “info” option.

[0059] Once the user indicates a desire to view the full directory entry information of an entry, the program guide generates a full entry information screen for display on monitor **45**. An illustrative full entry information screen **100** is shown in FIG. 10. If the full directory information does not fit on one screen, the user can scroll downward (and upward) by indicating a desire to do so by, for example, using “up” and “down” keys on remote control **40**. In addition, user-defined fields may be edited by positioning highlight region **101** over any user-defined field and entering information into the highlighted field (e.g., with alphanumeric keys on remote control **40**).

[0060] To exit full entry information screen **100**, the user indicates a desire to do so by, for example, using an “exit” key on remote control **40**. The program guide responds by saving the directory information to digital storage device **49** if the information has changed and generating the previous screen for display on monitor **45**.

[0061] The program guide allows a user to play back a stored entry when the user indicates a desire to do so by entering appropriate commands with user interface **46**. This can be done, for example, by selecting an entry from directory listing grid **91** and using a “play” button on remote control **40**, or by selecting an on-screen “play” option from a list of on-screen options generated by the program guide in response to the selection of an entry by the user. Any non-time sensitive data associated with the program may be presented to the viewer by the program guide just as it was presented when the program was originally aired.

[0062] The program guide may also edit a program and its associated data when the user indicates a desire to do so. This can be done, for example, by entering appropriate commands with user interface **46**. If user interface **46** is a remote control such as remote control **40** of FIG. 2, then this can be done by using “delete” keys in a particular way (such as by using the “delete” key twice), or by using a “partial” key, when the user is in directory listing screen **90**. This may also be accomplished by selecting an on-screen “edit” option provided by the program guide in response to the selection of a program listing or directory entry.

[0063] Once the user indicates a desire to edit a program, the program guide generates an edit screen for display on monitor **45**. An illustrative edit screen **110** is shown in FIGS. 11a, 11b, and 11c. Screen **110** indicates the entry to be edited

and other relevant information. This information may include, for example, the title, channel, record date, record time, and duration of the entry. Screen **110** may also contain edit indicator **115** for indicating the portion of the entry for deletion. Indicator **115** may have start time **116**, end time **117**, markers **118** and **140**, and highlight region **119**. Screen **110** may also have video feedback area **113** for showing the user the portion of the program corresponding to the position of markers **118** and **140**.

[0064] Highlight region **119** is initially positioned by the program guide so as to surround one of the markers, for example marker **118**. The user may indicate a desired starting time for deleting by positioning marker **118** (FIG. 11b). This may be done, for example, by entering appropriate commands with user interface **46**. If user interface **46** is a remote control such as remote control **40** of FIG. 2, this can be done by using “left” and “right” buttons of remote control **40** to slide marker **118** left and right. As the position of marker **118** is changed, its current time position (“marker time”) **120** is displayed as shown in FIGS. 11b and 11c. The beginning portion of a program is edited by leaving marker **118** in its initial position.

[0065] When the desired start time position is indicated by marker **118**, the user can select marker **140** to define the end of the program segment by, for example, using the “OK” key of remote control **40**. The program guide responds by positioning highlight region **119** around marker **140**. The user may indicate the end time of the portion of the program to be deleted by, for example, positioning marker **140** in the same way that marker **118** was positioned, as shown in FIG. 11c.

[0066] Video feedback area **113** may display the portion of the program corresponding to markers **118** and **140** as the markers are positioned by the user. The program guide may also provide the user with the opportunity to view the portion of the program selected for deletion in a “fast-forward” playback mode, once the program portion is selected.

[0067] After the user is finished, the program guide may allow the user to continue to edit additional segments. The program guide may also return the user to a previous screen (e.g., directory listing screen **90**) or to normal television viewing, when the user indicates a desire to do so (e.g., using a “last” or “exit” key on remote control **40**). The program guide may also provide the user with the opportunity to confirm that the portion selected for deletion is properly defined.

[0068] Once the program portion or portions are defined, the program guide issues appropriate commands to digital storage device **49** to delete the selected program segment, additional components, and associated data as appropriate. For example, the program guide may immediately display directory listing screen **90** and issue appropriate commands to digital storage device **49** to delete the selected portion and update the directory information associated with that portion, if appropriate.

[0069] The program guide may also allow the user to define “super-programs”. Super-programs are sequences of programs or program segments that the guide will play back sequentially in a specified order. The user may indicate the desire to access the super-program feature by, for example,

entering appropriate commands with user interface 46. If user interface 46 is a remote control such as remote control 40 of FIG. 2, the user may use a “super-program” key on remote control 40 after positioning a highlight region such as highlight region 95 of directory listing screen 90 (FIG. 9) over a desired program listing (e.g., M*A*S*H*), or by selecting an on-screen “super-program” option from a list of on-screen options which are provided by the program guide when a program is selected.

[0070] The program guide may also provide the user with the ability to name super-programs and to store them on digital storage device 49. Entries for the named super-programs may be kept in the directory maintained on digital storage device 49, and may be displayed in screens which list directory entries (e.g., directory listing screen 90), along with the directory entries for program listings. For example, when directory listing screen 90 is displayed by the program guide, the program guide may provide the user with the opportunity to select a named super-program.

[0071] In response to the user selection of a named super-program, the program guide may generate a super-program screen for display on monitor 45. The program guide may also provide the user with an on-screen list of options for performing super-program functions (e.g., playing, transferring or editing the super-program).

[0072] When the user indicates a desire to define a super-program, the program guide generates a super-program screen for display on monitor 45. An illustrative super-program screen 130 is shown in FIGS. 12a and 12b.

[0073] Super-program screen 130 is organized into three areas. Area 131 indicates the selections stored on digital storage device 49 (or the currently loaded digital storage medium of digital storage device 49). Area 132 indicates the super-program sequence. Video feedback area 137 displays the portion of the program included in the super-program. Super-program screen 130 may also indicate the volume name of and time remaining on the currently loaded storage medium.

[0074] The three areas of super-program screen 130 may also be presented only when needed. For example, area 131 may be displayed only when the program guide is providing the user with the opportunity to select a program stored on digital storage device 49. Once the user has selected a program, area 131 may be removed and area 132 may replace it while the program guide is providing the user with the opportunity to define a program segment for inclusion in the super-program. Video feedback area 137 may be displayed only in response to an indication by the user to the program guide to display the program segment. Thus, it may not be necessary for all three areas to be displayed at once.

[0075] To define a super-program, the user indicates which program is to be included in the super-program sequence. The program guide may also give the user the ability to include in the current super-program other previously defined super-programs. Area 131 includes a directory listing grid 133 for listing the programs and super-programs stored on digital storage device 49. If the user interface is a remote control such as remote control 40 of FIG. 2, the user may use “up” and “down” keys to position highlight region 134 on top of the desired program or super-program. The user may then select a program or super-program by using

a “select” or “OK” key on remote control 40. The user may also access other information associated with the entry by using an “info” key on remote control 40, or by selecting a suitable option from an on-screen options list provided by the super-program. The program guide generates a full entry information screen containing information associated with the selected program when the “info” key is pressed.

[0076] Whenever the user selects a program, the program guide places the selected entry in the super-program sequence at a defined point in the sequence (e.g., at the end of the sequence). As shown in FIG. 12a, for example, a first segment entry has been selected by the user and the user is currently selecting the second segment entry. The segment entries are listed in second area 132. The user then has the option of defining the play segment of the program to be played. Indicators 135 indicate the currently defined play segment.

[0077] If the user wishes to define a play segment, the user may do so, for example, by using markers 136 to define the segment in the same manner described for editing programs. As shown in FIG. 12b, the user uses highlight region 134 (positioned by the program guide over one of the markers) to move the markers 136 to define the play segment. Video feedback area 137 displays the portion of the program corresponding to markers 136 as markers 136 are individually positioned. The user may indicate he or she is finished defining the play segment by, for example, using an “OK” key on remote control 40. The program guide then responds to this indication by positioning highlight region 134 (FIG. 12a) in first area 131 to allow the user to define another entry in the super-program sequence.

[0078] The user may indicate that he or she is finished defining the super-program by issuing appropriate commands with user interface 46. If user interface 46 is a remote control such as remote control 40 of FIG. 2, the user may use a “play” key to finish editing the super-program and play the super-program. The user may also select an on-screen “play” option from a list of on-screen options provided by the program guide.

[0079] The program guide responds by issuing the appropriate instructions to digital storage device 49 to read the programs and associated program data of the defined super-program sequence. The program guide then instructs television equipment 22 to provide the program and any associated data (e.g., software) in the appropriate format for display on monitor 45 and use by the user as if the user were viewing the program when it was originally aired. If monitor 45 is a television, for example, user television equipment 22 may convert the program from its digital format to the appropriate RF or demodulated video signal for display on monitor 45.

[0080] The user may also store the super-program for playback or editing at a later time. The user may indicate a desire to postpone playback by, for example, issuing appropriate commands with user interface 46. If user interface 46 is a remote control such as remote control 40 of FIG. 2, the user may use an “exit” key on remote control 40 or select an on-screen “exit” option. Control circuitry 42 responds to an indication to postpone playback by storing the playback sequence (either in memory or on the digital storage device). The user may later access the super-program by, for example, selecting the super-program while in directory

listing screen **90**. The program guide may respond by providing an on-screen list of options (e.g., edit, play back, transfer) that the user may select from. The program guide may also respond by generating a super-program screen with the previously entered selections and defined play-segments, providing the user with the opportunity to add, edit or re-order the programs and program segments.

[**0081**] The program guide may also allow the user to transfer programs and super-programs stored on digital storage device **49** to other volumes of digital storage device **49** or to secondary storage device **47** (**FIG. 3**). Secondary storage device **47** may be another storage device available in the home network system like a videocassette recorder, a recordable digital video disc device, a computer (with an appropriate storage device), or other digital storage device. This feature may be accessed by, for example, issuing appropriate commands with user interface **46**. If user interface **46** is a remote control such as remote control **40** of **FIG. 2**, the user may use a "record" or "transfer" key when in the super-program screen, or, for example, the user may select a "transfer" option from an on-screen list of options provided by the program guide in response to the user selecting a super-program from directory listing screen **90**.

[**0082**] The program guide responds to this indication by issuing appropriate instructions to digital storage device **49** to read the selected programs and associated data or the programs and associated data of the selected super-program sequence. The program guide then transfers the programs and associated data (if possible) in an appropriate format to secondary program data storage device **47**. If, for example, secondary storage device **47** is a videocassette recorder, the program guide directs user television equipment **22** to convert the digitally stored program or super-program into an appropriate analog format.

[**0083**] Transferring the data (e.g., software) associated with a program or super-program may not be possible with some analog secondary storage devices, so the program guide may accordingly ignore the associated data during transfer. The program guide may, however, provide for the labeling of analog storage media with associated data. Program guides that provide for labeling videocassettes with program information are described, for example, in Blackwell U.S. patent application Ser. No. 08/924,813, which is hereby incorporated by reference herein in its entirety.

[**0084**] The programs and data may also be transferred directly from digital storage device **49** to secondary storage device **47** via channel **43** if desired. The program guide may also transfer the programs and data to another volume of digital storage device **49**.

[**0085**] If digital storage device **49** is a device that uses removable recording media (e.g., floppy disks or recordable optical discs) the program guide may also allow a user to view a global media library screen which indicates directory information of removable storage media used with the program guide. The user may access this feature by indicating a desire to do so by, for example entering appropriate commands with user interface **46**. If user interface **46** is a remote control such as remote control **40** of **FIG. 2**, this may be done by, for example, using a "library" key. This may also be done by accessing main menu **50** (**FIG. 4**) and positioning highlight region **56** over global media library option **57** and selecting media library option **57**.

[**0086**] The global media library may be maintained automatically by the program guide. For example, the program guide may store or update directory entry information according to the current viewer preferences (described below) in a central storage area (e.g., random access memory (RAM) or a central hard disk drive) each time directory information is stored or updated on a removable storage medium. The program-guide may also store unique identifiers identifying the removable storage medium on which programs are stored (e.g., volume names or media numbers).

[**0087**] An illustrative global media library screen **250** is shown in **FIG. 13**. Global media library screen **250** may display program listings in any list, table, grid or other suitable form that contains information about stored entries on removable storage media used in digital storage device **49**. Listings may be grouped into subsets of listings according to multiple organization criteria and sorted in various ways. Another approach is to display the listings in a library listing grid, such as library listing grid **251**. Library listing grid **251** may include a row for each removable storage medium used with digital storage device **49** (e.g., rows **261**, **262**, **263**, **264**, and **265**), and columns for each program stored on each removable storage medium (e.g., columns **271**, **272**, and **273**). A user may access additional storage media and additional programs not displayed by, for example, scrolling up and down or panning left and right.

[**0088**] Just like directory listing screen **90** of **FIG. 9**, global media library screen **250** of **FIG. 13** allows the user to access features of the program guide already described (e.g., by positioning highlight region **257** around a listing and selecting the listing), which may include accessing a full entry information screen, playing back, deleting and partially deleting programs, and defining super-programs containing programs from different storage media. These features may also be accessed by the user by selecting the desired feature from a list of on-screen options provided by the program guide in response to the selection of a listing by the user.

[**0089**] If the user indicates a desire to access a feature of the program guide which operates on a medium that is not currently loaded in digital storage device **49**, the program guide may automatically change the loaded storage medium if digital storage device **49** has the ability to do so. Digital storage device **49** may be, for example, an optical jukebox with multiple recordable optical discs. If the user selects a program on a disc not currently positioned before a read/write head of the jukebox, the jukebox re-arranges the discs until the disc with the selected program is positioned for reading or writing. If the disc with the selected program is not in the jukebox, the program guide may display indication **255** to the user that the disc must be loaded. The program guide may also display such an indication if, for example, digital storage device **49** is a floppy disk drive and the disk with the selected program is not in the drive. Indication **255** may include a unique identifier identifying the unloaded storage medium. Preferably, the unique identifier is not displayed for the user unless the required removable storage medium is not loaded.

[**0090**] If digital storage device **49** uses removable storage media (e.g., floppy disks or recordable optical discs), the program guide may provide the user with the opportunity to

enter an identifier that identifies the removable storage medium on which the program is stored. The identifier may be a volume name, a medium number, or other suitable unique indicator.

[0091] The program guide may also allow the user to choose various selectable options and select the types of information for display in various screens. The user can access this feature by indicating a desire to do so by, for example, using user interface 46 to enter appropriate commands. If user interface 46 is a remote control such as remote control 40 of FIG. 2, the user can indicate a desire to access this feature by selecting set-up option 54 from the main menu screen of FIG. 4, or by using a "set-up" key on remote control 40.

[0092] When the user indicates a desire to access the set-up feature of the program guide, control circuitry 42 generates a set-up screen for display on monitor 45. The set-up feature allows a user to select options and set user preferences. An illustrative set-up screen 120 is shown in FIG. 14. Set-up screen 120 can be organized into parts. For example, one part may be used to handle entry information display options, another may be used to handle storage options, and another may be used to handle playback options.

[0093] Entry information area 121 is an example of how set-up screen 120 may be used to display selectable components that the user may select for display in screens that display program information (e.g., program listings grid 50, recording schedule screen 80, and directory listing screen 90). Unselected directory components cannot be viewed from such screens, and can only be viewed in full information view (e.g., program listing entry information screen 70 and full entry information screen 100).

[0094] Storage option area 122 allows the user to select options relating to storage. For example, the user can select the language tracks or video formats for storing with a program. The user can also set whether a parental control feature applies to the recording of programs which do not meet certain parental control criteria. The user may also choose whether the program guide automatically erases entries from digital storage device 49 once the entries are viewed. When erased, an entry's directory information and additional components are also removed from digital storage device 49.

[0095] Playback option area 133 allows the user to select options related to playback. One selectable feature, for example, is a skip commercial feature. If active, the program guide attempts to distinguish program material from advertisements based on data recorded with the programming or other suitable cues. Any material identified as advertising is automatically skipped during playback. The user may also set default languages and video formats for playback.

[0096] Steps involved in operating the program guide of the present invention are set forth in FIGS. 15-20. FIG. 15 illustrates an overview of steps involved in accessing a number of features of the program guide. The steps illustrated by FIGS. 15-20 are illustrative and may be performed in any order.

[0097] At step 400 of FIG. 15, the programs and associated program data are stored on digital storage device 49 using the program guide. At step 402, additional components

are digitally stored. At step 404, the programs and associated program data are displayed on monitor 45 (FIG. 3) using the program guide. The programs and associated program data may be displayed on monitor 45 so as to provide the user with access to the programs and associated program data as if the programs and associated program data were being originally aired, as set forth in step 406.

[0098] At steps 408, 410, 412, and 414 the program guide displays on monitor 45 a set-up screen (such as set-up screen 120 of FIG. 14), a recording schedule screen (such as recording schedule screen 80 of FIG. 7a), a program listings screen (such as a screen containing program listings grid 60 of FIGS. 5a and 5b), and an edit screen (such as edit screen 110 of FIGS. 11a, 11b, and 11c). At step 416, the program guide transfers the programs and associated program data (if possible) to another volume of digital storage device 49 or to secondary storage device 47 (FIG. 3).

[0099] FIG. 16 illustrates steps involved providing the user with the ability to define selectable options. At step 424, the program guide provides the user with the opportunity to define storage options. If language, video format, enforcement of parental control, and auto-erase storage options are provided (FIG. 15), the program guide stores the programs and associated program data on digital storage device 49 according to how the storage options are defined as set forth in steps 426, 428, 430, and 432 respectively.

[0100] The program guide may also provide the user with the opportunity to define playback options, as set forth in step 434. If default language, default video format, and skip advertising playback options are provided, the program guide displays the programs and associated program data on monitor 45 according to how the options are defined as set forth in steps 436, 438, 440, respectively.

[0101] FIG. 17 illustrates steps involved in providing a user with the opportunity to record programs and associated program data on digital storage device 49. At step 410, the program guide displays a recording schedule screen, such as recording schedule screen 80 of FIG. 7a, on monitor 45. At step 450, the program guide indicates on monitor 45 the programs currently scheduled for storage on digital storage device 49. At step 452, the program guide provides the user with the opportunity to select one of the indicated programs.

[0102] The program guide may also display a selected program listing information screen, such as selected program listing information screen 84 of FIG. 7b, for a selected program on monitor 45 as set forth in step 454. The program guide displays one or more fields of associated program data in step 456, and may also display one or more user fields in step 458. At step 460, the program guide provides a user with the opportunity to enter information into user fields 460. At step 462, the program, associated data and additional components are stored on digital storage device 49.

[0103] The program guide may also provide the user with the opportunity to record program during television viewing at step 464. At step 466, the program guide generates a recording screen for display on monitor 45. At step 468, the program guide provides the user with the opportunity to edit recording information, such as begin and end time. At step 470, the program guide provides the user with the opportunity to access the recording schedule screen. The program guide displays the recording schedule screen (step 410) or

begins recording programs, associated data, and components (step 462) depending on the indication from the user.

[0104] FIG. 18 illustrates steps involved in displaying program listings and program listing information on monitor 45. The program guide may display a program listings screen on monitor 45 at step 412. The program guide may include in the program listings screen a program listings grid (sub-step 470). At step 472, the program guide provides the user with the opportunity to define and select organization criteria (e.g., theme, program type, etc.) and chose a sorting method (e.g., alphabetically) for organizing and sorting the listings. At step 474, the program guide provides the user with the opportunity to select a program listing. The program guide may also display on monitor 45 a program listings information screen, such as program listings information screen 70 of FIG. 6, indicating associated program listing information.

[0105] At step 478, the program guide may provide a list of on-screen options that the user can select to access program guide features. For example, there may be on-screen “record” and “super-program” options. If super-programs and stored entries are included in the program listings screen, the program guide may also provide on-screen “transfer” and “playback” options. The program guide displays programs, associated data, and additional components at step 480. This may be program, data, and components of the selected listing. At step 480 the program guide may also return the user to the program being viewed before the program listings screen was accessed. Step 480 may also correspond to where the user watches television programming before having accessed the program listings screen.

[0106] Other steps involved in accessing programs and associated data stored on digital storage device 49 are set forth in FIG. 19. The program guide stores programs and associated program data on digital storage device 49 at step 406. At step 488, the program guide maintains a directory of the stored associated program data. At step 490, the program guide displays a directory listing screen, such as directory listing screen 90 of FIG. 9, on monitor 45. The program guide indicates directory entry information at step 492 (by, for example, displaying directory listing grid 92 of FIG. 9 on monitor 45), and provides a user with the opportunity to select directory entry information at step 494. At step 495, the program guide provides the user with an on-screen list of options (e.g., “playback”, “transfer”, “super-program”, etc.).

[0107] Steps involved in displaying additional information for a selected entry are set forth in steps 496, 498, 500, and 502. At step 496 the program guide displays a full entry information screen, such as full entry information screen 100 of FIG. 10, on monitor 45. At step 498, the program guide displays fields of directory entry information on monitor 45, and at step 500 the program guide displays user-defined fields on monitor 45. At step 502, the program guide provides the user with the opportunity to enter user information in the user-defined fields.

[0108] Steps involved in editing programs and associated program data associated with directory entry information are set forth in steps 504, 506, 508, and 510 of FIG. 20. The program guide displays an edit screen, such as edit screen 110 of FIGS. 11a, 11b, and 11c, on monitor 45. At step 506, the program guide provides a user with the opportunity to

define the portions of stored programs and associated program data to be edited by the program guide. At step 508 the program guide displays a video feedback area on monitor 45. The program guide edits the portions of stored programs and associated data from digital storage device 45 at step 510.

[0109] Steps involved in providing the global media library feature of the present invention are set forth in FIG. 21. At step 522, the program guide stores programs and associated program data on removable digital storage media in digital storage device 49. At step 524, the program guide maintains a global media library of the stored associated program data. The program guide displays a global media library screen, such as global media library screen 250 of FIG. 13, on monitor 45 at step 526. At step 528 the program guide provides a user with the opportunity to select a program indicated by the global media library screen. If the digital storage medium containing the selected program is not loaded in digital storage device 49, the program guide displays on monitor 45 an indication that the storage medium is not loaded at step 530.

[0110] Steps involved in providing the super-program feature of the present invention are set forth in FIG. 22. The program guide stores programs and associated program data on digital storage device 45 at step 532. At step 534, the super-program sequence is defined. This may be done by displaying a super-program screen, such as super-program screen 130 of FIGS. 12a and 12b, on monitor 45 as set forth in step 536. Stored programs are indicated by the program guide on monitor 45 at step 538, and the program guide provides a user with the opportunity to select the indicated programs at step 540. The program guide displays the programs and associated program data which are part of the super-program sequence on monitor 45 according to the super-program sequence at step 550.

[0111] Further steps involved in providing the super-program feature are set forth in steps 524, 544, 546, and 548. At step 542, the program guide provides the user with the opportunity to define play segments. The program guide may display a play segment indicator and marker for defining the play segment, as indicated by step 544. At step 546, the program guide displays a video feedback area on monitor 45. The program guide displays the play segments of programs and associated program data on monitor 45 according to the super-program sequence at step 548.

[0112] The foregoing is merely illustrative of the principles of this invention and various modifications can be made by those skilled in the art without departing from the scope and spirit of the invention.

What is claimed is:

1. A system in which programs and associated program data are displayed for users by an interactive television program guide implemented on user television equipment, comprising:

means for displaying the programs and associated program data on the user television equipment using the interactive television program guide; and

means for digitally storing the programs and associated program data in a digital storage device contained in the user television equipment using the interactive television program guide.

2. The system defined in claim 1 wherein the display means further comprises means for displaying a set-up screen on the user television equipment using the interactive television program guide.

3. The system defined in claim 2 wherein the set-up screen comprises means for providing a user with an opportunity to define one or more storage options.

4. The system defined in claim 3 wherein the storage options comprise one or more storage options selected from the group consisting of: languages, video format, enforcement of parental control on storage, and auto-erasing viewed entries.

5. The system defined in claim 4 further comprising means for digitally storing the programs in a language on a digital storage device with the interactive television program guide using the language storage option.

6. The system defined in claim 4 further comprising means for digitally storing the programs in a video format on a digital storage device with the interactive television program guide using the video format storage option.

7. The system defined in claim 4 further comprising means for digitally storing the programs and associated program data on a digital storage device with the interactive television program guide using the enforcement of parental control on storage option.

8. The system defined in claim 4 further comprising means for automatically deleting programs and associated program data from a digital storage device with the interactive television program guide using the auto-erase viewed entries storage option.

9. The system defined in claim 2 wherein the set-up screen comprises means for providing a user with an opportunity to define playback options.

10. The system defined in claim 9 wherein the playback options comprise one or more playback options selected from the group consisting of: default language, default video format, skip commercials.

11. The system defined in claim 10 wherein the display means displays the digitally stored programs and associated program data in a language on the user television program equipment with the interactive television program guide using the default language playback option.

12. The system defined in claim 10 wherein the display means displays the digitally stored programs and program data in a video format on the user television equipment with the interactive television program guide using the default video format playback option.

13. The system defined in claim 10 further comprising:

means for determining whether the digitally stored programs contain advertising using the interactive television program guide; and

wherein the display means skips displaying the advertising information when displaying the digitally stored programs and programming data with the interactive television program guide using the skip commercials playback option.

14. The system defined in claim 2 wherein the set-up screen comprises means for providing a user with an opportunity to select components for display in screens that display program information.

15. The system defined in claim 1 wherein the display means further comprises means for displaying a recording

schedule screen on the user television equipment using the interactive television program guide.

16. The system defined in claim 15 wherein the recording schedule screen comprises:

an indication of the programs currently scheduled for storage by the digital storage means;

means for providing a user with an opportunity to select one of the programs; and

wherein the display means further comprises means for displaying a selected program listing information screen for the selected program on the user television equipment using the interactive television program guide.

17. The system defined in claim 16 wherein the selected program listing information screen comprises one or more fields of associated program data for the selected program.

18. The system defined in claim 17 wherein the selected program listing information screen further comprises:

one or more user fields; and

means for providing a user with an opportunity to enter user information into one or more of the user fields.

19. The system defined in claim 1 wherein the display means further comprises means for displaying a program listings screen on the user television equipment using the interactive television program guide, the program listings screen comprising means for providing the user with an opportunity to select a program listing.

20. The system defined in claim 19 wherein the means for displaying a program listings screen further comprises means for displaying program listings in subsets of listings according to one or more organization criteria.

21. The system defined in claim 20 further comprising means for providing a user with an opportunity to select the organization criteria.

22. The system defined in claim 20 further comprising means for providing a user with an opportunity to define the organization criteria.

23. The system defined in claim 19 wherein the means for displaying a program listings screen further comprises means for displaying program listings in sorted lists according to sorting criteria.

24. The system defined in claim 23 further comprising means for providing the user with an opportunity to select the sorting criteria.

25. The system defined in claim 19 wherein the program listing screen comprises listings of programs stored by the digital storage means.

26. The system defined in claim 19 wherein the display means further comprises means for displaying a program listings information screen for the selected program listing on the user television equipment using the interactive television program guide.

27. The system defined in claim 26 wherein the program listings information screen comprises one or more fields of associated program data selected from the group consisting of: title, description, episode, channel, duration, viewed, cast members, category(ies), language, video format, start and end time, date, re-run indicator, stereo indicator, close-captioned indicator, and other information.

- 28.** The system defined in claim 25 wherein:
the display means further comprises means for displaying one or more on-screen options; and
further comprising means for providing a user with an opportunity to select an on-screen option.
- 29.** The system defined in claim 19 wherein the means for displaying program listings further comprises means for displaying program listings in a program listings grid.
- 30.** The system defined in claim 29 wherein the program listings grid contains one or more rows of listings of programs stored by the digital storage means.
- 31.** The system defined in claim 1 wherein the display means further comprises means for displaying the digitally stored programs and associated program data on the user television equipment using the interactive television program guide to provide users with an opportunity to access the associated program data as if the programs and program data were being originally aired.
- 32.** The system defined in claim 1 wherein the digital storage means further comprises means for digitally storing additional program components on a digital storage device.
- 33.** The system defined in claim 1 wherein the associated program data comprises program listings data supplied by a main facility.
- 34.** The system defined in claim 1 wherein the associated program data comprises user added information.
- 35.** The system defined in claim 1 further comprising means for transferring the digitally stored programs to a secondary storage device using the interactive television program guide.
- 36.** A system in which programs and associated program data are displayed for users by an interactive television program guide implemented on user television equipment, comprising:
a digital storage device in the user television equipment for digitally storing the programs and associated program data using the interactive television program guide; and
means for maintaining a directory of the digitally stored associated program data using the interactive television program guide.
- 37.** The system defined in claim 36 further comprising a means for displaying a directory listing screen on the user television equipment using the interactive television program guide.
- 38.** The system defined in claim 37 wherein the directory listing screen comprises:
means for indicating directory entry information; and
means for providing a user with an opportunity to select directory entry information;
wherein the display means further comprises means for displaying a full entry information screen in response to the selection by a user of directory information.
- 39.** The system defined in claim 38 wherein the full entry information screen comprises a plurality of fields of directory entry information selected from the group consisting of: title, description, episode, channel, duration, viewed, cast members, category(ies), language, video format, start and end time, date, re-run indicator, stereo indicator, close-captioned indicator, and other information.
- 40.** The system defined in claim 39 wherein the full entry information screen further comprises:
one or more user-defined fields; and
means for providing a user with an opportunity to enter user information in one or more of the user-defined fields.
- 41.** The system defined in claim 36 further comprising:
means for displaying an edit screen; and
means for editing portions of the digitally stored programs and associated program data from the digital storage device using the interactive television program guide.
- 42.** The system defined in claim 41 wherein the edit screen comprises means for providing a user with an opportunity to define the portions of the digitally stored programs and associated program data edited by the editing means.
- 43.** The system defined in claim 42 wherein the partial edit screen further comprises a video feedback area.
- 44.** The system defined in claim 36 wherein:
the digital storage device digitally stores the programs and associated program data on removable digital storage media using the interactive television program guide; and
the maintaining means maintains the digitally stored associated program data in a global media library using the interactive television program guide.
- 45.** The system defined in claim 44 further comprising means for displaying a global media library screen on the user television equipment using the interactive television program guide.
- 46.** The system defined in claim 45 wherein:
the global media library screen comprises means for providing a user with an opportunity to select a program stored on the removable storage media; and
means for displaying an indication that the removable storage medium containing the selected program is not loaded in the digital storage device.
- 47.** A system in which programs and associated program data are displayed for users by an interactive television program guide implemented on user television equipment, comprising:
a digital storage device in the user television equipment for digitally storing the programs and associated program data using the interactive television program guide;
means for defining a super-program sequence; and
means for displaying the programs and segments of the programs and associated program data according to the defined super-program sequence on the user television equipment using the interactive television program guide.
- 48.** The system defined in claim 47 wherein the defining means further comprises means for displaying a super-program screen on the user television equipment using the interactive television program guide.
- 49.** The system defined in claim 48 wherein the super-program screen comprises:
an area indicating programs stored on the digital storage device; and

means for providing a user with an opportunity to select a program to be included in the super-program sequence.

50. The system defined in claim 48 wherein:

the super-program screen further comprises an area for providing a user with an opportunity to define play segments; and

the display means further comprises means for displaying play segments of the programs and associated program data according to the super-program sequence on the user television equipment using the interactive television program guide.

51. The system defined in claim 50 wherein the area for providing a user with an opportunity to define play segments comprises:

a play segment indicator; and

one or more markers for defining the play segment.

52. The system defined in claim 48 wherein the super-program screen further comprises a video feedback area.

53. The system defined in claim 47 further comprising means for transferring the digitally stored programs according to the defined super-program to a secondary storage device using the interactive television program guide.

54. A method in which programs and associated program data are displayed for users by an interactive television program guide implemented on user television equipment, comprising the steps of:

displaying the programs and associated program data on the user television equipment using the interactive television program guide; and

digitally storing the programs and associated program data in a digital storage device contained in the user television equipment using the interactive television program guide.

55. The method defined in claim 54 further comprising the step of displaying a set-up screen on the user television equipment using the interactive television program guide.

56. The method defined in claim 55 wherein the step of displaying a set-up screen further comprises the step of providing a user with an opportunity to define one or more storage options.

57. The method defined in claim 56 wherein the step of displaying a set-up screen further comprises the step of providing a user with an opportunity to define one or more storage options selected from the group consisting of: languages, video format, enforcement of parental control on storage, and auto-erasing viewed entries.

58. The method defined in claim 57 further comprising the step of digitally storing the programs in a language on a digital storage device with the interactive television program guide using the language storage option.

59. The method defined in claim 57 further comprising the step of digitally storing the programs in a video format on a digital storage device with the interactive television program guide using the video format storage option.

60. The method defined in claim 57 further comprising the step of digitally storing the programs and associated program data on a digital storage device with the interactive television program guide using the enforcement of parental control on storage option.

61. The method defined in claim 57 further comprising the step of automatically deleting programs and associated program data from a digital storage device with the interactive television program guide using the auto-erase viewed entries storage option.

62. The method defined in claim 55 wherein the step of displaying a set-up screen further comprises the step of providing a user with an opportunity to define playback options.

63. The method defined in claim 55 wherein the step of displaying a set-up screen further comprises the step of providing a user with an opportunity to define one or more playback options selected from the group consisting of: default language, default video format, skip commercials.

64. The method defined in claim 63 further comprising the step of displaying the digitally stored programs and associated program data in a language on the user television program equipment with the interactive television program guide using the default language playback option.

65. The method defined in claim 63 further comprising the step of displaying the digitally stored programs and program data in a video format on the user television equipment with the interactive television program guide using the default video format playback option.

66. The method defined in claim 63 further comprising the steps of:

determining whether the digitally stored programs contain advertising using the interactive television program guide; and

skipping the advertising information when displaying the digitally stored programs and programming data with the interactive television program guide using the skip commercials playback option.

67. The method defined in claim 55 further comprising the step of providing a user with an opportunity to select components for display in screens that display program information.

68. The method defined in claim 54 further comprising the step of displaying a recording schedule screen on the user television equipment using the interactive television program guide.

69. The method defined in claim 68 further comprising the steps of:

indicating the programs currently scheduled for storage by the digital storage means;

providing a user with an opportunity to select one of the programs; and

displaying a selected program listing information screen for the selected program on the user television equipment using the interactive television program guide.

70. The method defined in claim 69 wherein the step of displaying a selected program listing information screen comprises the step of displaying one or more fields of associated program data for the selected program.

71. The method defined in claim 70 further comprising the steps of:

displaying one or more user fields; and

providing a user with an opportunity to enter user information into one or more of the user fields.

72. The method defined in claim 54 further comprising the steps of:

displaying a program listings screen on the user television equipment using the interactive television program guide; and

providing the user with an opportunity to select a program listing.

73. The method defined in claim 72 wherein the means for displaying program listings further comprises means for displaying program listings in subsets of listings according to one or more organization criteria.

74. The method defined in claim 73 further comprising the step of providing a user with an opportunity to select the organization criteria.

75. The method defined in claim 73 further comprising the step of providing a user with an opportunity to define the organization criteria.

76. The method defined in claim 72 further comprising the step of displaying program listings in sorted lists according to sorting criteria.

77. The method defined in claim 76 further comprising the step of providing the user with an opportunity to select the sorting criteria.

78. The method defined in claim 72 wherein the step of displaying a program listings screen further comprises the step of displaying listings of programs stored on a digital storage device.

79. The method defined in claim 78 further comprising the step of displaying a program listings information screen for the selected program listing on the user television equipment using the interactive television program guide.

80. The method defined in claim 79 wherein the step of displaying a program listings information screen further comprises the step of displaying one or more fields of associated program data selected from the group consisting of: title, description, episode, channel, duration, viewed, cast members, category(ies), language, video format, start and end time, date, re-run indicator, stereo indicator, close-captioned indicator, and other information.

81. The method defined in claim 78 further comprising the steps of:

displaying one or more on-screen options; and

providing a user with an opportunity to select an on-screen option.

82. The method defined in claim 72 wherein the step of displaying program listings further comprises the step of displaying program listings in a program listings grid.

83. The method defined in claim 72 wherein the step of displaying a program listings grid further comprises the step of displaying one or more rows of listings of programs stored by the digital storage means.

84. The method defined in claim 54 further comprising the step of displaying the digitally stored programs and associated program data on the user television equipment using the interactive television program guide to provide users with an opportunity to access the associated program data as if the programs and program data were being originally aired.

85. The method defined in claim 54 further comprising the step of digitally storing additional program components on a digital storage device.

86. The method defined in claim 54 further comprising the step of providing a use with an opportunity to provide user added information.

87. The method defined in claim 54 further comprising the step of transferring the digitally stored programs to a secondary storage device using the interactive television program guide.

88. A method in which programs and associated program data are displayed for users by an interactive television program guide implemented on user television equipment, comprising the steps of:

digitally storing the programs and associated program data using the interactive television program guide; and

maintaining a directory of the digitally stored associated program data using the interactive television program guide.

89. The method define in claim 88 further comprising the step of displaying a directory listing screen on the user television equipment using the interactive television program guide.

90. The method defined in claim 89 further comprising the steps of:

indicating directory entry information; and

providing a user with an opportunity to select directory entry information;

displaying a full entry information screen in response to the selection by a user of directory information.

91. The method defined in claim 90 further comprising the step of displaying a plurality of fields of directory entry information selected from the group consisting of: title, description, episode, channel, duration, viewed, cast members, category(ies), language, video format, start and end time, date, re-run indicator, stereo indicator, close-captioned indicator, and other information.

92. The method defined in claim 91 further comprising the steps of:

displaying one or more user-defined fields; and

providing a user with an opportunity to enter user information in one or more of the user-defined fields.

93. The method defined in claim 80 further comprising the steps of:

displaying an edit screen; and

editing portions of the digitally stored programs and associated program data from the digital storage device using the interactive television program guide.

94. The method defined in claim 93 further comprising the step of providing a user with an opportunity to define the portions of the digitally stored programs and associated program data edited by the editing means.

95. The method defined in claim 94 further comprising the step of providing a video feedback area.

96. The method defined in claim 88 further comprising the steps of:

digitally storing the programs and associated program data on removable digital storage media using the interactive television program guide; and

maintaining the digitally stored associated program data in a global media library using the interactive television program guide.

97. The method defined in claim 96 further comprising the step of displaying a global media library screen on the user television equipment using the interactive television program guide.

98. The method defined in claim 97 further comprising the steps of:

providing a user with an opportunity to select a program stored on the removable storage media; and

displaying an indication that the removable storage medium containing the selected program is not loaded in the digital storage device.

99. A method in which programs and associated program data are displayed for users by an interactive television program guide implemented on user television equipment, comprising the steps of:

digitally storing the programs and associated program data using the interactive television program guide;

defining a super-program sequence; and

displaying the programs and segments of the programs and associated program data according to the defined super-program sequence on the user television equipment using the interactive television program guide.

100. The method defined in claim 99 further comprising the step of displaying a super-program screen on the user television equipment using the interactive television program guide.

101. The method defined in claim 100 further comprising the steps of:

indicating programs stored on the digital storage device; and

providing a user with an opportunity to select a program to be included in the super-program sequence.

102. The method defined in claim 100 further comprising the steps of:

providing a user with an opportunity to define play segments; and

displaying play segments of the programs and associated program data according to the super-program sequence on the user television equipment using the interactive television program guide.

103. The method defined in claim 102 further comprising the steps of:

displaying a play segment indicator; and

providing one or more markers for defining the play segment.

104. The method defined in claim 100 further comprising the step of providing a video feedback area.

105. The method defined in claim 99 further comprising the step of transferring the digitally stored programs according to the defined super-program to a secondary storage device using the interactive television program guide.

* * * * *