



US00D593118S

(12) **United States Design Patent**
Nathan et al.

(10) **Patent No.:** **US D593,118 S**

(45) **Date of Patent:** **** May 26, 2009**

(54) **PORTION OF A DISPLAY SCREEN SHOWING A TRANSITIONAL USER INTERFACE**

(75) Inventors: **Adam Nathan**, Redmond, WA (US);
Timothy Rice, Bellevue, WA (US);
Andy Sterland, Seattle, WA (US);
Michael Leonard, Lake Stevens, WA (US);
Jeremy Mazner, Seattle, WA (US);
John Montgomery, Seattle, WA (US)

(73) Assignee: **Microsoft Corporation**, Redmond, WA (US)

(**) Term: **14 Years**

(21) Appl. No.: **29/326,777**

(22) Filed: **Oct. 24, 2008**

Related U.S. Application Data

(62) Division of application No. 29/298,407, filed on Dec. 5, 2007, now Pat. No. Des. 585,909.

(51) **LOC (9) Cl.** **32-00**

(52) **U.S. Cl.** **D14/488; D14/489**

(58) **Field of Classification Search** D14/485-495;
715/700-705, 716, 727, 730, 748, 750, 751,
715/760-762, 764, 775-781, 786, 787, 808-810,
715/832-846, 863-867, 973-977

See application file for complete search history.

(56) **References Cited**

U.S. PATENT DOCUMENTS

5,812,688 A * 9/1998 Gibson 381/119
6,624,826 B1 * 9/2003 Balabanovic 715/727
6,693,652 B1 * 2/2004 Barrus et al. 715/838
D539,810 S * 4/2007 Cummins D14/489
D540,343 S * 4/2007 Cummins D14/489
D546,334 S * 7/2007 Seo et al. D14/485
RE39,830 E * 9/2007 Balabanovic 345/419
D550,238 S * 9/2007 Lam et al. D14/488

D553,635 S * 10/2007 Blencowe D14/486
D553,636 S * 10/2007 Blencowe D14/486
7,296,243 B2 * 11/2007 Lira 715/799
D561,776 S * 2/2008 Jung et al. D14/486
D565,579 S * 4/2008 Gunn et al. D14/485
D567,249 S * 4/2008 Gunn et al. D14/485
7,376,284 B2 * 5/2008 Tao et al. 382/285
2004/0056859 A1 * 3/2004 Ohba et al. 345/426
2008/0013860 A1 * 1/2008 Blanco 382/285

* cited by examiner

Primary Examiner—Cathron C Brooks

Assistant Examiner—Deanna Fluegeman

(74) *Attorney, Agent, or Firm*—Banner & Witcoff, Ltd

(57) **CLAIM**

The ornamental design for a portion of a display screen showing a transitional user interface, as shown and described.

DESCRIPTION

FIG. 1 illustrates a first state of a transitional user interface showing the new design.

FIG. 2 illustrates a second state thereof.

FIG. 3 illustrates a third state thereof.

FIG. 4 illustrates a fourth state thereof.


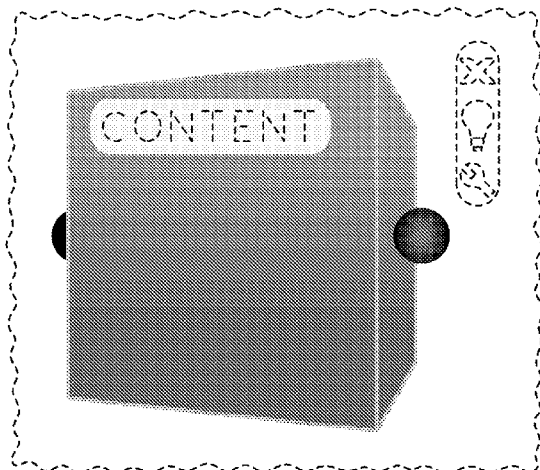
FIG. 5 illustrates a fifth state thereof.

FIG. 6 illustrates a sixth state thereof; and,

FIG. 7 illustrates a seventh state thereof.

The appearance of the transitional image sequentially transitions between the images shown in FIGS. 1-7. The process or period in which one image transitions to another image forms no part of the claimed design. The broken lines in the Figure represent unclaimed features and form no part of the claimed design. The broken lines illustrating a portion of a display screen are for illustrative purposes only and form no part of the claimed design. The broken lines illustrating "CONTENT" are for illustrative purposes only and form no part of the claimed design.

1 Claim, 7 Drawing Sheets



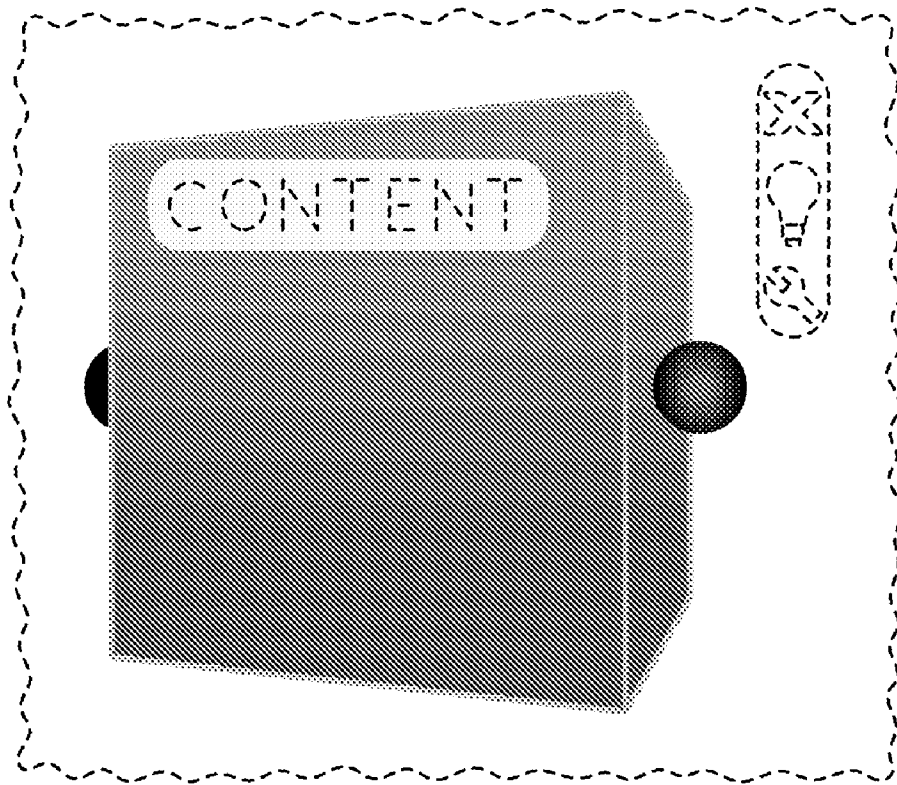


FIG. 1




FIG. 2

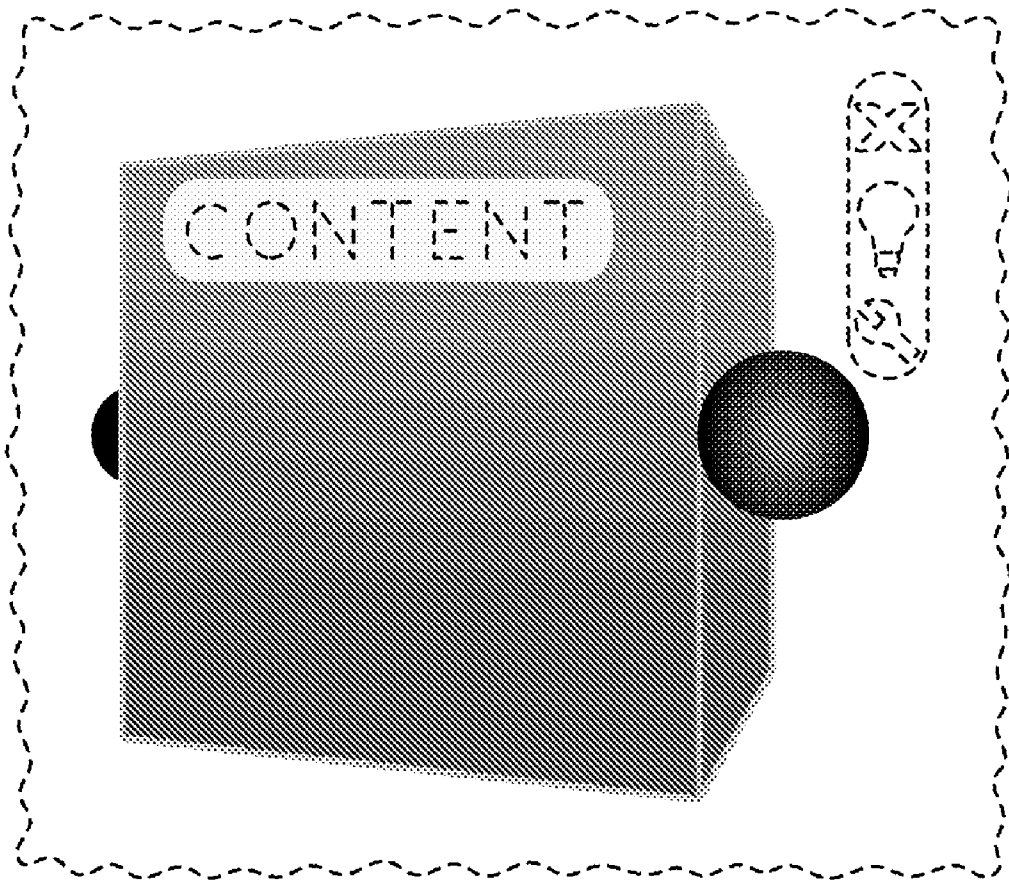


FIG. 3




FIG. 4

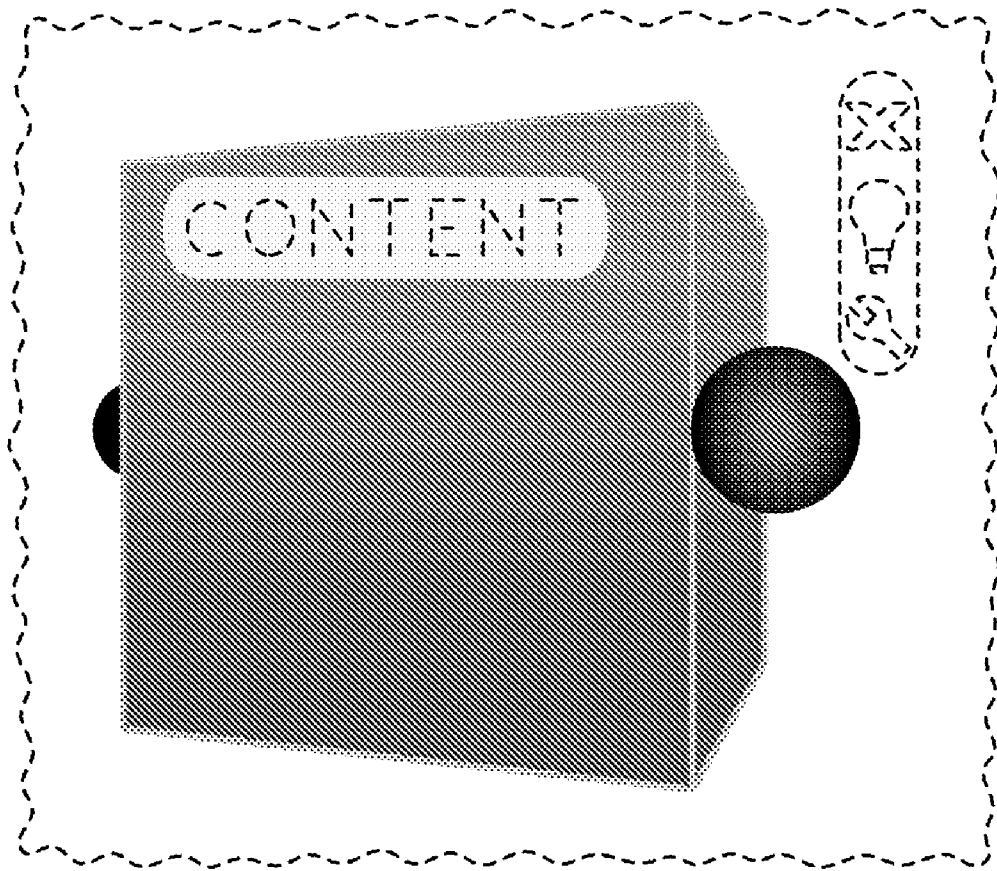


FIG. 5

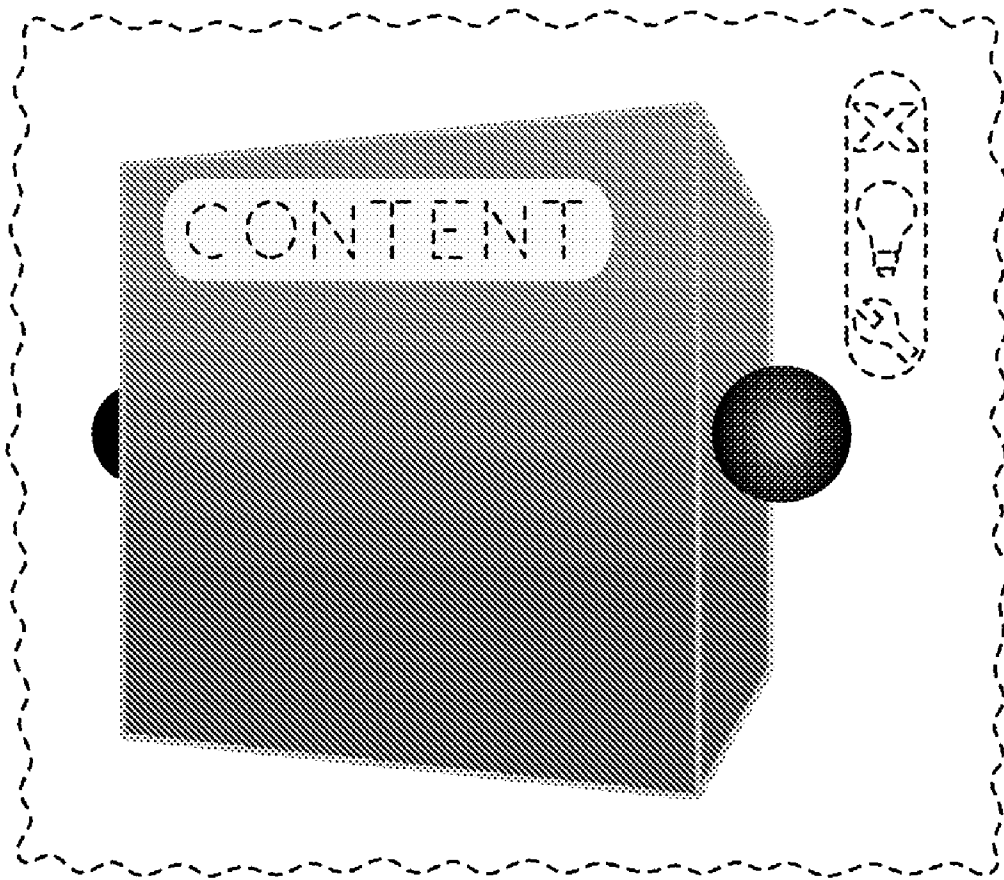


FIG. 6




FIG. 7