



US00D813865S

(12) **United States Design Patent**
Lee et al.

(10) **Patent No.:** **US D813,865 S**
(45) **Date of Patent:** **** Mar. 27, 2018**

(54) **PORTABLE ELECTRONIC DEVICE**

OTHER PUBLICATIONS

(71) Applicant: **Samsung Electronics Co., Ltd.**,
Suwon-si (KR)

“Mill sell folding mobile phone case for iphone 6+ Wholesale”.
[2015] www.mobofree.com. Mar. 30, 2015. <http://www.mobofree.com/nigeria/Phones-tablets-mobile-devices/Accessories-Parts/mill-sell-folding-mobile-phone-case-for-iphone-6-WHOLESale/1281620>.

(72) Inventors: **Yongyeon Lee**, Suwon-si (KR); **Ji-Yeon Kwak**, Seoul (KR); **Haeyoon Park**, Seoul (KR); **Kio Lee**, Seoul (KR)

(Continued)

(73) Assignee: **Samsung Electronics Co., Ltd.**,
Suwon-si (KR)

Primary Examiner — Barbara Fox
(74) *Attorney, Agent, or Firm* — NSIP Law

(**) Term: **15 Years**

(57) **CLAIM**

We claim the ornamental design for a portable electronic device, as shown and described.

(21) Appl. No.: **29/554,391**

DESCRIPTION

(22) Filed: **Feb. 11, 2016**

(30) **Foreign Application Priority Data**

Aug. 18, 2015 (KR) 30-2015-0041439

(51) **LOC (11) Cl.** **14-02**

(52) **U.S. Cl.**
USPC **D14/345**

(58) **Field of Classification Search**
USPC D14/341–347, 137, 138 R, 138 AA,
D14/138 AB, 138 C, 138 G, 496, 203.1,
(Continued)

FIG. 1 is a front perspective view of a portable electronic device showing our new design;
FIG. 2 is a front view thereof;
FIG. 3 is a rear view thereof;
FIG. 4 is a left-side view thereof;
FIG. 5 is a right-side view thereof;
FIG. 6 is a top view thereof;
FIG. 7 is a bottom view thereof;
FIG. 8 is a rear bottom perspective view thereof;
FIG. 9 is an exploded top view of the portable electronic device in which the left portion is shown separated from the portable electronic device;
FIG. 10 is a front perspective view of the portable electronic device in which the left portion, which is detachable, is positioned upside down and shown in a folded position;
FIG. 11 is a front view of the portable electronic device shown in a half folded position;
FIG. 12 is a rear view of the portable electronic device shown in a half folded position; and,
FIG. 13 is a top view of the portable electronic device shown in an alternate position.
The broken lines in the figures show portions of the portable electronic device which form no part of the claimed design.

(56) **References Cited**

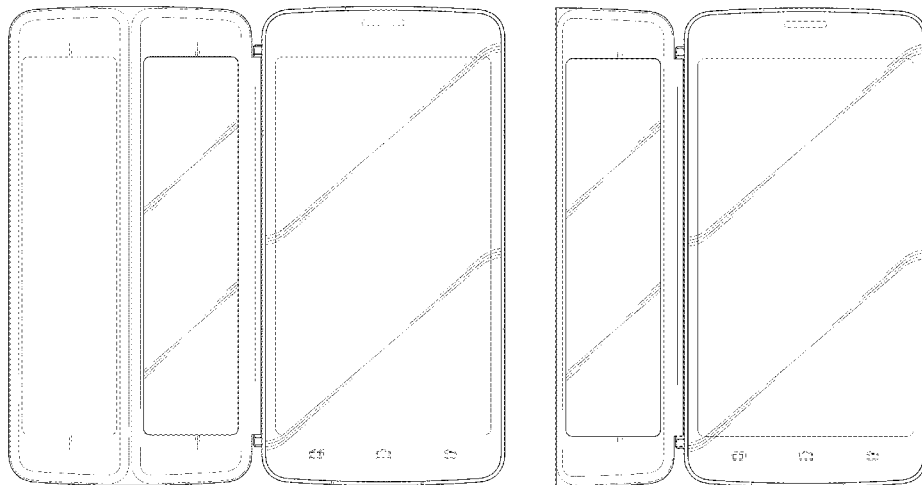
U.S. PATENT DOCUMENTS

D639,806 S * 6/2011 Lee D14/345
D658,173 S * 4/2012 Kim D14/345
(Continued)

FOREIGN PATENT DOCUMENTS

EM 001359855-0001 2/2013
EM 002262667-0001 7/2013
(Continued)

1 Claim, 13 Drawing Sheets



US D813,865 S

Page 2

(58) **Field of Classification Search**

USPC D14/203.3, 203.4, 203.7, 129, 130, 147,
D14/218, 247, 248, 250, 385, 388, 389,
D14/315-318, 420, 426, 439; D10/50,
D10/65, 104.1
CPC G06F 1/1641; G06F 1/1613; G06F 1/1647;
G06F 3/04883; G06F 3/0486; G06F
3/04847; G06F 3/04845; G06F 3/0484;
A63H 33/3016

See application file for complete search history.

(56) **References Cited**

U.S. PATENT DOCUMENTS

D680,531 S * 4/2013 Honda D14/345
D680,532 S * 4/2013 Reeves D14/345
D681,633 S * 5/2013 Reeves D14/345
D687,034 S * 7/2013 Reeves D14/345
D687,035 S * 7/2013 Reeves D14/345
D693,323 S * 11/2013 Kawase D14/138 AB
D708,610 S * 7/2014 Ahn D14/345
D709,492 S * 7/2014 Ahn D14/345
D709,493 S * 7/2014 Ahn D14/345
D709,494 S * 7/2014 Ahn D14/345
D710,353 S * 8/2014 Ahn D14/345
D710,354 S * 8/2014 Ahn D14/345
D714,244 S * 9/2014 Lee D14/138 AB
8,863,038 B2 * 10/2014 King G06F 1/1616
345/173
D716,750 S * 11/2014 Matsumoto D14/138 AB
9,001,149 B2 * 4/2015 Sirpal G06F 1/1616
345/619

9,037,991 B2 * 5/2015 Habib G06F 1/1616
345/158
D745,516 S * 12/2015 Yamazaki D14/341
D745,869 S * 12/2015 Ahn D14/345
D754,657 S * 4/2016 Kim D14/345
D787,505 S * 5/2017 Kim D14/341
D788,102 S * 5/2017 Kim D14/341
D788,772 S * 6/2017 Kim D14/341
D789,925 S * 6/2017 Browning D14/341
D790,537 S * 6/2017 Bae D14/138 AB
D796,499 S * 9/2017 Lee D14/341
2014/0101577 A1 * 4/2014 Kwak G06F 1/1618
715/761
2014/0101578 A1 * 4/2014 Kwak G06F 3/017
715/761
2016/0180757 A1 * 6/2016 Um G09G 3/14
345/204

FOREIGN PATENT DOCUMENTS

KR 30-0736678 4/2014
KR 30-0717514 11/2014

OTHER PUBLICATIONS

Nouske. "Nouske Flip Folio Wallet Stand up Lightweight Leather Cover with Magnetic Closure Auto Lock Feature for iPhone 6 plus 5.5-Inch(Gold)". [2016] www.amazon.com. Feb. 4, 2016. <http://www.amazon.com/Nouske-Magnetic-Sufficient-protection-Lightweight/dp/B00YBXDAUO/ref=sr_1_1?s=wireless&ie=UTF8&qid=1437009936&sr=1-1&pebp=1437009940473&perid=1HVSV07DVWJP69N9M5P5>.

* cited by examiner

FIG. 1

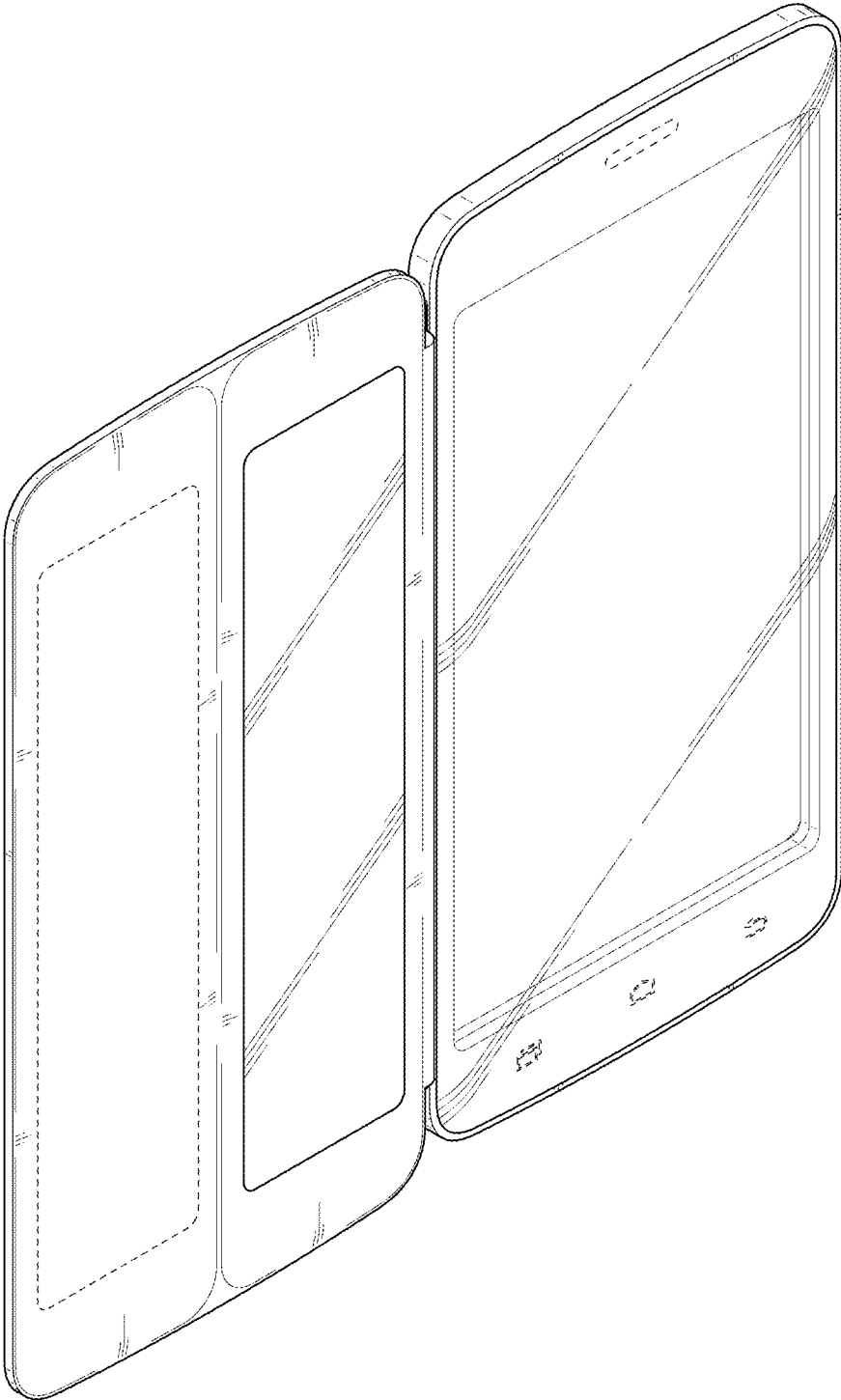


FIG. 2

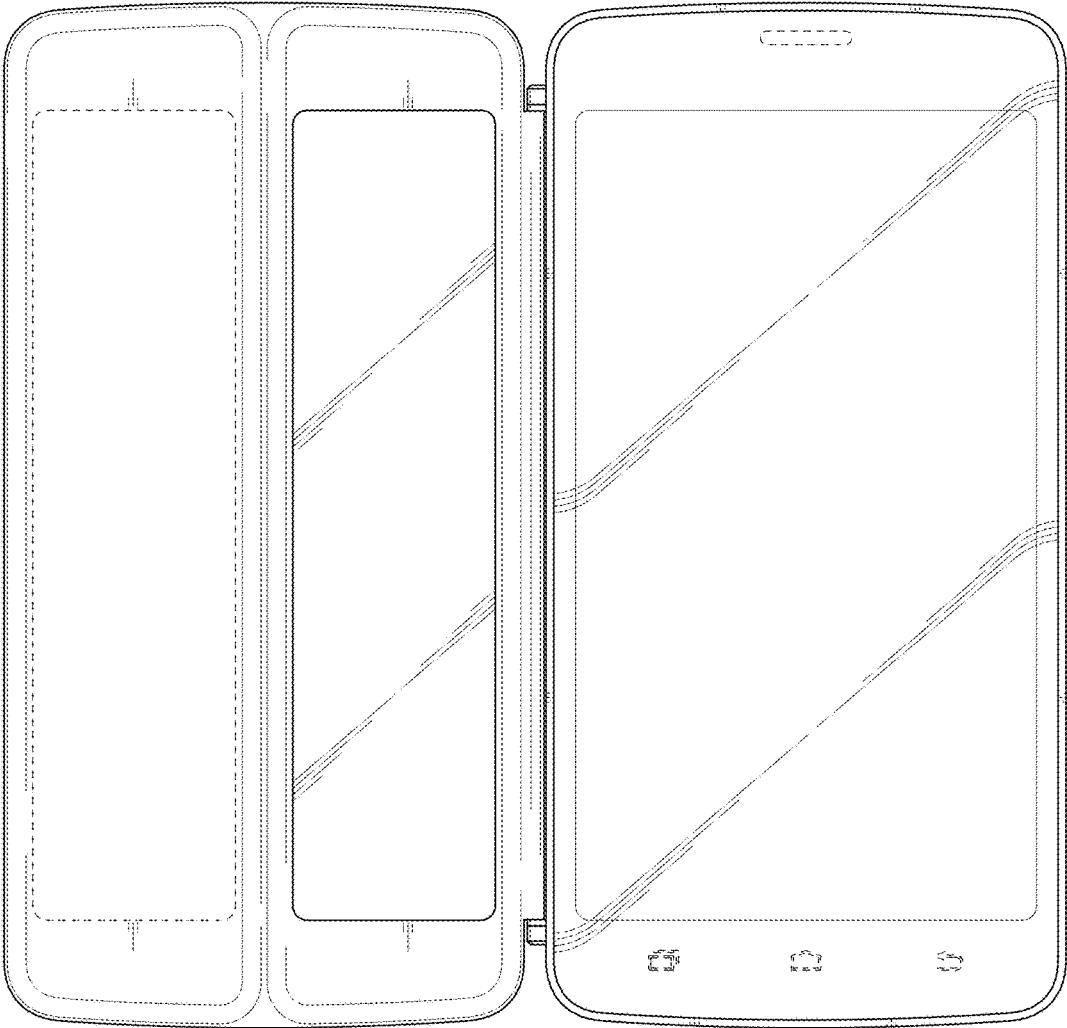


FIG. 3

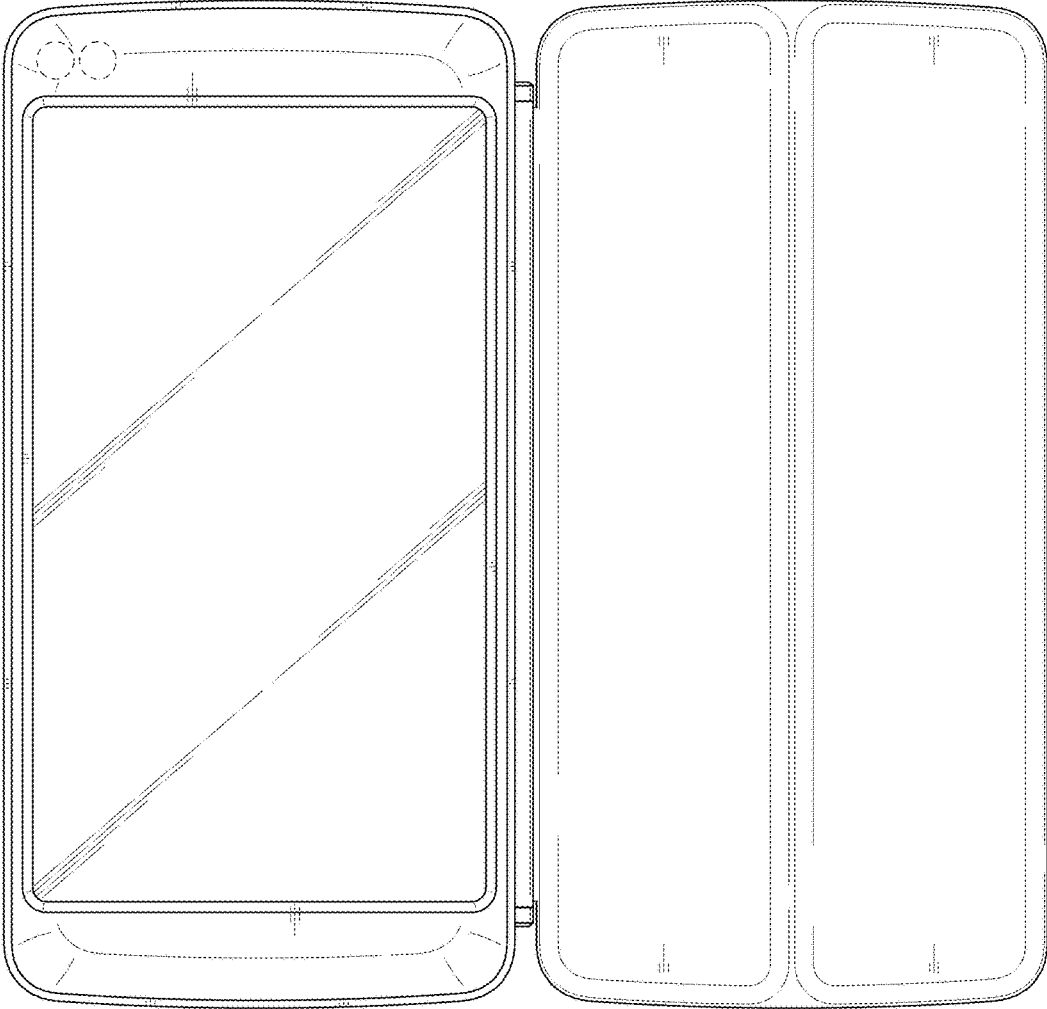


FIG. 4

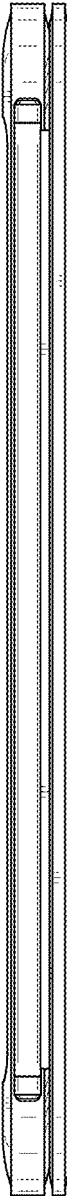


FIG. 5



FIG. 6

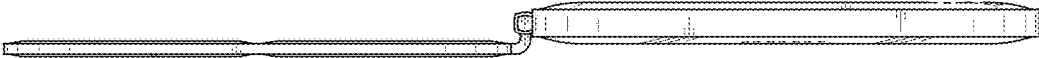


FIG. 7

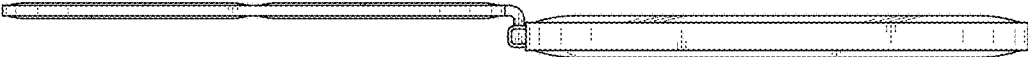


FIG. 8

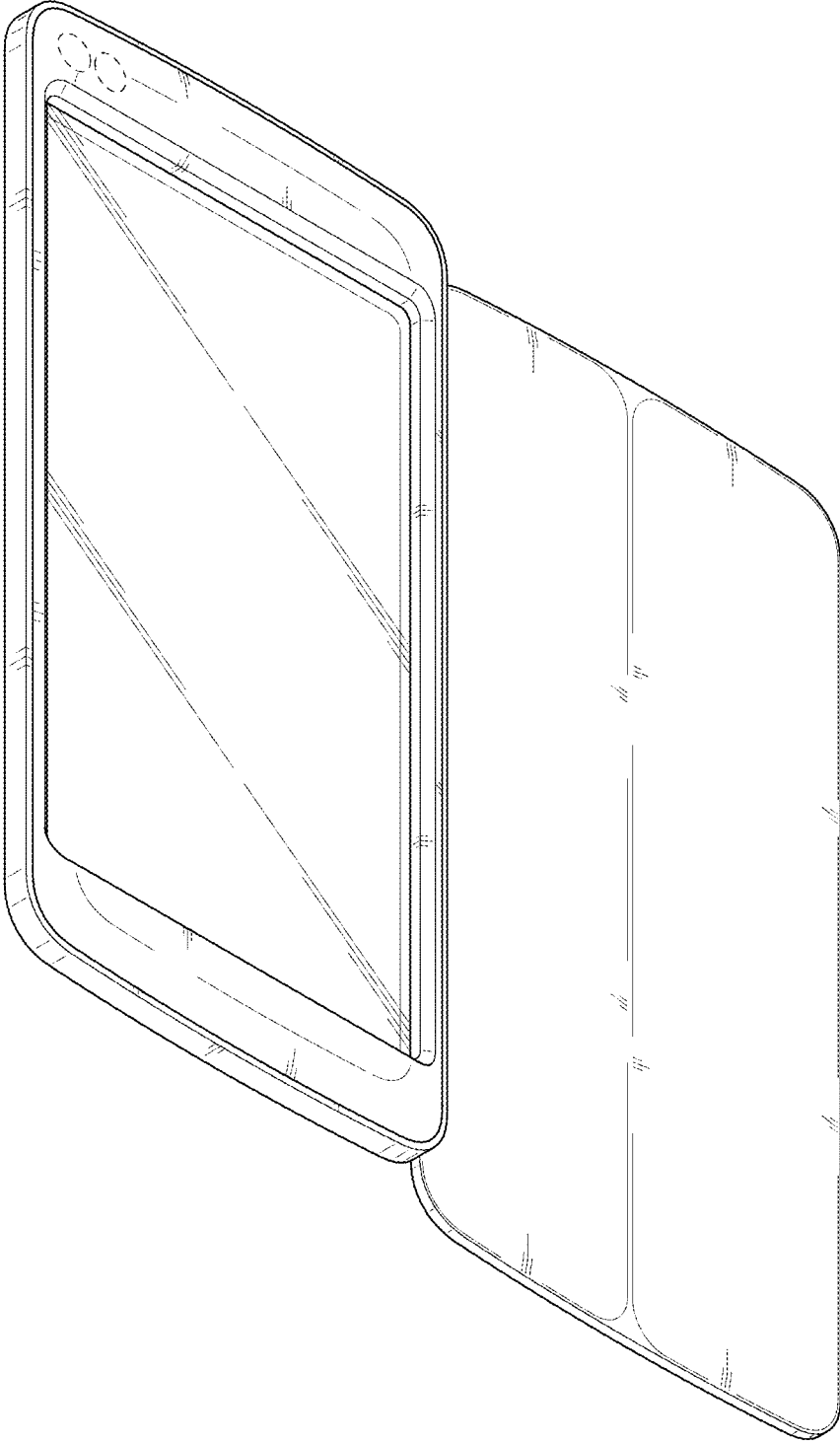


FIG. 9

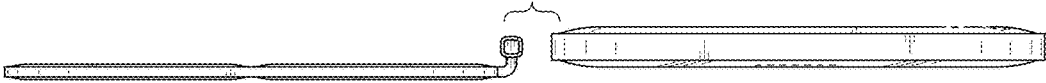


FIG. 10

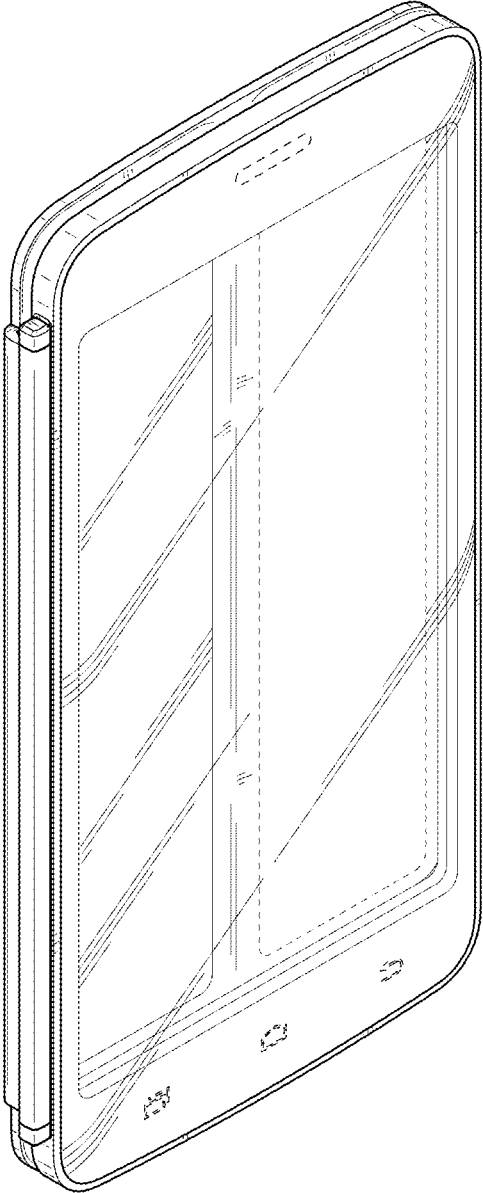


FIG. 11

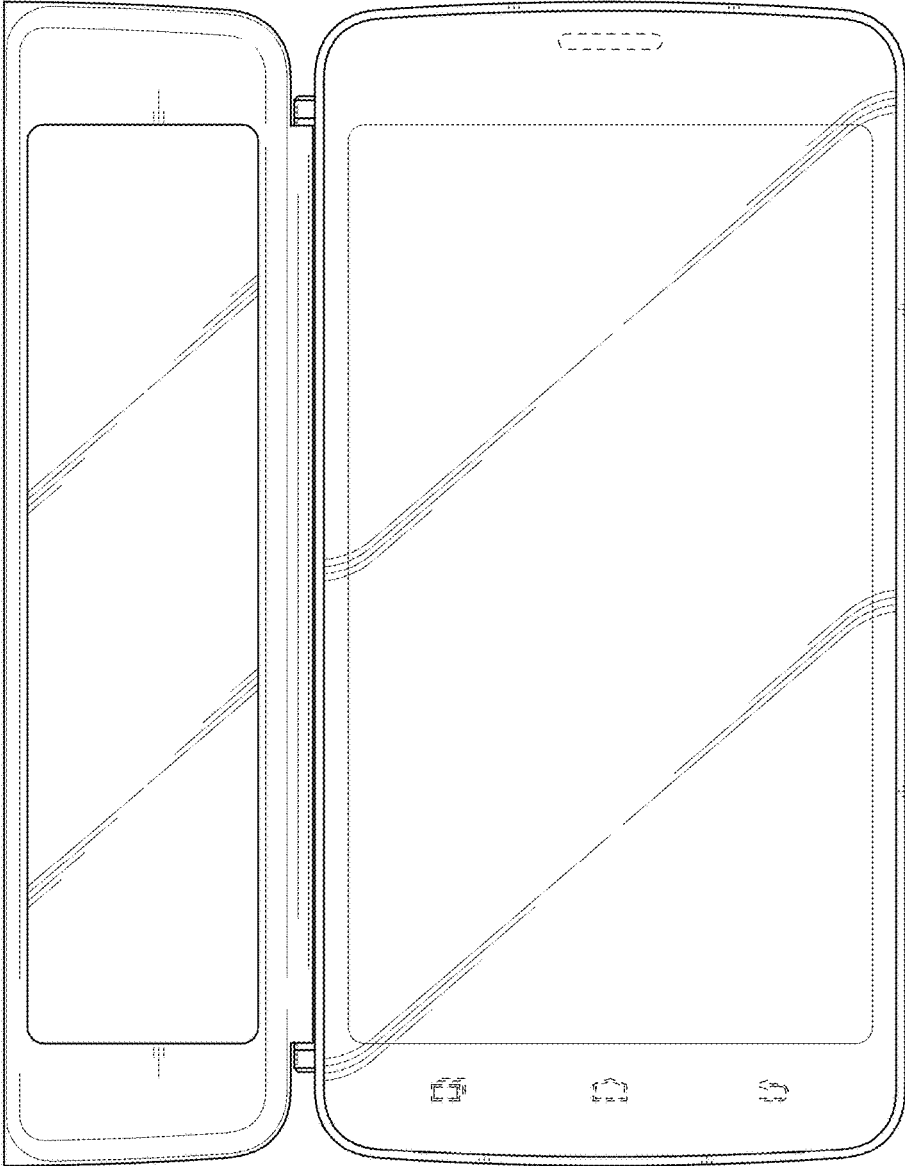


FIG. 12

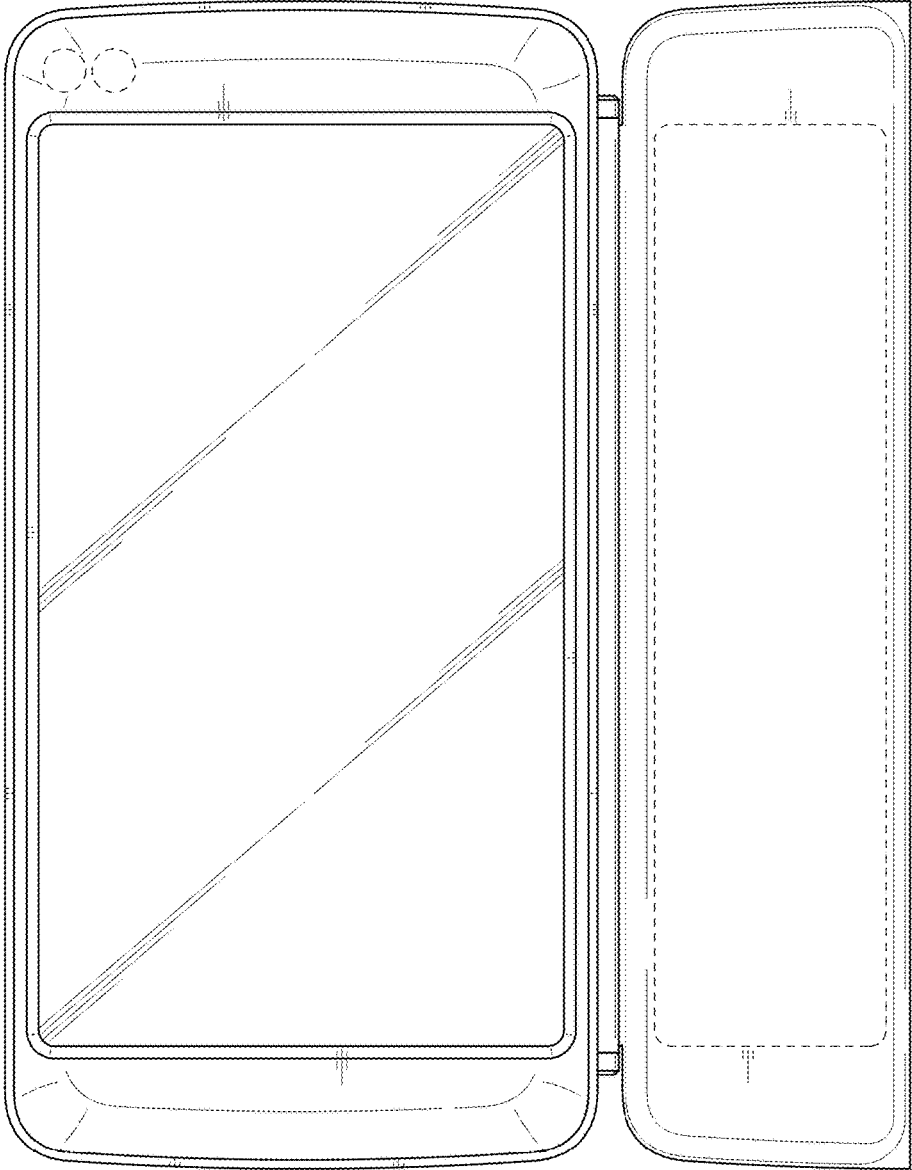


FIG. 13

