



US00D941057S

(12) **United States Design Patent**  
**Zou**

(10) **Patent No.:** **US D941,057 S**  
(45) **Date of Patent:** **\*\* Jan. 18, 2022**

- (54) **PILLOW**
- (71) Applicant: **Xia Zou**, Guangdong (CN)
- (72) Inventor: **Xia Zou**, Guangdong (CN)
- (\*\*) Term: **15 Years**
- (21) Appl. No.: **29/746,800**
- (22) Filed: **Aug. 18, 2020**
- (30) **Foreign Application Priority Data**

Jul. 22, 2020 (CN) ..... 202030402498.0

- (51) **LOC (13) Cl.** ..... **06-09**
- (52) **U.S. Cl.**  
USPC ..... **D6/601**
- (58) **Field of Classification Search**  
USPC ..... D6/582-583, 587-592, 595-609,  
D6/617-622; D21/803-809; D24/183  
CPC ..... A47G 9/00; A47G 2009/001; A47G  
2009/002; A47G 2009/003; A47G 9/10;  
A47G 9/1009; A47G 2009/1018; A47G  
9/1045; A47G 9/1081; A47G 9/109  
See application file for complete search history.

(56) **References Cited**

**U.S. PATENT DOCUMENTS**

- 4,218,792 A \* 8/1980 Kogan ..... A47G 9/109  
5/636
- D465,686 S \* 11/2002 Hwong ..... D6/601
- D759,991 S \* 6/2016 Jing ..... D6/601
- D856,028 S \* 8/2019 Zou ..... D6/601
- D869,196 S \* 12/2019 Shin ..... D6/601

- D880,195 S \* 4/2020 Yang ..... D6/601
- D898,429 S \* 10/2020 Huang ..... D6/601
- 10,888,183 B2 \* 1/2021 Popitz ..... A61G 7/072
- D913,013 S \* 3/2021 Rensin ..... D6/601
- 2009/0139031 A1 \* 6/2009 Davis ..... A61G 7/072  
5/639
- 2011/0131728 A1 \* 6/2011 Rose ..... A47G 9/109  
5/636
- 2012/0180220 A1 \* 7/2012 Popitz ..... A47G 9/1081  
5/638
- 2014/0026323 A1 \* 1/2014 Bowers ..... A47G 9/10  
5/636
- 2015/0265075 A1 \* 9/2015 Liu ..... A61F 5/56  
5/640
- 2017/0156958 A1 \* 6/2017 Roh ..... A47G 9/1081

\* cited by examiner

*Primary Examiner* — Jennifer L Rempfer


(57) **CLAIM**

The ornamental design for a pillow, as shown.

**DESCRIPTION**

FIG. 1 is a front elevational view of a pillow showing my new design;  
 FIG. 2 is a rear elevational view thereof;  
 FIG. 3 is a left side view thereof;  
 FIG. 4 is a right side view thereof;  
 FIG. 5 is a top plan view thereof;  
 FIG. 6 is a bottom plan view thereof;  
 FIG. 7 is a perspective view thereof;  
 FIG. 8 is another perspective view thereof; and,  
 FIG. 9 is a perspective view with the front portion detached thereof.

**1 Claim, 4 Drawing Sheets**






FIG. 1




FIG. 2




FIG. 3




FIG. 4




FIG. 5




FIG. 6




FIG. 7

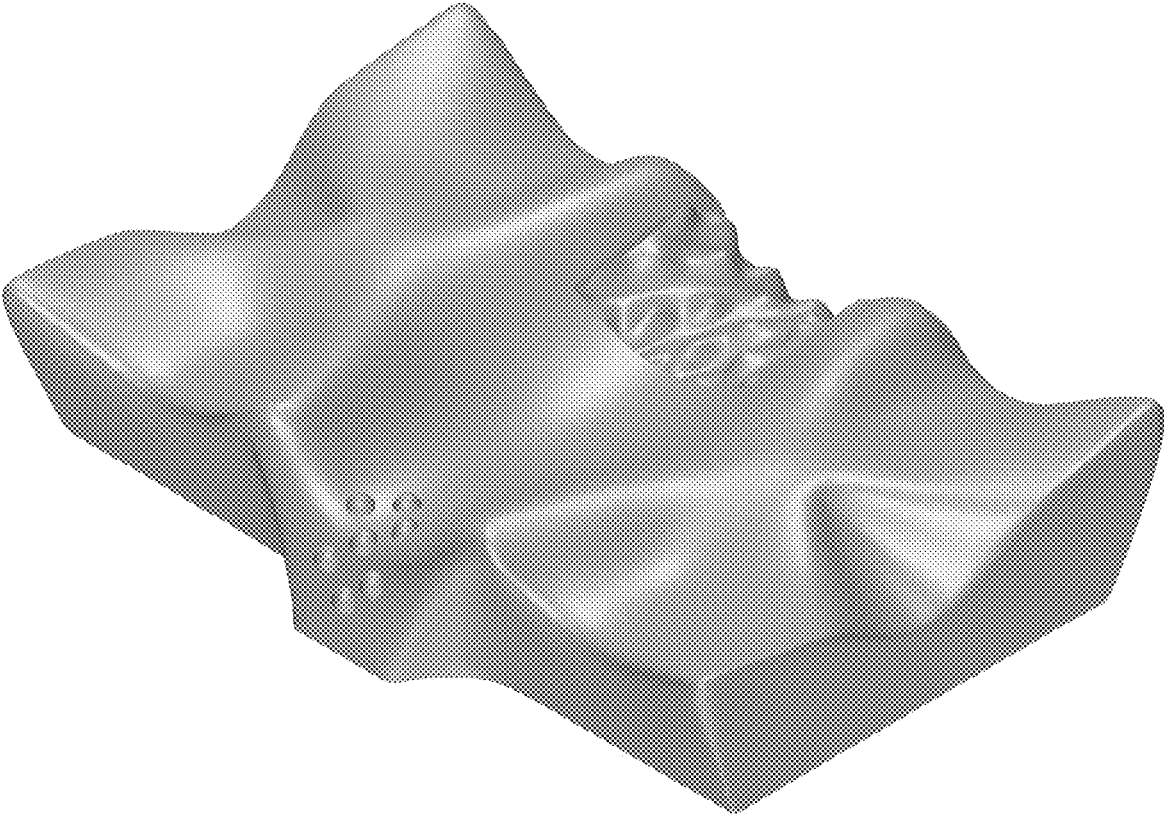


FIG. 8

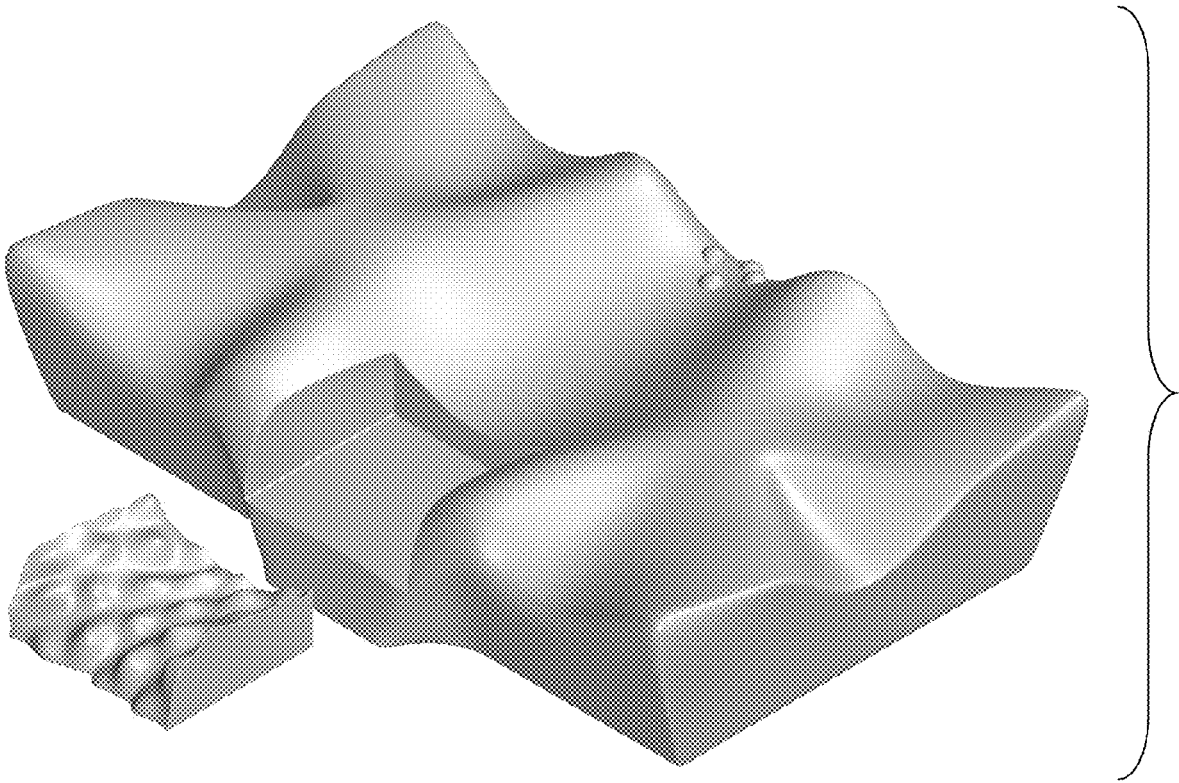


FIG. 9