



US00D672781S

(12) **United States Design Patent**
Lu

(10) **Patent No.:** **US D672,781 S**

(45) **Date of Patent:** **** Dec. 18, 2012**

(54) **Y-SHAPED FOLDABLE STAND BACK COVER**

(76) Inventor: **Ning Lu**, Guangdong Province (CN)

(**) Term: **14 Years**

(21) Appl. No.: **29/420,306**

(22) Filed: **May 8, 2012**

(51) **LOC (9) Cl.** **14-02**

(52) **U.S. Cl.** **D14/440**

(58) **Field of Classification Search** D14/250,
D14/251, 253, 240, 217, 496, 440, 203.3,
D14/203.4, 203.5, 203.8, 432, 439, 300;
D3/218, 215, 201; 220/4.02; 248/309.1;
361/679.56, 679.03, 683, 679.09; 379/426,
379/433.11, 455; 455/575.1, 575.8; 190/100;
206/305, 320; 345/173

See application file for complete search history.

(56) **References Cited**

U.S. PATENT DOCUMENTS

2,354,782	A *	8/1944	Stradling et al.	281/16
4,259,568	A *	3/1981	Dynesen	235/1 D
4,703,160	A *	10/1987	Narishima et al.	235/1 D
4,718,550	A *	1/1988	Johnson	206/387.13
5,375,076	A *	12/1994	Goodrich et al.	361/679.17
7,191,926	B1 *	3/2007	Costantino et al.	224/605
7,318,521	B2 *	1/2008	Lau	206/45.24
7,542,052	B2 *	6/2009	Solomon et al.	345/659
D641,348	S *	7/2011	Kim et al.	D14/250
D646,266	S *	10/2011	Kim et al.	D14/250
D657,354	S *	4/2012	Kim	D14/250
D658,877	S *	5/2012	Janus	D3/301

D659,139	S *	5/2012	Gengler	D14/392
D663,304	S *	7/2012	Akana et al.	D14/440
8,230,992	B2 *	7/2012	Law et al.	206/320
8,235,208	B2 *	8/2012	Sirichai et al.	206/320
2001/0040561	A1 *	11/2001	Weinzierl et al.	345/169
2004/0202858	A1 *	10/2004	Lee	428/332
2009/0017883	A1 *	1/2009	Lin	455/575.8
2010/0294909	A1 *	11/2010	Hauser et al.	248/456
2010/0300909	A1 *	12/2010	Hung	206/320
2012/0043231	A1 *	2/2012	Perrier et al.	206/216
2012/0170212	A1 *	7/2012	Gallouzi et al.	361/679.56
2012/0194448	A1 *	8/2012	Rothkopf	345/173
2012/0211613	A1 *	8/2012	Yang et al.	248/174

* cited by examiner

Primary Examiner — Cynthia Underwood

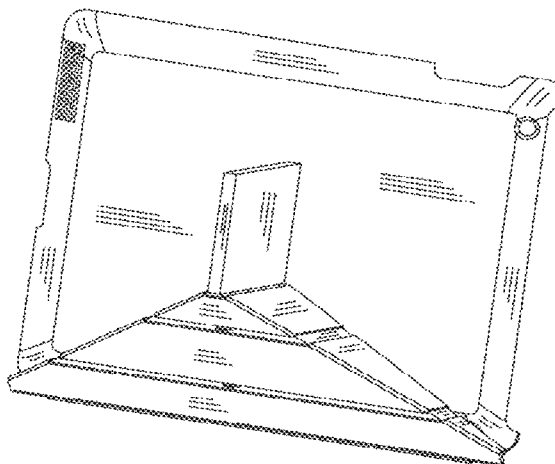
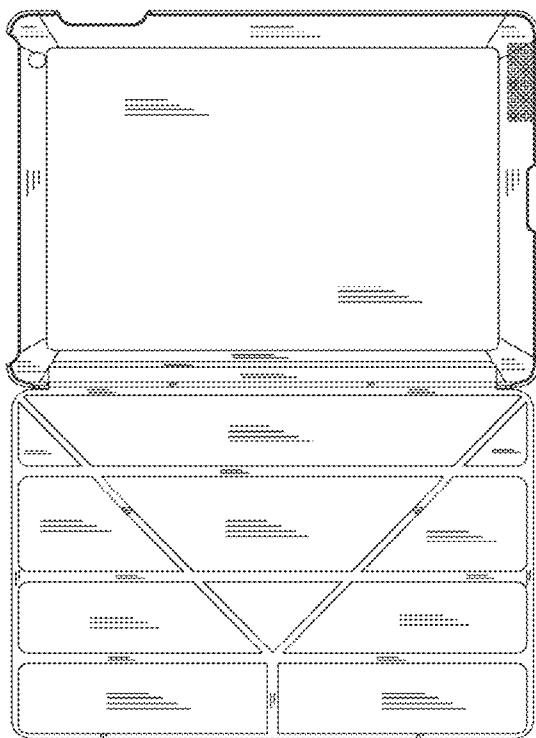
(57) **CLAIM**

The ornamental design for a Y-shaped foldable stand back cover, as shown.

DESCRIPTION

FIG. 1 is a front elevational view of a Y-shaped foldable stand back cover showing my new design;
FIG. 2 is a rear elevational view thereof;
FIG. 3 is a left side view thereof;
FIG. 4 is a right side view thereof;
FIG. 5 is a top plan view thereof;
FIG. 6 is a bottom plan view thereof; and,
FIG. 7 is a perspective view thereof, shown in a folded position of use.

1 Claim, 4 Drawing Sheets






FIG. 1




FIG. 2



FIG. 3



FIG. 4




FIG. 5



FIG. 6




FIG. 7