



US00D476218S

(12) **United States Design Patent** (10) **Patent No.:** **US D476,218 S**  
**Kelleghan** (45) **Date of Patent:** **\*\* Jun. 24, 2003**

(54) **SHARK SHAPED CARABINER WITH BOTTLE OPENER**

(75) Inventor: **Brian James Kelleghan**, Longmont, CO (US)  
(73) Assignee: **Bison Designs, L.L.C.**, Longmont, CO (US)  
(\*\*) Term: **14 Years**

(21) Appl. No.: **29/164,407**  
(22) Filed: **Jul. 24, 2002**

(51) **LOC (7) Cl.** ..... **08-05**  
(52) **U.S. Cl.** ..... **D8/356; D8/38**  
(58) **Field of Search** ..... D1/104, 120, 126; D8/38, 333, 356, 367, 370, 383; D11/133, 157, 200, 211; 24/583.1, 587.1, 588.11, 594.11, 598.1, 598.2, 598.3, 598.4, 599.1, 599.2, 599.5, 599.6, 599.7, 599.8, 599.9, 600.1, 600.3, 600.9, 601.5; 248/231.9, 231.91, 925; 294/82.17, 82.19, 82.2; 428/7, 13, 28

(56) **References Cited**

**U.S. PATENT DOCUMENTS**

D38,899 S	11/1907	Newcomb	
D41,894 S	11/1911	Sommer	
D237,581 S	11/1975	Pasquale	
D279,645 S	7/1985	Makris	
D334,696 S	4/1993	Makris	
D345,688 S	* 4/1994	McLean et al.	D8/356
5,329,675 A	7/1994	McLean et al.	
D359,927 S	* 7/1995	Cook	D11/100
5,463,798 A	11/1995	Wurzer	
D401,883 S	* 12/1998	Madhvani	D11/81
D433,899 S	11/2000	Saffron et al.	
D443,805 S	* 6/2001	Holden	D8/38
D448,276 S	9/2001	Kelleghan	
D451,774 S	12/2001	Kelleghan	
D452,122 S	12/2001	Hughes et al.	
D459,173 S	6/2002	Kelleghan	

**OTHER PUBLICATIONS**

U.S. patent application Ser. No. 29/133,561, Brian James Kelleghan, filed Dec. 14, 2000.  
U.S. patent application Ser. No. 29/154,591, Brian James Kelleghan, filed Jan. 25, 2002.  
U.S. patent application Ser. No. 29/154,590, Brian James Kelleghan, filed Jan. 25, 2002.  
U.S. patent application Ser. No. 29/154,974, Brian James Kelleghan, filed Feb. 1, 2002.

\* cited by examiner

*Primary Examiner*—Robert M. Spear  
*Assistant Examiner*—Elizabeth A. Albert  
(74) *Attorney, Agent, or Firm*—Rick Martin; Patent Law Offices of Rick Martin, P.C.

(57) **CLAIM**

The ornamental design for a shark shaped carabiner with bottle opener, as shown and described.

**DESCRIPTION**

FIG. 1 is a top plan view of a first embodiment of my new design for a shark shaped carabiner, which includes a tail bottle opener, the bottom plan view being a mirror image thereof;  
FIG. 2 is a rear side plan view of FIG. 1.  
FIG. 3 is a front side plan view of FIG. 1.  
FIG. 4 is a left side plan view of FIG. 1.  
FIG. 5 is a right side plan view of FIG. 1.  
FIG. 6 is a top perspective view of FIG. 1.  
FIG. 7 is a top plan view of an alternative embodiment of my new design for a shark shaped carabiner, which includes a dorsal fin opener, the bottom plan view being a mirror image thereof;  
FIG. 8 is a rear side plan view of FIG. 7.  
FIG. 9 is a front side plan view of FIG. 7.  
FIG. 10 is a left side plan view of FIG. 7.  
FIG. 11 is a right side plan view of FIG. 7; and,  
FIG. 12 is a top perspective view of FIG. 7.

**1 Claim, 2 Drawing Sheets**

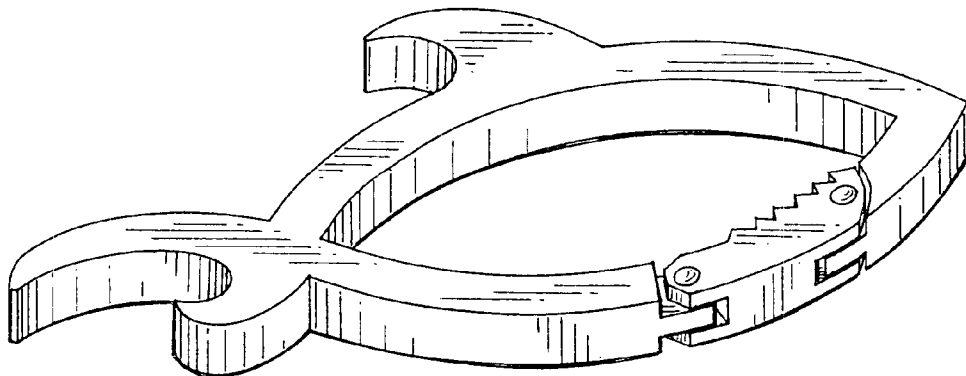




FIG. 4



FIG. 2

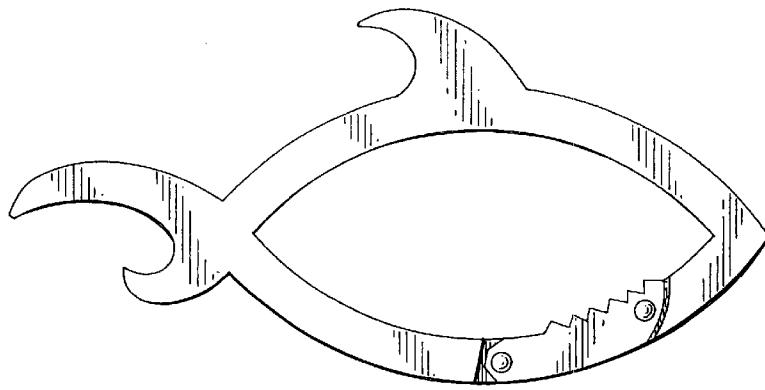


FIG. 1



FIG. 3




FIG. 5

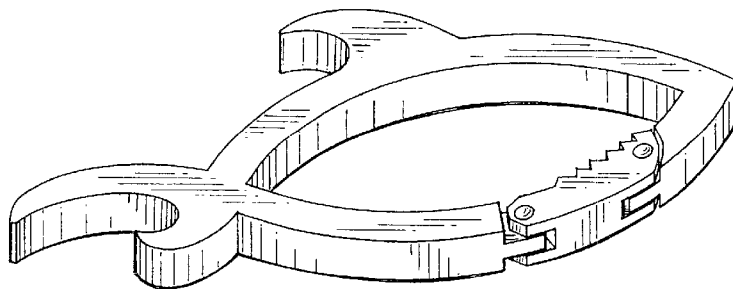


FIG. 6

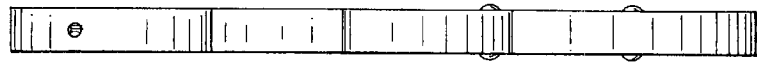


FIG. 10



FIG. 8

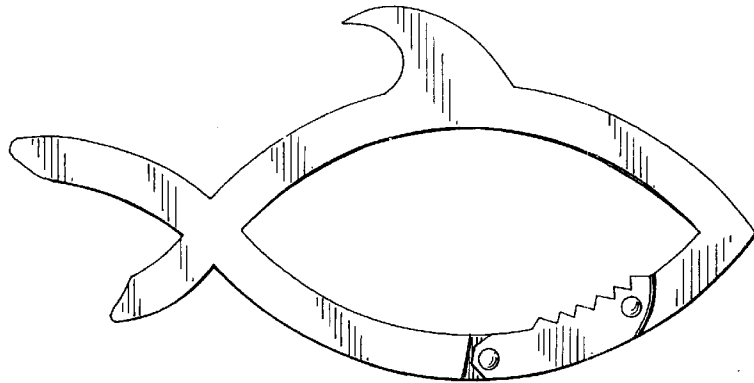


FIG. 7



FIG. 9




FIG. 11

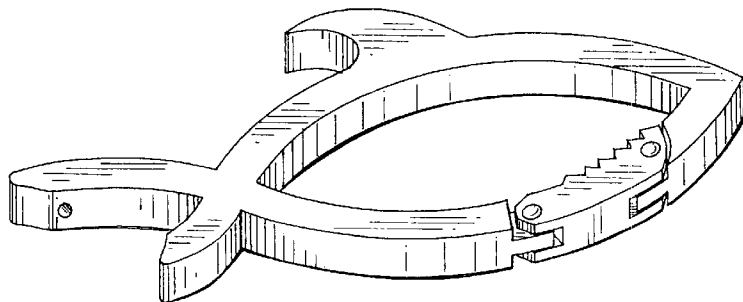


FIG. 12