



US00D482933S

(12) **United States Design Patent** (10) **Patent No.:** **US D482,933 S**
Norris et al. (45) **Date of Patent:** **** *Dec. 2, 2003**

(54) **BEVERAGEWARE**
(75) Inventors: **Daniel A. Norris**, Williamsville, NY
(US); **Ron Lapsker**, Maple (CA)
(73) Assignee: **Prosoft International, Inc.**, St. Michael
Bridgetown (BB)
(*) Notice: This patent is subject to a terminal dis-
claimer.
(**) Term: **14 Years**
(21) Appl. No.: **29/154,013**
(22) Filed: **Jan. 15, 2002**
(51) **LOC (7) Cl.** **07-01**
(52) **U.S. Cl.** **D7/533; D7/510; D7/532**
(58) **Field of Search** **D7/533, 532, 523,**
D7/510, 511, 509, 536, 507; 220/705, 713,
710.5, 719, 714, 715, 737; 248/346.1; 222/486,
548; 294/31.2; 215/396, DIG. 8, 382, 383;
D9/540

(56) **References Cited**
U.S. PATENT DOCUMENTS
1,575,870 A * 3/1926 Sehlbach 215/383
D234,110 S * 1/1975 Achenbach D7/532
D412,120 S * 7/1999 Payne et al. D9/540
D422,842 S 4/2000 Freed
D425,758 S 5/2000 Freed
D431,158 S * 9/2000 Schwab D7/510
D433,876 S * 11/2000 Freed D7/532

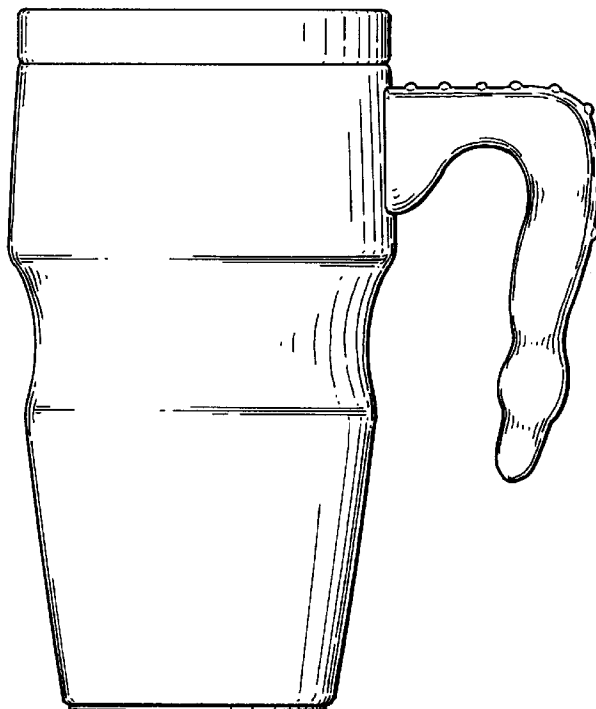
D435,195 S * 12/2000 Joergensen D7/536
D436,296 S * 1/2001 Freed D7/523
D437,185 S * 2/2001 Freed D7/510
D438,757 S * 3/2001 Joergensen D7/510
D440,465 S * 4/2001 La Torre et al. D7/523
D443,796 S * 6/2001 Lin D7/510
D457,395 S * 5/2002 Gluck D7/510
D460,661 S * 7/2002 Norris et al. D7/533
D464,849 S * 10/2002 Norris et al. D7/523
D465,971 S * 11/2002 Renz D7/523

* cited by examiner
Primary Examiner—M. N. Pandozzi
(74) *Attorney, Agent, or Firm*—Hodgson Russ LLP

(57) **CLAIM**
The ornamental design for beverageware, as shown and
described.

DESCRIPTION
FIG. 1 is a perspective view of beverageware showing our
new design;
FIG. 2 is a right-hand side elevational view thereof, the
left-hand side view thereof being a mirror image of the side
shown;
FIG. 3 is a front elevational view thereof;
FIG. 4 is a rear elevational view thereof;
FIG. 5 is a top plan view thereof; and,
FIG. 6 is a bottom plan view thereof.
The broken line showing of a lid in FIG. 1 is for illustrative
purposes only and forms no part of the claimed design.

1 Claim, 3 Drawing Sheets






FIG. 1

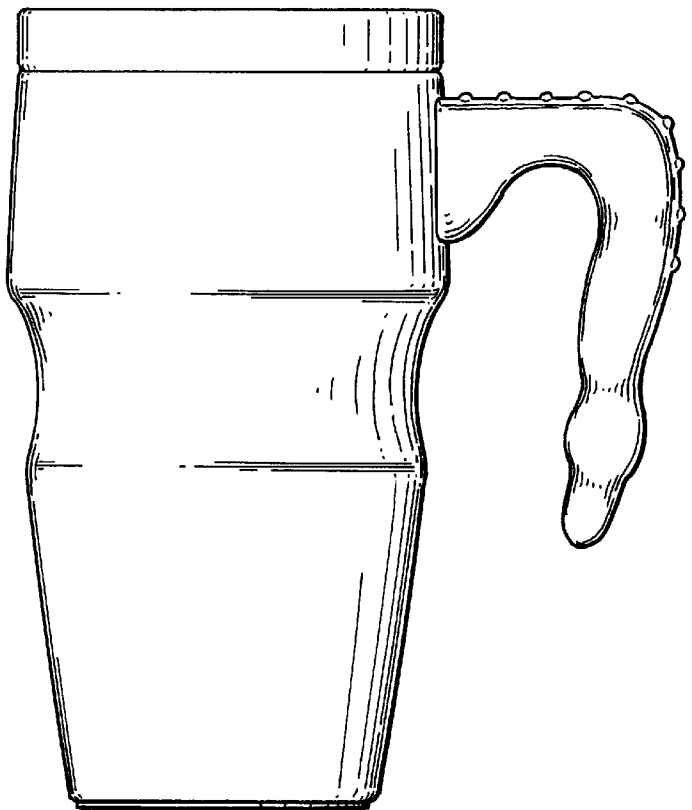


FIG. 2




FIG. 3

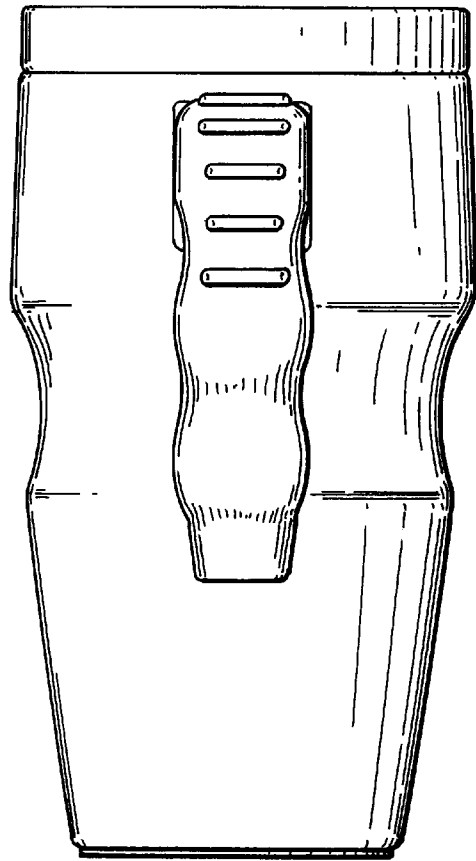


FIG. 4

FIG. 5

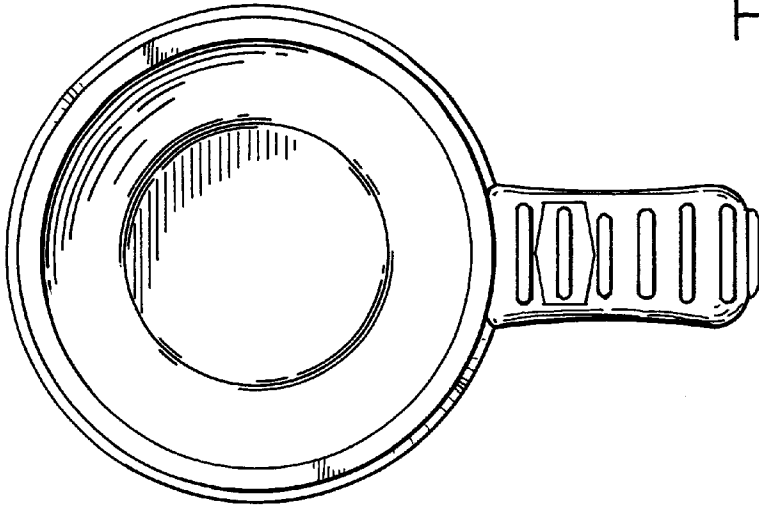


FIG. 6

