



US00D737569S

(12) **United States Design Patent**  
**Hamilton**

(10) **Patent No.:** **US D737,569 S**

(45) **Date of Patent:** **\*\* Sep. 1, 2015**

(54) **PORTABLE ARTICLE CARRIER**

(71) Applicant: **SIMPLE.BE LLC**, Lake Oswego, OR (US)

(72) Inventor: **Brett Hamilton**, Tualatin, OR (US)

(73) Assignee: **SIMPLE.BE LLC**, Lake Oswego, OR (US)

(\*\*) Term: **14 Years**

(21) Appl. No.: **29/478,205**

(22) Filed: **Jan. 2, 2014**

(51) **LOC (10) Cl.** ..... **03-01**

(52) **U.S. Cl.**  
USPC ..... **D3/218**

(58) **Field of Classification Search**  
USPC ..... D3/215, 221, 224, 226, 228, 229;  
224/148.6, 219, 222, 246, 250-251,  
224/267, 671-675, 236, 269, 575, 930, 587,  
224/197, 217, 901, 901.2; 294/25, 150;  
24/3.12, 16 R, 17 B, 303, 3.2;  
455/575.1-575.8, 100, 347; 206/305,  
206/320

See application file for complete search history.

(56) **References Cited**

**U.S. PATENT DOCUMENTS**

551,359 A	12/1885	Braillard
1,816,284 A	7/1931	Hughes
3,127,076 A	3/1964	Tebbs
3,813,017 A	5/1974	Pimsleur
4,057,757 A	11/1977	Darden
D258,021 S	1/1981	Bonaventura
4,399,934 A	8/1983	Dupont
4,420,104 A	12/1983	Dilenno
D275,815 S	10/1984	Dilenno
D281,830 S	12/1985	Hengesbach
D293,857 S	1/1988	Stout et al.
4,982,885 A	1/1991	Severson et al.
5,104,076 A	4/1992	Goodall
5,147,079 A	9/1992	Heather
5,184,762 A	2/1993	Nevitt

D347,522 S	6/1994	Beltran	
D357,801 S *	5/1995	Short	D3/215
5,535,928 A	7/1996	Herring	
5,622,346 A	4/1997	Story, Jr.	
5,806,730 A	9/1998	Deno	
D419,392 S	1/2000	Schlebusch	
6,056,174 A	5/2000	Minckler	
6,076,789 A	6/2000	Jackson	
6,081,695 A	6/2000	Wallace et al.	
6,161,742 A *	12/2000	Kiser	224/251
6,321,958 B1	11/2001	Erdmann	
6,330,430 B1 *	12/2001	Jensfelt	455/575.8
6,412,674 B1	7/2002	Lipke	
D467,069 S	12/2002	TenHoeve	
6,533,150 B1	3/2003	Margo et al.	
D490,237 S	5/2004	Hardge	
D517,314 S	3/2006	Moyer	
D518,950 S *	4/2006	Condiff	D3/218
D540,031 S	4/2007	Bouchard	
D547,618 S	7/2007	Exler	
7,640,632 B2	1/2010	Lazarus	
D654,265 S	2/2012	Roy	
8,162,285 B2	4/2012	Rooker	
D675,011 S *	1/2013	Stiefel	D3/215
D682,544 S	5/2013	Raich	
8,573,458 B1	11/2013	Hamilton	
8,714,422 B2 *	5/2014	Yu	224/219
2007/0205244 A1	9/2007	Hewes, Jr.	
2008/0121673 A1	5/2008	Timm et al.	
2009/0127304 A1	5/2009	Uygun	

**FOREIGN PATENT DOCUMENTS**

CA 2395918 A1 1/2004

**OTHER PUBLICATIONS**

Maxpedition CPM, accessed on the Internet at: <http://www.maxpedition.com/store/pd/CP-M-8p2.htm> on Jan. 2, 2013.

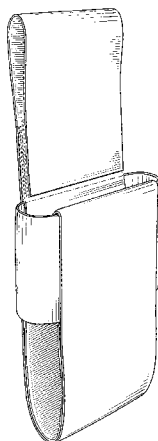
Maxpedition #0109, accessed on the Internet at: <http://www.maxpedition.com/store/pc/4-5-CLIP-ON-PHONE-HOLSTER-p441.htm> on Jan. 2, 2013.

Maxpedition 3.5" Clip-on Phone Holster, accessed on the Internet at: <http://www.maxpedition.com/store/pc/3-5-CLIP-ON-PHONE-HOLSTER-p413.htm> on Jan. 2, 2013.

SumoStrap Assembly Instructions, pp. 1-2, Estimated Date of Publication: as early as Jan. 1, 2004, Fastcap Inc., Bellingham, WA.

Innovation, Fastcap 2004 Catalog, p. 14, Jan. 1, 2004, Fastcap Inc., Bellingham, WA.

Heavy-Duty Phone Holder by Dewalt, accessed on the Internet at: <http://www.constructiongear.com/dewalt-heavy-duty-cell-phone-holder-5126.html> on Jan. 4, 2013.



Belt Cell Phone/Camera Holder, accessed on the Internet at: <http://www.reliableracing.com/detail.cfm?edp=10927572> on Jan. 5, 2013.

SwimAndTri: Fuel Belt Cell phone holder, accessed on the Internet at: [http://www.swimandtri.com/Scripts/Fuel\\_Belt\\_Cell\\_phone\\_holder\\_Product341.aspx](http://www.swimandtri.com/Scripts/Fuel_Belt_Cell_phone_holder_Product341.aspx) on Jan. 5, 2013.

McGuire-Nicholas Cell Rider Cell Phone Holder at The Home Depot, accessed on the Internet at: <http://www.homedepot.com/buy/mcguire-nicholas-cellrider-cell-phone-holder-31509.html#>. UOj0AYmEEoY on Jan. 5, 2013.

Holster Pouch, accessed on the Internet at: [www.boxwave.com/holsters/holster-pouch/bwpds/pw/](http://www.boxwave.com/holsters/holster-pouch/bwpds/pw/) on Mar. 1, 2013.

Heavy Guard PDA Pouch with Belt Clip, accessed on the Internet at: <http://www.militaryuniformsupply.com/pda-pouch-with-belt-clip> on Jan. 2, 2013.

Seidio Horizontal Leather Case, accessed on the Internet at: [www.seidioonline.com/blackberry-pearl-8100-horizontal-leather-case-p/d-csl3bb8100-hc.htm](http://www.seidioonline.com/blackberry-pearl-8100-horizontal-leather-case-p/d-csl3bb8100-hc.htm) on Mar. 1, 2013.

Clearing Clutter in Cars, Jan. 22, 2004, The Early Show, CBSNews.com, accessed on the Internet at: [web.archive.org/web/20040810150547/http://www.cbsnews.com/stories/2004/06/21/earlyshow/living/main625174.shtml](http://web.archive.org/web/20040810150547/http://www.cbsnews.com/stories/2004/06/21/earlyshow/living/main625174.shtml) on Mar. 4, 2013.

Galls: Phone Holders, accessed on the Internet at: [www.galls.com/CGBCSRCH?PMWWTN0=000000000001577](http://www.galls.com/CGBCSRCH?PMWWTN0=000000000001577) on Mar. 1, 2013.

Brett Hamilton, Smart Phone Holster, Sep. 2008 (Public Disclosure), SIMPLE.BE LLC, Lake Oswego, OR.

Revised Pre-Examination Search Docket, U.S. Appl. No. 13/803,532, Attachable Portable Article Carrier, Inventor: Brett Hamilton, Apr. 30, 2013, United States Patent and Trademark Office, Alexandria, VA.

Revised Accelerated Examination Support Document, U.S. Appl. No. 13/803,532, Attachable Portable Article Carrier, Inventor: Brett Hamilton, Apr. 30, 2013, United States Patent and Trademark Office, Alexandria, VA.

Non-Final Office Action, U.S. Appl. No. 13/803,532, Attachable Portable Article Carrier, Inventor: Brett Hamilton, Inventor: Brett Hamilton, Jun. 6, 2012, United States Patent and Trademark Office, Alexandria, VA.

Response to Non-Final Action, U.S. Appl. No. 13/803,532, Attachable Portable Article Carrier, Inventor: Brett Hamilton, Jul. 2, 2012, United States Patent and Trademark Office, Alexandria, VA.

Notice of Allowance, U.S. Appl. No. 13/803,532, Attachable Portable Article Carrier, Inventor: Brett Hamilton, Jul. 23, 2012, United States Patent and Trademark Office, Alexandria, VA.

"Portable Article Carrier", Unpublished U.S. Appl. No. 14/050,315, Inventor: Brett Hamilton, Applicant: SIMPLE.BE LLC, Filing Date: Oct. 9, 2013, United States Patent and Trademark Office, Alexandria, VA.

"Carrier for Portable Articles", Unpublished U.S. Appl. No. 14/074,493, Inventor: Brett Hamilton, Applicant: SIMPLE.BE LLC, Filing Date: Nov. 7, 2013, United States Patent and Trademark Office, Alexandria, VA.

Bagaboo Cellphone Holster, accessed on the Internet at: <http://www.bagaboo.hu/en/catalogue/cell-phone-holster> on Nov. 22, 2013.

Archive Cell Holster V.2, accessed on the Internet at: <http://archivebag.com/holster.html#holster1> on Nov. 22, 2013.

Brett Hamilton, Photos of Smart Phone Holster in Four Views, public use on Jan. 2008, SIMPLE.BE LLC, Lake Oswego, OR.

\* cited by examiner

*Primary Examiner* — Catheri Oliver-Garcia  
(74) *Attorney, Agent, or Firm* — Stone Creek Services LLC;  
Alan M Flum

(57)

#### CLAIM

The ornamental design for a portable article carrier, as shown and described.

#### DESCRIPTION

FIG. 1 is a top, front, and left side perspective view of a first embodiment of a portable article carrier showing my new design;

FIG. 2 is a front elevation view of the portable article carrier of FIG. 1;

FIG. 3 is a rear elevation view of the portable article carrier of FIG. 1;

FIG. 4 is a left side elevation view of the portable article carrier of FIG. 1;

FIG. 5 is a right side elevation view of the portable article carrier of FIG. 1;

FIG. 6 is a top plan view of the portable article carrier of FIG. 1;

FIG. 7 is a bottom plan view of the portable article carrier of FIG. 1;

FIG. 8 is a top, front, and left side perspective view of a second embodiment of a portable article carrier showing my new design;

FIG. 9 is a front elevation view of the portable article carrier of FIG. 8;

FIG. 10 is a rear elevation view of the portable article carrier of FIG. 8;

FIG. 11 is a left side elevation view of the portable article carrier of FIG. 8;

FIG. 12 is a right side elevation view of the portable article carrier of FIG. 8;

FIG. 13 is a top plan view of the portable article carrier of FIG. 8;

FIG. 14 is a bottom plan view of the portable article carrier of FIG. 8;

FIG. 15 is a top, front, and left side perspective view of a third embodiment of a portable article carrier showing my new design;

FIG. 16 is a front elevation view of the portable article carrier of FIG. 15;

FIG. 17 is a rear elevation view of the portable article carrier of FIG. 15;

FIG. 18 is a left side elevation view of the portable article carrier of FIG. 15;

FIG. 19 is a right side elevation view of the portable article carrier of FIG. 15;

FIG. 20 is a top plan view of the portable article carrier of FIG. 15; and,

FIG. 21 is a bottom plan view of the portable article carrier of FIG. 15.

The surface shading illustrated in the drawings is provided merely to highlight the contour of the design; it is not intended to be illustrative of texture or surface ornamentation. The broken lines in FIGS. 1, 2, 4, and 5 of the first embodiment, FIGS. 8, 9, 11, 12, and 13 of the second embodiment, and FIGS. 15, 16, 18, 19, and 20 of the third embodiment illustrate portions of the portable article carrier that form no part of the claimed design. Dot-dash broken lines shown in FIG. 1 of the first embodiment represent a boundary of the claimed design and form no part thereof. The broken away and bracketed portions in FIGS. 8-12 of the second embodiment indicate that no particular length is claimed for those portions; such lines and any portion of the article between such lines form no part of the claimed design.

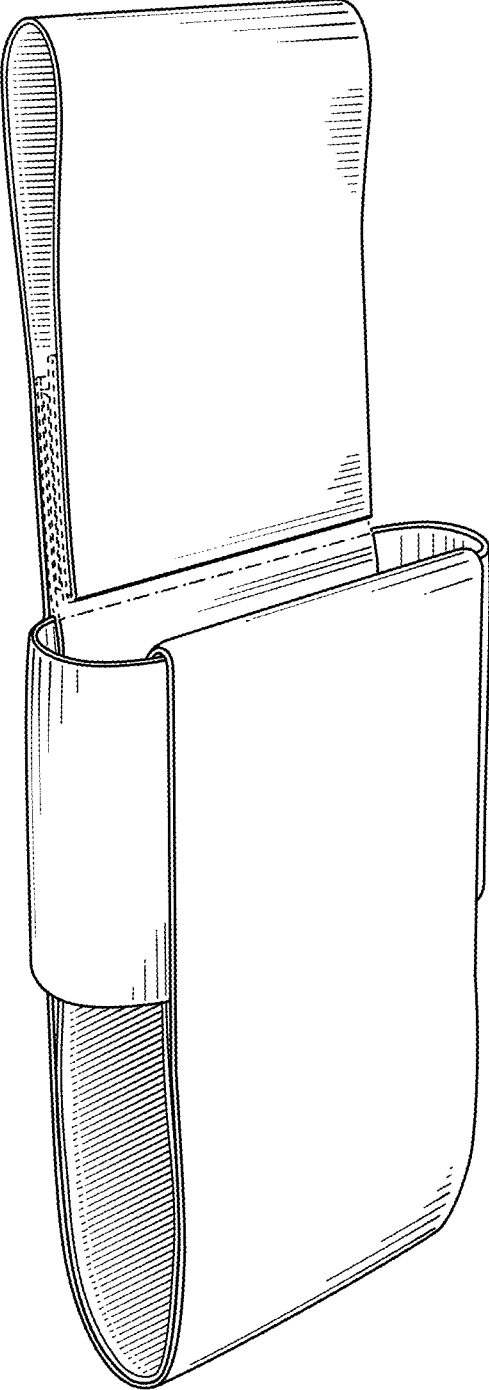
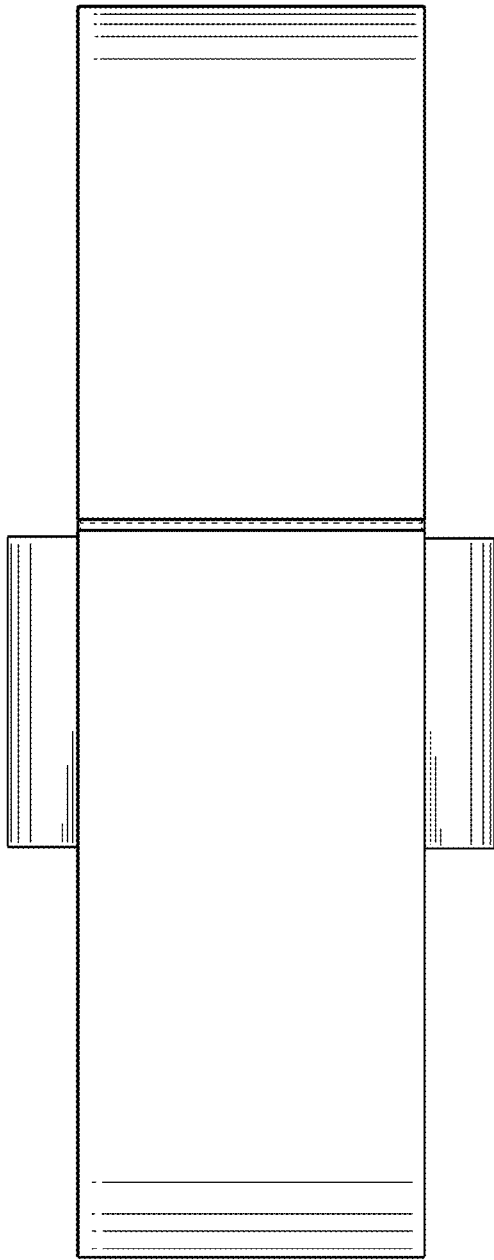
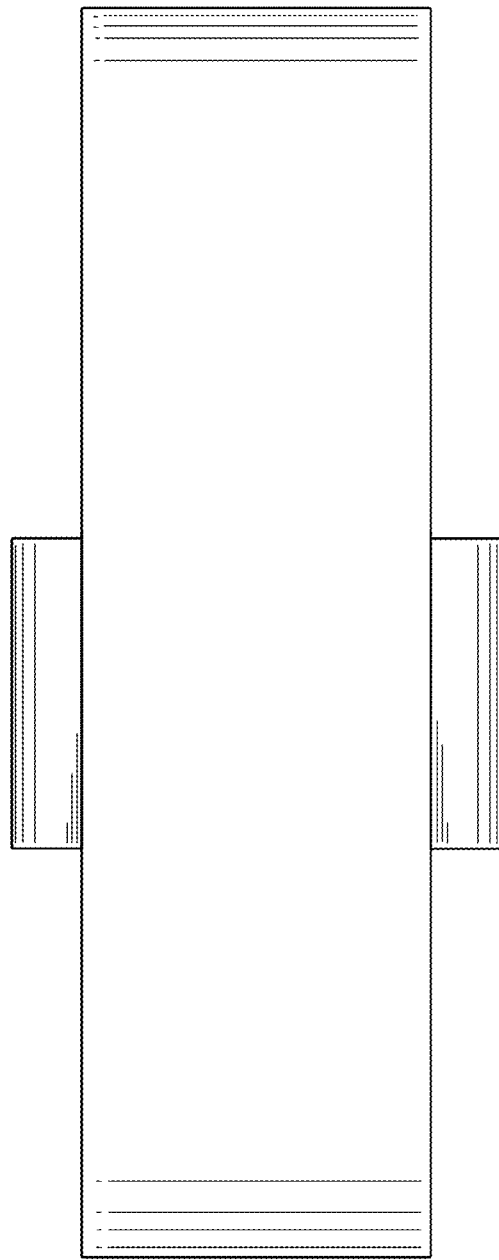



FIG. 1



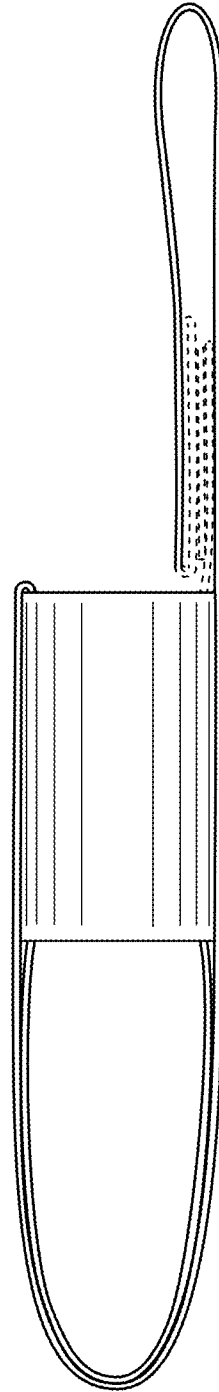
**FIG. 2**




**FIG. 3**




**FIG. 4**



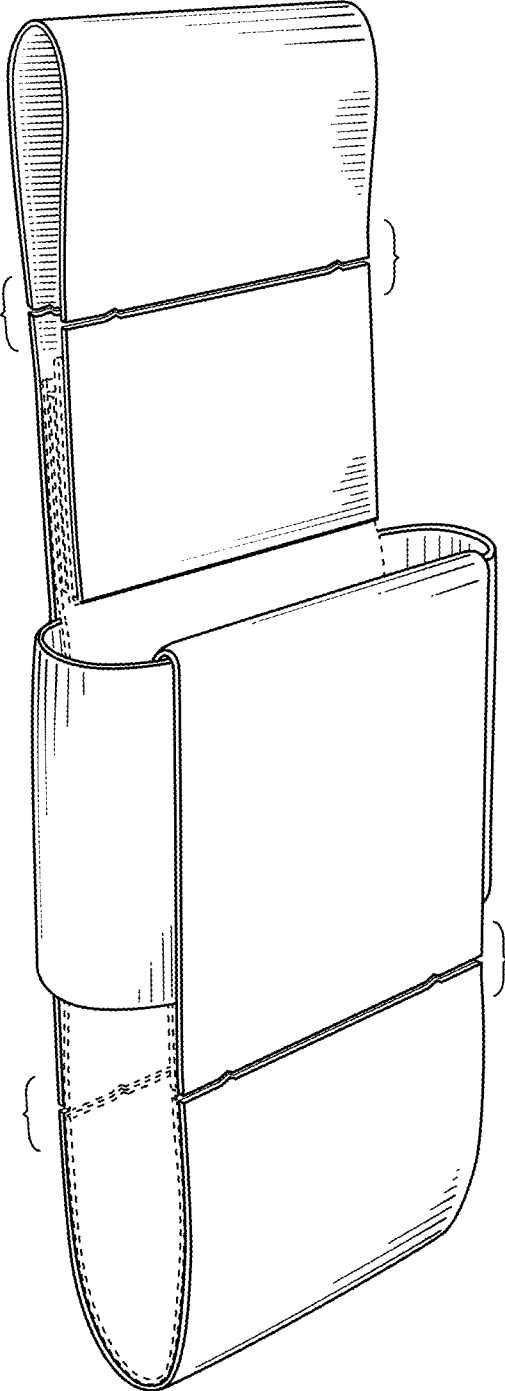
**FIG. 5**



**FIG. 6**



**FIG. 7**



**FIG. 8**

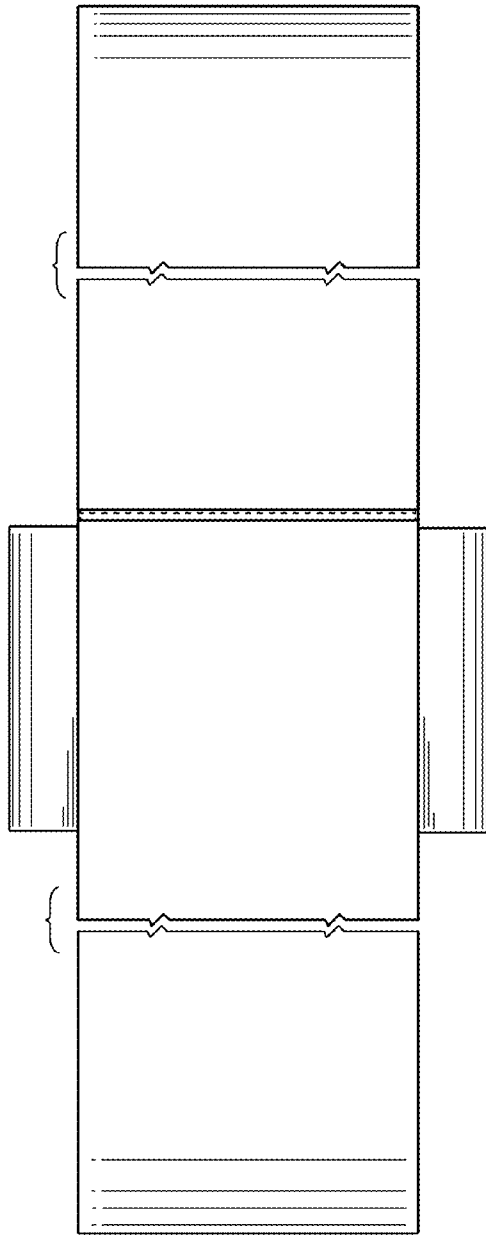


FIG. 9

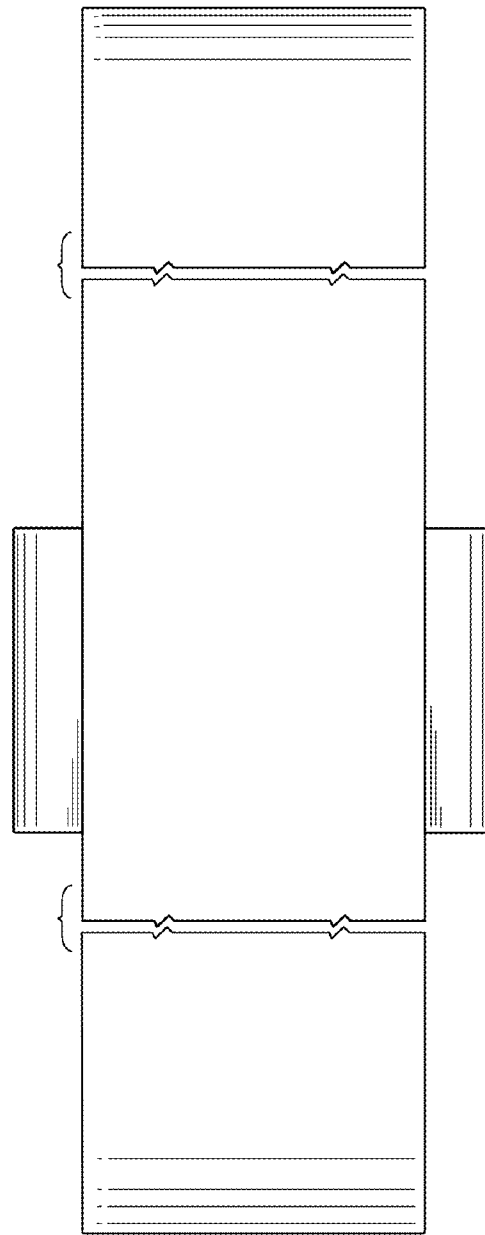


FIG. 10



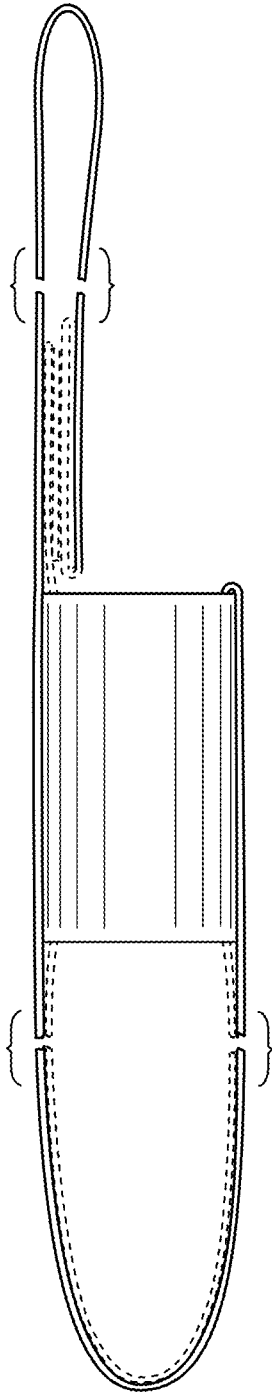


FIG. 11

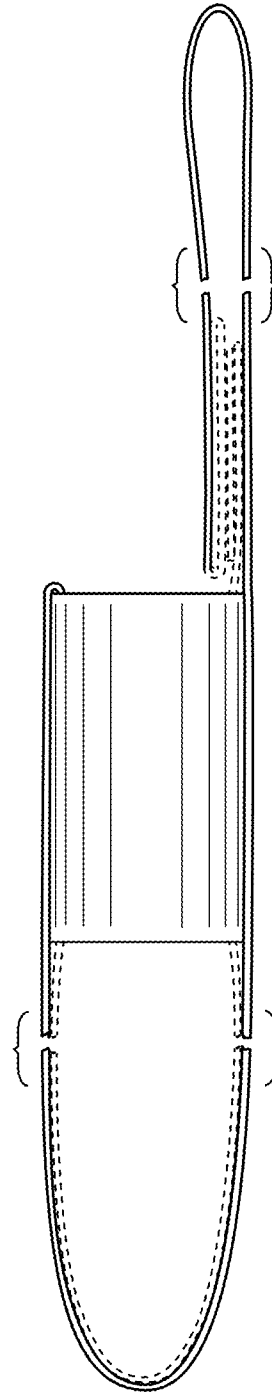




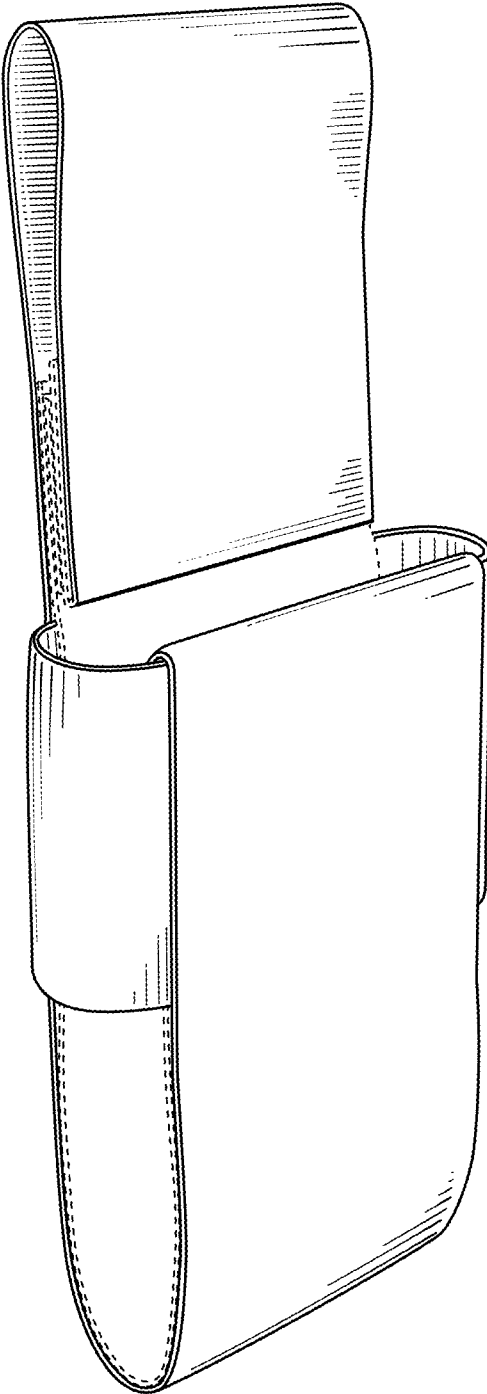
FIG. 12



**FIG. 13**



**FIG. 14**



**FIG. 15**

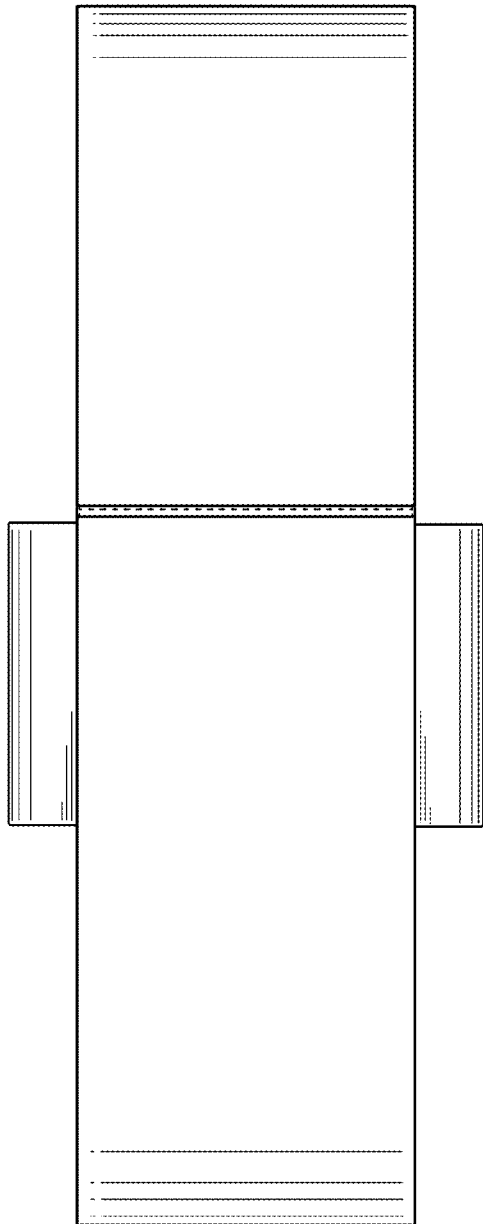


FIG. 16

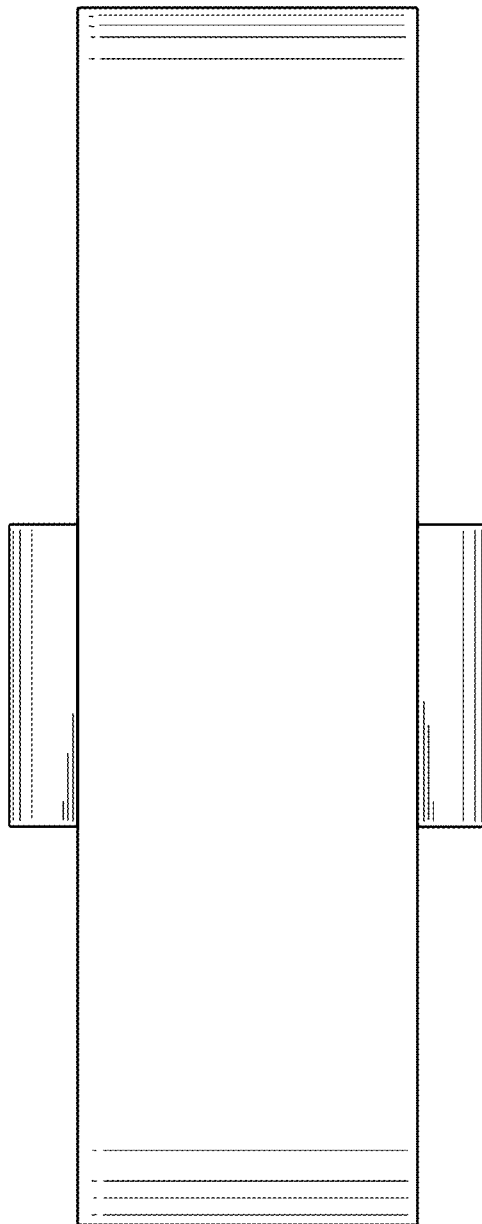


FIG. 17

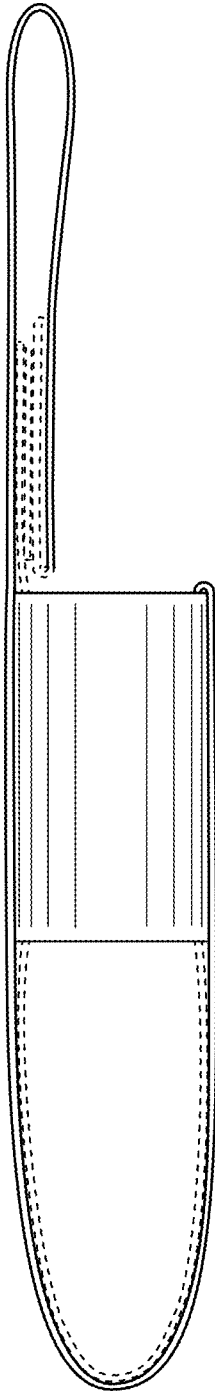


FIG. 18






FIG. 19



**FIG. 20**



**FIG. 21**